

Bounie, David; Dubus, Antoine; Waelbroeck, Patrick

Working Paper

Market for information and selling mechanisms

Economics Working Paper Series, No. 22/367

Provided in Cooperation with:

ETH Zurich, CER-ETH – Center of Economic Research

Suggested Citation: Bounie, David; Dubus, Antoine; Waelbroeck, Patrick (2022) : Market for information and selling mechanisms, Economics Working Paper Series, No. 22/367, ETH Zurich, CER-ETH - Center of Economic Research, Zurich, <https://doi.org/10.3929/ethz-b-000530324>

This Version is available at:

<https://hdl.handle.net/10419/251741>

Standard-Nutzungsbedingungen:

Die Dokumente auf EconStor dürfen zu eigenen wissenschaftlichen Zwecken und zum Privatgebrauch gespeichert und kopiert werden.

Sie dürfen die Dokumente nicht für öffentliche oder kommerzielle Zwecke vervielfältigen, öffentlich ausstellen, öffentlich zugänglich machen, vertreiben oder anderweitig nutzen.

Sofern die Verfasser die Dokumente unter Open-Content-Lizenzen (insbesondere CC-Lizenzen) zur Verfügung gestellt haben sollten, gelten abweichend von diesen Nutzungsbedingungen die in der dort genannten Lizenz gewährten Nutzungsrechte.

Terms of use:

Documents in EconStor may be saved and copied for your personal and scholarly purposes.

You are not to copy documents for public or commercial purposes, to exhibit the documents publicly, to make them publicly available on the internet, or to distribute or otherwise use the documents in public.

If the documents have been made available under an Open Content Licence (especially Creative Commons Licences), you may exercise further usage rights as specified in the indicated licence.



CER-ETH – Center of Economic Research at ETH Zurich

Market for Information and Selling Mechanisms

D. Bounie, A. Dubus, P. Waelbroeck

Working Paper 22/367
February 2022

Economics Working Paper Series



Eidgenössische Technische Hochschule Zürich
Swiss Federal Institute of Technology Zurich

Market for Information and Selling Mechanisms*

David Bounie,[†] Antoine Dubus[‡] and Patrick Waelbroeck[§]

January 28, 2022

Abstract

A monopolist data intermediary collects consumer information that it strategically sells to competing firms in a product market for price discrimination purposes. The intermediary charges a price of information and chooses the optimal partition that maximizes the willingness to pay of firms for information. Different selling mechanisms are compared: list prices, sequential bargaining, and auctions. The intermediary optimally sells information through auctions, whereas consumer surplus is maximized with sequential bargaining and list prices. We discuss the regulatory implications of our results.

Keywords: Selling mechanisms; Market for information; Data intermediaries; Competition policy; Regulation of digital markets.

*We would like to thank Alessandro Bonatti, Andreea Cosnita-Langlais, Axel Gautier, Victor Ginsburgh, Doh Shin Jeon, Brad Larsen, Patrick Legros, Flavio Pino, and Wilfried Sand-Zantman, as well as the participants at the 46th EARIE conference, the CESifo Area Conference on the Economics of Digitization, and the 14th Digital Economics Conference in Toulouse for useful remarks and comments. Patrick Waelbroeck thanks for insightful discussions the members of the Chair Values and Policies of Personal Information of Institut Mines Télécom, Paris. Portions of the work on this article were done while as Antoine Dubus was receiving financial support from the FNRS Grant PDR T.01.47.19. This research has also been conducted within the Research Chair “Digital Finance” under the aegis of the Risk Foundation, a joint initiative by Groupement des Cartes Bancaires CB, la Banque Postale, CDC, Telecom Paris and University of Paris 2 Panthéon-Assas.

[†]i3, CNRS, Télécom Paris, Institut Polytechnique de Paris; david.bounie@telecom-paris.fr.

[‡]Department of Management, Technology and Economics, ETH Zurich Leonhardstrasse 21 Switzerland – 8092 Zurich, Switzerland; antoine1dubus@gmail.com.

[§]i3, CNRS, Télécom Paris, Institut Polytechnique de Paris; patrick.waelbroeck@telecom-paris.fr.

1 Introduction

1.1 Motivations

Numerous companies around the world are ready to spend a large budget to acquire information on potential customers. Data intermediaries are the leaders of this new market for information. They collect consumer information that they use to build segmented profiles of similar groups of people using machine-learning algorithms, and they sell consumer segments to companies seeking to improve their data strategies through personalized ads, products, and prices. The mechanisms used to sell consumer information greatly vary according to data intermediaries and platforms. Some platforms may use first-price or second-price auctions,¹ while others may use list prices,² or again bargain sequentially with prospective buyers.³

In this article, we analyze how the selling mechanism used by a strategic data intermediary is key to understand the amount of data collected from consumers and sold to firms, and therefore competition in product markets.⁴ We consider a monopolist data intermediary that strategically collects and sells consumer information for price discrimination purposes to firms competing in a product market. Data collected divides consumer demand into segments: thinner segments give more precise information, but are more costly to collect. The data intermediary charges a price of information and chooses the optimal information partitions (a collection of segments) that maximize the willingness to pay of firms for information. To sell consumer information, the data intermediary can use different selling mechanisms, namely list prices, sequential bargaining, and auctions.

The core contribution of this article is to show that the ability of the intermediary to choose optimal partitions, and thus to charge a high price for information, depends on the selling mechanism. Indeed, different selling mechanisms have different outside

¹See for instance the data platform [BIG](#) that enables companies to bid on user data for digital advertisement targeting purposes, like commercial emails or website banners.

²See the data marketplace [Advaneo](#) for an illustration.

³Facebook has also been trading data through repeated interactions leading to sequential bargaining (<https://adage.com/article/digital/facebook-blocks-valuable-ad-data-privacy-update-its-marketing-partner-program/2238451>).

⁴Cr  mer et al. (2019); Digital Markets Investigation, October 2 2020.

options for prospective buyers: a firm that does not purchase information can face a negative externality if it competes with an informed competitor.

Consider list prices: the data intermediary offers an information partition at a given price, and both firms can purchase information. We will show that the intermediary can tailor the partition for one of the firms (Firm 1) to maximize its willingness to pay. Hence, with list prices if Firm 1 does not purchase information, Firm 2 does not purchase it either because it has a low willingness to pay for the partition that is not tailored for its needs, and all firms in the market remain uninformed. The threat for a firm that remains uninformed – its outside option – is therefore the weakest with list prices. Now consider an auction with a negative externality: if the firm loses the auction, the data intermediary sells information to the winning bidder. Contrary to list prices, a losing bidder without information is worse off with auctions since it may face a well-informed competitor. We will show that with auctions, the data intermediary can maximize its profits by designing an outside option that maximizes the threat for a prospective buyer.⁵ We then characterize in this article the optimal collecting and selling strategies of a monopolist data intermediary using different selling mechanisms that have different outside options, and analyze how they impact competition and consumer welfare.

1.2 Related literature and contributions

The study of selling mechanisms is a central topic in economics that goes back to [Rubinstein \(1982\)](#) and [Binmore et al. \(1986\)](#) among many others. More recently, empirical studies have revisited the question of which mechanism is optimal for a seller.⁶ [Jindal and Newberry \(2018\)](#) study in which case a seller should use bargaining or fixed price to sell a good; [Larsen and Zhang \(2018\)](#) empirically analyze auctions and bargaining; [Coey et al. \(2020\)](#) compare auctions and fixed price. [Milgrom and Tadelis \(2018\)](#) study how machine learning techniques can be used to improve mechanism design. We contribute to this literature by examining and comparing how different selling mechanisms used by a data intermediary may impact data collection from consumers but also competi-

⁵See [Jehiel and Moldovanu \(2000\)](#) for the case of auctions. We extend their result to a large class of selling mechanisms.

⁶[Larsen \(2014\)](#), [Backus et al. \(2018, 2019\)](#), and [Backus et al. \(2020\)](#) study bargaining descriptively using field data.

tion between firms in product markets. The selling mechanism is therefore a crucial component of the design and efficiency of digital markets.

Our article also belongs to a growing economic literature analyzing the interactions between buyers and sellers of information. Considering this market for information, recent articles investigate how strategic data intermediaries selling consumer information affect competition between firms in digital markets and consumer welfare. Competition between firms is indeed influenced by how much consumer information firms can acquire from data intermediaries. On the one hand, more information allows firms to better target consumers and price discriminate. They can extract more consumer surplus, which increases their profits. On the other hand, more information means that firms will fight more fiercely for consumers that they have identified as belonging to their business segments. This increased level of competition lowers the profits of the firms. Overall, there is an economic trade-off between surplus extraction and increased competition.

[Montes et al. \(2019\)](#) study the strategy of a monopolist data intermediary selling information to one or two firms willing to price-discriminate consumers, à la [Thisse and Vives \(1988\)](#). The data intermediary uses auctions to sell information, and the authors show that it is optimal to sell all available information to only one firm. [Bounie et al. \(2021\)](#) study also the case of a monopolist data intermediary that can strategically choose to withhold information from firms to minimize the competitive effect of information. The data intermediary can strategically sell segments of the consumer demand to firms competing in the product market, and can weaken or strengthen the intensity of competition by determining the quantity of information available on the market. In other words, the data intermediary has the choice to sell information on all available consumer segments, on a subset of consumer segments, or no information at all. By acquiring information from the data intermediary, firms can identify the most profitable consumer segments, on which they set specific prices, but better informed firms will compete more fiercely for consumers that they have identified as belonging to their core business segments. Using auctions, they find that it is also optimal for the intermediary to sell information to only one firm, but not to sell all available consumer segments. By doing so, the data intermediary allows firms to extract surplus from the most valuable consumers while minimizing the competitive pressure of information.

We build on the model of strategic sale of information of [Bounie et al. \(2021\)](#). A data intermediary strategically chooses the number of segments that it collects on consumers, as well as the information that it sells to firms. This flexible framework allows us to analyze a large class of selling mechanisms, including those that are the most implemented in markets for information: auctions, sequential bargaining and list prices. This approach also sheds light on the relationship between the data collection and selling strategies of the intermediary, a topic which has not been discussed in the existing literature to the best of our knowledge.

We show how different selling mechanisms change the ability of the data intermediary to internalize the competitive effect of information, and most importantly, change the intensity of competition between firms in the product market. We find that it is optimal for the intermediary to sell information to one firm with auctions and two firms with sequential bargaining and list prices. Using an auction, the data intermediary can leverage on the negative externality related to the threat of being uninformed, which increases the willingness to pay of a prospective buyer. This threat is weaker with sequential bargaining and with list prices, as in this last case, the data intermediary cannot threaten a firm if it declines the offer. Therefore, the data intermediary prefers to sell information to two firms using sequential bargaining and list prices, while it only sells information to one firm with auctions. Thus, the selling mechanism has an impact on the number of firms that are informed on a market, and therefore on the intensity of competition and consumer surplus.

Another strand of the literature related to our contribution deals with the sale of information to decision makers. Following [Admati and Pfleiderer \(1986, 1990\)](#), [Bergemann et al. \(2018\)](#) analyze a monopolist data intermediary selling data to a single buyer. The data buyer seeks to augment his initial private information by obtaining additional information from the data seller in order to improve the quality of his decisions. The authors investigate the revenue-maximizing information policy, i.e. how much information the data seller should provide and how she should price access to data given that the intermediary has no information on the initial private information of the data buyer. In this static framework, the data seller offers a menu of statistical signals, and the authors show that the optimal menu includes, in general, both the fully informative signal and partially informative, distorted signals. In our article, we compare different selling

mechanisms, including static selling mechanisms such as list prices but also sequential mechanisms such as sequential bargaining. Different selling mechanisms will lead to different competitive environments since the data intermediary can sell information to one or to all firms active in the market. Our results are therefore relevant for competition policy. When analyzing the sale of information to a single buyer, a similar setting to [Bergemann et al. \(2018\)](#), we show that the precision of the information collected by the data intermediary and sold to a firm varies across different selling mechanisms, especially between static mechanisms such as list prices and dynamic mechanisms such as sequential bargaining.⁷

Another central contribution is that we explicitly consider that data is costly to collect, and that the selling mechanism, which determines the price of information, will influence the data collection strategies of the data intermediary, and consumer surplus. Accounting for this strategic dimension is essential to understand the welfare implications of selling mechanisms: studying mechanisms by simply looking at how much information is sold to firms does not take into account how different selling mechanisms change the value of the threat of the outside option through more precise information partitions. We show that collecting more data increases the profits of information buyers through better consumer surplus extraction. This rent extraction effect of information increases the willingness to pay of firms, which also increases the incentives of the intermediary to collect consumer data. We find that the marginal gain from collecting data is the highest when information is sold to both firms, and that data collection and consumer surplus are the highest with sequential bargaining and list prices.

Overall, we argue in this article that the selling mechanism is essential to analyze the amount of information collected on consumers and sold to firms, the competitiveness of product markets, and consumer surplus. Among the three mechanisms that we focus on – list prices, sequential bargaining, and first-price auctions –, we find that the data intermediary always prefers to sell information through auctions, which is the worst-case scenario for consumers. These mechanisms lead to less consumer information sold, which softens the competitive effect of information and minimizes consumer surplus.

⁷Personal data are protected in many parts of the world through regulations such as the European [GDPR](#). The amount of data collected by the data intermediary can lead to situations in which existing regulations such as data minimization principles are enforced.

We show that the data intermediary and regulators have conflicting views over which selling mechanism to use. Indeed, a competition authority concerned with consumer surplus may prefer a situation where all market participants are informed, which is achieved with sequential bargaining and list prices, while we have shown that a data intermediary prefers to sell information to only one firm using auctions. We discuss two tools that allow the regulator to reach the market outcomes of list prices, therefore increasing consumer surplus. The first one is a limit on the amount of data collected, and the second one is the enforcement of a level playing field that can be achieved through a non-discriminatory pricing clause, and a cap on the price of information.

The remainder of the article is organized as follows. We describe the model in Section 2. We study in Section 3 the selling strategies of the data intermediary and of the firms. We assume in the baseline model that the data intermediary sells information to only one firm. We first define the price of information, then the three selling mechanisms, and finally the optimal information structure. In Section 4, we characterize the number of consumer segments sold and collected at the equilibrium by the data intermediary for any selling mechanism, and we examine how consumer surplus changes. In Section 5, we investigate how the number of consumer segments sold and collected by the data intermediary as well as consumer surplus vary with each selling mechanism, and we also analyze whether it is more profitable for the intermediary to sell information to one firm only or to two firms on the market. We extend the model in Section 6 to the study of other selling mechanisms such as second-price auctions and symmetric offers. We show that our main results hold. We discuss regulatory implications, and how to use a limit on data collection, non-discriminatory clauses, and a price cap as regulatory tools in Section 7. Section 8 concludes.

2 Model

We consider a model of competition à la Hotelling on the product market. Consumers are assumed to be uniformly distributed on a unit line $[0, 1]$. They purchase one product from two competing firms that are located at the two extremities of the line, 0 and 1.

A monopolist data intermediary collects and sells data that segment consumer de-

mand on the Hotelling line. A firm that acquires an information partition can set a price on each consumer segment and will be considered as an informed firm. On the contrary, a firm that does not purchase consumer segments, i.e. that is uninformed, cannot distinguish consumers, and sets a single price on the entire line.

2.1 Consumers

Consumers buy one product at a price p_1 from Firm 1 located at 0, or at a price p_2 from Firm 2 located at 1. A consumer located at $x \in [0, 1]$ receives a utility V from purchasing the product, but incurs a cost $t > 0$ of consuming a product that does not perfectly fit his taste x . Therefore, buying from Firm 1 (resp. from Firm 2) incurs a cost tx (resp. $t(1 - x)$). Consumers choose the product that gives the highest level of utility:⁸

$$u(x) = \begin{cases} V - p_1 - tx & \text{if buying from Firm 1,} \\ V - p_2 - t(1 - x) & \text{if buying from Firm 2.} \end{cases}$$

2.2 Data intermediary

We consider a data intermediary that collects consumer information that allows firms to distinguish consumer segments on the unit line. The data intermediary then chooses the optimal information partition by selling more or less information to firms.

The data intermediary collects k consumer segments at a cost $c(k)$.⁹ The cost of collecting information encompasses various dimensions of the activity of the data intermediary such as installing trackers, or storing and handling data (see [Varian \(2018\)](#) for a detailed discussion on the structure of the costs associated with data collection). The data collection cost $c(\cdot)$ captures the sum of the costs associated with these activities.

⁸We assume that the market is covered, so that all consumers buy at least one product from the firms. This assumption is common in the literature. See for instance [Thisse and Vives \(1988\)](#), [Liu and Serfes \(2004\)](#), [Stole \(2007\)](#), [Ulph and Vulkan \(2000\)](#), [Montes et al. \(2019\)](#), and [Bounie et al. \(2021\)](#).

⁹We assume that $c(k)$ satisfies standard Inada conditions: $c(k), c''(k) \geq 0$, $c(0) = 0$, $c'(0) = +\infty$ and $c'(+\infty) = 0$.

Collecting data is costly for the intermediary but provides more information on consumers. Data collected divides the unit line into k segments of equal size, which allow firms to locate consumers more precisely. For instance, when $k = 2$, information is coarse, and firms can only distinguish whether consumers belong to $[0, \frac{1}{2}]$ or to $[\frac{1}{2}, 1]$. At the other extreme, when k converges to infinity, the data intermediary knows the exact location of each consumer. Thus, $\frac{1}{k}$ can be interpreted as the precision of the information collected by the data intermediary. The k segments of size $\frac{1}{k}$ form a partition \mathcal{P}_k , illustrated in Figure 1, that we refer to as the reference partition, and that we will denote by partition k for simplicity.



Figure 1: Reference partition \mathcal{P}_k

The data intermediary then sells a combination of consumer segments to firms. In the baseline model, we assume that the data intermediary sells information to only one firm, say Firm 1, and we study in Section 5.3 the case where the data intermediary sells information to both firms. We denote by \mathcal{P}_1 the partition sold to Firm 1. We expose in detail the choice of partitions by the data intermediary as well as the different selling mechanisms in Section 3.

2.3 Firms

Firms may purchase information to price discriminate consumers. If Firm 1 purchases information, it can price discriminate identified consumers. If Firm 1 remains uninformed, consumers are unidentified, and Firm 1 only knows that they are uniformly distributed on the unit line.

In order to compute the profits of the firms, we need to determine demands and prices on each consumer segment. Firm 2 has no information and sets a uniform price on the whole interval $[0, 1]$. Firm 1 has partition \mathcal{P}_1 and sets different prices on each segment of the partition. There are two types of segments to analyze: segments on

which both firms have a strictly positive demand, and segments on which Firm 1 is a monopolist. We assume that Firm 1 sets prices in two stages.¹⁰ First, Firm 2 sets a homogeneous price p_1 on the whole unit line, and Firm 1 simultaneously sets prices on segments where it shares consumer demand with Firm 2. Then, on segments where it is a monopolist, Firm 1 sets monopoly prices, constrained by p_2 . Finally, consumers observe prices and choose which product to purchase.

For any partition \mathcal{P}_1 composed of n segments, we denote by $d_{\theta i}$ the demand of Firm $\theta = \{1, 2\}$ on the i th segment. Firm 1 is informed and maximizes the following profit function with respect to $p_{11}, \dots, p_{1i}, \dots, p_{1n}$:

$$\pi_1 = \sum_{i=1}^n d_{1i} p_{1i}$$

Firm 2 is uninformed and maximizes $\pi_2 = \sum_{i=1}^n d_{2i} p_2$ with respect to p_2 .

2.4 Timing

The timing of the game is the following:

- Stage 1: the data intermediary collects data on k consumer segments at cost $c(k)$.
- Stage 2: the data intermediary sells information partition \mathcal{P}_1 to Firm 1.
- Stage 3: firms set prices p_{1i} and p_2 on the competitive segments.
- Stage 4: Firm 1 sets prices on the monopoly segments.

We describe in Section 3 the mechanisms used by the intermediary to sell information and the optimal partition chosen by the intermediary.

¹⁰Sequential pricing decision avoids the nonexistence of Nash equilibrium in pure strategies, and allows an informed firm to charge consumers a higher price. This practice is common in the literature and is supported by managerial evidence. For instance, [Acquisti and Varian \(2005\)](#) use sequential pricing to analyze inter-temporal price discrimination with incomplete information on consumer demand. [Jentzsch et al. \(2013\)](#) and [Lam et al. \(2020\)](#) also focus on sequential pricing where a higher personalized price is charged to identified consumers after a firm sets a uniform price. Sequential pricing is also common in business practices (see also [Fudenberg and Villas-Boas \(2006\)](#)). Recently, Amazon has been accused to show higher prices for Amazon Prime subscribers, who pay an annual fee for unlimited shipping services, than for non-subscribers ([Lawsuit alleges Amazon charges Prime members for "free" shipping, Consumer affairs, August 29 2017](#)). Thus Amazon first sets a uniform price, and then increases prices for high value consumers who are better identified when they join the Prime program.

3 Selling information

The strategies of the firms and of the data intermediary critically depend on the way information is sold, i.e. the selling mechanism, which influences the price of information, and the incentive of the data intermediary to collect information. We first define the price of information for any selling mechanism. We then present the three mechanisms that we analyze in this article: list prices (*lp*), sequential bargaining (*seq*), and auctions (*a*).

3.1 Price of information

We assume that the intermediary can charge a price of information that corresponds to the willingness to pay of Firm 1. Hence, the data intermediary chooses an information partition that maximizes the willingness to pay for information of Firm 1.

We introduce notations that simplify the exposition of the model. Let's denote by \mathcal{P}_1 the partition sold to Firm 1 if it purchases information, and by \mathcal{P}_2 the partition sold to Firm 2 in case Firm 1 does not purchase information. We also denote by $\pi_1(\mathcal{P}_1)$ the profit of Firm 1 with partition \mathcal{P}_1 (Firm 2 is uninformed), and by $\bar{\pi}_1(\mathcal{P}_2)$ the profit of Firm 1 when it is uninformed and faces Firm 2 that has partition \mathcal{P}_2 .

Using these notations, when the data intermediary has collected k segments, the price of information for any selling mechanism can be written:

$$p_1(\mathcal{P}_1, \mathcal{P}_2, k) = \pi_1(\mathcal{P}_1, k) - \bar{\pi}_1(\mathcal{P}_2, k). \quad (1)$$

The data intermediary chooses partitions \mathcal{P}_1 and \mathcal{P}_2 to maximize the price of information $p_1(\mathcal{P}_1, \mathcal{P}_2, k)$. The ability of the intermediary to choose partitions \mathcal{P}_1 and \mathcal{P}_2 , and thus to charge a high price for information, will depend on the selling mechanism.

3.2 Selling mechanisms

We present the three selling mechanisms that we compare in this analysis. First, with list prices, the data intermediary proposes an information partition to Firm 1 that ac-

cepts or rejects the offer. If Firm 1 declines the offer, both firms remain uninformed. The second mechanism, sequential bargaining, allows the data intermediary to propose information to Firm 2 if Firm 1 declines the offer, and so on until one of the firms acquires information. The third selling mechanism is an auction with a negative externality: a firm that loses the auction faces an informed competitor, similarly to sequential bargaining.

The three mechanisms cover a wide range of bargaining power of the data intermediary. With list prices, the data intermediary has a relatively low bargaining power: if the firm for which the partition is tailored does not purchase information, the intermediary does not sell information and makes zero profits. With sequential bargaining, the data intermediary can negotiate with a firm's competitor in case the negotiation fails. Thus, it can exert a threat on a prospective buyer, who may remain uninformed facing an informed competitor if it does not buy information. The bargaining power of the data intermediary is higher than with list prices. Finally, the data intermediary can design an auction that penalizes the losing bidder, and thus maximizes the price of information, allowing the intermediary to reach the first-best outcome. The data intermediary has stronger bargaining power with auctions than with list prices and sequential bargaining.

3.2.1 List prices

List prices are used by many information intermediaries such as Nielsen,¹¹ as well as in recent models of information selling (Bergemann and Bonatti, 2019). List prices yield the lowest profit for the data intermediary compared to the two other mechanisms, as the intermediary cannot threaten a firm to sell information to its competitor. The insights that we will gain from analyzing list prices can be applied to all mechanisms where renegotiation is not possible, such as Nash bargaining and menu pricing.

We focus our analysis on pure strategy Nash equilibrium where the data intermediary posts an information partition \mathcal{P}_1^{lp} , and a price of information p_{lp} . Firm 1 can either purchase and make profits $\pi_1(\mathcal{P}_1^{lp}) - p_{lp}$, or remain uninformed and make profits π . Firm 2 faces the same choice, but the intermediary can choose a partition tailored for Firm 1, that Firm 2 has no interest in acquiring at the posted price. The partitions are therefore

¹¹Details are provided on the [Nielsen's website](#).

$(\mathcal{P}_1^{lp}, \emptyset)$. Thus, the willingness to pay of Firm 1 for information is $\pi_1(\mathcal{P}_1^{lp}) - \pi$. The price of information is found by equalizing the profits of Firm 1 with and without information, which yields:

$$p_{lp}(\mathcal{P}_1^{lp}) = \pi_1(\mathcal{P}_1^{lp}) - \pi. \quad (2)$$

3.2.2 Sequential bargaining

Selling information through sequential bargaining allows the data intermediary to propose information to Firm 2 in case Firm 1 declines the offer. This dynamic interaction thus introduces the ability for the data intermediary to exert a threat on Firm 1. Such a threat is commonly used by data intermediaries that leverage on the willingness to pay of firms by making offers to their competitors.¹²

A data intermediary that uses a sequential bargaining mechanism proposes information to each firm sequentially, in a potentially infinite bargaining game. In the mechanism that we consider, there is no discount factor and the game stops when one firm acquires information. At each stage, the data intermediary proposes information \mathcal{P}_θ^{seq} to Firm θ ($\theta = 1, 2$), and no information to Firm $-\theta$.

Firm 1 can acquire information \mathcal{P}_1^{seq} and make profits $\pi_1(\mathcal{P}_1^{seq})$, or decline the offer, and the data intermediary proposes information \mathcal{P}_2^{seq} to Firm 2. If Firm 2 acquires information, the profits of Firm 1 are $\bar{\pi}_1(\mathcal{P}_2^{seq})$. If Firm 2 declines the offer, the two previous stages are repeated.

To compute the price of information with the sequential bargaining mechanism, we characterize the equilibrium of this game when a transaction takes place. Suppose Firm 1 purchases information. The data intermediary will propose a price $p_{seq}(\mathcal{P}_1^{seq})$ that will be accepted by Firm 1 in equilibrium (minus $\epsilon > 0$). This price is the difference between the profit of Firm 1 when it accepts the offer, and the profit of Firm 1 when it declines the offer. If Firm 1 accepts the offer, it makes profits $\pi_1(\mathcal{P}_1^{seq})$. If Firm 1 declines the offer, the data intermediary will propose a partition to Firm 2. This partition and its price will be chosen such that Firm 2 will accept the offer, and thus constitute a credible

¹²Facebook blocks valuable ad data in privacy update to its marketing partner program, AdAge, February 21 2020.

threat to Firm 1. The price of information in sequential bargaining is:¹³

$$p_{seq}(\mathcal{P}_1^{seq}) = \pi_1(\mathcal{P}_1^{seq}) - \bar{\pi}_1(\mathcal{P}_2^{seq}). \quad (3)$$

3.2.3 Auctions

The data intermediary can also sell information through first-price auctions, which are important to consider for two reasons. First, using auctions allows the data intermediary to reach the maximal price of information. Thus, first-price auctions can be considered as a benchmark to characterize the first best scenario where the data intermediary has the highest bargaining power.¹⁴ Secondly, auctions are used more and more frequently by major data intermediaries such as Google,¹⁵ and in data marketplaces (O’kelley and Pritchard, 2009).

Nevertheless, designing auctions in our model is challenging for the following reason. Firms and the data intermediary know the willingness to pay of all bidders. Therefore, firms have incentives to underbid from their true valuation. Indeed, the firm with the highest willingness to pay knows the bid of the other firm. Thus, a firm can bid just above the willingness to pay of its competitor and win the auction. This reduces the price of information achieved through auctions. We solve this problem by setting a reserve price that corresponds to the true valuation of the highest bidder.¹⁶ We describe such strategy in the following paragraph that a reader uninterested in technical details can skip. Let $\pi_1(k)$, $\pi_2(k)$ and $\bar{\pi}_1(k)$, $\bar{\pi}_2(k)$ be the respective profits of Firm 1 and Firm 2 when they acquire the reference partition \mathcal{P}_k , and when they are uninformed but face a competitor that has acquired partition \mathcal{P}_k . This partition represents the maximal level of threat for a firm that does not purchase information. The resulting price of information is given by the difference between the profits of Firm 1 with information

¹³We show that this price is the only Nash equilibrium in Appendix B.

¹⁴Several articles study auction design (Vickrey, 1961; Klemperer, 1999). Auctions are particularly well suited to the sale of information with a negative externality (Jehiel and Moldovanu, 2000; Figueroa and Skreta, 2009).

¹⁵First-price Auction, Second-price, and the Header-Bidding, Smartyads, February 2018.

¹⁶Analyzing auctions is important as underbidding is more and more likely to occur in markets for information where bidders acquire valuable information on other bidders through repeated interactions, big data, and artificial intelligence. Underbidding practices are discussed by Calvano et al. (2019) who show that algorithmic pricing by competing firms leads to collusive outcomes even without information transmission.

and this maximal threat, and is given in Equation 4.

Simultaneous auctions. In order to maximize the price of information, the data intermediary designs two simultaneous auctions with a reserve price, and only the partition with the highest bid will be sold. The reserve price will be such that Firm 1 does not underbid. We are looking for a pure strategy Nash equilibrium. In auction 1, \mathcal{P}_1^a is auctioned with a reserve price p_a to avoid underbidding. The reference partition \mathcal{P}_k that includes all k information segments is auctioned in auction 2, in order to exert a maximal threat on Firm 1 and to maximize its willingness to pay for \mathcal{P}_1^a . Participation of both firms is ensured as the data intermediary sets no reserve price in auction 2. Consider the optimal strategies of Firm 1 and Firm 2. Firm 2 will bid $\pi_2(k) - \bar{\pi}_2(k)$ in auction 2 that corresponds to its willingness to pay for partition \mathcal{P}_k , as its worst outside option is to face Firm 1 informed with k . However, Firm 2 will never bid above the reserve price \mathcal{P}_1^a . Consider now the optimal strategy of Firm 1. Firm 1 can bid for partition \mathcal{P}_k , pay a price $\pi_1(k) - \bar{\pi}_1(k)$, and make profits $\bar{\pi}_1(k)$. On the other hand, Firm 1 can also participate to the auction with \mathcal{P}_1^a , win the auction by bidding the reserve price p_a , and make profits $\pi_1(\mathcal{P}_1^a) - p_a$. The data intermediary will set a reserve price $p_a = \pi_1(\mathcal{P}_1^a) - \bar{\pi}_1(k) - \epsilon$, where ϵ is an arbitrary small positive number. Thus, $\pi_1(\mathcal{P}_1^a) - p_a > \bar{\pi}_1(k)$, and since only one partition is sold, it will be \mathcal{P}_1^a . In equilibrium, Firm 1 bids p_a for \mathcal{P}_1^a , and Firm 2 bids $\pi_2(k) - \bar{\pi}_2(k)$. The partitions are therefore (\mathcal{P}_1^a, k) .

The price paid by Firm 1 for information is:

$$p_a(\mathcal{P}_1^a) = \pi_1(\mathcal{P}_1^a) - \bar{\pi}_1(k). \quad (4)$$

We have just described how to implement auctions using simultaneous auctions in order to reach the first best price for the data intermediary.¹⁷ Any selling mechanism that allows the data intermediary to reach the first best price would result in the same equilibrium, and will share the features of the equilibrium partitions found for auctions.¹⁸

¹⁷The price is maximized as, on the one hand, the profit of Firm 1 with information is the highest possible. On the other hand, the partition sold to Firm 2 if Firm 1 remains uninformed minimizes the profit of Firm 1.

¹⁸For instance, sequential bargaining with commitment to sell the reference partition to a competitor would lead to the same result.

We characterize in the next section the partition that maximizes the profit of Firm 1.

3.3 Information structure in equilibrium

We characterize the optimal information structure for the three selling mechanisms. We first show that the objective function of the data intermediary choosing partition \mathcal{P}_1 is to maximize the profit of Firm 1 with information. We then characterize the optimal partition for Firm 1.

3.3.1 Objective function of the data intermediary

The data intermediary maximizes the willingness to pay of Firm 1 for information. Consider the price of information in Equation 4: the data intermediary chooses \mathcal{P}_1 that maximizes the profit of Firm 1, and \mathcal{P}_2 that minimizes the profits of Firm 1 if Firm 1 remains uninformed. However, depending on the selling mechanism, the data intermediary cannot choose these information partitions. For instance, with list prices Firm 2 does not purchase information, and in this case \mathcal{P}_2 is the partition that contains no information.

The three mechanisms that we consider in this article share some theoretical properties. In particular, we will show that the data intermediary sells the same amount of information under the three selling mechanisms for a given amount of data collected. To have a broader view on the effect of selling mechanisms on data strategies, we also consider a class of selling mechanisms that we refer to as independent offers, for which the previous result is true. We also establish this result for a general class of selling mechanisms for which the data intermediary sells partition \mathcal{P}_1 that maximizes the profit of Firm 1. Let \mathcal{M} denote this class of selling mechanisms. Note that the three selling mechanisms studied in this article as well as independent offers belong to \mathcal{M} .

3.3.2 Optimal information structure

Finding the optimal partition without any restriction is a complex task given the high dimensionality of the optimization problem, since the data intermediary can potentially

recombine consumer segments in any arbitrary fashion.¹⁹

Nevertheless, for selling mechanism belonging to \mathcal{M} , and for which the data intermediary sells partition \mathcal{P}_1 that maximizes the profits of Firm 1, we can show that the optimal partition has the following features. Partition \mathcal{P}_1 divides the unit line into two intervals: the first interval consists of j_1 segments (with j_1 an integer in $[0, k]$) of size $\frac{1}{k}$ on $[0, \frac{j_1}{k}]$. We refer to this interval as the share of identified consumers.²⁰ The data intermediary does not sell information on consumers in the second interval of size $1 - \frac{j_1}{k}$, and firms charge a uniform price on this second interval. We refer to this interval as the share of unidentified consumers.

Theorem 1

For any selling mechanism in \mathcal{M} , the optimal partition divides the unit line into two intervals:

- *The first interval consists of j_1 segments of size $\frac{1}{k}$ on $[0, \frac{j_1}{k}]$ where consumers are identified.*
- *Consumers in the second interval of size $1 - \frac{j_1}{k}$ are unidentified.*

Proof: see Appendix A.

The optimal partition described in Theorem 1 balances the rent extraction and the competitive effects of information. Indeed, when choosing partition \mathcal{P}_1 , there are two opposite effects on the willingness to pay of Firm 1 for information. On the one hand, more information allows Firm 1 to extract more surplus from consumers. This rent extraction effect increases the price of information. On the other hand, selling more consumer segments increases competition because Firm 1 has information on consumers that are closer to Firm 2, and thus can lower prices for these consumers (Thisse and Vives, 1988). This competition effect lowers the profit of firms, which decreases the price of information.

The three mechanisms that we analyze in this article belong to \mathcal{M} : the data intermediary chooses \mathcal{P}_1 that maximizes the profit of Firm 1. We will show in Proposition

¹⁹For instance, the data intermediary could sell a partition starting with one segment of size $\frac{1}{k}$, and another segment of size $\frac{2}{k}$, and so on.

²⁰Thus $\frac{j_1}{k} \in [0, 1]$.

1 that the three mechanisms belong to a class of independent offers, among which all mechanisms satisfy the conditions of Theorem 1.

Proving that the partition described in Theorem 1 is optimal for any arbitrary general selling mechanism is beyond the scope of this article. For the tractability of the model, we assume for the remainder of the article that the intermediary can only sell information structures satisfying Assumption 1.

Assumption 1

The set of feasible information partitions is given by Theorem 1.

Information structures that are ruled out by this assumption allow firms to poach consumers located far away from their locations, which intensifies competition in the market and therefore reduces the willingness to pay of firms for information. Therefore, the information structures that are ruled out by Assumption 1 will not be chosen in equilibrium by the data intermediary.

The data intermediary can sell any partition of the unit line among the class of partitions that satisfy Assumption 1. The data intermediary will find the optimal partition by choosing a single value j_1 that corresponds to the number of consumer segments sold to Firm 1. We drop subscript k when there is no confusion. Partition \mathcal{P}_1 is described in Figure 2.

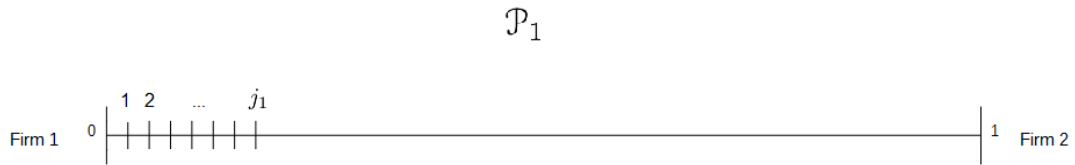


Figure 2: Selling partition \mathcal{P}_1 to Firm 1

A partition that satisfies Assumption 1 is optimal for Firm 1 as it balances the rent extraction effect of information while limiting the competitive effect of information. On the one hand, by identifying consumers close to Firm 1, this partition allows Firm 1 to extract surplus from consumers who have a high willingness to pay. Indeed, selling segments of size larger than $\frac{1}{k}$ on $[0, \frac{j_1}{k}]$ is not optimal since Firm 1 could extract more

surplus with thinner segments. On the other hand, by keeping unidentified consumers located far away from Firm 1, an optimal information partition softens competition on the market. Any optimal partition must be similar to partition \mathcal{P}_1 , and the optimization problem for the data intermediary boils down to choosing a single value $j_1(k)$ in partition \mathcal{P}_1 .²¹

3.3.3 Price of information in equilibrium

In the remaining of the analysis, we denote by $\pi_1(j_1)$ the profit of Firm 1 when it has information on the j_1 consumer segments closest to its location (Firm 2 is uninformed). We denote by $\bar{\pi}_1(j_2)$ the profit of Firm 1 when it is uninformed and faces Firm 2 that has information on the j_2 consumer segments closest to its location.

Using these notations, the price of information can be written as:

$$p_1(j_1, j_2, k) = \pi_1(j_1, k) - \bar{\pi}_1(j_2, k). \quad (5)$$

Replacing \mathcal{P}_1 by j_1 and \mathcal{P}_1 by j_2 in the three selling mechanisms, we can write the price of information in the following way:

- List prices:

$$p_{lp}(j_1^{lp}) = \pi_1(j_1^{lp}) - \pi.$$

- Sequential bargaining:

$$p_{seq}(j_1^{seq}) = \pi_1(j_1^{seq}) - \bar{\pi}_1(j_2^{seq}).$$

- Auctions:

$$p_a(j_1^a) = \pi_1(j_1^a) - \bar{\pi}_1(k).$$

Finally, let $j_2(j_1) : [0; k] \rightarrow [0; k]$ be the number of consumer segments proposed to

²¹Similarly, we focus our analysis on information structures that are optimal for Firm 2, such that they identify all consumer segments closest to its location up to a cutoff point.

Firm 2 by the data intermediary for a given k , as a function of j_1 .²² We will use this specification in Section 4 to characterize the equilibrium strategies of the intermediary.

In the next section, we characterize the data collection and selling strategies of the intermediary for a large class of selling mechanisms, and we analyze their impact on market competition and consumer surplus. We then focus on the three selling mechanisms in Section 5.

4 Characterization of the equilibrium

We solve the game by backward induction, and we characterize the number of consumer segments sold and collected by the data intermediary for any selling mechanisms in Sections 4.1 and 4.2. We then discuss how consumer surplus changes with the number of consumer segments collected and sold in equilibrium in Section 4.3.

4.1 Number of consumer segments sold in equilibrium

We characterize the number of consumer segments sold to Firm 1 for a given precision k . The number of segments sold to Firm 1 will impact the intensity of competition in the product market, as well as consumer surplus. As we will show in Section 4.3, consumer surplus increases with the number of segments sold to Firm 1 for a given k . Different selling mechanisms will thus yield different levels of consumer surplus through this competitive effect of information.

The price of information $p_1(j_1, j_2, k)$ is defined in Equation 5. The optimal number of consumer segments sold to Firm 1 satisfies the following first-order condition:²³

$$\frac{\partial p(j_1, j_2, k)}{\partial j_1} = \frac{\partial \pi_1(j_1, k)}{\partial j_1} - \frac{\partial \bar{\pi}_1(j_2, k)}{\partial j_2} \frac{\partial j_2(j_1)}{\partial j_1} = 0 \quad (6)$$

In order to characterize the price of information, we study the signs of the two terms

²²In order to find the optimal integer value of $j_2(\cdot)$, we consider j_2 as a continuous variable, differentiable with respect to j_1 . This is verified in particular for the three selling mechanisms on which we focus.

²³We focus on mechanisms for which the second-order condition is locally satisfied: $\frac{\partial^2 p(j_1, j_2, k)}{\partial j_1^2} \big|_{j_1^*, j_2^*} < 0$.

of Equation 6. The sign of the first term depends on the value of j_1 that maximizes the profit of Firm 1 (\hat{j}_1). The sign of the second term will be shown to depend only on the sign of $\frac{\partial j_2(j_1)}{\partial j_1}$.

Lemma 1 *The number of consumer segments sold to Firm 1 for a given precision k has the following properties:*

$$(a) \quad \hat{j}_1 = \frac{6k - 9}{14},$$

$$(b) \quad \forall j_1 \in [0, \hat{j}_1] : \quad \frac{\partial \pi_1(j_1, k)}{\partial j_1} \geq 0,$$

$$(c) \quad \forall j_1 \in [\hat{j}_1, 1] : \quad \frac{\partial \pi_1(j_1, k)}{\partial j_1} \leq 0,$$

$$(d) \quad \frac{\partial \bar{\pi}_1(j_2, k)}{\partial j_2} \leq 0.$$

Proof: see Appendix C.

Lemma 1 (a) characterizes the partition that maximizes the profit of Firm 1, and Lemma 1 (b) and Lemma 1 (c) guarantee that this maximum is unique. We will see that it can be profitable for the data intermediary to sell a different partition, depending on the outside option of Firm 1. Lemma 1 (d) shows that the profits of Firm 1 always decrease when more segments are sold to Firm 2. As Firm 2 can better target consumers, the competitive pressure is increased and Firm 1 makes lower profits. We will show how this negative externality impacts the willingness to pay of Firm 1 for information depending on the selling mechanism.

We now state Proposition 1 that characterizes the optimal information structure sold to Firm 1:

Proposition 1

When $j_2(\cdot)$ is independent from j_1 , the data intermediary sells a partition that maximizes the profit of Firm 1:

$$\frac{\partial j_2(j_1)}{\partial j_1} = 0 \implies j_1^* = \frac{6k-9}{14}.$$

Proof: see Appendix D.

Following Proposition 1, we can identify a specific class of information partitions that we refer to as independent offers. The latter has the property that the information sold to Firm 1 (j_1) is independent of the information proposed to Firm 2 (j_2) if Firm 1 does not acquire information. Thus, independent offers lead to the same number of consumer segments sold to Firm 1 (\hat{j}_1). A large set of selling mechanisms satisfy this property, such as various forms of Nash bargaining and infinite sequential bargaining with discount factors, but also the three selling mechanisms studied in this article. Hence, we establish the uniqueness of the optimal partition for any selling mechanism where j_1 and j_2 are independent, and by extension, for all selling mechanisms in \mathcal{M} . This new result in the literature highlights the crucial role of data collection strategies on the properties of market equilibrium, a topic that has been looked over.

The fact that the data intermediary chooses the same number of segments with independent information structures is mathematically straightforward, but is far from being trivial from an economic point of view. Indeed, the outside options in list prices, sequential bargaining, and auctions reflect different levels of threats. For example, with list prices, there is no threat to Firm 1 if it does not purchase information. On the contrary, if Firm 1 declines the offer with auctions, the data intermediary sells to Firm 2 the partitions that minimize the profits of Firm 1. Thus, the strength of the threat of the outside option greatly varies between the different selling mechanisms. This result opens the door to further research characterizing the properties of different classes of selling mechanisms.

This equivalence does not hold in general as many selling mechanisms do not satisfy independence between information structures, and for which the number of consumer segments sold will be different. For instance, the data intermediary can simultaneously auction symmetric partitions to Firm 1 and Firm 2. In this case, the information partition proposed to Firm 1 appears in its outside option if it does not acquire information: $p_{alt} = \pi_1(j_1^{alt}) - \bar{\pi}_1(j_1^{alt})$. Thus in the notations of Proposition 1, j_1 and j_2 are dependent, and the number of segments chosen by the data intermediary does not maximize

the profit of Firm 1 anymore. We characterize these mechanisms in Appendix F. Note that there are partitions that are symmetric in equilibrium and that are independent. For instance, with sequential bargaining, the optimal partitions j_1^{seq} and j_2^{seq} are chosen independently, and symmetry is not imposed but is a consequence of the analysis.

When partitions are not independent, the data intermediary will sell more or less information to Firm 1 depending on $j_2(j_1)$, as characterized in Corollary 1.

Corollary 1

The amount of information sold to Firm 1 when j_2 increases or decreases with j_1 satisfies:

$$(a) \quad \frac{\partial j_2(j_1)}{\partial j_1} > 0 \implies j_1^* > \frac{6k-9}{14},$$

$$(b) \quad \frac{\partial j_2(j_1)}{\partial j_1} < 0 \implies j_1^* < \frac{6k-9}{14}.$$

Proof: see Appendix D.

Corollary 1 characterizes the amount of information sold to Firm 1 when j_2 increases or decreases with j_1 . Corollary 1 and Proposition 1 are critical to understand the impacts of selling mechanisms on consumer surplus. As we will see in Section 4.3, surplus increases with the number of consumer segments sold to Firm 1, and Corollary 1 allows us to compare surplus under different selling mechanisms, considering only the relations between j_1 and j_2 .

Corollary 1 and Proposition 1 have theoretical and practical implications. When offers are independent, the data intermediary maximizes the profits of Firm 1. This is not necessarily the case with other types of selling mechanisms. For instance, selling mechanisms characterized in Corollary 1 (a) lead to a higher number of segments sold to Firm 1, increasing market competition and consumer surplus. Second-price auctions examined in Section 6 belong to this set of mechanisms: the data intermediary maximizes the willingness to pay of the second highest bidder, which is different from maximizing the profits of Firm 1. On the contrary, less information is sold with selling mechanisms characterized by Corollary 1 (b), leading to a lower intensity of competition and a lower

consumer surplus. For instance, a total cap J on the number of consumer segments sold on the market introduces a negative correlation between j_1 and j_2 : $j_1 + j_2 = J$.

Secondly, two selling mechanisms that belong to the class of partitions of Proposition 1 will always lead to the same number of consumer segments sold to Firm 1. Thus, a competition authority can analyze the properties of the couple of partitions to determine whether an action is required to limit the amount of information sold on a market.

4.2 Consumer data collection in equilibrium

We now analyze how selling mechanisms impact the profits of the data intermediary, and the number of consumer segments collected (k).

The intermediary maximizes its profit by collecting k consumer segments. In the outside option $\bar{\pi}_1$, the profit of Firm 1 without information only depends on k through $\frac{j_2^*(k)}{k}$. Therefore, we can write $\bar{\pi}_1(j_2, k) = \bar{\pi}_1(j_2(k))$, which depends on $j_2^*(k)$. Thus, the data intermediary maximizes the following profits with respect to k :

$$p(j_1^*(k), j_2^*(k), k) - c(k) = \pi_1(j_1^*(k), k) - \bar{\pi}_1(j_2^*(k)) - c(k).$$

The first-order condition for an optimum is:

$$\frac{\partial p(j_1^*(k), j_2^*(k), k) - c(k)}{\partial k} = \frac{\partial \pi_1(j_1^*(k), k)}{\partial k} - \frac{\partial \bar{\pi}_1(j_2^*(k))}{\partial k} - \frac{\partial c(k)}{\partial k} = 0. \quad (7)$$

The amount of data collected impacts the willingness to pay of Firm 1 through two dimensions: a rent extraction effect and a change of profits in the outside option. First, Lemma 2 characterizes the rent extraction effect by showing that the profits of Firm 1 always increase with data collection. Secondly, Lemma 3 shows that the profits of Firm 1 when it remains uninformed decrease as the intermediary collects more data. Thus the threat of the outside option is stronger when the intermediary collects more data, which in turn gives more incentives to collect information.

Lemma 2 *The profits of Firm 1 increases with k :*

$$\frac{\partial \pi_1(j_1^*(k), k)}{\partial k} \geq 0.$$

The proof of Lemma 2 is straightforward and states that profits increase with more precise information. Better information provides Firm 1 with finer segments, which allows it to extract more consumer surplus. This is the rent extraction effect that gives incentives for the intermediary to collect consumer data. Different selling mechanisms may lead to different profits of Firm 1 depending on the number of segments sold, impacting in turn the incentives of the intermediary to collect consumer data.

We characterize in Lemma 3 how information precision impacts the profits of Firm 1 in its outside option $\bar{\pi}_1$ through the equilibrium number of segments sold to Firm 2, j_2^* .

Lemma 3 *The impact of data collection on the outside option*

$$\frac{\partial}{\partial k} \left(\frac{j_2^*(k)}{k} \right) \geq 0 \implies \frac{\partial \bar{\pi}_1(j_2^*, k)}{\partial k} \leq 0.$$

Proof: Straightforward from Lemma 1.

Consider mechanisms that satisfy Lemma 3. The profits of Firm 1 decrease when it remains uninformed since it faces Firm 2 with information on more consumers. To summarize, there are two positive effects for the data intermediary from having more precise information: the rent extraction effect described in Lemma 2; and the effect on the outside option, described in Lemma 3. These two effects go in the same direction, and we can state Proposition 2 that shows that the price of information increases with k .

Proposition 2

When $\frac{\partial}{\partial k} \left(\frac{j_2^(k)}{k} \right) \geq 0$, the price of information always increases with k .*

To prove this result, we show that the first term of Equation 7 always increases with k given Lemma 2, and the second term also increases with k using Lemma 3. Note that $\frac{\partial}{\partial k} \left(\frac{j_2^*(k)}{k} \right) \geq 0$ is a sufficient but not necessary condition for the price of information to increase with k .²⁴

²⁴There are mechanisms that do not satisfy Lemma 3, and for which a higher k decreases the value of $\frac{j_2^*(k)}{k}$ which increases the profits of Firm 1 if it remains uninformed. In this case, a higher information precision k can increase or decrease the price of information depending on its impact on $\frac{j_2^*(k)}{k}$.

We will see in Section 5 that list prices, sequential bargaining and auctions satisfy Lemma 3, and that the price of information always increases with the precision of information.

4.3 Consumer surplus

Finally, we provide a welfare analysis of the strategies of the data intermediary. First, for a given precision k , we consider two selling mechanisms for which different amounts of consumer segments are sold to Firm 1: j_1 and j'_1 . Increasing the number of segments sold has two effects on consumer surplus. On the one hand, newly identified consumers can be charged a higher price through better rent extraction. On the other hand, all consumers benefit from the increased competitive pressure. Overall, the competition effect always dominates the rent extraction effect, regardless of the size of the segment of newly identified consumers.

Secondly, if two selling mechanisms identify the same number of consumers x so that $x = \frac{j_1^*}{k} = \frac{j_1^{*'}}{k'}$, consumer surplus decreases with information precision. In this case, there is no competitive effect of having more information on the market, as the location of the last consumer identified remains the same. There is thus only a rent extraction effect, and consumer surplus decreases with more precise information. This discussion is summarized in Proposition 3.

Proposition 3

Consumer surplus varies with data collection and data selling:

$$(a) \quad \forall \quad k, j_1 > j'_1 : \quad CS(j_1, k) > CS(j'_1, k),$$

$$(b) \quad \forall \quad k > k', x : \quad CS(x, k) < CS(x, k').$$

Proof: see Appendix E.

Proposition 3 offers a convenient way to assess the welfare implications of a selling mechanism. Proposition 3 (a) implies that when more consumers are identified, consumer surplus increases. Proposition 3 (b) shows that consumer surplus decreases with the amount of data collected. We show in Section 5.2 that consumer data collection drives consumer surplus for the three selling mechanisms that are the focus of our study.

5 Application to list prices, sequential bargaining and first-price auctions

For the three selling mechanisms that we focus on, we solve the game by backward induction, and we characterize the number of consumer segments sold and collected by the data intermediary in Sections 5.1 and 5.2. We then analyze in Section 5.3 whether it is more profitable for the intermediary to sell information to one firm only or to two firms on the market.

5.1 Number of consumer segments sold in equilibrium

We characterize in Proposition 4 the number of consumer segments sold to Firm 1 in equilibrium with list prices, sequential bargaining and auctions.

Proposition 4

The number of consumer segments sold in equilibrium is:

$$j_1^{lp*}(k) = j_1^{seq*}(k) = j_1^{a*}(k) = \frac{6k - 9}{14}.$$

Proof: see Appendix F.

The proof of Proposition 4 is based on the independence of the choice of j_1 and j_2 . In other words, the information proposed to Firm 1 (j_1) is independent of the information proposed to Firm 2 (j_2) if Firm 1 does not acquire information. With list prices, Firm 2 remains uninformed regardless of the decision of Firm 1 to purchase information, and the outside option of Firm 1 is independent of the information partition proposed by the data intermediary. With auctions, when Firm 1 does not acquire information, Firm 2 has information on all consumer segments. Thus, the outside option of Firm 1 that is affected by the partition proposed to Firm 2 is independent of the partition proposed to Firm 1. With sequential bargaining, at each stage of the process, the firm that declines the offer has no information, even though the competitor can acquire information at the following stage. Here again, the outside option of Firm 1 is independent of the information partition proposed by the data intermediary to Firm 1. Regardless of the

selling mechanism, when the outside option does not depend on j_1 , the data intermediary simply maximizes the profit of Firm 1 with respect to j_1 . In other words, the three selling mechanisms belong to the class characterized in Proposition 1 (a), for which $\frac{\partial j_2(j_1)}{\partial j_1} = 0$, and that leads to \hat{j}_1 consumer segments sold to firms. The integer value of j_1 that maximizes the profits of the data intermediary is chosen by comparing $\pi(|j_1|)$ and $\pi(|j_1| + 1)$: $\max(\pi(|j_1|), \pi(|j_1| + 1))$.

5.2 Consumer data collection

The amount of data collected depends on the price of information, which is determined by the outside option of Firm 1 that varies with the selling mechanism. Even though the data intermediary sells the same information partitions to Firm 1 with the different selling mechanisms, we will show that the number of segments collected in the first stage of the game changes with the selling mechanism,²⁵ as the outside option changes with different selling mechanisms.

The profit of the data intermediary $\Pi \in \{\Pi_{lp}, \Pi_{seq}, \Pi_a\}$ is given by the price of information $p \in \{p_{lp}, p_{seq}, p_a\}$, net of the cost of data collection $c(k)$: $\Pi(k) = p(k) - c(k)$.²⁶

We have established in Proposition 4 that the number of segments sold by the data intermediary in the second stage of the model is the same for the three selling mechanisms: $j_1^*(k) = \frac{6k-9}{14}$. Thus, selling mechanisms will only impact the strategies of the data intermediary through the number of consumer segments collected k . Indeed, different selling mechanisms will lead to different prices for information, and thus to different amounts of data collected by the data intermediary.

Proposition 5 compares the number of segments collected by the data intermediary and consumer surplus with the three selling mechanisms.

Proposition 5

²⁵We assume that the cost of collecting data does not depend on the selling mechanism.

²⁶We make the assumption that Π is concave, and reaches a unique maximum on \mathbb{R}^+ . See Appendix ?? for a mathematical expression of this assumption.

The number of consumer segments collected k and consumer surplus CS are inversely related:

$$(a) \quad k_{seq} > k_a > k_{lp},$$

$$(b) \quad CS_{lp} > CS_a > CS_{seq}.$$

Proof: see Appendix G.

Proposition 5 shows that the number of consumer segments collected is minimized with list prices. The optimal level of data collected depends on the marginal gain from increasing information precision. The marginal gain is the lowest in the list prices mechanism since no firm is informed in the outside option of Firm 1, and the profits of Firm 1 do not depend on the precision of information if it remains uninformed. Thus, information collection is minimized with this selling mechanism, the rent extraction effect is the lowest, and consumer surplus is maximized. In sequential bargaining and auctions, an increase in the precision of information has two positive effects on the price of information. First, more precise information increases the profit of Firm 1 through better targeting of consumers, which increases the rent extraction effect. Secondly, the negative externality for an uninformed firm that faces an informed competitor is stronger with more precise information. The data intermediary chooses the value of k according to these two effects. As the profit functions of an informed firm are equal in sequential bargaining and auctions (Proposition 4), the amount of data collected (k) is only driven by the outside option. The marginal gain of more precise information is higher with the sequential bargaining mechanism than with auctions. Indeed, the marginal effect of more precise information on the outside option is higher with sequential bargaining than with auctions where the outside option is already the harshest. Thus, information collection is maximized, and consumer surplus minimized with sequential bargaining.

Proposition 6 shows that the data intermediary prefers auctions, and that list prices the least profitable selling mechanism.

Proposition 6

The profits of the data intermediary are maximized with auctions and minimized with list prices:

$$\Pi_a > \Pi_{seq} > \Pi_{lp}.$$

Proof: see Appendix H.

With auctions, the data intermediary can maximize the value of the threat of the outside option, and maximize the willingness to pay of Firm 1. On the contrary, with list prices, both firms are uninformed when a firm rejects the offer of the data intermediary, resulting in a lower willingness to pay for information. The fact that the intermediary has interest to choose a mechanism that does not maximize consumer surplus is in itself not surprising, but raises issues about models that focus on single mechanisms (Braulín and Valletti, 2016; Montes et al., 2019; Bounie et al., 2021). This result calls for more research on the impact of selling mechanisms on consumer surplus.

5.3 Selling information to one or two firms

We have focused our analysis on cases where the data intermediary sells information to only one firm, and keeps the other firm uninformed. In this section, we allow the data intermediary to sell information to two firms, and we compare profits for the three selling mechanisms to find the optimal selling strategy. We first establish that profits for the data intermediary are identical with the three selling mechanisms when selling information to two firms. Next, we show that the data intermediary sells information to two firms only with sequential bargaining and list prices, and to only one firm with auctions. Finally, we compare the equilibrium outcomes with the auction mechanism, where the intermediary sells information to only one firm, and with sequential bargaining and list prices when the intermediary sells information to both firms.

We show in Proposition 7 that profits are identical with the three selling mechanisms when the data intermediary sells information to two firms.

Proposition 7

The three selling mechanisms lead to the same profit for the data intermediary:

$$\Pi_{both}^{seq} = \Pi_{both}^a = \Pi_{both}^{lp} = \Pi_{both}.$$

Proof: see Appendix I.

The data intermediary maximizes the sum of the prices of information paid by each firm. Each price is defined by the difference between the profit of a firm when both firms are informed, and profits when a firm is uninformed facing an informed competitor. The proof first establishes that the optimal partitions with the three selling mechanisms are identical – and contains all available segments – and then that the outside option for each firm is the same regardless of the selling mechanism. Hence, profits are identical with the three selling mechanisms.

We characterize in Proposition 8 whether the data intermediary sells information to one or two firms with the three selling mechanisms.

Proposition 8

The data intermediary sells information:

- *To Firm 1 only with auctions.*
- *To both firms with sequential bargaining and list prices.*

Proof: see Appendix J.

The intuition behind Proposition 8 is the following. When selling information to only one firm using auctions, the data intermediary can leverage on the negative externality related to the threat of being uninformed, which increases the willingness to pay of a prospective buyer. On the contrary, with sequential bargaining, the partition sold to Firm 2 in case Firm 1 declines the offer is chosen in order to maximize the profit of Firm 2, and not to exert a maximal negative externality on Firm 1. With list prices, the data intermediary cannot threaten Firm 1 if it does not purchase information. Therefore, the data intermediary prefers to sell information to both firms using sequential bargaining and list prices, while it only sells information to one firm with auctions. Thus, the selling mechanism has an impact on the number of firms that are informed on a market, and then on the intensity of competition and consumer surplus.

We compare in Proposition 9 the number of consumer segments collected by the intermediary using auctions, and when selling information to both firms in equilibrium, as well as consumer surplus.

Proposition 9

The equilibrium when the data intermediary sells all information to both firms is characterized by:

$$(a) \quad k_{both} > k_a,$$

$$(b) \quad CS_{both} > CS_a.$$

Proof: see Appendix J.

Proposition 9 (a) shows that the number of consumer segments collected when selling information to both firms is higher than with auctions. The marginal benefits from collecting consumer data are higher when selling information to both firms, as all available segments are sold. Moreover, in this case all consumers are identified, and consumer surplus is higher than in the auction mechanism where the data intermediary internalizes the competitive effect of information, as stated in Proposition 9 (b). We discuss in detail the regulatory implications of our results in Section 7.

6 Second-price auctions and symmetric offers

In this section, we discuss the robustness of our main results for selling mechanisms in which the information sold does not maximize the profit of Firm 1, and therefore does not belong to \mathcal{M} . We focus on second-price auctions that have interesting properties and that can be directly compared with first-price auctions. We show that second-price auctions lead the data intermediary to propose symmetric partitions to both firms. In addition, we show that more consumer segments are sold than under first-price auctions, which increases the intensity of competition.

With second-price auctions,²⁷ the data intermediary auctions partitions j_1^{a2} and j_2^{a2} , and Firm 1 (the highest bidder) pays the price corresponding to the bid of Firm 2 (the lowest bidder) for partition j_2^{a2} . We first characterize two main properties of second-price auctions when the intermediary sells information to Firm 1 only.

²⁷We focus on information partitions that satisfy Assumption 1. We do not show that such partition is optimal for second-price auctions, as the proof of optimality is challenging and beyond the scope of our analysis.

First, when information is sold only to Firm 1 with second-price auctions, partitions auctioned to Firms 1 and 2 are symmetric. Thus, second-price auctions belong to the class of mechanisms characterized in Proposition 1 (b), for which $\frac{\partial j_2(j_1)}{\partial j_1} = 1 > 0$, and that lead to more information sold compared with independent offers \hat{j}_1 . Indeed, consider second-price auctions where the winning bidder, Firm 1, has to pay the valuation of the second highest bidder, Firm 2. There are two cases to consider in which the data intermediary auctions partitions with different numbers of segments. First, if Firm 1 is proposed more segments of information than Firm 2, $j_1^{a_2^*} > j_2^{a_2^*}$, the data intermediary can increase the willingness to pay of Firm 2 by increasing $j_2^{a_2^*}$. Secondly, if Firm 1 is proposed less segments of information than Firm 2, the data intermediary can increase the willingness to pay of Firm 2 by increasing $j_1^{a_2^*}$, which will worsen its outside option. In both cases, the data intermediary has interest to equalize the number of segments auctioned in both partitions, and the equilibrium is reached when the two partitions are symmetric: $j_1^{a_2^*} = j_2^{a_2^*}$.

Secondly, we show in Proposition 10 that the number of segments proposed to Firm 2 in the outside option of Firm 1 is equal to $j_2^{a_2^*}(k) = \frac{4k-3}{6}$, and thus the equilibrium satisfies Proposition 2: $\frac{\partial j_2^{a_2^*}(k)}{\partial k} > 0$. This means that the price of information increases with the number of segments collected because more consumer segments reduces the profits of Firm 1 if it remains uninformed.

When the data intermediary sells information to both firms through second-price auctions, the mechanism is identical to first-price auctions, and thus is equivalent to sequential bargaining and list prices. We compare profits when selling information to Firm 1 with second-price auction Π_{a_2} , consumer surplus CS_{a_2} , and the amount of data collected k_{a_2} , with the outcomes of first-price auctions and when selling information to Firm 1 and Firm 2.

Proposition 10

The equilibrium with second-price auctions has the following properties:

- (a) $j_1^{a_2^*} = \frac{4k-3}{6}$,
- (b) $\Pi_a > \Pi_{a_2} > \Pi_{both}$,

$$(c) \quad k_{both} > k_a > k_{a_2},$$

$$(d) \quad CS_{both} > CS_{a_2} > CS_a.$$

Proof: see Appendix K.

The data intermediary sells information to Firm 1 only with second-price auctions rather than to both firms. Comparing second-price auctions with first-price auctions, we see that the data intermediary prefers first-price auctions that lead to the highest willingness to pay of Firm 1. Moreover, the amount of consumer data collected is higher, and consumer surplus lower with first-price auctions than with second-price auctions.

7 Regulatory implications and policy guidelines

We analyze in this section the implications of our results for the regulation of the market for consumer information. We focus on list prices, sequential bargaining and auctions. All results can be generalized to selling mechanisms satisfying the assumption of Theorem 1. Our results suggest that a data intermediary and regulators might have conflicting views over which selling mechanism to use for two reasons. First, Propositions 5 and 6 show that the data intermediary prefers auctions that maximize its profits but lead to a lower consumer surplus than list prices. However, a competition authority concerned with consumer surplus prefers list prices.

Secondly, a competition authority may prefer a market situation where all market participants are informed, which is achieved with list prices, and sequential bargaining while we have shown that a data intermediary prefers to sell information to only one firm using first-price auctions. Access to data is indeed scrutinized by competition authorities who want to guarantee fair and equal access to information for firms. Market practices have revealed that data intermediaries play a significant role in shaping competition, which can cause important harm to other companies and consumer welfare. For instance, Facebook offered companies such as Netflix, Lyft, or Airbnb special access to data, while denying its access to other companies such as Vine.²⁸

²⁸Facebook gave Lyft and others special access to user data; engadget, May 12th, 2018.

While enforcing a specific selling mechanism is a particularly hard task to do for a regulator, we consider two regulatory tools that allow to reach the market outcomes of list prices, therefore increasing consumer surplus. The first one is a limit on the amount of data collected k . The second regulatory tool is the enforcement of a level playing field. This can be achieved in two different ways. On the one hand, a non-discriminatory pricing clause stipulates that the data intermediary cannot charge an arbitrarily high price to a prospective buyer. As a consequence, the data intermediary will sell symmetric partitions to both firms. On the other hand, equal access to information can also be reached by setting a cap on the price of information.

7.1 Limiting the amount of data collected

A data protection agency can set a limit \bar{k} over the amount of consumer data collected by a data intermediary. Such regulation aims at protecting consumer privacy by forcing firms to collect as little data as possible (see for instance the European [General Data Protection Regulation](#)). Proposition 11 provides the implications for market equilibrium of a change in the maximal amount of consumer data that the intermediary can collect.

Proposition 11

- (a) *The ranking of profits in Proposition 10 does not change with \bar{k} .*
- (b) *Consumer surplus decreases with \bar{k} .*

Proof: see Appendix L.

The results of Proposition 6 still hold, and the data intermediary prefers to sell information through auctions. Indeed, surplus extraction from Firm 1 depends on the threat for a firm of being uninformed, which is the highest with auctions, and the lowest with the list prices. Proposition 11 (b) shows that reducing the amount of consumer information collected by the data intermediary will increase consumer surplus. The rent extraction effect is weaker when the data intermediary collects less information. Any regulation that limits the value of k will thus benefit consumers. For instance, the European GDPR enforces such a data minimization principle ([General Data Protection Regulation](#)). Thus, data protection regulations are complementary to standard competition

policy tools to protect consumer surplus. We study two such policies in the following section.

7.2 Enforcing a level playing field

In this section, we show how non-discriminatory clauses and price caps can be used to force a data intermediary to sell information to both firms, thus allowing fair competition between firms.

7.2.1 Non-discriminatory clauses

We have seen in Proposition 8 that the intermediary has interest to sell information to Firm 1 only under auctions, which raises concerns for the resulting dominance of Firm 1 over Firm 2 that remains uninformed. Such exclusionary practices have been criticized by the U.S. Congress in its recent report,²⁹ and by Crémer et al. (2019) and Tirole (2020) among others.

A non-discriminatory clause will force the data intermediary to sell information to both firms. It is easy to show that the data intermediary will sell symmetric information to firms, leading to the equilibrium described in Proposition 9.

7.2.2 Price cap

We analyze the impacts of a price cap on the strategies of the data intermediary. Such policies have been recently advocated by Rey and Tirole (2019). By imposing a price cap, a regulator can lower the profits of the data intermediary who will then sell information to both firms. As a consequence, the amount k of consumer data collected will change.³⁰

Regardless of the selling mechanism, the amount of data collected by the data intermediary decreases with the value of the price cap. This property results from the log concavity of the price of information with respect to k , meaning that the rent extraction effect is always stronger than the competition effect that is internalized by the data intermediary. Moreover, there is a price below which the data intermediary will prefer

²⁹Investigation of Competition in Digital Markets: Majority Staff Report and Recommendations, last accessed, November 28 2020.

³⁰Proofs are provided in Appendix M.

to sell information to both firms, thus resulting in an equilibrium similar to sequential bargaining and list prices.

8 Conclusion

Our article contributes to the literature on the design of the market for information. We have analyzed how the mechanism used by a data intermediary to sell information can reduce consumer surplus by increasing the amount of data collected, and by limiting competition between firms on the markets.

First, the selling mechanism impacts competition by changing the number of firms informed on the market, potentially leading to differentiated access to data. Indeed, the data intermediary prefers to sell information to only one firm with auctions, but not with sequential bargaining and list prices. Consumer surplus is higher when both firms are informed than when information is sold to only one firm. Regulators can restore a level playing field by enforcing non-discriminatory clauses or price caps. Such regulatory tools are already used for essential patents in patent pools by requiring a fair, reasonable, and non-discriminatory licensing clause (Lerner and Tirole, 2004; Layne-Farrar et al., 2007; Tirole, 2020). Our results contribute to the ongoing debate on competition policy in a digital era, which is starting to acknowledge the strategic role of information on competition. As Crémer et al. (2019) emphasize, data create a high barrier to entry on a market, which encourages the emergence of dominant firms. The strategic role of data has led the FTC and the European Commission, concerned with potential anti-competitive practices, to increase their scrutiny of the activity of big-tech companies and data brokers.³¹

Secondly, our results show that the price of information influences the amount of data collected. Indeed, selling information to both firms using sequential bargaining or list prices mechanism results in a higher level of data collected compared to auctions. The amount of consumer data collected in equilibrium is driven by the price of information, which depends on the amount of data sold and on the profit of the firm that purchases

³¹Congress, Enforcement Agencies Target Tech; Google, Facebook and Apple could face US antitrust probes as regulators divide up tech territory; If you want to know what a US tech crackdown may look like, check out what Europe did.

information, and on what happens if the firm declines the offer. The data intermediary can then leverage out on this threat by increasing the precision of information, i.e. by collecting more data, which will increase firms' willingness to pay for information. We find that the amount of consumer data collected is the highest when information is sold to both firms, where the number of consumer segments sold is the highest, and the outside option is the strongest. Further research could investigate the relationship between privacy and competition. Our results open a new research direction on the link between data collection strategies and personal data protection on the one hand, and competition policy on the other hand.

References

- Acquisti, A. and H. R. Varian (2005). Conditioning prices on purchase history. *Marketing Science* 24(3), 367–381.
- Admati, A. R. and P. Pfleiderer (1986). A monopolistic market for information. *Journal of Economic Theory* 39(2), 400–438.
- Admati, A. R. and P. Pfleiderer (1990). Direct and indirect sale of information. *Econometrica: Journal of the Econometric Society*, 901–928.
- Backus, M., T. Blake, B. Larsen, and S. Tadelis (2020). Sequential bargaining in the field: Evidence from millions of online bargaining interactions. *The Quarterly Journal of Economics* 135(3), 1319–1361.
- Backus, M., T. Blake, and S. Tadelis (2018). Communication and bargaining breakdown: An empirical analysis. *NBER Working Paper*.
- Backus, M., T. Blake, and S. Tadelis (2019). On the empirical content of cheap-talk signaling: An application to bargaining. *Journal of Political Economy* 127(4), 000–000.
- Bergemann, D. and A. Bonatti (2019). Markets for information: An introduction. *Annual Review of Economics* 11.
- Bergemann, D., A. Bonatti, and A. Smolin (2018). The design and price of information. *American economic review* 108(1), 1–48.
- Binmore, K., A. Rubinstein, and A. Wolinsky (1986). The nash bargaining solution in economic modelling. *The RAND Journal of Economics*, 176–188.
- Bounie, D., A. Dubus, and P. Waelbroeck (2021). Selling strategic information in digital competitive markets. *The RAND Journal of Economics* 52(2), 283–313.

- Braulin, F. C. and T. Valletti (2016). Selling customer information to competing firms. *Economics Letters* 149, 10–14.
- Calvano, E., G. Calzolari, V. Denicolò, and S. Pastorello (2019). Artificial intelligence, algorithmic pricing and collusion. *Algorithmic Pricing and Collusion*.
- Coey, D., B. J. Larsen, and B. C. Platt (2020). Discounts and deadlines in consumer search.
- Crémer, J., Y.-A. de Montjoye, and H. Schweitzer (2019). Competition policy for the digital era. *Report for the European Commission*.
- Figuroa, N. and V. Skreta (2009). The role of optimal threats in auction design. *Journal of Economic Theory* 144(2), 884–897.
- Fudenberg, D. and J. M. Villas-Boas (2006). Behavior-based price discrimination and customer recognition. *Handbook on economics and information systems* 1, 377–436.
- Jehiel, P. and B. Moldovanu (2000). Auctions with downstream interaction among buyers. *Rand journal of economics*, 768–791.
- Jentzsch, N., G. Sapi, and I. Suleymanova (2013). Targeted pricing and customer data sharing among rivals. *International Journal of Industrial Organization* 31(2), 131–144.
- Jindal, P. and P. Newberry (2018). To bargain or not to bargain: The role of fixed costs in price negotiations. *Journal of Marketing Research* 55(6), 832–851.
- Klemperer, P. (1999). Auction theory: A guide to the literature. *Journal of economic surveys* 13(3), 227–286.
- Lam, W., P. Belleflamme, and W. Vergote (2020). Competitive imperfect price discrimination and market power. *Marketing Science*.
- Larsen, B. and A. L. Zhang (2018). A mechanism design approach to identification and estimation. Technical report, National Bureau of Economic Research.
- Larsen, B. J. (2014). The efficiency of real-world bargaining: Evidence from wholesale used-auto auctions. *The Review of Economic Studies*.
- Layne-Farrar, A., A. J. Padilla, and R. Schmalensee (2007). Pricing patents for licensing in standard-setting organizations: Making sense of frand commitments. *Antitrust Law Journal* 74(3), 671–706.
- Lerner, J. and J. Tirole (2004). Efficient patent pools. *American Economic Review* 94(3), 691–711.
- Liu, Q. and K. Serfes (2004). Quality of information and oligopolistic price discrimination. *Journal of Economics & Management Strategy* 13(4), 671–702.
- Milgrom, P. R. and S. Tadelis (2018). How artificial intelligence and machine learning can impact market design. Technical report, National Bureau of Economic Research.

- Montes, R., W. Sand-Zantman, and T. Valletti (2019). The value of personal information in online markets with endogenous privacy. *Management Science* 65(3), 1342–1362.
- O’kelley, C. B. and A. R. Pritchard (2009, January 8). Data marketplace and broker fees. US Patent App. 11/772,965.
- Rey, P. and J. Tirole (2019). Price caps as welfare-enhancing coopetition. *Journal of Political Economy*.
- Rubinstein, A. (1982). Perfect equilibrium in a bargaining model. *Econometrica: Journal of the Econometric Society*, 97–109.
- Stole, L. A. (2007). Price discrimination and competition. *Handbook of industrial organization* 3, 2221–2299.
- Thisse, J.-F. and X. Vives (1988). On the strategic choice of spatial price policy. *The American Economic Review*, 122–137.
- Tirole, J. (2020). Competition and the industrial challenge for the digital age.
- Ulph, D. and N. Vulkan (2000). *Electronic commerce and competitive first-degree price discrimination*. University of Bristol, Department of Economics.
- Varian, H. (2018). Artificial intelligence, economics, and industrial organization. Technical report, National Bureau of Economic Research.
- Vickrey, W. (1961). Counterspeculation, auctions, and competitive sealed tenders. *The Journal of finance* 16(1), 8–37.

A Proof: partitions in Assumption 1 are optimal for Firm 1

The data intermediary can choose any partition in the sigma-field \mathbb{P} generated by the elementary segments of size $\frac{1}{k}$, to sell to Firm 1 (without loss of generality). There are three types of segments to consider:

- Segments A, where Firm 1 is in constrained monopoly;
- Segments B, where Firms 1 and 2 compete.
- Segments C, where Firms 1 makes zero profit.

We find the partition that maximizes the profits of Firm 1, we will see that it maximizes the profit of the data intermediary. We drop superscript l when there is no confusion. We proceed in three steps. In step 1 we analyze type A segments. We show that it is optimal to sell a partition where type A segments are of size $\frac{1}{k}$. In step 2, we show that all segments of type A are located closest to Firm 1. In step 3 we analyze segments of type B and we show that it is always more profitable to sell a union of such segments. Therefore, there is only one segment of type B, located furthest away from Firm 1, and of size $1 - \frac{j}{k}$ (with j an integer, $j \leq k$). Finally, we can discard segments of type C because information on consumers on these segments does not increase profits.

Step 1: We analyze segments of type A where Firm 1 is in constrained monopoly, and show that reducing the size of segments to $\frac{1}{k}$ is optimal.

Consider any segment $I = [\frac{i}{k}, \frac{i+l}{k}]$ of type A with l, i integers verifying $i + l \leq k$ and $l \geq 2$, such that Firm 1 is in constrained monopoly on this segment. We show that dividing this segment into two sub-segments increases the profits of Firm 1. Figure 3 shows on the left panel a partition with segment I of type A, and on the right, a finer partition including segments I_1 and I_2 , also of type A. We compare profits in both situations and show that the finer segmentation is more profitable for Firm 1. We write $\pi_1^A(\mathcal{P})$ and $\pi_1^{AA}(\mathcal{P}')$ the profits of Firm 1 on I with partitions \mathcal{P} and on I_1 and I_2 with partition \mathcal{P}' .




Figure 3: Step 1: segments of type A

To prove this claim, we establish that the profit of Firm 1 is higher with a finer partition \mathcal{P}' with two segments : $I_1 = [\frac{i}{k}, \frac{i+1}{k}]$ and $I_2 = [\frac{i+1}{k}, \frac{i+l}{k}]$ than with a coarser partition \mathcal{P} with I .

First, profits with the coarser partition is: $\pi_1^A(\mathcal{P}) = p_{1i}d_1 = p_{1i}\frac{l}{k}$. The demand is $\frac{l}{k}$ as Firm 1 gets all consumers by assumption; p_{1i} is such that the indifferent consumer x is located at $\frac{i+l}{k}$:

$$V - tx - p_{1i} = V - t(1-x) - p_2 \implies x = \frac{p_2 - p_{1i} + t}{2t} = \frac{i+l}{k} \implies p_{1i} = p_2 + t - 2t\frac{i+l}{k},$$

with p_2 the price charged by (uninformed) Firm 2. This price is only affected by strategic interactions on the segments where firms compete, and therefore does not depend on the pricing strategy of Firm 1 on type A segments.

We write the profit function for any p_2 , replacing p_{1i} and d_1 :

$$\pi_1^A(\mathcal{P}) = \frac{l}{k}(t + p_2 - \frac{2(l+i)t}{k}).$$

Secondly, using a similar argument, we show that the profit on $I_1 \cup I_2$ with partition \mathcal{P}' is:

$$\pi_1^{AA}(\mathcal{P}') = \frac{1}{k}(t + p_2 - \frac{2(1+i)t}{k}) + \frac{l-1}{k}(t + p_2 - \frac{2(l+i)t}{k}).$$

Comparing \mathcal{P} and \mathcal{P}' shows that the profit of Firm 1 using the finer partition increases by $\frac{2t}{k^2}(l-1)$, which establishes the claim.

By repeating the previous argument, it is easy to show that the data intermediary will sell a partition of size $\frac{l}{k}$ with l segments of equal size $\frac{1}{k}$.

Step 2: We show that all segments of type A are closest to Firm 1 (located at 0 on the unit line by convention).

Going from left to right on the Hotelling line, look for the first time where a type B interval, $J = [\frac{i}{k}, \frac{i+l}{k}]$ of length $\frac{l}{k}$, is followed by an interval $I_1 = [\frac{i+l}{k}, \frac{i+l+1}{k}]$ of type A, shown to be of size $\frac{1}{k}$ in step 1. Consider a reordering of the overall interval $J \cup I_1 = [\frac{i}{k}, \frac{i+l+1}{k}]$ in two intervals $I'_1 = [\frac{i}{k}, \frac{i+1}{k}]$ and $J' = [\frac{i+1}{k}, \frac{i+l+1}{k}]$. We show in this step that such a transformation increases the profits of Firm 1.




Figure 4: Step 2: relative position of type A and type B segments

The two cases are shown in Figure 4 and correspond respectively to the partitions $\tilde{\mathcal{P}}$ and $\tilde{\mathcal{P}}'$. The curved line represents the demand of Firm 1, which does not cover type B segments. In partition $\tilde{\mathcal{P}}$, a segment of type B of size $\frac{l}{k}$, J , is followed by a segment

of type A of size $\frac{1}{k}$, I_1 . We show that segments of type A are always located closest to Firm 1 by proving that it is always optimal to change partition starting with segments of type B with a partition starting with segments of type A like in partition $\tilde{\mathcal{P}}'$. To show this claim, we compare the profits of the informed firm with J, I_1 under partition $\tilde{\mathcal{P}}$ and with I'_1, J' under partition $\tilde{\mathcal{P}}'$, and we show that the latter is always higher than the former. The other segments of the partition remain unchanged.

To compare the profits of the informed firm under both partition, we first characterize type B segments. Segment J of type B is non null (has a size greater than $\frac{1}{k}$), if the following restrictions imposed by the structure of the model, are met: respectively positive demand and the existence of competition on segments of type B. In order to characterize type A and type B segments, it is useful to consider the following inequality:

$$\forall i, l \in \mathbb{N} \text{ s.t. } 0 \leq i \leq k-1 \text{ and } 1 \leq l \leq k-i-1, \quad (8)$$

$$\frac{i}{k} \leq \frac{\tilde{p}_2 + t}{2t} \quad \text{and} \quad \frac{\tilde{p}_2 + t}{2t} - \frac{l}{k} \leq \frac{i+l}{k}.$$

In particular, we use the relation that Eq. 8 draws between price \tilde{p}_2 and segments endpoint $\frac{i}{k}$ and $\frac{i+l}{k}$ to compare the profits of Firm 1 with $\tilde{\mathcal{P}}'$ and with $\tilde{\mathcal{P}}$.

Without loss of generality, we rewrite the notation of type A and B segments. Segments of type A are of size $\frac{1}{k}$ and are located at $\frac{u_i-1}{k}$, and segments of type B, are located at $\frac{s_i}{k}$ and are of size $\frac{l_i}{k}$.³² There are $h \in \mathbb{N}$ segments of type A, of size $\frac{1}{k}$, where prices are noted \tilde{p}_{1i}^A . On each of these segments, the demand is $\frac{1}{k}$. There are $n \in \mathbb{N}$ segments of type B, where prices are noted \tilde{p}_{1i}^B . We find the demand for Firm 1 on these segments using the location of the indifferent consumer:

$$d_{1i} = x - \frac{s_i}{k} = \frac{\tilde{p}_2 - \tilde{p}_{1i}^B + t}{2t} - \frac{s_i}{k}.$$

We can rewrite profits of Firm 1 as the sum of two terms. The first term represents the profits on segments of type A. The second term represents the profits on segments of type B.

$$\pi_1(\tilde{\mathcal{P}}) = \sum_{i=1}^h \tilde{p}_{1i}^A \frac{1}{k} + \sum_{i=1}^n \tilde{p}_{1i}^B \left[\frac{\tilde{p}_2 - \tilde{p}_{1i}^B + t}{2t} - \frac{s_i}{k} \right].$$

Profits of Firm 2 are generated on segments of type B only, where the demand for Firm 2 is:

$$d_{2i} = \frac{s_i + l_i}{k} - x = \frac{\tilde{p}_{1i}^B - \tilde{p}_2 - t}{2t} + \frac{s_i + l_i}{k}.$$

Profits of Firm 2 can be written therefore as:

$$\pi_2(\tilde{\mathcal{P}}) = \sum_{i=1}^n \tilde{p}_2 \left[\frac{\tilde{p}_{1i}^B - \tilde{p}_2 - t}{2t} + \frac{s_i + l_i}{k} \right]. \quad (9)$$

³²With u_i and s_i integers below k .

Firm 1 maximizes profits $\pi_1(\tilde{\mathcal{P}})$ with respect to \tilde{p}_{1i}^A and \tilde{p}_{1i}^B , and Firm 2 maximizes $\pi_2(\tilde{\mathcal{P}})$ with respect to \tilde{p}_2 , both profits are strictly concave.

Equilibrium prices are:

$$\begin{aligned}\tilde{p}_{1i}^A &= t + \tilde{p}_2 - 2\frac{u_i t}{k} \\ \tilde{p}_{1i}^B &= \frac{\tilde{p}_2 + t}{2} - \frac{s_i t}{k} = \frac{t}{3} + \frac{2t}{3n} \left[\sum_{i=1}^n \left[\frac{s_i}{2k} + \frac{l_i}{k} \right] \right] - \frac{s_i t}{k} \\ \tilde{p}_2 &= -\frac{t}{3} + \frac{4t}{3n} \sum_{i=1}^n \left[\frac{s_i}{2k} + \frac{l_i}{k} \right].\end{aligned}\tag{10}$$

We can now compare profits with $\tilde{\mathcal{P}}$ and $\tilde{\mathcal{P}}'$. When we move segments of type B from the left of segments of type A to the right of segment of type A, it is important to check that Firm 1 is still competing with Firm 2 on each segment of type B, and that Firm 1 is still in constrained monopoly on segments of type A. The second condition is met by the fact that price \tilde{p}_2 is higher in $\tilde{\mathcal{P}}'$ than in $\tilde{\mathcal{P}}$. The first condition is guaranteed by Eq. 8: $\frac{\tilde{p}_2 + t}{2t} - \frac{l_i}{k} \leq \frac{s_i + l_i}{k}$ for some segments located at s_i of size l_i . By abuse of notation, let s_i denote the segment located at $[\frac{s_i}{k}, \frac{s_i + l_i}{k}]$, which corresponds to segments of type B that satisfy these condition. Let \tilde{s}_i denote the m segments ($m \in [0, n-1]$) of type B with partition $\tilde{\mathcal{P}}$ located at $[\frac{\tilde{s}_i}{k}, \frac{\tilde{s}_i + l_i}{k}]$ that do not meet these conditions, and therefore are type A segments with partition $\tilde{\mathcal{P}}'$.

Noting \tilde{p}_2' and $\tilde{p}_{1i}^{B'}$ the prices with $\tilde{\mathcal{P}}'$, we have:

$$\begin{aligned}\tilde{p}_2' &= \frac{4t}{3(n-m)} \left[-\frac{n}{4} + \sum_{i=1}^n \left[\frac{s_i}{2k} + \frac{l_i}{k} \right] + \frac{m}{4} + \frac{1}{2k} - \sum_{i=1}^m \frac{\tilde{s}_i}{2k} \right] \\ &= \tilde{p}_2 + \frac{4t}{3(n-m)} \left[\frac{3m\tilde{p}_2}{4t} + \frac{1}{2k} + \frac{m}{4} - \sum_{i=1}^m \frac{\tilde{s}_i}{2k} \right],\end{aligned}$$

for segments of type B where inequalities in Eq. 8 hold:

$$\tilde{p}_{1i}^{B'} = \tilde{p}_{1i} + \frac{1}{2} \frac{4t}{3(n-m)} \left[\frac{3m\tilde{p}_2}{4t} + \frac{1}{2k} + \frac{m}{4} - \sum_{i=1}^m \frac{\tilde{s}_i}{2k} \right],$$

for segments of type B where inequalities in Eq. 8 do not hold:

$$\tilde{p}_{1i}^{B'} = \tilde{p}_{1i} + \frac{1}{2} \frac{4t}{3(n-m)} \left[\frac{3m\tilde{p}_2}{4t} + \frac{1}{2k} + \frac{m}{4} - \sum_{i=1}^m \frac{\tilde{s}_i}{2k} \right] - \frac{t}{k}.$$

Let us compare the profits between $\tilde{\mathcal{P}}$ and $\tilde{\mathcal{P}}'$. To compare profits that result by reordering J, I_1 into I_1', J' , that is, by moving the segment located at $[\frac{i+l}{k}, \frac{i}{k}]$ (A to B), we proceed in two steps. First we show that the profits of Firm 1 on $[\frac{i}{k}, \frac{i+l+1}{k}]$ are higher with $\tilde{\mathcal{P}}'$ than with $\tilde{\mathcal{P}}$, and that \tilde{p}_2 increases as well; and secondly we show that the profits of Firm 1 on type B segments are higher with $\tilde{\mathcal{P}}'$ than with $\tilde{\mathcal{P}}$.

First we show that the profits of Firm 1 increase on $[\frac{i}{k}, \frac{i+l+1}{k}]$, that is, we show that $\Delta\pi_1 = \pi_1(\tilde{\mathcal{P}}') - \pi_1(\tilde{\mathcal{P}}) \geq 0$:

$$\begin{aligned}
\Delta\pi_1 &= \pi_1(\tilde{\mathcal{P}}') - \pi_1(\tilde{\mathcal{P}}) \\
&= \frac{1}{k}[\tilde{p}'_2 - 2\frac{it}{k} - \tilde{p}_2 + 2\frac{i+l}{k}t] \\
&\quad + \tilde{p}_{1i}^{B'}[\frac{\tilde{p}'_2 - \tilde{p}_{1i}^{B'} + t}{2t} - \frac{i+1}{k}] - \tilde{p}_{1i}^B[\frac{\tilde{p}_2 - \tilde{p}_{1i}^B + t}{2t} - \frac{i}{k}].
\end{aligned}$$

By definition, \tilde{s}_i verifies the inequalities in Eq. 8, thus $\frac{\tilde{s}_i}{k} \leq \frac{\tilde{p}_2+t}{2t}$, which allows us to establish that $\frac{4t}{3(n-m)}[\frac{3m\tilde{p}_2}{4t} + \frac{1}{2k} + \frac{m}{4} - \sum_{i=1}^m \frac{\tilde{s}_i}{2k}] \geq \frac{2t}{3nk}$. It is then immediate to show that:

$$\Delta\pi_1 \geq \frac{t}{k}[1 - \frac{1}{3n}][\frac{2}{k}\frac{3nl+1}{3n-1} - \frac{\tilde{p}_2}{2t} - \frac{1}{2} - \frac{1}{6nk} + \frac{i}{k} + \frac{1}{2k}].$$

Also, by assumption, firms compete on $J = [\frac{i}{k}, \frac{i+l}{k}]$ with $\tilde{\mathcal{P}}$, which implies that inequalities in Eq. 8 hold, and in particular, $\frac{\tilde{p}_2+t}{4t} - \frac{i}{2k} \leq \frac{l}{k}$.

Thus:

$$\Delta\pi_1 \geq \frac{t}{k}[1 - \frac{1}{3n}][\frac{2}{k}\frac{3nl+1}{3n-1} - \frac{2l}{k} - \frac{1}{6nk} + \frac{1}{2k}] \geq 0.$$

Profits on segment $[\frac{i}{k}, \frac{i+l+1}{k}]$ are higher with $\tilde{\mathcal{P}}'$ than with $\tilde{\mathcal{P}}$.

Second we consider the profits of Firm 1 on the rest of the unit line. We write the reaction functions for the profits on each type of segments, knowing that $\tilde{p}'_2 \geq \tilde{p}_2$.

For segments of type A:

$$\frac{\partial}{\partial \tilde{p}_2} \pi_{1i}^A = \frac{\partial}{\partial \tilde{p}_2} (\frac{1}{k}[t + \tilde{p}_2 - 2\frac{u_i t}{k}]) = \frac{1}{k},$$

which means that a higher \tilde{p}_2 increases the profits.

For segments of type B:

$$\frac{\partial}{\partial \tilde{p}_2} \pi_{1i}^B = \frac{\partial}{\partial \tilde{p}_2} (p_{1i}[\frac{\tilde{p}_2 - \tilde{p}_{1i}^B + t}{2t} - \frac{s_i}{k}]) = \frac{\partial}{\partial \tilde{p}_2} (\frac{1}{2t}[\frac{\tilde{p}_2 + t}{2} - \frac{s_i t}{k}]^2) = \frac{1}{2t}[\frac{\tilde{p}_2 + t}{2} - \frac{s_i t}{k}],$$

which is greater than 0 as $\frac{\tilde{p}_2+t}{2} - \frac{s_i t}{k}$ is the expression of the demand on this segment, which is positive under Eq. 8.

Thus for any segment, the profits of Firm 1 increase with $\tilde{\mathcal{P}}'$ compared to $\tilde{\mathcal{P}}$.

Intermediary result 1: *By iteration, we conclude that type A segments are always at the left of type B segments.*

Step 3: We now analyze segments of type B where firms compete. Starting from any partition with at least two segments of type B, we show that it is always more profitable to sell a coarser partition.

As there are only two possible types of segments (A and B) and that we have shown that segments of type A are the closest to the firms, segment B is therefore further away from the firm. We prove the claim of step 3 by showing that if Firm 1 has a partition of two segments where it competes with Firm 2, a coarser partition produces a higher profits. We compute the profits of the firm on all the segments where firms compete, and compare the two situations described below with partition $\hat{\mathcal{P}}$ and partition $\hat{\mathcal{P}}'$.

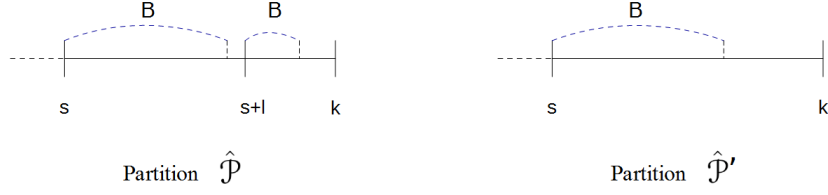


Figure 5: Step 3: demands of Firm 1 on segments of type B (dashed line)

Figure 5 depicts partition $\hat{\mathcal{P}}$ on the left panel, and partition $\hat{\mathcal{P}}'$ on the right panel (on each segment the dashed line represents the demand for Firm 1). Partition $\hat{\mathcal{P}}$ divides the interval $[\frac{i}{k}, 1]$ in two segments $[\frac{i}{k}, \frac{i+l}{k}]$ and $[\frac{i+l}{k}, 1]$, whereas $\hat{\mathcal{P}}'$ only includes segment $[\frac{i}{k}, 1]$. We compare the profits of the firm on the segments where firms compete and we show that $\hat{\mathcal{P}}'$ induces higher profits for Firm 1. There are three types of segments to consider:

1. segments of type A that with partition $\hat{\mathcal{P}}$ that remain of type A with partition $\hat{\mathcal{P}}'$.
2. segments of type B with partition $\hat{\mathcal{P}}$ that are of type A with partition $\hat{\mathcal{P}}'$.
3. segments of type B with partition $\hat{\mathcal{P}}$ that remain of type B with partition $\hat{\mathcal{P}}'$.

1. Profits always increase on segments that are of type A with partitions $\hat{\mathcal{P}}$ and $\hat{\mathcal{P}}'$. Indeed, we will show that \hat{p}'_2 with partition $\hat{\mathcal{P}}'$ is higher than \hat{p}_2 with partition $\hat{\mathcal{P}}$, and thus the profits of Firm 1 on type A segments increase.

2. There are m segments which were type B in partition $\hat{\mathcal{P}}$ are no longer necessarily of type B in partition $\hat{\mathcal{P}}'$ (and are therefore of type A).

3. There are $n + 1 - m$ segments of type B with partition $\hat{\mathcal{P}}$ that remain of type B with partition $\hat{\mathcal{P}}'$. We compute prices and profits on these $n + 1 + m$ segments.

We proved in step 2 that prices can be written as:

$$\begin{aligned}\hat{p}_2 &= -\frac{t}{3} + \frac{4t}{3(n+1)} \sum_{i=1}^{n+1} \left[\frac{s_i}{2k} + \frac{l_i}{k} \right], \\ \hat{p}_{1i}^B &= \frac{\hat{p}_2 + t}{2} - \frac{s_i t}{k} \\ &= \frac{t}{3} + \frac{2t}{3(n+1)} \sum_{i=1}^{n+1} \left[\frac{s_i}{2k} + \frac{l_i}{k} \right] - \frac{s_i t}{k}.\end{aligned}$$

Let \hat{p}_{1s}^B and \hat{p}_{1s+l}^B be the prices on the last two segments when the partition is $\hat{\mathcal{P}}$.

$$\begin{aligned}\hat{p}_{1s}^B &= \frac{\hat{p}_2 + t}{2} - \frac{st}{k}, \\ \hat{p}_{1s+l}^B &= \frac{\hat{p}_2 + t}{2} - \frac{s+l}{k}t,\end{aligned}$$

\hat{p}'_2 is the price set by Firm 2 with partition $\hat{\mathcal{P}}'$, and $\hat{p}_{1s}^{B'}$ is the price set by Firm 1 on the last segment of partition $\hat{\mathcal{P}}'$.

Inequalities in Eq. 8 might not hold as price \hat{p}_2 varies depending on the partition acquired by Firm 1. This implies that segments which are of type B with partition $\hat{\mathcal{P}}$ are then of type A with partition $\hat{\mathcal{P}}'$. This is due to the fact that the coarser the partition, the higher \hat{p}_2 . We note \tilde{s}_i the m segments where it is the case. We then have:

$$\begin{aligned}
\hat{p}'_2 &= \frac{4t}{3(n-m)} \left[-\frac{n-m}{4} + \sum_{i=1}^n \left[\frac{s_i}{2k} + \frac{l_i}{k} \right] - \sum_{i=1}^m \frac{\tilde{s}_i}{2k} \right] \\
&= \frac{4t}{3(n-m)} \left[-\frac{n+1}{4} + \sum_{i=1}^{n+1} \left[\frac{s_i}{2k} + \frac{l_i}{k} \right] + \frac{m+1}{4} - \sum_{i=1}^m \frac{\tilde{s}_i}{2k} - \frac{s+l}{2k} \right] \\
&= \hat{p}_2 + \frac{4t}{3(n-m)} \left[\frac{3(m+1)\hat{p}_2}{4t} + \frac{m+1}{4} - \sum_{i=1}^m \frac{\tilde{s}_i}{2k} - \frac{s+l}{2k} \right] \\
&\geq \hat{p}_2 + \frac{4t}{3(n-m)} \left[\frac{3}{4t}\hat{p}_2 + \frac{m\hat{p}_2}{2t} + \frac{1}{4} - \frac{s+l}{2k} \right], \\
\hat{p}_{1s}^{B'} &= \frac{\hat{p}_2 + t}{2} - \frac{st}{k}, \\
\pi_1(\hat{\mathcal{P}}) &= \sum_{i=1, s_i \neq \tilde{s}_i}^n p_{1i} \left[\frac{\hat{p}_2 + t}{4t} - \frac{s_i}{2k} \right] + \sum_{i=1}^m \hat{p}_{1i}^B \left[\frac{\hat{p}_2 + t}{4t} - \frac{\tilde{s}_i}{2k} \right] + \hat{p}_{1s+l}^B \left[\frac{\hat{p}_2 + t}{4t} - \frac{s+l}{2k} \right] \\
\pi_1(\hat{\mathcal{P}}') &= \sum_{i=1, s_i \neq \tilde{s}_i}^n \hat{p}_{1i}^{B'} \left[\frac{\hat{p}'_2 + t}{4t} - \frac{s_i}{2k} \right] + \sum_{i=1}^m \frac{\tilde{l}_i}{k} \left[\hat{p}'_2 + t - 2t \frac{\tilde{s}_i + \tilde{l}_i}{k} \right].
\end{aligned}$$

We compare the profits of Firm 1 in both cases in order to show that $\hat{\mathcal{P}}'$ induces higher profits:

$$\begin{aligned}
\Delta\pi_1 &= \pi_1(\hat{\mathcal{P}}') - \pi_1(\hat{\mathcal{P}}) \\
&= \sum_{i=1, s_i \neq \tilde{s}_i}^n \hat{p}_{1i}^{B'} \left[\frac{\hat{p}'_2 + t}{4t} - \frac{s_i}{2k} \right] - \sum_{i=1, s_i \neq \tilde{s}_i}^n \hat{p}_{1i}^B \left[\frac{\hat{p}_2 + t}{4t} - \frac{s_i}{2k} \right] \\
&\quad + \sum_{i=1}^m \frac{\tilde{l}_i}{k} \left[\hat{p}'_2 + t - 2t \frac{\tilde{s}_i + \tilde{l}_i}{k} \right] - \sum_{i=1}^m \hat{p}_{1i}^B \left[\frac{\hat{p}_2 + t}{4t} - \frac{\tilde{s}_i}{2k} \right] - \hat{p}_{1s+l}^B \left[\frac{\hat{p}_2 + t}{4t} - \frac{s+l}{2k} \right] \\
&= \frac{t}{2} \sum_{i=1, s_i \neq \tilde{s}_i}^n \left[\frac{\hat{p}'_2 + t}{2t} - \frac{s_i}{k} \right]^2 - \frac{t}{2} \sum_{i=1, s_i \neq \tilde{s}_i}^n \left[\frac{\hat{p}_2 + t}{2t} - \frac{s_i}{k} \right]^2 \\
&\quad + \frac{t}{2} \sum_{i=1}^m \frac{\tilde{l}_i}{k} \left[2 \frac{\hat{p}'_2 + t}{t} - 4 \frac{\tilde{s}_i + \tilde{l}_i}{k} \right] - \frac{t}{2} \sum_{i=1}^m \left[\frac{\hat{p}_2 + t}{2t} - \frac{\tilde{s}_i}{2k} \right]^2 - \frac{t}{2} \left[\frac{\hat{p}_2 + t}{2t} - \frac{s+l}{k} \right]^2.
\end{aligned}$$

We consider the terms separately. First,

$$\begin{aligned}
& \frac{t}{2} \sum_{i=1, s_i \neq \tilde{s}_i}^n \left[\frac{\hat{p}'_2 + t}{2t} - \frac{s_i}{k} \right]^2 - \frac{t}{2} \sum_{i=1, s_i \neq \tilde{s}_i}^n \left[\frac{\hat{p}_2 + t}{2t} - \frac{s_i}{k} \right]^2 \\
&= \frac{t}{2} \sum_{i=1, s_i \neq \tilde{s}_i}^n \left[\left[\frac{2}{3(n-m)} \left[\frac{3}{4t} \hat{p}_2 + \frac{m\hat{p}_2}{2t} + \frac{1}{4} - \frac{s+l}{2k} \right] \right]^2 \right. \\
&\quad \left. + \left[\frac{\hat{p}_2 + t}{2t} - \frac{s_i}{k} \right] \left[\frac{4}{3(n-m)} \left[\frac{3}{4t} \hat{p}_2 + \frac{m\hat{p}_2}{2t} + \frac{1}{4} - \frac{s+l}{2k} \right] \right] \right] \\
&\geq \frac{t}{2} \left[\frac{\hat{p}_2 + t}{2t} - \frac{s+l}{k} \right] \frac{4}{3} \left[\frac{3}{4t} \hat{p}_2 + \frac{m\hat{p}_2}{2t} + \frac{1}{4} - \frac{s+l}{2k} \right].
\end{aligned}$$

Secondly, on segments of type B with partition $\hat{\mathcal{P}}$ that are of type A with partition $\hat{\mathcal{P}}'$:

$$\frac{t}{2} \sum_{i=1}^m \frac{\tilde{l}_i}{k} \left[2 \frac{\hat{p}'_2 + t}{t} - 4 \frac{\tilde{s}_i + \tilde{l}_i}{k} \right] - \frac{t}{2} \sum_{i=1}^m \left[\frac{\hat{p}_2 + t}{2t} - \frac{\tilde{s}_i}{2k} \right]^2.$$

On these m segments, inequalities in Eq. 8 hold for price \hat{p}'_2 but not for \hat{p}_2 . Thus we can rank prices according to \tilde{s}_i and \tilde{l}_i :

$$\frac{\tilde{s}_i + \tilde{l}_i}{k} \geq \frac{\hat{p}_2 + t}{2t} - \frac{\tilde{l}_i}{k} \quad \text{and} \quad \frac{\hat{p}'_2 + t}{2t} - \frac{\tilde{l}_i}{k} \geq \frac{\tilde{s}_i + \tilde{l}_i}{k}.$$

thus:

$$2 \frac{\tilde{l}_i}{k} \geq \frac{\hat{p}_2 + t}{2t} - \frac{\tilde{s}_i}{k} \quad \text{and} \quad \frac{\hat{p}'_2 + t}{2t} - 2 \frac{\tilde{l}_i}{k} \geq \frac{\tilde{s}_i}{k}.$$

By replacing \tilde{s}_i by its upper bound value and then \tilde{l}_i by its lower bound value we obtain:

$$\frac{t}{2} \sum_{i=1}^m \frac{\tilde{l}_i}{k} \left[2 \frac{\hat{p}'_2 + t}{t} - 4 \frac{\tilde{s}_i + \tilde{l}_i}{k} \right] - \frac{t}{2} \sum_{i=1}^m \left[\frac{\hat{p}_2 + t}{2t} - \frac{\tilde{s}_i}{2k} \right]^2 \geq 0.$$

Getting back to the profits difference, we obtain:

$$\begin{aligned}
\Delta\pi_1 &\geq \frac{t}{2} \left[\frac{\hat{p}_2 + t}{2t} - \frac{s+l}{k} \right] \frac{4}{3} \left[\frac{3}{4t} \hat{p}_2 + \frac{m\hat{p}_2}{2t} + \frac{1}{4} - \frac{s+l}{2k} \right] - \frac{t}{2} \left[\frac{\hat{p}_2 + t}{2t} - \frac{s+l}{k} \right]^2 \\
&\geq \frac{t}{2} \left[\frac{\hat{p}_2 + t}{2t} - \frac{s+l}{k} \right] \left[\frac{\hat{p}_2}{2t} + \frac{s+l}{3k} - \frac{1}{6} \right].
\end{aligned} \tag{11}$$

The first bracket of Equation 11 is positive given Eq. 8. The second bracket is positive if $\frac{\hat{p}_2}{2t} + \frac{s+l}{3k} \geq \frac{1}{6}$. A sufficient condition for this result to hold is $\hat{p}_2 \geq \frac{t}{3}$. We prove that this inequality is always satisfied by showing that the reference partition minimizes the price and profit of Firm 2, and that in this case, $\hat{p}_2 \geq \frac{t}{2}$.³³ And as this price is greater than $\frac{1}{6}$, the second bracket of Equation 11 is positive. This proves that $\Delta\pi_1 \geq 0$.

³³As shown in Liu and Serfes (2004).

The price and profit of an uninformed firm are minimized when its competitor acquires \mathcal{P}_{ref} .

To prove this claim we consider Firm 1 informed and Firm 2 uninformed. We consider prices and demand on a segment of length $\frac{l}{k}$, $[\frac{s}{k}, \frac{s+l}{k}]$, and we show that partitioning this segment into two subsegments $[\frac{s}{k}, \frac{s+1}{k}]$ and $[\frac{s+1}{k}, \frac{s+l}{k}]$ reduces the price set by Firm 2 as well as its demand on $[\frac{s}{k}, \frac{s+l}{k}]$, which overall lowers its profits. By iterating this argument, we can conclude that the reference partition \mathcal{P}_{ref} minimizes the profit of the uninformed firm.

We have seen that we can write the equilibrium price set by Firm 2 with the initial partition:

$$p_2 = -\frac{t}{3} + \frac{4t}{3n} \sum_{i=1}^n [\frac{s_i}{2k} + \frac{l_i}{k}]$$

We rule out the case where Firm 1 is a monopolist on $[\frac{s}{k}, \frac{s+l}{k}]$, as it is straightforward that prices and profit of Firm 2 do not change with finer subsegments.

Consider the case where Firm 1 and Firm 2 compete on $[\frac{s}{k}, \frac{s+l}{k}]$. There are two cases to consider when partitioning this segment into two subsegments $[\frac{s}{k}, \frac{s+1}{k}]$ and $[\frac{s+1}{k}, \frac{s+l}{k}]$.

First, Firm 1 is a monopolist on $[\frac{s}{k}, \frac{s+1}{k}]$, and firms compete on $[\frac{s+1}{k}, \frac{s+l}{k}]$. The price set by Firm 2 with this second partition decreases as on segment $[\frac{s+1}{k}, \frac{s+l}{k}]$ we have $\frac{s}{2k} + \frac{l}{k} > \frac{s+1}{2k} + \frac{l-1}{k}$. It is clear that demand for Firm 2 also decreases as Firm 1 sets a price on $[\frac{s+1}{k}, \frac{s+l}{k}]$ instead of $[\frac{s}{k}, \frac{s+l}{k}]$. In reaction the aggregate profit of Firm 2 over the unit line decreases.

Secondly, Firm 1 and Firm 2 compete on $[\frac{s}{k}, \frac{s+1}{k}]$ and on $[\frac{s+1}{k}, \frac{s+l}{k}]$.

In order to show that the price set by Firm 2 after this change decreases, we compare the terms in the right hand side of the expression of price p_2 : $\frac{4t}{3n} \sum_{i=1}^n [\frac{s_i}{2k} + \frac{l_i}{k}]$. This term is the average of $\frac{s_i}{2k} + \frac{l_i}{k}$ on the unit line. To prove that the price set by Firm 2 decreases, we need to show that this average is lower with the second partition than with the first one.

The element of the sum for segment $[\frac{s}{k}, \frac{s+l}{k}]$ is $\frac{s}{2k} + \frac{l}{k}$. For segments $[\frac{s}{k}, \frac{s+1}{k}]$ and $[\frac{s+1}{k}, \frac{s+l}{k}]$ the term inside the sum is equal to $\frac{1}{2}[\frac{s}{2k} + \frac{s+1}{2k} + \frac{l-1}{k} + \frac{1}{k}]$.

Thus the first term is larger than the second as

$$\frac{s}{2k} + \frac{l}{k} > \frac{1}{2}[\frac{s}{2k} + \frac{s+1}{2k} + \frac{l-1}{k} + \frac{1}{k}].$$

It is clear that demand for Firm 2 also decreases as Firm 1 can better target consumers and compete more fiercely with finer segments. In reaction the aggregate profit of Firm 2 over the unit line are smaller with the finer partition than with the coarser one. This establishes the result.

This result allows us to establish that it is always more profitable for the data intermediary to sell a partition with one segment of type B than to sell a partition with several segments of type B.

Conclusion

These three steps prove that the optimal partition includes two intervals, as illustrated in Figure 2. The first interval is composed of j segments of size $\frac{1}{k}$ located at $[0, \frac{j}{k}]$, and the second interval is composed of unidentified consumers, and is located at $[\frac{j}{k}, 1]$. ■

B Proofs of Equation 3

We propose a candidate equilibrium function. We consider partitions $j_1^{seq} = j_2^{seq}$ that maximize respectively the profit of Firm 1 and Firm 2 and that are symmetric. We show that $p_{seq} = \pi_1(j_1^{seq}) - \bar{\pi}_1(j_2^{seq})$ is an equilibrium. As only the data intermediary has a non binary choice, uniqueness will result naturally.

We write V_1 the value function of Firm 1 in stage 1 to determine its willingness to pay:

$$\begin{cases} V_1 + \pi_1(j_1^{seq}) - p_{seq} & \text{if Firm 1 accepts the offer,} \\ \bar{\pi}_1(j_2^{seq}) & \text{if Firm 1 declines the offer and Firm 2 accepts the offer,} \\ V_1 & \text{if Firm 2 declines the offer.} \end{cases}$$

Thus, the overall value of Firm 1 is:

$$V_1 + \pi_1(j_1^{seq}) - p_{seq} - \bar{\pi}_1(j_2^{seq}) - V_1 = \pi_1(j_1^{seq}) - p_{seq} - \bar{\pi}_1(j_2^{seq})$$

Thus:

$$p_{seq} = \pi_1(j_1^{seq}) - \bar{\pi}_1(j_2^{seq})$$

The data intermediary has no interest in deviating from this price, as lowering p_{seq} would decrease its profits, and increasing p_{seq} would have Firm 1 rejecting the offer. Thus $p_{seq} = \pi_1(j_1^{seq}) - \bar{\pi}_1(j_2^{seq})$ is the unique equilibrium of this game.

Moreover, the data intermediary has no interest in deviating from partitions $j_1^{seq} = j_2^{seq}$. Indeed, consider $j_1 \neq j_1^{seq}$. Necessarily, $\pi_1(j_1) \leq \pi_1(j_1^{seq})$ as j_1^{seq} is profit maximizing for Firm 1. This lowers the price of information sold to Firm 1, and thus decreases the profit of the data intermediary. Similarly, consider $j_2 \neq j_2^{seq}$. For the same reason, proposing such partition is not optimal for the data intermediary when making an offer to Firm 2. Thus it cannot constitute a credible threat on Firm 1 when deciding to acquire information or not as it is not subgame perfect. Thus the partitions used to derive the price of information under sequential bargaining are j_1^{seq} and j_2^{seq} , and are symmetric. ■

C Proof of Lemma 1

We compute prices and profits in equilibrium when Firm 1 owns the optimal partition on $[0, \frac{j}{k}]$, that includes j segments of size $\frac{1}{k}$, and no information on consumers on $[\frac{j}{k}, 1]$.

We define prices and demand functions in step 1. In step 2, we give the expressions for the profits of the firms. Finally we find equilibrium prices and profits in step 3.

Step 1: prices and demands.

Segments of identified consumers are of size $\frac{1}{k}$, and the last one is located at $\frac{j-1}{k}$. Firm 1 sets a price p_{1i} for each segment $i = 1, \dots, j$ and where it is in constrained monopoly: $d_{1i} = \frac{1}{k}$. Prices on each segment are determined by the indifferent consumer of each segment located at its right extremity, $\frac{i}{k}$.³⁴

$$V - t\frac{i}{k} - p_{1i} = V - t(1 - \frac{i}{k}) - p_2 \implies \frac{i}{k} = \frac{p_2 - p_{1i} + t}{2t} \implies p_{1i} = p_2 + t - 2t\frac{i}{k}.$$

On the rest of the unit line Firm 1 sets a price p_1 and competes with Firm 2. Firm 2 sets a unique price p_2 for all consumers on the segment $[0, 1]$. We note d_1 the demand for Firm 1 on this segment, which is determined by the indifferent consumer:

$$V - tx - p_1 = V - t(1 - x) - p_2 \implies x = \frac{p_2 - p_1 + t}{2t} \text{ and } d_1 = x - \frac{j}{k} = \frac{p_2 - p_1 + t}{2t} - \frac{j}{k}.$$

Firm 2 sets p_2 and the demand, d_2 , is found similarly to d_1 , and $d_2 = 1 - \frac{p_2 - p_1 + t}{2t} = \frac{p_1 - p_2 + t}{2t}$.

Step 2: profits.

The profits of both firms can be written as follows:

$$\begin{aligned} \pi_1 &= \sum_{i=1}^j d_{1i} p_{1i} + d_1 p_1 = \sum_{i=1}^j \frac{1}{k} (p_2 + t - 2t\frac{i}{k}) + (\frac{p_2 - p_1 + t}{2t} - \frac{j}{k}) p_1, \\ \pi_2 &= d_2 p_2 = \frac{p_1 - p_2 + t}{2t} p_2. \end{aligned}$$

Step 3: prices, demands and profits in equilibrium.

We solve prices and profits in equilibrium. First-order conditions on π_θ with respect to p_θ give us $p_1 = t[1 - \frac{4}{3}\frac{j}{k}]$ and $p_2 = t[1 - \frac{2}{3}\frac{j}{k}]$. By replacing these values in profits and demands we deduce that: $p_{1i} = 2t[1 - \frac{i}{k} - \frac{1}{3}\frac{j}{k}]$, $d_1 = \frac{1}{2} - \frac{2}{3}\frac{j}{k}$ and $d_2 = \frac{1}{2} - \frac{1}{3}\frac{j}{k}$.

Profits are:³⁵

$$\begin{aligned} \pi_1^* &= \sum_{i=1}^j \frac{2t}{k} [1 - \frac{i}{k} - \frac{1}{3}\frac{j}{k}] + \frac{t}{2} (1 - \frac{4}{3}\frac{j}{k})^2 \\ &= \frac{t}{2} + \frac{2jt}{3k} - \frac{7t}{9} \frac{j^2}{k^2} - \frac{tj}{k^2} \\ \pi_2^* &= \frac{t}{2} + \frac{2t}{9} \frac{j^2}{k^2} - \frac{2}{3} \frac{jt}{k}. \end{aligned} \tag{12}$$

Thus, first-order conditions on π_1 gives us

³⁴Assume it is not the case. Then, either p_{1i} is higher and the indifferent consumer is at the left of $\frac{i}{k}$, which is in contradiction with the fact that we deal with type A segments, or p_{1i} is lower and as the demand remain constant, the profits are not maximized.

³⁵For $p_{1i} \geq 0 \implies \frac{j}{k} \leq \frac{3}{4}$. Profits are equal whatever $\frac{j}{k} \geq \frac{3}{4}$.

$$j_1^*(k) = \frac{6k - 9}{14}.$$

D Proof of Proposition 1 and Corollary 1

Proposition 1 comes directly from the expressions $\pi_1(j_1) = \frac{t}{2} + \frac{2j_1 t}{3k} - \frac{7t}{9} \frac{j_1^2}{k^2} - \frac{tj_1}{k^2}$, which is clearly concave with a unique maximum and $\bar{\pi}_1(j_2) = \frac{t}{2} + \frac{2t}{9} \frac{j_2^2}{k^2} - \frac{2}{3} \frac{j_2 t}{k}$, which is always decreasing on $[0, 1]$.

More generally, we have the following equivalence:

$$\begin{aligned} (a) \quad \left. \frac{\partial j_2(j_1)}{\partial j_1} \right|_{\hat{j}_1} = 0 &\iff j_1^* = \frac{6k - 9}{14}, \\ (b) \quad \left. \frac{\partial j_2(j_1)}{\partial j_1} \right|_{\hat{j}_1} > 0 &\iff j_1^* > \frac{6k - 9}{14}, \\ (c) \quad \left. \frac{\partial j_2(j_1)}{\partial j_1} \right|_{\hat{j}_1} < 0 &\iff j_1^* < \frac{6k - 9}{14}. \end{aligned}$$

E Proof of Proposition 3

Consumer surplus when Firm 1 has j_1 consumer segments and Firm 2 has j_2 consumer segments is defined as follows:

$$\begin{aligned}
CS(j_1, j_2, k) &= \sum_{i=1}^{j_1} \left[\int_0^{\frac{1}{k}} V - 2t \left[1 - \frac{1}{3} \frac{j_1}{k} - \frac{2}{3} \frac{j_2}{k} - \frac{i}{k} \right] - tx dx \right] \\
&\quad + \int_{\frac{j_1}{k}}^{\frac{1}{2} + \frac{j_1}{3k} - \frac{j_2}{3k}} V - t \left[1 - \frac{4}{3} \frac{j_1}{k} - \frac{2}{3} \frac{j_2}{k} \right] - tx dx + \int_{\frac{1}{2} + \frac{j_1}{3k} - \frac{j_2}{3k}}^{1 - \frac{j_2}{k}} V - t \left[1 - \frac{2}{3} \frac{j_1}{k} - \frac{4}{3} \frac{j_2}{k} \right] - tx dx \\
&\quad + \sum_{i=1}^{j_2} \left[\int_0^{\frac{1}{k}} V - 2t \left[1 - \frac{1}{3} \frac{j_2}{k} - \frac{2}{3} \frac{j_1}{k} - \frac{i}{k} \right] - tx dx \right] \\
&= \sum_{i=1}^{j_1} \frac{1}{k} \left(V - 2t \left[1 - \frac{1}{3} \frac{j_1}{k} - \frac{2}{3} \frac{j_2}{k} - \frac{i}{k} \right] \right) - \frac{j_1 t}{2k^2} \\
&\quad + \sum_{i=1}^{j_2} \frac{1}{k} \left(V - 2t \left[1 - \frac{1}{3} \frac{j_2}{k} - \frac{2}{3} \frac{j_1}{k} - \frac{i}{k} \right] \right) - \frac{j_2 t}{2k^2} \\
&\quad + V \left[1 - \frac{j_2}{k} - \frac{j_1}{k} \right] - \left[\frac{1}{2} - \frac{2j_1}{3k} - \frac{j_2}{3k} \right] t \left[1 - \frac{4}{3} \frac{j_1}{k} - \frac{2}{3} \frac{j_2}{k} \right] \\
&\quad - \left[\frac{1}{2} - \frac{2j_2}{3k} - \frac{j_1}{3k} \right] t \left[1 - \frac{4}{3} \frac{j_2}{k} - \frac{2}{3} \frac{j_1}{k} \right] - t \left[\frac{1}{4} - \frac{1}{9} \frac{j_1 j_2}{k^2} - \frac{7}{18} \frac{j_2^2}{k^2} - \frac{7}{18} \frac{j_1^2}{k^2} \right] \\
&= \frac{j_1}{k} \left[V - 2t \left[1 - \frac{1}{3} \frac{j_1}{k} - \frac{2}{3} \frac{j_2}{k} \right] \right] + \frac{j_1(j_1 + 1)t}{k^2} - \frac{j_1 t}{2k^2} \\
&\quad + \frac{j_2}{k} \left[V - 2t \left[1 - \frac{1}{3} \frac{j_2}{k} - \frac{2}{3} \frac{j_1}{k} \right] \right] + \frac{j_2(j_2 + 1)t}{k^2} - \frac{j_2 t}{2k^2} \\
&\quad + V \left[1 - \frac{j_2}{k} - \frac{j_1}{k} \right] + t \left[-\frac{5}{4} + \frac{1}{3} \frac{j_1}{k} + \frac{1}{3} \frac{j_2}{k} + \frac{5}{6} \frac{j_1^2}{k^2} + \frac{5}{6} \frac{j_2^2}{k^2} - 2 \frac{j_1 j_2}{k^2} \right] \\
&= V + t \left[-\frac{5}{4} + \frac{17}{18} \frac{j_1^2}{k^2} + \frac{17}{18} \frac{j_2^2}{k^2} + \frac{j_1 j_2}{k^2} \right] + \frac{1}{2} \frac{j_1 t}{k^2} + \frac{1}{2} \frac{j_2 t}{k^2}
\end{aligned} \tag{13}$$

When only Firm 1 is informed, $j_2 = 0$, and the expressions reduces to;

$$CS(j_1, k) = V + t \left[-\frac{5}{4} + \frac{17}{18} \frac{j_1^2}{k^2} \right] + \frac{1}{2} \frac{j_1 t}{k^2}.$$

Clearly this function decreases with k and increases with j_1 , which establishes the result. ■

F Proof of Proposition 4

We prove that the optimal partition in equilibrium does not depend on the selling mechanism.

The prices of information under the three selling mechanisms are:

$$p_a(\mathcal{P}_1, \mathcal{P}_2) = \pi_1^{I, NI}(\mathcal{P}_1, \emptyset) - \pi_1^{NI, I}(\emptyset, \mathcal{P}_{ref})$$

$$p_{lp} = \pi_1^{I, NI}(\mathcal{P}_1, \emptyset) - \pi_1^{NI, NI}$$

$$p_{seq} = \pi_1^{I,NI}(\mathcal{P}_1, \emptyset) - \pi_1^{NI,I}(\emptyset, \mathcal{P}_2)$$

It is immediate to see that in each mechanism, the data intermediary chooses \mathcal{P}_1 in order to maximize the profits of Firm 1. Thus, the optimal information partition in equilibrium \mathcal{P}_1^* does not depend on the selling mechanism.

F.1 Characterization of selling mechanisms with dependent partitions

The price of information can be written as:

$$p(j_1, j_2) = \pi_1(j_1) - \bar{\pi}_1(j_2).$$

Suppose that there exist a function f such that j_1 and j_2 can be written: $j_2 = f(j_1)$ and $j_1 = f^{-1}(j_2)$. (for the sake of simplicity we restrict our discussion to functions that are continuous and differentiable).

The price of information can be equivalently written as:

$$p(j_1) = \pi_1(j_1) - \bar{\pi}_1(f(j_1)).$$

$$p(j_2) = \pi_1(f^{-1}(j_2)) - \bar{\pi}_1(j_2).$$

Thus, solving for the optimal values of j_1 we have:

$$\frac{\partial p(j_1)}{\partial j_1} = \frac{\partial \pi_1(j_1)}{\partial j_1} - \frac{\partial \bar{\pi}_1(f(j_1))}{\partial f(j_1)} \frac{\partial f(j_1)}{\partial j_1} = 0.$$

The optimal values of j_1 will thus depend on functions f that vary with the selling mechanism. Solving for the optimal value of j_2 depends on the selling mechanism considered.

The three selling mechanisms belong to a class for which

$$\frac{\partial f(j_1)}{\partial j_1} = \frac{\partial f^{-1}(j_2)}{\partial j_2} = 0$$

F.2 Example of selling mechanisms where partitions are not independent and yet that lead to the same number of consumer segments sold

There exists selling mechanisms where partitions are not independent and that lead to the same optimal value of $j_1^*(k)$. Consider a selling mechanism in which $j_1^*(k) = \frac{6k-9}{14}$. We will prove that it does not necessarily imply that partitions are independent. The price of information can be written:

$$p(j_1, j_2) = \pi_1(j_1) - \bar{\pi}_1(j_2).$$

Consider j_1 and j_2 such that there exists a function f : $j_2 = f(j_1)$. (for the sake of simplicity we restrict our discussion to continuous and differentiable functions).

We can write the price of information:

$$p(j_1) = \pi_1(j_1) - \bar{\pi}_1(f(j_1)).$$

Thus, solving for the optimal value of j_1 we have:

$$\frac{\partial p(j_1)}{\partial j_1} = \frac{\partial \pi_1(j_1)}{\partial j_1} - \frac{\partial \bar{\pi}_1(f(j_1))}{\partial f(j_1)} \frac{\partial f(j_1)}{\partial j_1} = 0.$$

As this selling mechanism verifies $j_1^*(k) = \frac{6k-9}{14}$, we have:

$$\left. \frac{\partial \pi_1(j_1)}{\partial j_1} \right|_{j_1 = \frac{6k-9}{14}} = \left. \frac{\partial \bar{\pi}_1(f(j_1))}{\partial f(j_1)} \right|_{j_1 = \frac{6k-9}{14}} \left. \frac{\partial f(j_1)}{\partial j_1} \right|_{j_1 = \frac{6k-9}{14}} = 0.$$

Thus, either

$$\left. \frac{\partial \bar{\pi}_1(f(j_1))}{\partial f(j_1)} \right|_{j_1 = \frac{6k-9}{14}} = 0$$

or

$$\left. \frac{\partial f(j_1)}{\partial j_1} \right|_{j_1 = \frac{6k-9}{14}} = 0.$$

Necessarily, $\left. \frac{\partial \bar{\pi}_1(f(j_1))}{\partial f(j_1)} \right|_{j_1 = \frac{6k-9}{14}} < 0$ since the profits of an uninformed firm always decrease with the amount of information purchased by the competitor.

Thus $\left. \frac{\partial f(j_1)}{\partial j_1} \right|_{j_1 = \frac{6k-9}{14}} = 0$.

For instance, the data intermediary can commit to selling $j_2(j_1) = f(j_1) = -\frac{j_1^2}{2} + j_1 \frac{6k-9}{14}$, and the number of segments sold in equilibrium is $j_1^*(k) = \frac{6k-9}{14}$. \blacksquare

G Proof of Proposition 5

Data collection

We compare the first derivative of the profits of the data intermediary in the different mechanisms in order to compare the optimal amount of data collected in equilibrium.

$$\frac{\partial p_a^*}{\partial k} = \frac{(19k - 11)t}{28k^3},$$

$$\frac{\partial p_{lp}^*}{\partial k} = \frac{(6k - 9)t}{14k^3},$$

$$\frac{\partial p_{seq}^*}{\partial k} = \frac{(72k - 45)t}{98k^3}.$$

Comparing the derivatives gives us:

$$\frac{\partial p_{seq}^*}{\partial k} > \frac{\partial p_a^*}{\partial k} > \frac{\partial p_{lp}^*}{\partial k}.$$

From the convexity of the cost function, it is straightforward to show that:

$$k_{seq} > k_a > k_{lp}$$

Consumer surplus

Prices when the data intermediary sells j segments of information to Firm 1 are provided in Appendix F:

- *Firm 1 captures all demand on each segment $i = 1, \dots, j$, and:*

$$p_{1i} = 2t[1 - \frac{i}{k} - \frac{1}{3} \frac{j}{k}].$$

- *Firms compete on the segment of unidentified consumers, and the prices are:*

$$p_1 = t[1 - \frac{4}{3} \frac{j}{k}], \quad \text{and} \quad p_2 = t[1 - \frac{2}{3} \frac{j}{k}].$$

We need to compute demands in order to find consumer surplus. Firm 1 is a monopolist on the first j segments of size $\frac{1}{k}$. Demand is $\frac{1}{k}$ on each segment.

On the segment of unidentified consumers, where firms compete, the indifferent consumer is characterized by

$$\tilde{x} = \frac{p_2 - p_1 + t}{2t} + \frac{j}{k} \implies \tilde{x} = \frac{4}{3} \frac{j}{k}$$

As $j^* = \frac{6k-9}{14}$, $\tilde{x}^* = \frac{4k-12}{7k}$.

We can write consumer surplus in equilibrium:

$$\begin{aligned}
CS(k) &= \sum_{i=1}^{j^*} \left[\int_0^{\frac{1}{k}} V - 2t \left[1 - \frac{1}{3} \frac{j}{k} \right] + \frac{t}{k} + \frac{it}{k} - tx dx \right] \\
&\quad + \int_{\frac{j^*}{k}}^{\frac{1}{2} + \frac{j^*}{3k}} V - t \left[1 - \frac{4}{3} \frac{j^*}{k} \right] - tx dx + \int_0^{\frac{1}{2} - \frac{j^*}{3k}} V - t \left[1 - \frac{2}{3} \frac{j^*}{k} \right] - tx dx \\
&= \sum_{i=0}^{j^*-1} \frac{1}{k} \left[V - 2t \left[1 - \frac{1}{3} \frac{j^*}{k} \right] + \frac{t}{k} + \frac{it}{k} \right] - \frac{j^* t}{2k^2} \\
&\quad + V \left[1 - \frac{j^*}{k} \right] - \left[\frac{1}{2} - \frac{2j^*}{3k} \right] \left[t - \frac{4}{3} \frac{j^* t}{k} \right] - \frac{t}{2} \left[\frac{1}{4} - \frac{8}{9} \frac{j^{*2}}{k^2} + \frac{j^*}{3k} \right] \\
&\quad - \left[\frac{1}{2} - \frac{j^*}{3k} \right] \left[t - \frac{2}{3} \frac{j^* t}{k} \right] - \frac{t}{2} \left[\frac{1}{2} - \frac{1}{3} \frac{j^*}{k} \right]^2 \\
&= \frac{j^*}{k} \left[V - 2t \left[1 - \frac{1}{3} \frac{j^*}{k} \right] + \frac{t}{k} \right] + \frac{j^* (j^* - 1) t}{k^2} - \frac{j^* t}{2k^2} \\
&\quad + V \left[1 - \frac{j^*}{k} \right] - \frac{t}{2} \left[1 + \frac{16j^{*2}}{9k^2} - \frac{8j^*}{3k} \right] - \frac{t}{2} \left[\frac{1}{4} - \frac{8}{9} \frac{j^{*2}}{k^2} + \frac{j^*}{3k} \right] \\
&\quad - \frac{t}{2} \left[1 + \frac{4}{9} \frac{j^{*2}}{k^2} - \frac{4j^*}{3k} \right] - \frac{t}{2} \left[\frac{1}{4} - \frac{1}{3} \frac{j^*}{k} + \frac{j^{*2}}{9k^2} \right] \\
&= V - \frac{2j^* t}{k} - \frac{j^* t}{2k^2} + \frac{2j^{*2} t}{3k^2} \\
&\quad - \frac{5t}{4} + 2t \frac{j^*}{k} - \frac{13t}{18} \frac{j^{*2}}{k^2} \\
&= V - \frac{5t}{4} - \frac{j^* t}{2k^2} - \frac{7j^{*2} t}{18k^2} \\
&= - \frac{(170k^2 - 144k - 9)t - 56Vk^2}{56k^2}
\end{aligned} \tag{14}$$

Consider now the first degree derivative of consumer surplus with respect to k :

$$\frac{\partial CS(k)}{\partial k} = - \frac{4032k + 9t}{28k^3}$$

This is always negative for $k \geq 0$, and thus consumer surplus decreases with information precision. ■

H Proof of Proposition 6

We compare the profits of the data intermediary in the different selling mechanisms. The profits of the firms depending on the information partition are the following:

- Profits without information are those in the standard Hotelling competition model:

$$\pi^{NI, NI} = \frac{t}{2}.$$

- Profit of Firm 1 with j segments of information is:

$$\pi_1^* = \frac{t}{2} + \frac{2jt}{3k} - \frac{7t}{9} \frac{j^2}{k^2} - \frac{tj}{k^2}$$

- Plugging the optimal number of consumer segments $j_1^*(k) = \frac{6k-9}{14}$, we obtain:

$$\pi^{I,NI}(j_1^*, \emptyset) = \frac{(18k^2 - 12k + 9)t}{28k^2}.$$

- Similarly, the profit of uninformed Firm 1 when facing Firm 2 informed with j segments of information is:

$$\pi^* = \frac{t}{2} + \frac{2t}{9} \frac{j^2}{k^2} - \frac{2}{3} \frac{jt}{k}$$

- When plugging the optimal number of consumer segments $j_1^*(k) = \frac{6k-9}{14}$ we obtain:

$$\pi^{NI,I}(\emptyset, j_1^*) = \frac{(25k^2 + 30k + 9)t}{98k^2}.$$

- Finally, the profit of an uninformed firm facing a competitor informed with k information segments is provided in [Liu and Serfes \(2004\)](#):

$$\pi^{NI,I}(\emptyset, \mathcal{P}_{ref}) = \frac{(k^2 + 2k + 1)t}{8k^2}.$$

Profits of the data intermediary under the three selling mechanisms are found directly from these values:

$$p_a^* = \pi^{I,NI}(j_1^*, \emptyset) - \pi^{NI,I}(\emptyset, \mathcal{P}_{ref}) = \frac{(29k^2 - 38k + 11)t}{56k^2}$$

$$p_{lp}^* = \pi^{I,NI}(j_1^*, \emptyset) - \pi^{NI,NI} = \frac{(4k^2 - 12k + 9)t}{28k^2}$$

$$p_{seq} = \pi^{I,NI}(j_1^*, \emptyset) - \pi^{NI,I}(\emptyset, j_1^*) = \frac{(76k^2 - 144k + 45)t}{196k^2}$$

Direct comparison of the profits provides the ranking of Proposition 6. ■

I Proof of Proposition 7

We focus on information partitions where the data intermediary sells to each firm all consumer segments closest to its location, up to a cutoff point after which no consumer segment is sold. Equivalently, we could directly assume that the optimal partition has the same structure than when the data intermediary sells information to only one firm.

We show that the three selling mechanisms are equivalent when the data intermediary sells information to both firms.

Under the auction mechanism, the data intermediary simultaneously auctions partitions j_1^{both} customized for Firm 1 in auction 1, and j_2^{both} customized for Firm 2 in auction 2. Firm 1 (Firm 2) can bid in the two auctions but is only interested in partition j_1^{both} (j_2^{both}). Since both firms are guaranteed to obtain their preferred partition, they will underbid in both auctions from their true valuation. To avoid underbidding, the data intermediary respectively sets reserve prices w_1 and w_2 that correspond to the willingness to pay of Firm 1 for j_1^{both} and of Firm 2 for j_2^{both} . Since partition j_2^{both} is optimal for Firm 2, Firm 1 will not bid above w_2 in the auction for j_2^{both} and similarly Firm 2 will not bid above w_1 in the auction for j_1^{both} . Thus, the subgame perfect equilibrium is characterized by the following strategies: Firm 1 bids the reserve price w_1 for j_1^{both} , and Firm 2 bids the reserve price w_2 for j_2^{both} . We will show in Appendix J that in equilibrium partitions are symmetric: $j_1 = j_2$. The data intermediary will set in the two auctions reserve prices equal to the willingness to pay of each firm $p_{both} = w_1 = w_2$.

Under sequential bargaining, the problem is simplified by the fact that there is no discount factor, and no first mover advantage since the data intermediary sells to both firms. Thus the data intermediary has no incentive to favour one firm instead of the other, and will choose identical partitions. In this situation, the data intermediary sequentially proposes to Firm 1 partition j_1^{both} at price p_{both} , and to Firm 2 partition j_2^{both} at price p_{both} . Thus, in equilibrium, both firms purchase information at price p_{both} .

With list prices, the data intermediary posts two partitions tailored to each firm, composed of j^{both} segments of information at price p_{both} . A firm, say Firm 1 (the reasoning will be similar for Firm 2), thus either purchases information and makes profits equal to $\pi_1(j^{both})$. Or it remains uninformed, competes with Firm 2 informed with j^{both} segments, and makes profits equal to $\bar{\pi}_1(j^{both})$. In the only subgame perfect equilibrium of this game, it is easy to show that both firms purchase information at price $p_{both} = \pi_1(j^{both}) - \bar{\pi}_1(j^{both})$. Thus the profit of the data intermediary when selling information to both firms is $\Pi_{both}(k) = 2p_{both} - c(k)$. ■

J Proofs of Propositions 8 and 9

We characterize the equilibrium profits, information partitions and surplus when the data intermediary sells information to Firm 1 and to Firm 2. We first derive the interior solution with $j, j' \in [0, \frac{k}{2}]$, which we will compare with the corner solution where all information is sold to both firms. We compute in step 1 prices and demands, and in step 2 we give the profits. We solve for equilibrium prices and profits in equilibrium in step 3. Finally we show that selling all information is optimal for the data intermediary.

Step 1: prices and demands.

Firm $\theta = 1, 2$ sets a price $p_{\theta i}$ for each segment of size $\frac{1}{k}$, and a unique price p_{θ} on the rest of the unit line. The demand for Firm θ on type A segments is $d_{\theta i} = \frac{1}{k}$. The corresponding prices are computed using the indifferent consumer located on the right extremity of the segment, $\frac{i}{k}$. For Firm 1:

$$\begin{aligned}
V - t \frac{i}{k} - p_{1i} &= V - t(1 - \frac{i}{k}) - p_2 \\
\implies \frac{i}{k} &= \frac{p_2 - p_{1i} + t}{2t} \\
\implies p_{1i} &= p_2 + t - 2t \frac{i}{k}.
\end{aligned}$$

p_2 is the price set by Firm 2 on interval $[0, \frac{j'}{k}]$ where it cannot identify consumers. Prices set by Firm 2 on segments in interval $[\frac{j'}{k}, 1]$ are:

$$p_{2i} = p_1 + t - 2t \frac{i}{k}.$$

Let denote d_1 the demand for Firm 1 (resp. d_2 the demand for Firm 2) where firms compete. d_1 is found in a similar way as when information is sold to one firm, which gives us $d_1 = \frac{p_2 - p_1 + t}{2t} - \frac{j}{k}$ (resp. $d_2 = 1 - \frac{j'}{k} - \frac{p_2 - p_1 + t}{2t}$).

Step 2: profits of the firms.

The profits of the firms are:

$$\begin{aligned}
\pi_1 &= \sum_{i=1}^j d_{1i} p_{1i} + d_1 p_1 = \sum_{i=1}^j \frac{1}{k} (p_2 + t - 2t \frac{i}{k}) + (\frac{p_2 - p_1 + t}{2t} - \frac{j}{k}) p_1, \\
\pi_2 &= \sum_{i=1}^{j'} d_{2i} p_{2i} + d_2 p_2 = \sum_{i=1}^j \frac{1}{k} (p_1 + t - 2t \frac{i}{k}) + (\frac{p_1 - p_2 + t}{2t} - \frac{j'}{k}) p_2.
\end{aligned}$$

Step 3: prices, demands and profits in equilibrium.

We now compute the optimal prices and demands, using first-order conditions on π_θ with respect to p_θ . Prices in equilibrium are:

$$\begin{aligned}
p_1 &= t[1 - \frac{2}{3} \frac{j'}{k} - \frac{4}{3} \frac{j}{k}], \\
p_2 &= t[1 - \frac{2}{3} \frac{j}{k} - \frac{4}{3} \frac{j'}{k}].
\end{aligned}$$

Replacing these values in the above demands and prices gives:

$$\begin{aligned}
p_{1i} &= 2t - \frac{4}{3} \frac{j't}{k} - \frac{2}{3} \frac{jt}{k} - 2 \frac{it}{k}, \\
p_{2i} &= 2t - \frac{4}{3} \frac{jt}{k} - \frac{2}{3} \frac{j't}{k} - 2 \frac{it}{k}.
\end{aligned}$$

and

$$\begin{aligned}
d_1 &= \frac{1}{2} - \frac{2}{3} \frac{j}{k} - \frac{1}{3} \frac{j'}{k}, \\
d_2 &= \frac{4}{3} \frac{j'}{k} - \frac{1}{2} - \frac{1}{3} \frac{j}{k}.
\end{aligned}$$

Profits are:

$$\begin{aligned}\pi_1^* &= \sum_{i=1}^j \frac{2t}{k} \left[1 - \frac{i}{k} - \frac{1}{3} \frac{j}{k} - \frac{2}{3} \frac{j'}{k}\right] + \left(\frac{1}{2} - \frac{2}{3} \frac{j}{k} - \frac{1}{3} \frac{j'}{k}\right) t \left[1 - \frac{2}{3} \frac{j'}{k} - \frac{4}{3} \frac{j}{k}\right] \\ &= \frac{t}{2} - \frac{7}{9} \frac{j^2 t}{k^2} + \frac{2}{9} \frac{j'^2 t}{k^2} - \frac{4}{9} \frac{j j' t}{k^2} + \frac{2}{3} \frac{j t}{k} - \frac{2}{3} \frac{j' t}{k} - \frac{j t}{k^2}.\end{aligned}$$

$$\begin{aligned}\pi_2^* &= \sum_{i=1}^{j'} \frac{2t}{k} \left[1 - \frac{i}{k} - \frac{1}{3} \frac{j'}{k} - \frac{2}{3} \frac{j}{k}\right] + \left(\frac{1}{2} - \frac{2}{3} \frac{j'}{k} - \frac{1}{3} \frac{j}{k}\right) t \left[1 - \frac{2}{3} \frac{j}{k} - \frac{4}{3} \frac{j'}{k}\right] \\ &= \frac{t}{2} - \frac{7}{9} \frac{j'^2 t}{k^2} + \frac{2}{9} \frac{j^2 t}{k^2} - \frac{4}{9} \frac{j j' t}{k^2} + \frac{2}{3} \frac{j' t}{k} - \frac{2}{3} \frac{j t}{k} - \frac{j' t}{k^2}.\end{aligned}$$

The data intermediary maximizes the following profit function:

$$\begin{aligned}\Pi_2(j, j') &= (\pi_1^{I,I}(j, j') - \pi_1^{NI,I}(\emptyset, j')) + (\pi_2^{I,I}(j, j') - \pi_2^{NI,I}(\emptyset, j)) \\ &= -\frac{7}{9} \frac{j'^2 t}{k^2} - \frac{4}{9} \frac{j j' t}{k^2} + \frac{2}{3} \frac{j' t}{k} - \frac{j' t}{k^2} - \frac{7}{9} \frac{j^2 t}{k^2} - \frac{4}{9} \frac{j j' t}{k^2} + \frac{2}{3} \frac{j t}{k} - \frac{j t}{k^2}.\end{aligned}$$

At this stage, straightforward FOCs with respect to j and j' confirm that, in equilibrium, $j = j'$. The fact that the solution is a maximum is directly found using the determinant of the Hessian matrix.

The profit of the data intermediary when both firms are informed with partitions $j = j' \in [0, \frac{k}{2}]$ is:

$$\Pi_2(j) = 2w_2 = 2\left[\frac{2jt}{3k} - \frac{11j^2t}{9k^2} - \frac{jt}{k^2}\right].$$

FOC on j leads to $j_2^* = \frac{6k-9}{22}$ and:

$$\Pi_2^* = \frac{2t}{11} - \frac{6t}{11k} + \frac{9t}{22k^2}.$$

We can write the profit of the data intermediary in the corner solution where all information is sold by replacing j, j' by $\frac{k}{2}$ to obtain firms' profits when both firms are informed ($\pi^{I,I}(k, k) = \frac{t}{4} - \frac{t}{2k}$), and by considering the profits of an uninformed firm facing a competitor informed with all data, given in [Liu and Serfes \(2004\)](#) ($\pi^{NI,I}(\emptyset, k) = \frac{t}{8} + \frac{t}{4k} + \frac{t}{8k^2}$).

$$\Pi_2^{all} = \frac{t}{4} - \frac{3t}{2k} - \frac{t}{4k^2}.$$

Profits are higher with the corner solution where all information is sold than with the interior solution, and the data intermediary sells all information to both firms. The overall profits of the data intermediary are:

$$\Pi_{both}(k) = \frac{t}{4} - \frac{3t}{2k} - \frac{t}{4k^2} - c(k).$$

and the first-degree derivative of the profit function with respect to k is:

$$\frac{3t}{2k^2} + \frac{2t}{4k^3} - c'(k).$$

Finally, consumer surplus in this case is

$$V - \frac{19t}{36} + \frac{t}{2k}.$$

Straightforward comparisons with the values in Appendix H lead to the rankings in Proposition 8 and 9 ■

K Proof of Proposition 10

We characterize the equilibrium under second-price auctions.

The willingness to pay of firms when the data intermediary auctions information j_1^{a2} to Firm 1 and j_2^{a2} to Firm 2 are:

$$\begin{cases} \pi_1(j_1^{a2}) - \bar{\pi}_1(j_2^{a2}), \\ \pi_2(j_2^{a2}) - \bar{\pi}_2(j_1^{a2}) \end{cases}$$

We show that in equilibrium $j_1^{a2} = j_2^{a2}$.

Assume $\pi_1(j_1^{a2}) - \bar{\pi}_1(j_2^{a2}) > \pi_2(j_2^{a2}) - \bar{\pi}_2(j_1^{a2})$ (the other case is solved similarly).

- If $j_1^{a2} > j_2^{a2}$: $\pi_2(j_2^{a2}) - \bar{\pi}_2(j_1^{a2})$ increases when j_2^{a2} increases.
- If $j_1^{a2} < j_2^{a2}$: $\pi_2(j_2^{a2}) - \bar{\pi}_2(j_1^{a2})$ increases when j_1^{a2} increases

Thus the data intermediary chooses $j_1^{a2} = j_2^{a2}$.

This implies that

$$p_{a2} = -\frac{((3j_1^{alt2} - 4j_1^{a2})k + 3j_1^{a2})t}{3k}$$

Maximizing p_{a2} with respect to j_1^{a2} and using the FOC give:

$$j_1^{alt*} = \frac{4k - 3}{6},$$

$$p_{a2}^* = \frac{4t}{9} - \frac{2t}{3k} + \frac{t}{9k^2}$$

and

$$\frac{\partial p_{a2}^*}{\partial k} = \frac{(6k - 2)t}{9k^3}.$$

The equality of profits, surplus, and optimal data collection, as well as their relative value with other selling mechanisms is then straightforward. ■

L Proof of Proposition 11

See the proofs of Propositions 5 and 6.

M Characterization of the equilibrium with price caps

We prove that data collection decreases when the price cap decreases. We note \bar{p} the highest price of information allowed by the regulator. The claims are the following:

- (a) Regardless of the selling mechanism, the amount of data collected by the data intermediary decreases with the value of the price cap \bar{p} .
- (b) The data intermediary will sell information to both firms if $\bar{p} \leq 2p_{both}$.

Consider a binding price cap. Then the profits of the data intermediary are:

$$\Pi(k) = \bar{p} - c(k)$$

The optimal value of k is such that $p(k^*) = \bar{p}$. Indeed, if $k > k^*$, then costs increase but the price of information does not change as the price cap is binding.

If $k < k^*$ profits are below the constrained optimal as the data intermediary can increase Π by increasing k .

As $p(k)$ increases in k (see Appendix G), the lower the \bar{p} the lower the k .

Consider now a binding price cap \bar{p} .

If $\bar{p} \geq 2p_{both}$, the data intermediary uses auction as it is the only selling mechanism allowing to reach the highest profit possible: $\max\{p_a, \bar{p}\}$.

If $\bar{p} \leq 2p_{both}$, selling information to both firms is always more profitable because twice the maximal value of \bar{p} can always be sold.

Working Papers of the Center of Economic Research at ETH Zurich

(PDF-files of the Working Papers can be downloaded at www.cer.ethz.ch/research/working-papers.html).

- 22/367 D. Bounie, A. Dubus, P. Waelbroeck
Market for Information and Selling Mechanisms
- 22/366 N. Kumar, N. Kumar Raut, S. Srinivasan
Herd behavior in the choice of motorcycles: Evidence from Nepal
- 21/365 E. Komarov
Capital Flows and Endogenous Growth
- 21/364 L. Bretschger, A. Jo
Complementarity between labor and energy: A firm-level analysis
- 21/363 J. A. Bingler, C. Colesanti Senni, P. Monnin
Climate Transition Risk Metrics: Understanding Convergence and Divergence across Firms and Providers
- 21/362 S. Rausch, H. Yonezawa
Green Technology Policies versus Carbon Pricing: An Intergenerational Perspective
- 21/361 F. Landis, G. Fredriksson, S. Rausch
Between- and Within-Country Distributional Impacts from Harmonizing Carbon Prices in the EU
- 21/360 O. Kalsbach, S. Rausch
Pricing Carbon in a Multi-Sector Economy with Social Discounting
- 21/359 S. Houde, T. Wekhof
The Narrative of the Energy Efficiency Gap
- 21/358 F. Böser, H. Gersbach
Leverage Constraints and Bank Monitoring: Bank Regulation versus Monetary Policy
- 21/357 F. Böser
Monetary Policy under Subjective Beliefs of Banks: Optimal Central Bank Collateral Requirements
- 21/356 D. Cerruti, M. Filippini
Speed limits and vehicle accidents in built-up areas: The impact of 30 km/h zones
- 21/355 A. Miftakhova, C. Renoir
Economic Growth and Equity in Anticipation of Climate Policy

- 21/354 F. Böser, C. Colesanti Senni
CAROs: Climate Risk-Adjusted Refinancing Operations
- 21/353 M. Filippini, N. Kumar, S. Srinivasan
Behavioral Anomalies and Fuel Efficiency: Evidence from Motorcycles in Nepal
- 21/352 V. Angst, C. Colesanti Senni, M. Maibach, M. Peter, N. Reidt, R. van Nieuwkoop
Economic impacts of decarbonizing the Swiss passenger transport sector
- 21/351 N. Reidt
Climate Policies and Labor Markets in Developing Countries
- 21/350 V. Britz, H. Gersbach
Pendular Voting
- 21/349 E. Grieg
Public opinion and special interests in American environmental politics
- 21/348 N. Ritter, J. A. Bingle
Do homo sapiens know their prices? Insights on dysfunctional price mechanisms from a large field experiment
- 20/347 C. Daminato, M. Filippini, F. Hauffer
Personalized Digital Information and Tax-favoured Retirement Savings: Quasi-experimental Evidence from Administrative Data
- 20/346 V. Britz, H. Gersbach
Open Rule Legislative Bargaining
- 20/345 A. Brausmann, E. Grieg
Resource Discoveries and the Political Survival of Dictators
- 20/344 A. Jo
The Elasticity of Substitution between Clean and Dirty Energy with Technological Bias
- 20/343 I. van den Bijgaart, D. Cerruti
The effect of information on market activity; evidence from vehicle recalls
- 20/342 H. Gersbach, R. Wattenhofer
A Minting Mold for the eFranc: A Policy Paper
- 20/341 L. Bretschger
Getting the Costs of Environmental Protection Right
- 20/340 J. A. Bingle, C. Colesanti Senni
Taming the Green Swan: How to improve climate-related financial risk assessments

- 20/339 M. Arvaniti, T. Sjögren
Temptation in Consumption and Optimal Redistributive Taxation
- 20/338 M. Filippini, S. Srinivasan
Voluntary adoption of environmental standards and limited attention: Evidence from the food and beverage industry in Vietnam
- 20/337 F. Böser, C. Colesanti Senni
Emission-based Interest Rates and the Transition to a Low-carbon Economy
- 20/336 L. Bretschger, E. Grieg, P. J.J. Welfens, T. Xiong
Corona Fatality Development and the Environment: Empirical Evidence for OECD Countries
- 20/335 M. Arvaniti, W. Habla
The Political Economy of Negotiating International Carbon Markets
- 20/334 N. Boogen, C. Daminato, M. Filippini, A. Obrist
Can Information about Energy Costs Affect Consumers Choices? Evidence from a Field Experiment
- 20/333 M. Filippini, N. Kumar, S. Srinivasan
Nudging the Adoption of Fuel-Efficient Vehicles: Evidence from a Stated Choice Experiment in Nepal
- 20/332 L. Bretschger, E. Grieg
Exiting the fossil world: The effects of fuel taxation in the UK
- 20/331 H. Gersbach, E. Komarov
Research Bubbles
- 20/330 E. V. Dioikitopoulos, C. Karydas
Sustainability traps: patience and innovation
- 19/329 M. Arvaniti, C. K. Krishnamurthy, A. Crepin
Time-consistent resource management with regime shifts
- 19/328 L. Bretschger, K. Pittel
Twenty Key Questions in Environmental and Resource Economics
- 19/327 C. Karydas, A. Xepapadeas
Climate change financial risks: pricing and portfolio allocation