

Dang, Hai-Anh; Trinh, Trong-Anh; Verme, Paolo

Working Paper

Do Refugees with Better Mental Health Better Integrate? Evidence from the Building a New Life in Australia Longitudinal Survey

IZA Discussion Papers, No. 14766

Provided in Cooperation with:

IZA – Institute of Labor Economics

Suggested Citation: Dang, Hai-Anh; Trinh, Trong-Anh; Verme, Paolo (2021) : Do Refugees with Better Mental Health Better Integrate? Evidence from the Building a New Life in Australia Longitudinal Survey, IZA Discussion Papers, No. 14766, Institute of Labor Economics (IZA), Bonn

This Version is available at:

<https://hdl.handle.net/10419/250427>

Standard-Nutzungsbedingungen:

Die Dokumente auf EconStor dürfen zu eigenen wissenschaftlichen Zwecken und zum Privatgebrauch gespeichert und kopiert werden.

Sie dürfen die Dokumente nicht für öffentliche oder kommerzielle Zwecke vervielfältigen, öffentlich ausstellen, öffentlich zugänglich machen, vertreiben oder anderweitig nutzen.

Sofern die Verfasser die Dokumente unter Open-Content-Lizenzen (insbesondere CC-Lizenzen) zur Verfügung gestellt haben sollten, gelten abweichend von diesen Nutzungsbedingungen die in der dort genannten Lizenz gewährten Nutzungsrechte.

Terms of use:

Documents in EconStor may be saved and copied for your personal and scholarly purposes.

You are not to copy documents for public or commercial purposes, to exhibit the documents publicly, to make them publicly available on the internet, or to distribute or otherwise use the documents in public.

If the documents have been made available under an Open Content Licence (especially Creative Commons Licences), you may exercise further usage rights as specified in the indicated licence.

DISCUSSION PAPER SERIES

IZA DP No. 14766

**Do Refugees with Better Mental Health
Better Integrate?
Evidence from the Building a New Life in
Australia Longitudinal Survey**

Hai-Anh H. Dang
Trong-Anh Trinh
Paolo Verme

OCTOBER 2021

DISCUSSION PAPER SERIES

IZA DP No. 14766

Do Refugees with Better Mental Health Better Integrate? Evidence from the Building a New Life in Australia Longitudinal Survey

Hai-Anh H. Dang

*World Bank, IZA, Indiana University,
Vietnam National University and Vietnam
Academy of Social Sciences*

Trong-Anh Trinh

World Bank and University of Melbourne

Paolo Verme

World Bank

OCTOBER 2021

Any opinions expressed in this paper are those of the author(s) and not those of IZA. Research published in this series may include views on policy, but IZA takes no institutional policy positions. The IZA research network is committed to the IZA Guiding Principles of Research Integrity.

The IZA Institute of Labor Economics is an independent economic research institute that conducts research in labor economics and offers evidence-based policy advice on labor market issues. Supported by the Deutsche Post Foundation, IZA runs the world's largest network of economists, whose research aims to provide answers to the global labor market challenges of our time. Our key objective is to build bridges between academic research, policymakers and society.

IZA Discussion Papers often represent preliminary work and are circulated to encourage discussion. Citation of such a paper should account for its provisional character. A revised version may be available directly from the author.

ISSN: 2365-9793

IZA – Institute of Labor Economics

Schaumburg-Lippe-Straße 5–9
53113 Bonn, Germany

Phone: +49-228-3894-0
Email: publications@iza.org

www.iza.org

ABSTRACT

Do Refugees with Better Mental Health Better Integrate? Evidence from the Building a New Life in Australia Longitudinal Survey*

Hardly any evidence currently exists on the causal effects of mental illness on refugee labor market outcomes. We offer the first study on this topic in the context of Australia, one of the host countries with the largest number of refugees per capita in the world. Analyzing the Building a *New Life in Australia* longitudinal survey, we exploit the variations in traumatic experiences of refugees interacted with time as an instrument for refugee mental health. We find that worse mental health, as measured by a one standard deviation increase in the Kessler mental health score, reduces the probability of employment by 14.1% and labor income by 26.8%. We also find some evidence of adverse impacts of refugees' mental illness on their children's mental health and education performance. These effects appear more pronounced for refugees that newly arrive or are without social networks, but they may be ameliorated with government support. Our findings suggest that policies that target refugees' mental health may offer a new channel to improve their labor market outcomes.

JEL Classification: I15, J15, J21, J61, O15

Keywords: refugees, mental health, labor outcomes, instrumental variable, BNLA longitudinal survey, Australia

Corresponding author:

Hai-Anh H. Dang
Data Production & Methods Unit Development Data Group
World Bank
1818 H St. N.W.
Washington, D.C. 20433
USA
E-mail: hdang@worldbank.org

* We would like to thank Paul Anand, Jere Behrman, Kosali Simon, and seminar participants at the World Bank for helpful feedback on earlier versions. This work is part of the World Bank-UNHCR research program "Building the Evidence on Protracted Forced Displacement: A Multi-Stakeholder Partnership" and received additional funding from the Knowledge for Change (KCP) program. Both programs are funded by the UK Foreign, Commonwealth and Development Office and managed by the World Bank.

1. Introduction

The number of forcibly displaced persons worldwide has steadily increased by over 100% over the past three decades, reaching 82.4 million (or more than 1% of the world population) at the end of 2020. About one-third of this figure are refugees.¹ One thorny issue faced by host countries, richer and poorer alike, is the low employment rate of refugees compared with those of citizens and other immigrants (Dustmann *et al.*, 2017), a phenomenon that can persist even in the long run (Brell, Dustmann, and Preston, 2020). Lack of refugee integration not only generates substantial financial costs for the host country but can lead to other social issues such as increased crime levels and reduced schooling outcomes of children in the host population (Piopiunik and Ruhose, 2017; Di Maio and Nisticò, 2019). As such, policies that improve the labor market outcomes of refugees can lead to increased returns for both refugees and their hosts.

Poor mental health has been shown to have detrimental impact on labor market outcomes (e.g., Chatterji, Alegria, and Takeuchi, 2011). Since mental health is an important component of an individual's stock of human capital, mental illness may impair individuals' ability to obtain employment and maintain their earnings, by affecting factors such as productivity, motivation, and social relationships (Heckman, Stixrud, and Urzua, 2006; Cunha and Heckman, 2007). Having experienced conflicts and persecution first-hand, refugees are especially vulnerable to mental health issues. More than one-fifth of refugees are estimated to suffer from anxiety, depression, or post-traumatic stress disorder (PTSD), and forced migrants could be 10 times more likely to have mental health issues compared to the local population (Fazel *et al.*, 2012; Bogic, Njoku, and Priebe, 2015).

In this paper, we analyze rich data on refugees from the *Building a New Life in Australia* (BNLA) longitudinal survey, which is also the largest survey of humanitarian migrants in

¹ <https://www.unhcr.org/figures-at-a-glance.html> and UNHCR (2020).

Australia.² We investigate the causal impact of mental illness on labor market outcomes for refugees, employing an instrumental variable model with fixed-effects (IV-FE) that allows us to address various econometric issues such as endogeneity and reverse causality (i.e., while a mentally healthier refugee is more likely to be employed, being unemployed may deteriorate their mental health status). We instrument for mental health with the interaction term between past trauma exposure and a year dummy variable indicating the time period after arrival. This choice of instrument is motivated by insights from a large number of studies in the epidemiological literature that show a strong relationship between pre-displacement trauma and post-displacement mental health (Fazel *et al.*, 2012) and that trauma-related mental illness tends to diminish over time (Steel *et al.*, 2002).

We find that worse mental health, as measured by a one standard deviation increase in the Kessler Psychological Distress Scale, decreases the probability of employment (conditional on being in the labor force) by 14.1% (6.4 percentage points), and weekly labor income by 26.8% (\$192 Australian dollars). We also find that refugees with worse mental health are more likely to be out of the labor force or to work in lower-quality jobs (e.g., jobs with low skills level or in agriculture), and are less satisfied with their life. There is some evidence of negative externalities on their family members regarding their partners' life satisfaction and their children's mental health status and school performance. But these effects appear stronger for newly arrived refugees and less pronounced for those who have stronger social networks or receive benefits from the government.

Our study advances the existing literature in several ways. We contribute to the literature on the economic integration of refugees in host countries.³ Previous research has identified a number of important factors that influence refugee integration, such as proficiency in the

² We use the term humanitarian migrants and refugees interchangeably in this paper given most respondents of the BNLA survey are refugees (more than 70%).

³ See Brell *et al.* (2020) and Verme and Schuettler (2021) for recent reviews of the impact of forced migration on host communities.

language of the receiving country (e.g., Clausen *et al.*, 2009; Lochmann, Rapoport, and Speciale, 2019) and social networks (e.g., Beaman, 2012; Dagnelie, Mayda, and Maystadt, 2019). Yet, to our knowledge, no study investigates the causal impact of mental health on labor market outcomes of refugees.⁴ Incidentally, we also contribute to the small literature on the outcomes of refugees' children, which is constrained by data limitations (e.g., Åslund *et al.*, 2011; Akbulut-Yuksel and Yuksel, 2015).

Specifically, we provide the first study to examine the relationship between mental health and labor market outcomes in the context of Australia, which offers a uniquely interesting case study. The country has a long tradition of resettling humanitarian migrants through its Humanitarian Programme—which is the world's second largest resettlement program managed in collaboration with the UNHCR (behind only the United States). However, the living conditions of humanitarian migrants are not comparable to the general population. In particular, the refugee employment rate is around 23%, with a gap of up to 55 percentage points compared to the citizens' employment rate (Brell *et al.*, 2020).

Our findings add to a broader literature that examines how policy interventions affect immigrants' labor market outcomes. For instance, LoPalo (2019) shows that receiving welfare benefits has no significant effect on refugee employment in the United States, although it leads to an increase in their wages in the long run. Agersnap, Jensen, and Kleven (2020) find that welfare generosity can attract migrants and estimate the elasticity of migration with respect to benefits to be 1.3. On the other hand, Arendt *et al.* (2021) show that reform on improving Danish language training could have positive effect on refugees' employment and earnings, improve the secondary school completion rate, and reduce the probability of crime for their

⁴ Some studies casually examine the relationship between refugee mental health and their labor market outcomes. For example, Connor (2010) finds no correlation between reporting sadness/depression and employment outcomes in the United States. Ruiz and Vargas-Silva (2018) show that refugees are 2.8 percentage points more likely to report a mental health problem in the United Kingdom, which may be one of the contributing factors for their worse labor market outcomes compared to citizens and other migrants.

male children. By examining the little explored relationship between mental health and labor market outcomes of refugees, our paper offers valuable insights for health and labor policies, in Australia and elsewhere, that aim at better integrating refugees into host countries.

This paper consists of five sections. We present in the next section the country background (Section 2.1) and provide a brief description of the data (Section 2.2) before discussing the empirical strategy in Section 3. We subsequently present in Section 4 the main estimation results (Section 4.1), various robustness checks (Section 4.2), and a heterogeneity analysis (Section 4.3). We conclude in Section 5.

2. Country background and data

2.1. Country background

Australia is one of 22 UNHCR resettlement countries that provides physical and legal protection for those living in perilous situations or have specific needs that cannot be addressed in the country of origin and will allow for them to become naturalized citizens. The country has a long tradition of resettling humanitarian migrants through its Humanitarian Programme—the world’s second largest resettlement program with the UNHCR (behind only the United States)—and Australia hosts the largest number of refugees per capita in the world (Kenny, 2015). Australia had resettled more than 880,000 people through its Humanitarian Program between 1947 and 2019 (Shergold, Benson, and Piper, 2019). The program classifies those who seek resettlement in Australia into three categories: (i) refugees (those who meet the UNHCR definition of a refugee); (ii) special humanitarians (those who do not precisely fit the UNHCR standard but are still under threat of persecution and have family in Australia); and

(iii) asylum seekers (those who arrive in Australia and subsequently are granted refugee status).⁵

Over the past few decades, Australia's two leading political parties, the Liberal-National coalition and the Labor parties, have supported increasingly severe deterrence measures in an attempt to stem the flow of asylum seekers. Consequently, the share of recognized refugees is relatively low (around 3%) compared to the overall migrant intake (Phillips and Simon-Davies, 2016), and Australia is far behind other Western countries in terms of number of persons resettled (UNHCR, 2017). Figure 1 shows that the number of people seeking asylum has increased over time; however, the number of those granted protection visas (granted refugee status) has declined during the same period.

Refugees in Australia are particularly vulnerable to poor mental health outcomes with the prevalence of mental disorders far exceeding those in the general population (Slewa-Younan *et al.*, 2019). This is explained by a number of factors including past trauma experience, financial constraints, and other barriers to accessing health services such as language barriers, unfamiliarity of health services and perceived discrimination (Murray and Skull, 2005; Spike, Smith, and Harris, 2011; Colucci *et al.*, 2015). Australia was also the first Western country to implement mandatory detention provisions that required the detention of non-citizens who arrived without a valid visa. Evidence has shown that such mandatory detention is detrimental to mental health at all ages, in the short and long term (Steel *et al.*, 2011). While screening for trauma and mental health conditions is mandated in Australian refugee health assessment guidelines for both refugees and asylum seekers, the validity of mental health screening in refugee groups has been questioned. As a result, rates of professional help-seeking among

⁵ From 2015, asylum seekers who arrive illegally without a valid visa are detained. For more details of the Australia Humanitarian Program, see Flatau *et al.* (2015).

refugee groups are well below that of the non-refugee host population (Correa-Velez *et al.*, 2007).

Regarding policies targeted at refugee employment, the Australian government has implemented a range of initial settlement services including accommodation assistance, language classes, and grant-based funding for projects to promote social cohesion and integration of refugees. Policies on employment for refugees, however, remain relatively poor (Shergold *et al.*, 2019). An exception is the federal government program *Jobactive*, which is designed to connect job seekers with employers through a network of providers across the country.⁶ Under the program, the Department of Human Services refers and assesses job seekers who receive benefits and are obliged to apply for jobs and undertake training. However, some evidence suggests that the program has failed to support refugees. A key challenge is the lack of specialist employment providers with expertise to support people from culturally and linguistically diverse backgrounds (Tahiri, 2017).⁷ Consequently, refugees experience greater socio-economic disadvantage than other migrants, particularly in the labor market.

2.2. Data

We analyze the *Building a New Life in Australia* (BNLA) longitudinal survey, which is designed to trace the settlement journey of humanitarian migrants from their early months in Australia to their eligibility for citizenship. This is the largest survey of humanitarian migrants in Australia, which covers a wide range of topics including housing, English language proficiency, employment, financial circumstances, immigration experience, and experiences

⁶ There are also other initiatives implemented at the local level, such as the Refugee Employment Support Program in New South Wales and the Jobs Victoria Employment Network.

⁷ Some other refugee employment programs such as *Career Pathways Pilot* (for newly arrived humanitarian refugees) and *Youth Transition Support* (for young people) have been shown to be ineffective in terms of participation rates and outcomes achieved. For example, the number of clients enrolled in the *Career Pathways Pilot* program was 65% of the expected amount, and only 11% to 17% of participants having found employment in the same job as their pre-arrival occupation (Deloitte, 2019). In fact, many refugees find themselves unable to obtain this assistance and continue to rely on family and friends for employment opportunities (Shergold *et al.*, 2019).

of trauma and health. We use all the available data that were collected between wave 1 (2013) and wave 5 (2018). Furthermore, we also analyze some additional data on children's settlement experiences that were only collected in wave 3.

The BNLA survey provides rich information on labor outcomes such as (current) employment status, work sectors, labor income, and receipt of government benefits. Following the existing literature (e.g., Beaman, 2012; LoPalo, 2019), we use two measures of labor market outcomes available from the BNLA: (i) employment status conditional on being in the labor force (i.e., this variable equals one if having a paid job in the last seven days and zero otherwise); and (ii) weekly labor income (as measured by total real income of all jobs in thousand Australian dollars). We also examine other outcomes such as refugees' own labor market outcomes (including labor force participation (LFP), employment type, and employment skills levels and sector) and life satisfaction outcomes as well as their partners' and children's outcomes (including partner's employment status, child mental health, and school performance).

Mental health of refugees is measured by the six-item Kessler Screening Scale for Psychological Distress (K6), developed by Kessler *et al.* (2002). The six items ask individuals how often, during the past four weeks preceding the survey, an individual felt: (1) nervous, (2) hopeless, (3) restless or fidgety, (4) so depressed that nothing could cheer them up, (5) everything was an effort, and (6) life is meaningless (worthless). The answers are subsequently scored on a five-point scale, with total scores ranging from 6 to 30, where a higher score indicates worse mental health. For easier interpretation, we follow the common practice in the literature by standardizing mental health scores, such that the total score has a mean of zero and a standard deviation of one (e.g., Gong, Lu, and Xie, 2020). Respondents in the BNLA survey were also asked whether they had experienced or witnessed any traumatic events before arriving in Australia. These include extreme living conditions (e.g., lack of food, water, shelter,

or medicine), war/conflict, violence, kidnapping or imprisonment, political/religious persecution, natural disaster, and/or other events. We provide a more detailed description of the data and summary statistics of all the variables in Appendix B.

3. Empirical strategy

To investigate the relationship between refugee mental illness and their labor market outcomes, we estimate the following regression

$$Y_{it} = \beta MI_{it} + \gamma X_{it} + \mu_i + \tau_t + \epsilon_{it} \quad (1)$$

where Y_{it} are labor market outcomes of refugee i who was interviewed in wave t . We focus on two main outcome variables: employment status and weekly labor income (real income in \$1,000 Australian dollars). But we also examine other outcomes such as refugees' LFP, employment type, employment skills levels and sector, life satisfaction and their partners' and children's outcomes (including their partners' employment status and life satisfaction and their children's mental health and school performance).

The coefficient of interest in Equation (1) is β , which measures the impacts of mental illness (MI_{it}) on labor market outcomes. We include the individual fixed effects (μ_i) to control for unobserved time-invariant characteristics at the individual level and the survey wave fixed effects (τ_t) to absorb the effects of unobservable time-varying characteristics that can commonly affect all refugees in each time period. For continuous outcome variables, we estimate Equation (1) with the individual linear fixed effects model (FE). For outcome variables that are binary (i.e., yes/no variable) such as employment status, we estimate an individual logit fixed effects model (Logit-FE).

We also control for a range of (potentially) time-varying refugee characteristics in vector X_{it} including age groups, marital status, household size, language skills (listening, speaking,

reading, and writing), home ownership, and residence areas (i.e., major cities vs remote areas).⁸ These are important determinants of economic integration of refugees that have been examined in the literature (e.g., Lochmann *et al.*, 2019; LoPalo, 2019). ϵ_{it} is the error term. We provide estimates with robust standard errors that are clustered at the individual level.

The attribution of causality to our findings requires the assumption that mental health issues are exogenous to labor market outcomes. However, there can be unobservable factors that are jointly correlated with mental illness and labor market outcomes, such as personality traits and innate family health background that can bias estimates. For example, an individual might be born with some congenital mental health problem (that is unobserved to the analyst) but that could interfere with her job performance. Reverse causality is another potential issue, since unemployment might negatively affect an individual's mental health status (e.g., Tefft, 2011; Frasquilho *et al.*, 2016).⁹ Specifically, if these unobservable factors are positively correlated with the labor outcomes, a naïve non-instrumented estimator of Equation (1) could lead to estimates that are upward biased toward zero (i.e., no impacts of mental health).

To causally identify the impacts of mental illness on refugee labor outcomes, we estimate Equation (1) using an instrumental variable (IV) model. We employ as our IV the interaction term between a dummy variable indicating refugees' exposure to any traumatic events before arriving in Australia and a variable indicating the time period after arrival (i.e., the years 2013 – 2018). Our first stage regression is as follows

$$MI_{it} = \alpha(TE_i \times t) + \eta X_{it} + \delta_i + \pi_t + v_{it} \quad (2)$$

where TE_i is a binary variable indicating whether individual i was exposed to any traumatic events before resettlement, and t is the year indicator. We simultaneously estimate Equations

⁸ We follow previous studies and use a set of dummies for the age variable to account for its nonlinear relationship with employment (e.g., Staubli and Zweimüller, 2013; Laun, 2017).

⁹ Given a large existing literature on the negative impacts of unemployment on mental health, we do not further investigate this relationship in this paper. We focus on the impacts of mental health on refugee labor outcomes since little evidence exists on this relationship.

(1) and (2) using the fixed effects IV logistic regression (IV-Logit-FE) for employment status and the fixed effects IV linear regression (IV-FE) for labor income.¹⁰ Both models allow us to address reverse causality and unobserved individual heterogeneity concerns.

We now discuss the validity of the IV. A good instrumental variable should meet three conditions in our context: (i) exogeneity to the dependent variables (exogeneity condition); (ii) strong correlation with refugee's mental health (relevance condition); and (iii) affecting labor market outcomes only through changes in mental health status over time after resettlement (exclusion restriction condition).

The exogeneity condition is satisfied since the traumatic experiences experienced by refugees are typically caused by unexpected events such as war, conflict, or natural disasters. In fact, a number of economic studies have employed such exogenous events as IVs to identify causal impacts on health and education (e.g., Alderman, Hoddinott, and Kinsey, 2006; Di Maio and Nisticò, 2019). While a theoretically possible concern is that local market conditions in the host country may be among the determinants of conflict in the home country of refugee, this concern is unlikely to be valid in practice. The roots of violent conflicts in the origin countries often come from endemic social/economic inequalities between groups in these countries themselves (Esteban, Mayoral, and Ray, 2012; McGuirk and Burke, 2020).

Regarding the relevance condition, our IV is constructed based on evidence from the epidemiological literature showing that refugees are mostly exposed to stressful and potentially life-threatening situations before resettlement, and that pre-migration traumatic experiences are the most consistent factors associated with poor mental health (Bogic *et al.*, 2015).¹¹ This is further supported by recent evidence from the economic literature that early-life exposure to

¹⁰ We estimate the fixed effects IV logistic regressions using the general simultaneous equation models (gsem) in Stata (Stata, 2019).

¹¹ Studies in Australia have documented that traumatic experience of refugees leads to an increased risk of experiencing psychological trauma, including major depression, chronic anxiety, and PTSD (e.g., Steel *et al.*, 2002).

war has a persistent effect on mental health (Singhal, 2019). Indeed, plotting the OLS estimates of the impacts of traumatic experiences on standardized mental health scores and their 95% CIs (controlling for other variables), Figure 2 generally shows a strong correlation between refugees' exposure to traumatic events and mental illness. Specifically, we find that while the correlation between mental illness and certain specific events (such as physical or sexual violence, imprisonment or kidnapping, and political or religious persecution) is not statistically significant, it is strongly statistically significant and positive for most traumatic events such as lack of food, water, shelter, or medicine, war or other conflict, natural disasters (e.g., floods or drought), and/or other events. Overall, there is a strong correlation between refugees' exposure to *any* of these traumatic events (our IV) and mental illness (as shown by the 95% CI at the bottom of Figure 2). Our subsequent formal statistical tests and robustness checks, discussed in the next section, further confirm the strength of the instrumental variable.

Finally, the exclusion restriction requires that the IV affects labor market outcomes only through changes in traumatic experience over time (after resettlement). The following simple example can help illustrate the rationale behind our identifying assumption. Consider a refugee living in Australia who was exposed to conflict in his home country. A possible IV may be a time-variant indicator representing the refugee's past exposure to war/conflict. However, we argue that such instrument does not take into account the fact that traumatic experiences experienced by refugees may decline over the course of resettlement (Steel *et al.*, 2002). Our IV improves on this instrument by exploiting both the differences of traumatic experience across refugees and its variation over time after the refugee settles in the host country. This strategy is, in fact, consistent with the spirit of other IVs recently employed in the literature such as the interaction between variations in the oil price and a country's distance to its nearest oil-producing countries, or the interaction between a donor's total annual aid budget with the

recipient-specific probability of receiving aid from that donor (Nunn and Qian, 2014; Asatryan, Bittschi, and Doerrenberg, 2017; Dreher *et al.*, 2021).

Still, one may argue that variations in traumatic experience might affect labor outcomes via other unobserved mechanisms rather than just mental health. We thus take several steps to address these potential concerns. First, by employing the individual fixed-effects model, we only exploit within-refugee variations over time and eliminate all potentially confounding factors that are time-invariant. Second, we check the robustness of our results by using a variant of the IV, which involves summing up the total number of traumatic events experienced by refugees rather than just examining refugee exposure to these traumatic events. Finally, we report different test statistics on the IV. In particular, we estimate the Kleibergen-Paap F-statistics and the Anderson-Rubin confidence intervals (AR CI) to evaluate the strength of the IV (Dufour and Taamouti, 2005; Cameron and Miller, 2015). We also relax the exclusion restriction and provide upper bound and lower bound estimates as suggested by Conley, Hansen, and Rossi (2012). This helps gauge how large the direct effects of the IV on labor market outcomes (i.e., deviations from the exclusion restriction) would have to be to render the second stage results insignificant.

4. Results

4.1. Main findings

As a first step, we employ a non-instrumented fixed-effects model and regress the two main labor market outcomes—employment status and weekly labor income—on mental health, conditioning on covariates as well as survey wave fixed effects. As discussed earlier, we standardize the mental health scores such that the mean and standard deviation equal zero and one, with higher scores indicating worse mental health. The estimation results are shown in Columns (1) and (3) in Table 1, with the full regression results shown in Appendix A, Table

A1. Column (1) demonstrates a negative correlation between having a paid job (conditional on being in the labor force) and mental illness. It should be noted that the Logit-FE model excludes those without variation in outcomes, which explains the lower number of observations. Similarly, poor mental health is also associated with lower labor incomes (Column (3)). While the results are consistent with findings from previous studies for the general population (Chatterji *et al.*, 2011; Frijters, Johnston, and Shields, 2014), they are new and particularly relevant for refugees, who are arguably more vulnerable than the general population due to their unique background and experience.

We turn next to the first stage regression results for the IV-Logit-FE and IV-FE models shown in the lower panel of Table 1. The IV has a negative and statistically significant effect on mental health. In other words, those who experienced trauma have worse mental health than those who did not, but the effects diminish over the course of resettlement. In particular, the Kleibergen-Paap F-statistics are between 17–19, which are larger than the benchmark value of 16.4 suggested by Stock and Yogo (2005). The 95% AR CIs confidence intervals lie entirely to the left of zero, further confirming that the IV is not a weak instrument and does not bias the estimates.

Columns (2) and (4) of Table 1 show the estimated effects of mental illness on labor market outcomes using our instrumental variable specification. We find that a one standard deviation increase in Kessler scores (worse mental health) decreases the probability of being employed by 6.4 percentage points (or 14.1%, which equals $6.4/45.4$); it also decreases weekly labor income by \$192 Australian dollars (or 26.8%).¹² These effects are highly statistically significant at the 1% level. The IV-Logit-FE and IV-FE estimates are between 1.4 and 3.8

¹² The estimates of IV-Logit-FE model are presented as marginal effects. We show the estimated coefficients in Table A2 (Appendix A).

times larger than the FE estimates, suggesting that the non-instrumented estimates can be severely biased.¹³

While we offer the first estimates of the impacts of mental illness on refugees' labor outcomes, it can be useful to compare our estimated effects with those on the general population in previous studies. For example, analyzing data from the Household, Income and Labour Dynamics in Australia (HILDA), Frijters *et al.* (2014) show that a one standard deviation decrease in mental health leads to a 30 percentage point decrease in the probability of being employed.¹⁴ Using data from the National Comorbidity Survey-Replication (NCS-R) in the United States, Chatterji *et al.* (2011) find that psychiatric disorder is associated with reductions of 13-14 percentage points in the likelihood of employment. Other studies also reach a similar estimate of the effects of mental distress on employment (e.g., Andersen, 2015). Findings from our study add new and useful evidence for policy advice since refugees are especially vulnerable to mental illness as discussed earlier.

Table 2 shows that mental illness also has a negative impact on other labor market outcomes. Several findings stand out from this table. First, refugees with higher mental health scores are 3.5 percentage points (or 8.4%) less likely to participate in the labor force (Column (1)). Second, refugees with worse mental health are less likely to have a permanent job, although the effect is statistically insignificant (Column 2). They are also 3.2 and 5.6 percentage points (23.7% and 7.5%) more likely to work in low-skilled occupation and the agricultural sector (Columns (3)–(4)). Finally, worse mental health reduces the number of work hours by 10.1 (30.9%) and life satisfaction by 0.6 points (7.9%) on a 0-to-10 scale (Columns (5)–(6)). This is perhaps unsurprising given that mental health and life satisfaction are closely

¹³ Our results differ from Connor (2010), who employs an non-instrumented approach and finds little evidence for the correlation between self-reported sadness/depression and earning among refugees in the United States. But the severe bias of the non-instrumented FE estimates that we find may partially contribute to this difference.

¹⁴ The foreign-born population, however, is underrepresented in the HILDA survey (Watson and Wooden, 2010). Furthermore, it is not possible to identify refugees from HILDA as information on visa type is unavailable.

related (Danzer and Danzer, 2016). Our estimation results are thus consistent with the negative impacts of worse mental health on the probability of being employed and labor income discussed earlier (Table 1).

Once we establish strong evidence of the impacts of mental illness on refugees' labor market outcomes, we shift our attention to its spill-over effects on their family members. Table 3 shows that higher mental health scores lead to a lower probability of refugee partners being employed, although the coefficient is statistically insignificant (Column (1)). Mental illness also reduces life satisfaction of the partners by 1.0 point (13.4%), although the impact is statistically significant at only 10% level (Column (2)).

Next, we employ the unique data on refugee children in wave 3 and examine two child outcomes, mental health status and school performance. The medical literature suggests that the mental health of refugee parents has an important role in child refugee mental health (Fazel *et al.*, 2012). For example, lack of parental support is shown to be a predictor of PTSD in children. Our study reaffirms this finding by showing that a one standard deviation increase in refugee mental health scores causes a 3.2 unit increase (35.4%) in the mental health score of their children (Column (3)). A one standard deviation increase in parental mental health scores also leads to a 1.6 percentage point (26.2%) increase in children's probability of having school performance below the average (Column (4)). This is consistent with previous findings for the general population showing that mothers' mental health is a strong predictor of their children's human capital accumulation (Johnston, Schurer, and Shields, 2013). Overall, these findings suggest that refugees with mental health issues have negative externalities on their family members' welfare outcomes.

4.2. Robustness tests

To further scrutinize the robustness of our results, we conduct a battery of sensitivity analyses. These include checks with using the linear FE and IV-FE models instead of the logit FE and IV-logit-FE models, analyzing the original non-standardized mental health scores, removing workers with zero incomes, addressing panel attrition, and examining potential endogeneity of some covariates, whether the impacts are mitigated by other health channels other than mental health, alternative and disaggregate measures of mental distress, a different modelling approach, as well as implementing various stress tests on the IV.

First, we estimate the linear FE and IV-FE models for employment status and other binary outcomes variables instead of the logit FE and IV-logit-FE models and find qualitatively similar results. The results are presented in Table A3 (Appendix A). Second, our findings remain consistent when using the original non-standardized mental health scores, as shown in Table A4 (Appendix A). Third, for the labor income regressions in Table 1, refugees who do not work are assumed to have zero incomes. Alternatively, we also analyze a subsample of workers that have positive incomes and find consistent effects of mental illness (see Table A5, Appendix A).

Fourth, the panel attrition rate from wave 1 to wave 5 is approximately 22% and relatively lower than those in other surveys in Australia such as the HILDA or the Longitudinal Study of Australian Children (LSAC) (Department of Social Services, 2018). To address panel attrition issues, we create a balanced sample and replicate our main analysis in Table 1. The results confirm the negative impacts of mental illness on both employment status and labor income; furthermore, the estimates are of similar magnitudes (Appendix A, Table A6). In addition, we also account for the survey's stratified sampling design and nonresponse rates by using the

longitudinal weights provided by BNLA. Again, the results of weighted regression reaffirm our previous findings, as shown in Table A7 (Appendix A).¹⁵

Fifth, while our baseline specification includes a range of covariates that are commonly employed in studies relating to labor market outcomes of refugees (e.g., Dagnelie *et al.*, 2019; LoPalo, 2019), one may argue that language skills might be endogenous. For example, refugees who are eager to better engage in the labor market and have larger earnings might spend more effort on refining their language skills. We show that our results are robust to excluding these potential endogenous variables (Appendix A, Table A8).

Sixth, while our main interest is refugee mental illness, we also examine other (overall) health and physical health issues. In the BNLA survey, overall health is represented by an indicator denoting how refugees rated their health during the past four weeks before the interview. We recode the indicator so that it ranges from one (“excellent”) to six (“very poor”). Similarly, physical health is captured by a categorical variable with higher values representing worse physical health. We find a negative impact of overall health issue on labor outcomes, while there is little evidence of the impact of physical health on the outcome variables (Appendix A, Table A9). This lends support to our main finding that mental health issues are the main barrier affecting refugee labor outcomes.

Seventh, we construct alternative disaggregate measures of mental illness instead of the sum of the K6 items in the main analysis. Figure 3 examines each item separately to determine which dimension drives the effects of mental health. Using our preferred model specifications, we find that most of these dimensions of mental illness have a negative impact on employment status (including “nervous”, “hopeless”, “restless”, “cheer” and “worthless”) and labor income (including “hopeless”, “restless”, “effort”, “cheer”, and “worthless”). We further create a

¹⁵ We do not apply weights in the main analysis as BNLA survey mainly focuses on refugees migrating to Australia within a year before the time of the first interview, and thus findings might not be generalised to all humanitarian migrants (Department of Social Services, 2017).

dummy indicator to measure serious mental illness, defined as mental health score being greater than 19 (Chen, Ling, and Renzaho, 2017). The results using the new measure remain qualitatively similar (Appendix A, Table A10).

Eighth, we employ as a proxy for mental distress an indicator of PTSD available from the BNLA, which is an eight-item self-reported screening measure derived from the Harvard Trauma Questionnaire. Recent evidence suggests that PTSD symptoms are common among Syrian refugees in Norway (Aarethun *et al.*, 2021). Participants rate PTSD symptoms on a four-point Likert scale (from 1 for “not at all” to four for “most of the time”), reporting how much the symptoms bothered them in the past week. We convert the answers into a dummy indicator that equals one if an individual is at risk of PTSD. The results remain qualitatively consistent (Appendix A, Table A11). The size of the coefficients in Table A11 also suggests that PTSD symptoms are strongly relevant for refugee respondents, and they have negative impacts on refugee employment outcomes.

Ninth, in the main analysis, we estimate the impact of worse mental health on employment status for refugees who participate in the labor force. To address potential self-selection into LFP and subsequent employment status, we employ the alternative two-part fractional response model (Roodman, 2011). While this approach allows us to model the LFP decision and employment status separately, it does not address the endogeneity of mental health. But our estimates remain qualitatively similar (Appendix A, Table A12).

Similarly, one may argue that mental health and labor market are measured in the same wave, which might lead to the problem of reverse causality (i.e., labor market exposure affects mental health). This is less likely to be the case in our study as we measure mental health in the last four weeks prior to the interview date, while labor outcomes are measured in the last seven days. To provide further support to our main findings, we regress labor market outcomes

on mental illness measured in the previous wave (i.e., wave $t-1$) and find qualitatively similarly results, albeit weaker statistical significance for labor incomes (Appendix A, Table A13).

Finally, we conduct various checks on the IV. Firstly, we add up the total number of traumatic events experienced by refugees as an alternative instrument for mental health. In other words, we consider the intensity of past traumatic experience rather than just exposure. Using this alternative measure produces similar results (Appendix A, Table A14). In fact, every additional traumatic episode has a large impact on both employment and income. Secondly, we test the robustness of our results to deviations from the assumption of perfect exogeneity, using Conley *et al.*'s (2012) bounding method. This method relaxes the assumption of perfect exogeneity and assumes a flexible second-stage regression that also includes the instrument as a regressor. Assuming that the direct effect of the instrument on labor outcomes ranges from zero—perfectly exogenous—to the reduced form effect, the lower bound and upper bound estimates are both negative (Appendix A, Table A15). We conclude that the negative impacts of mental illness on labor market outcomes are robust to a large degree of instrument endogeneity.

4.3. Heterogeneity analysis

An important policy question is whether some sub-groups of refugees are particularly vulnerable to the impacts of mental illness. We examine several characteristics of refugees in this section. First, we examine the differential impacts of mental health based on visa types, which are classified into onshore and offshore visas. The offshore resettlement program applies to people living in other countries who have been identified as refugees by UNHCR and referred to Australia for resettlement, while the onshore protection program is available to people seeking asylum who arrived in Australia with or without a valid visa. The latter group is recognized to be more vulnerable given that they might be subjected to detention. Indeed,

results in Panel A of Table 4 show that those who were granted onshore visas have worse labor market outcomes, subjected to an increase in mental health score.

Next, we are interested in the time that refugees spent in Australia and examine whether it has an important role in the relationship between mental health and labor market outcomes. In our sample, approximately 76.4% of respondents had been in Australia fewer than five months before the time of the first interview. It is reasonable to argue that these newly arrived residents do not have sufficient time for resettlement, and thus are more vulnerable than those who arrived earlier. Results in Panel B of Table 4 confirm our expectation. We then examine whether those who spent more time in refugee camps are more susceptible to the impacts of mental illness. This hypothesis is supported by the results shown in Panel C of Table 4. We also look at other background characteristics of refugees including their country of origins, and whether they currently live in a major city in Australia. The results in Panels D and E provide little support for these hypotheses. An exception is that refugees from Sub-Saharan Africa appear to be less vulnerable than those from the Middle East regarding the impacts of mental illness on labor income, but the result is marginally statistically significant at the 10% level.

Another important factor for refugees is social network. Previous studies have shown that immigrants with larger networks are more successful in the labor market (e.g., Munshi, 2003). In the context of humanitarian migrants, Beaman (2012) examines labor market integration of refugees who just arrived in the United States and finds that an increase in the number of recent refugees worsens the labor market outcomes of newly-arrived refugees, while an increase in the number of tenured refugees improves them. Dagnelie *et al.* (2019) find that the probability that refugees are employed 90 days after arrival is positively affected by the number of business owners in their network, but negatively affected by the number who are employees. We thus construct a “network” variable that indicates whether refugees had no family members or friends in the host country before they came. The interaction term between mental health scores

and this network variable is negative and statistically significant (Panel F), which shows that, relative to those who have a network, increases in mental health scores of refugees without a network have a larger negative effect on the probability of employment and labor income.

Finally, we examine the role of government and community supports in mediating the impacts of mental illness on labor outcomes. As discussed earlier (Section 2.1), the Australian government has implemented several programs to improve refugee employment integration. While we are unable to identify participants to these programs in the BNLA survey, we employ a variable indicating whether they receive government benefits use as a simple proxy. We also use information on whether refugees receive assistance from ethnic or religious communities to construct an indicator of local community support. The summary statistics presented in Table B1 (Appendix B) show that about 53.4% of refugees in our sample receive benefits from the government, while that number is lower for those who receive support from the local community (49.8%).

The results in Panel G provide strong evidence for the beneficial role of government support. Specifically, we find that the impacts of mental health issues on labor outcomes are less pronounced for those receiving support from the government. This is consistent with findings from previous studies showing that government aid helps refugees better integrate into the labor market (e.g., LoPalo, 2019). Our findings are particularly important given that most respondents in our sample are newly arrived refugees who may have fewer resources, and thus are more vulnerable. However, we find no evidence of such impacts for local community support, as shown in Panel H.

5. Conclusions

Hardly any economic study currently exists on the causal effects of mental health on refugee labor market outcomes. We provide an early study that identifies the causal effects of mental

illness on refugees by instrumenting for it with past exposure to traumatic events interacted with time after resettlement, which is further strengthened with individual fixed effects.

Our findings indicate that worse mental health lowers the probability of having paid employment and labor income. Worse mental health also reduces LFP, job quality, and life satisfaction and exerts negative externalities on refugee partners and children. Yet, these effects appear more pronounced for refugees that recently arrive or are without a social network. At the same time, the effects are weaker for those who receive benefits from the government. This highlights the beneficial role of government support programs in reducing the negative impacts of mental health issues on labor outcomes and in improving refugees' integration, especially if these programs are targeted at newly arrived refugees or refugees that do not have a social network to rely on.

References

- Aarethun, V., Sandal, G. M., Guribye, E., Markova, V., & Bye, H. H. (2021). Explanatory models and help-seeking for symptoms of PTSD and depression among Syrian refugees. *Social Science & Medicine*, 277, 113889.
- Agersnap, O., Jensen, A., & Kleven, H. (2020). The welfare magnet hypothesis: Evidence from an immigrant welfare scheme in Denmark. *American Economic Review: Insights*, 2(4), 527-42.
- Akbulut-Yuksel, M., & Yuksel, M. (2015). The long-term direct and external effects of Jewish Expulsions in Nazi Germany. *American Economic Journal: Economic Policy*, 7(3), 58-85.
- Alderman, H., Hoddinott, J., & Kinsey, B. (2006). Long term consequences of early childhood malnutrition. *Oxford Economic Papers*, 58(3), 450-474.
- Andersen, M. (2015). Heterogeneity and the effect of mental health parity mandates on the labor market. *Journal of Health Economics*, 43, 74-84.
- Arendt, J. N., Bolvig, I., Foged, M., Hasager, L., & Peri, G. (2021). Language Training and Refugees' Integration (No. 14145). IZA Discussion Paper.
- Asatryan, Z., Bittschi, B., & Doerrenberg, P. (2017). Remittances and public finances: Evidence from oil-price shocks. *Journal of Public Economics*, 155, 122-137.
- Åslund, O., Edin, P. A., Fredriksson, P., & Grönqvist, H. (2011). Peers, neighborhoods, and immigrant student achievement: Evidence from a placement policy. *American Economic Journal: Applied Economics*, 3(2), 67-95.
- Beaman, L. A. (2012). Social networks and the dynamics of labour market outcomes: Evidence from refugees resettled in the US. *Review of Economic Studies*, 79(1), 128-161.
- Bogic, M., Njoku, A., & Priebe, S. (2015). Long-term mental health of war-refugees: a systematic literature review. *BMC International Health and Human Rights*, 15(1), 1-41.
- Brell, C., Dustmann, C., & Preston, I. (2020). The labor market integration of refugee migrants in high-income countries. *Journal of Economic Perspectives*, 34(1), 94-121.
- Cameron, A. C., & Miller, D. L. (2015). A practitioner's guide to cluster-robust inference. *Journal of Human Resources*, 50(2), 317-372.
- Chatterji, P., Alegria, M., & Takeuchi, D. (2011). Psychiatric disorders and labor market outcomes: Evidence from the National Comorbidity Survey-Replication. *Journal of Health Economics*, 30(5), 858-868.
- Chen, W., Ling, L., & Renzaho, A. M. (2017). Building a new life in Australia: an analysis of the first wave of the longitudinal study of humanitarian migrants in Australia to assess the association between social integration and self-rated health. *BMJ open*, 7(3), e014313.

- Clarke, D., & Matta, B. (2018). Practical considerations for questionable IVs. *Stata Journal*, 18(3), 663-691.
- Clausen, J., Heinesen, E., Hummelgaard, H., Husted, L., & Rosholm, M. (2009). The effect of integration policies on the time until regular employment of newly arrived immigrants: Evidence from Denmark. *Labour Economics*, 16(4), 409-417.
- Colucci, E., Minas, H., Szwarc, J., Guerra, C., & Paxton, G. (2015). In or out? Barriers and facilitators to refugee-background young people accessing mental health services. *Transcultural Psychiatry*, 52(6), 766-790.
- Conley, T. G., Hansen, C. B., & Rossi, P. E. (2012). Plausibly exogenous. *Review of Economics and Statistics*, 94(1), 260-272.
- Connor, P. (2010). Explaining the refugee gap: Economic outcomes of refugees versus other immigrants. *Journal of Refugee Studies*, 23(3), 377-397.
- Correa-Velez, I., Sundararajan, V., Brown, K., & Gifford, S. M. (2007). Hospital utilisation among people born in refugee-source countries: an analysis of hospital admissions, Victoria, 1998–2004. *Medical Journal of Australia*, 186(11), 577-580.
- Cunha, F., & Heckman, J. (2007). The technology of skill formation. *American Economic Review*, 97(2), 31-47.
- Dagnelie, O., Mayda, A. M., & Maystadt, J. F. (2019). The labor market integration of refugees in the United States: Do entrepreneurs in the network help? *European Economic Review*, 111, 257-272.
- Danzer, A. M., & Danzer, N. (2016). The long-run consequences of Chernobyl: Evidence on subjective well-being, mental health and welfare. *Journal of Public Economics*, 135, 47-60.
- Deloitte (2019). Interim evaluation of the Career Pathways Pilot for Humanitarian Entrants. Department of Home Affairs.
- Department of Social Services. (2017). Building a new life in Australia (BNLA): The longitudinal study of humanitarian migrants–Data users guide release 3.0. Australian Government, Canberra, Australia.
- Department of Social Services. (2018). Sample sizes and response rates for the Centre studies. Australian Government, Canberra, Australia. Retrieved from:
<https://www.dss.gov.au/about-the-department/national-centre-for-longitudinal-studies/growing-up-in-australia-the-longitudinal-study-of-australian-children-lsac/sample-sizes-and-response-rates-for-the-centre-studies>

- Di Maio, M., & Nisticò, R. (2019). The effect of parental job loss on child school dropout: Evidence from the Occupied Palestinian Territories. *Journal of Development Economics*, 141, 102375.
- Dreher, A., Fuchs, A., Parks, B., Strange, A., & Tierney, M. J. (2021). Aid, China, and Growth: Evidence from a New Global Development Finance Dataset. *American Economic Journal: Economic Policy*, 13(2), 135-174.
- Dufour, J. M., & Taamouti, M. (2005). Projection-based statistical inference in linear structural models with possibly weak instruments. *Econometrica*, 73(4), 1351-1365.
- Dustmann, C., Fasani, F., Frattini, T., Minale, L., & Schönberg, U. (2017). On the economics and politics of refugee migration. *Economic Policy*, 32(91), 497-550.
- Esteban, J., Mayoral, L., & Ray, D. (2012). Ethnicity and conflict: An empirical study. *American Economic Review*, 102(4), 1310-42.
- Fazel, M., Reed, R. V., Panter-Brick, C., & Stein, A. (2012). Mental health of displaced and refugee children resettled in high-income countries: risk and protective factors. *The Lancet*, 379(9812), 266-282.
- Flatau, P., Smith, J., Carson, G., Miller, J., Burvill, A., & Brand, R. (2015). The housing and homelessness journeys of refugees in Australia. Australian Housing and Urban Research Institute: Melbourne, Australia.
- Frasquilho, D., Matos, M. G., Salonna, F., Guerreiro, D., Storti, C. C., Gaspar, T., & Caldas-de-Almeida, J. M. (2015). Mental health outcomes in times of economic recession: a systematic literature review. *BMC Public Health*, 16(1), 115.
- Frijters, P., Johnston, D. W., & Shields, M. A. (2014). The effect of mental health on employment: evidence from Australian panel data. *Health Economics*, 23(9), 1058-1071.
- Gong, J., Lu, Y., & Xie, H. (2020). The average and distributional effects of teenage adversity on long-term health. *Journal of Health Economics*, 71, 102288.
- Heckman, J. J., Stixrud, J., & Urzua, S. (2006). The effects of cognitive and noncognitive abilities on labor market outcomes and social behavior. *Journal of Labor Economics*, 24(3), 411-482.
- Johnston, D. W., Schurer, S., & Shields, M. A. (2013). Exploring the intergenerational persistence of mental health: Evidence from three generations. *Journal of Health Economics*, 32(6), 1077-1089.
- Kenny, M.A. (2015). FactCheck: Does Australia take more refugees per capita through the UNHCR than any other country? Retrieved from:

<https://theconversation.com/factcheck-does-australia-take-more-refugees-per-capita-through-the-unhcr-than-any-other-country-47151>

- Kessler, R. C., Andrews, G., Colpe, L. J., ... & Zaslavsky, A. M. (2002). Short screening scales to monitor population prevalences and trends in non-specific psychological distress. *Psychological Medicine*, 32(6), 959.
- Laun, L. (2017). The effect of age-targeted tax credits on LFP of older workers. *Journal of Public Economics*, 152, 102-118.
- Lochmann, A., Rapoport, H., & Speciale, B. (2019). The effect of language training on immigrants' economic integration: Empirical evidence from France. *European Economic Review*, 113, 265-296.
- LoPalo, M. (2019). The effects of cash assistance on refugee outcomes. *Journal of Public Economics*, 170, 27-52.
- McGuirk, E., & Burke, M. (2020). The economic origins of conflict in Africa. *Journal of Political Economy*, 128(10), 3940-3997.
- Munshi, K. (2003). Networks in the modern economy: Mexican migrants in the US labor market. *Quarterly Journal of Economics*, 118(2), 549-599.
- Murray, S. B., & Skull, S. A. (2005). Hurdles to health: immigrant and refugee health care in Australia. *Australian Health Review*, 29(1), 25-29.
- Nunn, N., & Qian, N. (2014). US food aid and civil conflict. *American Economic Review*, 104(6), 1630-66.
- Phillips, J., & Simon-Davies, J. (2016). Migration to Australia: a quick guide to the statistics. Canberra: Parliamentary Library.
- Piopiunik, M., & Ruhose, J. (2017). Immigration, regional conditions, and crime: Evidence from an allocation policy in Germany. *European Economic Review*, 92, 258-282.
- Roodman, D. (2011). Fitting fully observed recursive mixed-process models with cmp. *Stata Journal*, 11(2), 159-206.
- Ruiz, I., & Vargas-Silva, C. (2018). Differences in labour market outcomes between natives, refugees and other migrants in the UK. *Journal of Economic Geography*, 18(4), 855-885.
- Shergold, P., Benson, K., & Piper, M. (2019). Investing in refugees, investing in Australia. Department of Home Affairs (Australia).
- Singhal, S. (2019). Early life shocks and mental health: The long-term effect of war in Vietnam. *Journal of Development Economics*, 141, 102244.
- Slewa-Younan, S., Rioseco, P., Guajardo, M. G. U., & Mond, J. (2019). Predictors of professional help-seeking for emotional problems in Afghan and Iraqi refugees in

- Australia: Findings from the Building a New Life in Australia Database. *BMC Public Health*, 19(1), 1-11.
- Spike, E. A., Smith, M. M., & Harris, M. F. (2011). Access to primary health care services by community-based asylum seekers. *Medical Journal of Australia*, 195(4), 188-191.
- StataCorp. (2019). *Stata: Release 16. Statistical Software*. College Station, TX: StataCorp LLC.
- Staubli, S., & Zweimüller, J. (2013). Does raising the early retirement age increase employment of older workers? *Journal of Public Economics*, 108, 17-32.
- Steel, Z., Silove, D., Phan, T., & Bauman, A. (2002). Long-term effect of psychological trauma on the mental health of Vietnamese refugees resettled in Australia: a population-based study. *The Lancet*, 360(9339), 1056-1062.
- Steel, Z., Momartin, S., Silove, D., Coello, M., Aroche, J., & Tay, K. W. (2011). Two year psychosocial and mental health outcomes for refugees subjected to restrictive or supportive immigration policies. *Social Science & Medicine*, 72(7), 1149-1156.
- Stock, J. H., & Yogo, M. (2005). Testing for weak instruments in Linear IV regression. In *Identification and Inference for Econometric Models: Essays in Honor of Thomas Rothenberg* (pp. 80-108). Cambridge University Press.
- Tahiri, S. (2017). Not working: experiences of refugees and migrants with Jobactive. Sydney, NSW: Fairfield Multicultural Interagency in partnership with Refugee Council of Australia.
- Tefft, N. (2011). Insights on unemployment, unemployment insurance, and mental health. *Journal of Health Economics*, 30(2), 258-264.
- United Nations High Commissioner for Refugees (2017). Projected Global Resettlement Needs 2017. Geneva: United Nations High Commissioner for Refugees.
- United Nations High Commissioner for Refugees (2020). Global trends report: Forced displacement in 2019. Geneva: United Nations High Commissioner for Refugees.
- Verme, P., & Schuettler, K. (2021). The impact of forced displacement on host communities a review of the empirical literature in economics. *Journal of Development Economics*, 102606.
- Watson, N., & Wooden, M. (2010). Data survey: the HILDA survey: progress and future developments. *Australian Economic Review*, 43(3), 326-336.

Table 1: Impacts of mental health on labor outcomes

Dependent variable:	Employment status		Weekly labor income (\$1,000 AUD)	
	Logit-FE (1)	IV-Logit-FE (2)	FE (3)	IV-FE (4)
Standardized mental health scores	-0.046*** (0.009)	-0.064*** (0.009)	-0.005*** (0.001)	-0.192*** (0.055)
<i>First stage of 2SLS (dependent variable is standardized mental health scores)</i>				
Trauma experience*Year after arrival		-0.039*** (0.009)		-0.058*** (0.016)
Kleibergen-Paap F stat.		17.692		19.635
AR 95-CIs		[-0.111, -0.031]		[-0.400, -0.124]
Dep. Mean	0.455	0.455	0.716	0.716
Other controls	Yes	Yes	Yes	Yes
Individual FE	Yes	Yes	Yes	Yes
Survey wave FE	Yes	Yes	Yes	Yes
Observations	1,771	3,687	3,687	3,687
Number of individuals	519	1,609	1,609	1,609

Notes: *** p<0.01, ** p<0.05, * p<0.1. Results in Columns (1) and (2) are presented as marginal effects. Standard errors in parentheses are clustered at the individual level. Control variables include age group dummy variables, marital status, household size, language skills (listening, speaking, reading, and writing), residence area, and home ownership. Mental health scores are the sum of the 6-item Kessler Psychological Distress Scale (K6), with a higher score indicating worse mental health. The scores are standardized to have a mean of zero and standard deviation of one. The critical value of the F-test from Stock and Yogo (2005) is 16.38. Full estimation results are reported in Table A1 (Appendix A).

Table 2: Impacts of mental health on other labor and life satisfaction outcomes

Dependent variable:	Labor force participation	Permanent job	Skilled occupation	Work in agriculture	Number of work hours per week	Life satisfaction
	(1)	(2)	(3)	(4)	(5)	(6)
Standardized mental health scores	-0.035*** (0.005)	-0.011 (0.007)	-0.032*** (0.007)	0.056*** (0.008)	-10.146*** (1.691)	-0.602** (0.301)
<i>First stage of 2SLS (dependent variable is standardized mental health scores)</i>						
Trauma experience* Year after arrival	-0.023*** (0.006)	-0.039*** (0.009)	-0.039*** (0.009)	-0.039*** (0.009)	-0.058*** (0.016)	-0.058*** (0.018)
Kleibergen-Paap F stat.	35.644	17.692	17.692	17.692	19.635	79.537
AR 95-CIs	[-0.059, -0.025]	[-0.039, 0.006]	[-0.145, -0.017]	[0.028, 0.147]	[-20.869, -6.287]	[-1.003, -0.256]
Dep. Mean	0.418	0.163	0.135	0.746	32.836	7.597
Other controls	Yes	Yes	Yes	Yes	Yes	Yes
Individual FE	Yes	Yes	Yes	Yes	Yes	Yes
Survey wave FE	Yes	Yes	Yes	Yes	Yes	Yes
Observations	7,768	3,687	3,687	3,687	3,687	6,392
Number of individuals	2,182	1,609	1,609	1,609	1,609	2,060

Notes: *** p<0.01, ** p<0.05, * p<0.1. Results of IV-Logit-FE model (marginal effects) in Columns (1)-(4) and IV-FE model in Columns (5)-(6). Standard errors in parentheses are clustered at the individual level. Control variables include age group dummy variables, marital status, household size, language skills (listening, speaking, reading, and writing), residence area, and home ownership. Mental health scores are the sum of the 6-item Kessler Psychological Distress Scale (K6), with a higher score indicating worse mental health. The scores are standardized to have a mean of zero and standard deviation of one. The critical value of the F-test from Stock and Yogo (2005) is 16.38. Permanent job is defined as working fulltime/parttime with permanent contract (the reference group is fixed-term contract and casual employment). Skilled occupation is defined as jobs with occupational scales above medium.

Table 3: Impacts of mental health on refugee partners' and children's outcomes

Dependent variable:	Partner employment status	Partner life satisfaction	Child mental health scores	Child school performance below average
	(1)	(2)	(3)	(4)
Standardized mental health scores	-0.004 (0.005)	-1.018* (0.570)	3.170* (1.756)	0.016*** (0.005)
<i>First stage of 2SLS (dependent variable is standardized mental health scores)</i>				
Trauma experience*Year after arrival	-0.023*** (0.006)	-0.228* (0.130)		
Trauma experience			0.537*** (0.183)	0.415*** (0.133)
Kleibergen-Paap F stat.	35.644	28.205	8.766	9.710
AR 95-CIs	[-0.014, 0.004]	[-2.406, -0.465]	[-0.582, 8.685]	[0.001, 0.476]
Dep. Mean	0.200	7.608	8.954	0.061
Other controls	Yes	Yes	Yes	Yes
Individual FE	Yes	Yes	Yes	Yes
Survey wave FE	Yes	Yes	Yes	Yes
Observations	5,297	1,663	351	587
Number of individuals	1,384	986	351	587

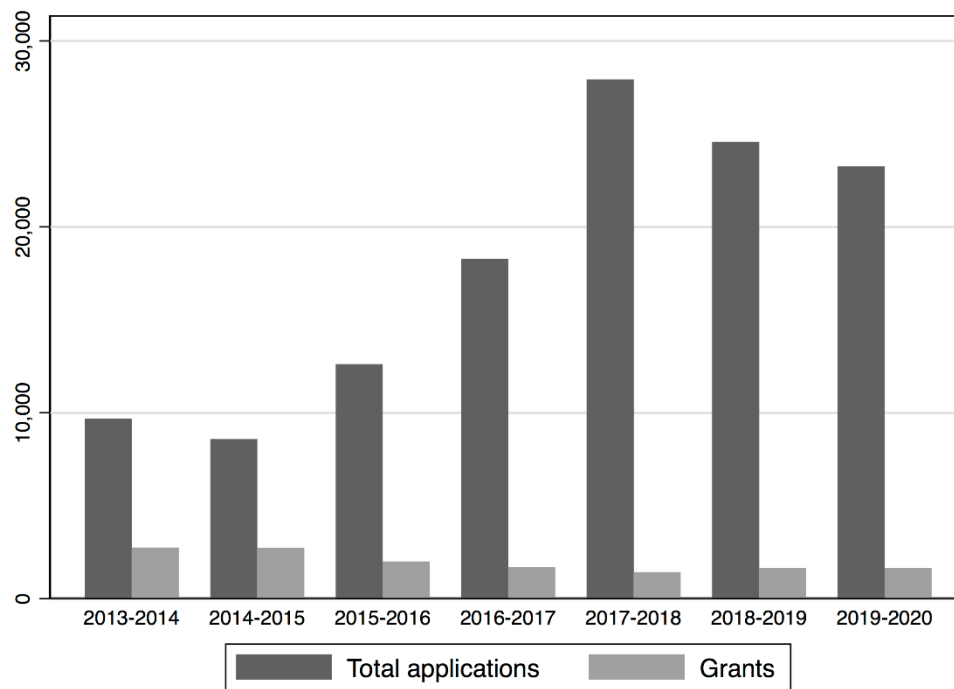
Notes: *** p<0.01, ** p<0.05, * p<0.1. Columns (1) and (2) show results of IV-Logit-FE (marginal effects) and IV-FE models, columns (3) and (4) show results of IV model using data from wave 3 of the BNLA. Standard errors in parentheses are clustered at the individual level. Control variables include age group dummy variables, marital status, household size, language skills (listening, speaking, reading, and writing), residence area, and home ownership. Mental health scores are the sum of the 6-item Kessler Psychological Distress Scale (K6), with a higher score indicating worse mental health. The scores are standardized to have a mean of zero and standard deviation of one.

Table 4: Heterogeneity analysis

Dependent variable:	Employment status	Weekly labor income (\$1,000 AUD)
	(1)	(2)
<i>Panel A: Visa type (Onshore vs offshore)</i>		
Standardized mental health scores*Onshore	-0.002** (0.001)	-0.041*** (0.014)
<i>Panel B: Time in Australia</i>		
Standardized mental health scores*Less than 1 year	-0.081*** (0.027)	-0.038*** (0.012)
<i>Panel C: Spent time in refugee camp before arrival</i>		
Standardized mental health scores*Spent time in camp	-0.004* (0.002)	-0.044** (0.022)
<i>Panel D: Country of origin (Reference: Middle East)</i>		
Standardized mental health scores*South-East Asia	0.025 (0.074)	0.001 (0.002)
Standardized mental health scores*Southern and Central Asia	0.044 (0.076)	0.000 (0.003)
Standardized mental health scores*Sub-Saharan Africa	0.113 (0.089)	0.006* (0.003)
<i>Panel E: Major city vs regional Australia</i>		
Standardized mental health scores*Residence area	0.772 (28.106)	-0.141 (0.416)
<i>Panel F: Social network before arrival</i>		
Standardized mental health scores*No network	-0.098*** (0.031)	-0.031*** (0.008)
<i>Panel G: Government benefit received</i>		
Standardized mental health scores*Not received	-0.001*** (0.0002)	-0.0002* (0.0001)
<i>Panel H: Local community support</i>		
Standardized mental health scores*No support	-0.011 (0.008)	-0.00005 (0.0006)

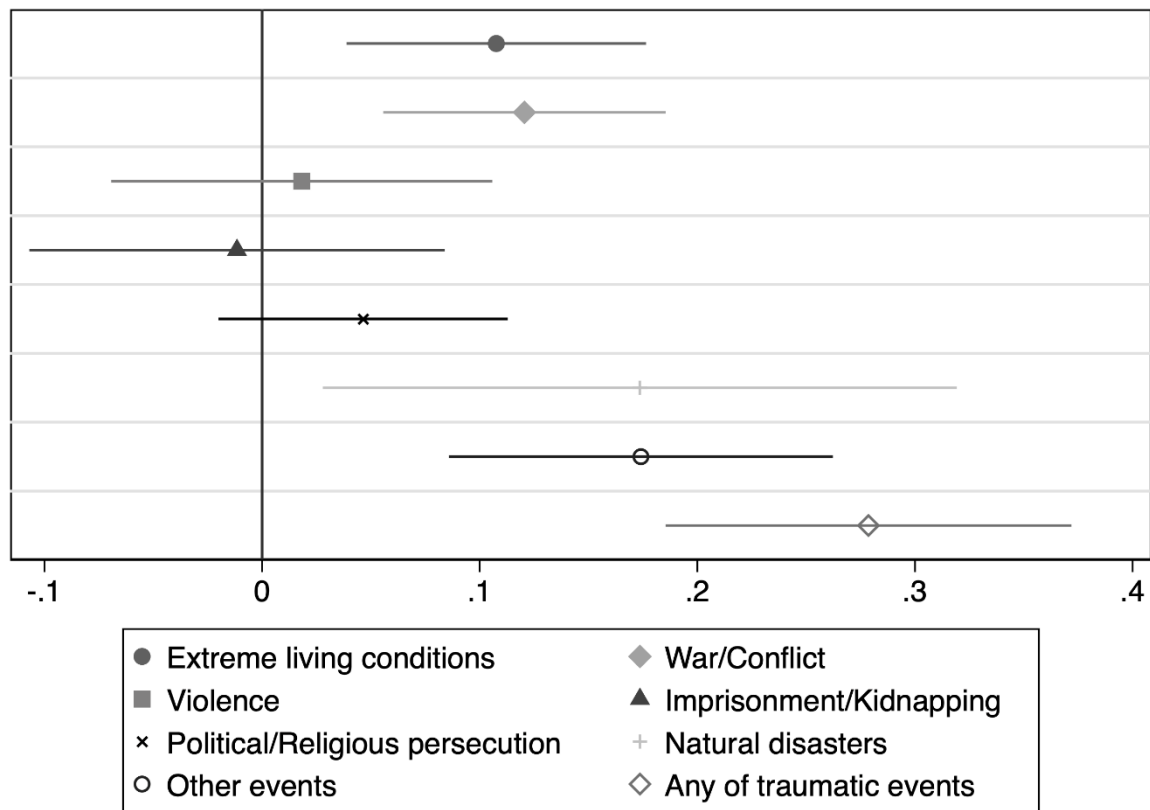
Notes: *** p<0.01, ** p<0.05, * p<0.1. Results of IV-Logit-FE model (marginal effects) in Column (1) and IV-FE model in Column (2). Standard errors in parentheses are clustered at the individual level. Control variables include age group dummy variables, marital status, household size, language skills (listening, speaking, reading, and writing), residence area, and home ownership. Mental health scores are the sum of the 6-item Kessler Psychological Distress Scale (K6), with a higher score indicating worse mental health. The scores are standardized to have a mean of zero and standard deviation of one.

Figure 1: Number of applications and grants of protection over time



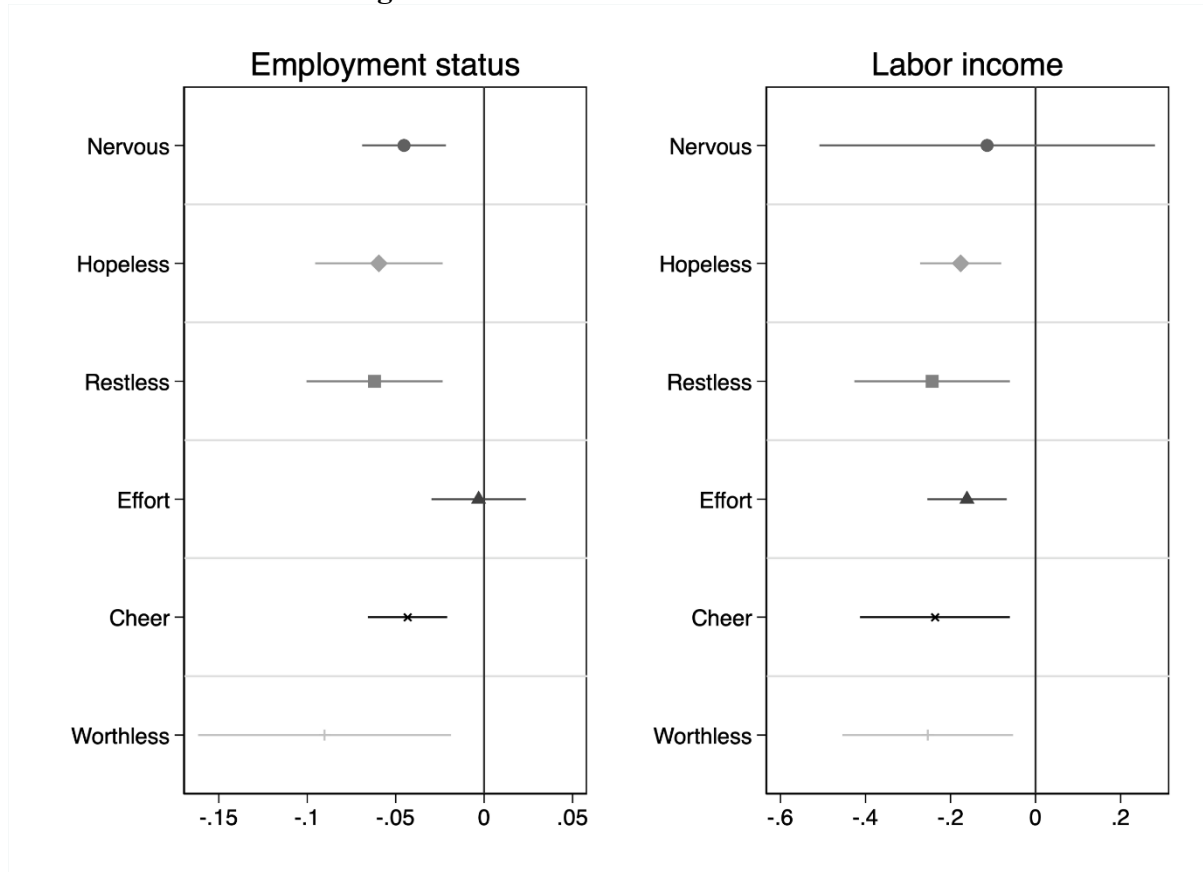
Source: Department of Home Affairs (Australia).

Figure 2: Impacts of different trauma experiences on mental illness



Notes: The figure plots the estimated impacts of trauma experience and their 95% CIs on standardized mental health scores using OLS model. Control variables include age group dummy variables, marital status, household size, language skills (listening, speaking, reading, and writing), residence area, and home ownership. Mental health scores are the sum of the 6-item Kessler Psychological Distress Scale (K6), with a higher score indicating worse mental health. The scores are standardized to have a mean of zero and standard deviation of one.

Figure 3: Dimensions of mental health



Notes: The figures plot the estimated impacts and their 95% CIs for six dimensions of mental health on labor market outcomes using IV-Logit-FE model (marginal effects) for employment status and IV-FE model for weekly labor income (\$1,000 Australian dollars). Mental health scores are the sum of the 6-item Kessler Psychological Distress Scale (K6), with a higher score indicating worse mental health. The scores are standardized to have a mean of zero and standard deviation of one. Control variables include age group dummy variables, marital status, household size, language skills (listening, speaking, reading, and writing), residence area, and home ownership.

Appendix A: Additional Tables and Figures

Table A1: Impacts of mental health on labor outcomes – Full estimation results

Dependent variable:	Employment status		Weekly labor income (\$1,000 AUD)	
	Logit-FE (1)	IV-Logit-FE (2)	FE (3)	IV-FE (4)
Standardized mental health scores	-0.046*** (0.009)	-0.064*** (0.009)	-0.005*** (0.001)	-0.192*** (0.055)
<i>Age groups (Ref: 18-22)</i>				
23-27	0.221*** (0.074)	0.058 (0.646)	0.012*** (0.004)	0.012 (0.018)
28-32	0.592*** (0.061)	0.159 (0.914)	0.038*** (0.006)	0.023 (0.024)
33-37	0.716*** (0.066)	0.251 (0.998)	0.075*** (0.008)	0.053* (0.029)
38-42	0.733*** (0.071)	0.312 (1.002)	0.108*** (0.011)	0.061 (0.039)
43-47	0.737*** (0.073)	0.359 (1.008)	0.131*** (0.011)	0.101** (0.042)
48-52	0.739*** (0.074)	0.425 (2.643)	0.158*** (0.013)	0.151*** (0.051)
53 and older	0.739*** (0.074)	0.494 (3.407)	0.177*** (0.015)	0.175*** (0.063)
Married	0.034 (0.023)	0.042 (0.026)	0.010** (0.004)	-0.009 (0.016)
Household size	-0.003 (0.004)	-0.004 (0.004)	0.004*** (0.001)	0.004* (0.002)
English - listening	0.032* (0.017)	0.043** (0.018)	0.007*** (0.002)	0.011 (0.008)
English - speaking	0.056*** (0.019)	0.075*** (0.019)	0.006** (0.002)	0.010 (0.010)
English - reading	0.003 (0.018)	0.007 (0.019)	-0.003 (0.002)	0.013 (0.011)
English - writing	0.023 (0.017)	0.029 (0.019)	0.001 (0.002)	0.002 (0.010)
Homeowner	0.061 (0.041)	0.083* (0.044)	0.019*** (0.005)	0.014 (0.014)
Residence area	0.058* (0.033)	0.077** (0.036)	-0.001 (0.007)	-0.009 (0.022)
<i>First stage of 2SLS (dependent variable is Standardized mental health scores)</i>				
Trauma experience*Year after arrival		-0.039*** (0.009)		-0.058*** (0.016)
Kleibergen-Paap F stat.		17.692		19.635
AR 95-CIs		[-0.111, -0.031]		[-0.400, -0.124]
Dep. Mean	0.455	0.455	0.716	0.716
Individual FE	Yes	Yes	Yes	Yes
Survey wave FE	Yes	Yes	Yes	Yes
Observations	1,771	3,687	3,687	3,687

Number of individuals	519	1,609	1,609	1,609
-----------------------	-----	-------	-------	-------

Notes: *** $p < 0.01$, ** $p < 0.05$, * $p < 0.1$. Results in Columns (1) and (2) are presented as marginal effects. Standard errors in parentheses are clustered at the individual level. Mental health scores are the sum of the 6-item Kessler Psychological Distress Scale (K6), with a higher score indicating worse mental health. The scores are standardized to have a mean of zero and standard deviation of one. The critical value of the F-test from Stock and Yogo (2005) is 16.38.

Table A2: Impacts of mental health on labor outcomes – Coefficient estimate of IV-Logit-FE model

Dependent variable:	Employment status	Labor force participation	Permanent job	Skilled occupation	Work in agriculture
	(1)	(2)	(3)	(4)	(5)
Standardized mental health scores	-0.765*** (0.108)	-0.542*** (0.079)	-0.185 (0.120)	-0.680*** (0.143)	0.746*** (0.112)
<i>First stage of 2SLS (dependent variable is standardized mental health scores)</i>					
Trauma experience*Year after arrival	-0.039*** (0.009)	-0.023*** (0.006)	-0.039*** (0.009)	-0.039*** (0.009)	-0.039*** (0.009)
Kleibergen-Paap F stat.	17.692	35.644	17.692	17.692	17.692
Dep. Mean	0.455	0.418	0.163	0.135	0.746
Other controls	Yes	Yes	Yes	Yes	Yes
Individual FE	Yes	Yes	Yes	Yes	Yes
Survey wave FE	Yes	Yes	Yes	Yes	Yes
Observations	3,687	7,768	3,687	3,687	3,687
Number of individuals	1,609	2,182	1,609	1,609	1,609

Notes: *** p<0.01, ** p<0.05, * p<0.1. Results of IV-Logit-FE model. Standard errors in parentheses are clustered at the individual level. Control variables include age group dummy variables, marital status, household size, language skills (listening, speaking, reading, and writing), residence area, and home ownership. Mental health scores are the sum of the 6-item Kessler Psychological Distress Scale (K6), with a higher score indicating worse mental health. The scores are standardized to have a mean of zero and standard deviation of one. The critical value of the F-test from Stock and Yogo (2005) is 16.38. Permanent job is defined as working fulltime/parttime with permanent contract (the reference group is fixed-term contract and casual employment). Skilled occupation is defined as jobs with occupational scales above medium.

Table A3: Impacts of mental health on labor outcomes – Results of FE and IV-FE models

VARIABLES	Employment status		Labor force participation		Permanent job		Skilled occupation		Work in agriculture	
	FE	IV-FE	FE	IV-FE	FE	IV-FE	FE	IV-FE	FE	IV-FE
	(1)	(2)	(3)	(4)	(5)	(6)	(7)	(8)	(9)	(10)
Standardized mental health scores	-0.082*** (0.013)	-1.947*** (0.544)	-0.033*** (0.006)	-2.657** (1.086)	-0.010 (0.011)	-0.443 (0.273)	-0.039*** (0.010)	-0.600*** (0.189)	0.068*** (0.012)	1.329*** (0.385)
<i>First stage of 2SLS (dependent variable is standardized mental health scores)</i>										
Trauma experience*Year after arrival		-0.058*** (0.016)		-0.058*** (0.016)		-0.058*** (0.016)		-0.058*** (0.016)		-0.058*** (0.016)
Kleibergen-Paap F stat.		17.692		17.692		17.692		17.692		17.692
AR 95-CIs		[-4.014, -1.262]		[-10.924, -1.498]		[-1.811, -0.070]		[-1.355, -0.351]		[0.837, 2.754]
Dep. Mean	0.455	0.455	0.418	0.418	0.163	0.163	0.135	0.135	0.746	0.746
Other controls	Yes	Yes	Yes	Yes	Yes	Yes	Yes	Yes	Yes	Yes
Individual FE	Yes	Yes	Yes	Yes	Yes	Yes	Yes	Yes	Yes	Yes
Survey wave FE	Yes	Yes	Yes	Yes	Yes	Yes	Yes	Yes	Yes	Yes
Observations	3,687	3,687	7,768	7,768	3,687	3,687	3,687	3,687	3,687	3,687
Number of individuals	1,609	1,609	2,182	2,182	1,609	1,609	1,609	1,609	1,609	1,609

Notes: *** p<0.01, ** p<0.05, * p<0.1. Standard errors in parentheses are clustered at the individual level. Control variables include age group dummy variables, marital status, household size, language skills (listening, speaking, reading, and writing), residence area, and home ownership. Mental health scores are the sum of the 6-item Kessler Psychological Distress Scale (K6), with a higher score indicating worse mental health. The scores are standardized to have a mean of zero and standard deviation of one. The critical value of the F-test from Stock and Yogo (2005) is 16.38.

Table A4: Impacts of mental health on labor outcomes – Non-standardized mental health score

Dependent variable:	Employment status		Weekly labor income (\$1,000 AUD)	
	Logit-FE (1)	IV-Logit-FE (2)	FE (3)	IV-FE (4)
Mental health scores	-0.008*** (0.002)	-0.011*** (0.001)	-0.0008*** (0.0002)	-0.032*** (0.009)
<i>First stage of 2SLS (dependent variable is non-standardized mental health scores)</i>				
Trauma experience*Year after arrival		-0.229*** (0.053)		-0.347*** (0.096)
Kleibergen-Paap F stat.		17.692		19.635
AR 95-CIs		[-0.023, -0.007]		[-0.067, -0.021]
Dep. Mean	0.455	0.455	0.716	0.716
Other controls	Yes	Yes	Yes	Yes
Individual FE	Yes	Yes	Yes	Yes
Survey wave FE	Yes	Yes	Yes	Yes
Observations	1,771	3,687	3,687	3,687
Number of individuals	519	1,609	1,609	1,609

Notes: *** p<0.01, ** p<0.05, * p<0.1. Results in Columns (1) and (2) are presented as marginal effects. Standard errors in parentheses are clustered at the individual level. Control variables include age group dummy variables, marital status, household size, language skills (listening, speaking, reading, and writing), residence area, and home ownership. Mental health scores are the sum of the 6-item Kessler Psychological Distress Scale (K6), with a higher score indicating worse mental health. The critical value of the F-test from Stock and Yogo (2005) is 16.38.

Table A5: Impacts of mental health on labor income – Sample of workers with positive incomes

Dependent variable:	Weekly labor income (\$1,000 AUD)	
	FE (1)	FE (2)
Standardized mental health scores	-0.004* (0.002)	-0.233** (0.110)
<i>First stage of 2SLS (dependent variable is standardized mental health scores)</i>		
Trauma experience*Year after arrival		-0.064** (0.028)
Kleibergen-Paap F stat.		55.517
AR 95-CIs		[-2.023, -0.112]
Dep. Mean	0.716	0.716
Other controls	Yes	Yes
Individual FE	Yes	Yes
Survey wave FE	Yes	Yes
Observations	1,772	1,772
Number of individuals	843	843

Notes: *** p<0.01, ** p<0.05, * p<0.1. Results of FE model in Column (1) and IV-FE model in Column (2). Standard errors in parentheses are clustered at the individual level. Control variables include age group dummy variables, marital status, household size, language skills (listening, speaking, reading, and writing), residence area, and home ownership. Mental health scores are the sum of the 6-item Kessler Psychological Distress Scale (K6), with a higher score indicating worse mental health. The scores are standardized to have a mean of zero and standard deviation of one. The critical value of the F-test from Stock and Yogo (2005) is 16.38.

Table A6: Attrition test – Balanced sample

Dependent variable:	Employment status	Weekly labor income (\$1,000 AUD)
	(1)	(2)
Standardized mental health scores	-0.048*** (0.010)	-0.200*** (0.065)
<i>First stage of 2SLS (dependent variable is standardized mental health scores)</i>		
Trauma experience*Year after arrival	-0.044*** (0.011)	-0.063*** (0.020)
Kleibergen-Paap F stat.	17.627	19.635
AR 95-CIs	[-0.094, -0.019]	[-0.469, -0.124]
Dep. Mean	0.455	0.716
Other controls	Yes	Yes
Individual FE	Yes	Yes
Survey wave FE	Yes	Yes
Observations	2,497	2,497
Number of individuals	1,003	1,003

Notes: *** p<0.01, ** p<0.05, * p<0.1. Results of IV-Logit-FE model (marginal effects) in Column (1) and IV-FE model in Column (2). Standard errors in parentheses are clustered at the individual level. Control variables include age group dummy variables, marital status, household size, language skills (listening, speaking, reading, and writing), residence area, and home ownership. Mental health scores are the sum of the 6-item Kessler Psychological Distress Scale (K6), with a higher score indicating worse mental health. The scores are standardized to have a mean of zero and standard deviation of one. The critical value of the F-test from Stock and Yogo (2005) is 16.38.

Table A7: Impacts of mental health on labor outcomes – Weighted regression

Dependent variable:	Employment status	Weekly labor income (\$1,000 AUD)
	(1)	(2)
Standardized mental health scores	-0.058*** (0.009)	-0.188*** (0.057)
<i>First stage of 2SLS (dependent variable is standardized mental health scores)</i>		
Trauma experience*Year after arrival	-0.043*** (0.011)	-0.058*** (0.017)
Kleibergen-Paap F stat.	21.383	21.383
AR 95-CIs	[-0.111, -0.031]	[-0.400, -0.124]
Dep. Mean	0.455	0.716
Other controls	Yes	Yes
Individual FE	Yes	Yes
Survey wave FE	Yes	Yes
Observations	3,687	3,687
Number of individuals	1,609	1,609

Notes: *** p<0.01, ** p<0.05, * p<0.1. Results of IV-Logit-FE model (marginal effects) in Column (1) and IV-FE model in Column (2). Standard errors in parentheses are clustered at the individual level. Control variables include age group dummy variables, marital status, household size, language skills (listening, speaking, reading, and writing), residence area, and home ownership. Mental health scores are the sum of the 6-item Kessler Psychological Distress Scale (K6), with a higher score indicating worse mental health. The scores are standardized to have a mean of zero and standard deviation of one. The critical value of the F-test from Stock and Yogo (2005) is 16.38.

Table A8: Impacts of mental health on labor outcomes – Excluding language skills variables

Dependent variable:	Employment status	Weekly labor income (\$1,000 AUD)
	(1)	(2)
Standardized mental health scores	-0.067*** (0.009)	-0.183*** (0.046)
<i>First stage of 2SLS (dependent variable is standardized mental health scores)</i>		
Trauma experience*Year after arrival	-0.045*** (0.009)	-0.066*** (0.016)
Kleibergen-Paap F stat.	17.692	19.635
AR 95-CIs	[-0.095, -0.032]	[-0.334, -0.123]
Dep. Mean	0.455	0.716
Other controls	Yes	Yes
Individual FE	Yes	Yes
Survey wave FE	Yes	Yes
Observations	3,687	3,687
Number of individuals	1,609	1,609

Notes: *** $p < 0.01$, ** $p < 0.05$, * $p < 0.1$. Results of IV-Logit-FE model (marginal effects) in Column (1) and IV-FE model in Column (2). Standard errors in parentheses are clustered at the individual level. Control variables include age group dummy variables, marital status, household size, residence area, and home ownership. Mental health scores are the sum of the 6-item Kessler Psychological Distress Scale (K6), with a higher score indicating worse mental health. The scores are standardized to have a mean of zero and standard deviation of one. The critical value of the F-test from Stock and Yogo (2005) is 16.38.

Table A9: Impacts of overall health and physical health

Dependent variable:	Employment status		Weekly labor income (\$1,000 AUD)	
	(1)	(2)	(3)	(4)
Overall health issue	-0.020** (0.008)		-0.002*** (0.001)	
Physical health issue		-0.010 (0.165)		-0.030* (0.017)
<i>First stage of 2SLS</i>				
Trauma experience*Year after arrival	-0.001*** (0.0002)	-0.0001*** (0.00003)	-0.001*** (0.0002)	-0.0001*** (0.00003)
Kleibergen-Paap F stat.	24.517	7.652	24.517	7.652
AR 95-CIs	[-0.040, -0.005]	[-0.386, 0.545]	[-0.005, -0.001]	[-0.106, -0.002]
Dep. Mean	0.455	0.455	0.716	0.716
Other controls	Yes	Yes	Yes	Yes
Individual FE	Yes	Yes	Yes	Yes
Survey wave FE	Yes	Yes	Yes	Yes
Observations	3,687	1,863	3,687	1,863
Number of individuals	1,609	1,147	1,609	1,147

Notes: *** p<0.01, ** p<0.05, * p<0.1. Results of IV-Logit-FE model (marginal effects) in Columns (1)-(2) and IV-FE model in Columns (3)-(4). Standard errors in parentheses are clustered at the individual level. Control variables include age group dummy variables, marital status, household size, language skills (listening, speaking, reading, and writing), residence area, and home ownership. The critical value of the F-test from Stock and Yogo (2005) is 16.38.

Table A10 Impacts of mental health on labor outcomes: Impacts of mental health on labor outcomes – Dummy indicator

Dependent variable:	Employment status	Weekly labor income (\$1,000 AUD)
	(1)	(2)
Serious mental illness	-0.064*** (0.014)	-0.423*** (0.159)
<i>First stage of 2SLS (dependent variable is serious mental illness)</i>		
Trauma experience*Year after arrival	-0.023*** (0.005)	-0.026*** (0.010)
Kleibergen-Paap F stat.	17.312	16.988
AR 95-CIs	[-0.304, -0.039]	[-1.414, -0.244]
Dep. Mean	0.455	0.716
Other controls	Yes	Yes
Individual FE	Yes	Yes
Survey wave FE	Yes	Yes
Observations	3,687	3,687
Number of individuals	1,609	1,609

Notes: *** p<0.01, ** p<0.05, * p<0.1. Results of IV-Logit-FE model (marginal effects) in Column (1) and IV-FE model in Column (2). Standard errors in parentheses are clustered at the individual level. Control variables include age group dummy variables, marital status, household size, language skills (listening, speaking, reading, and writing), residence area, and home ownership. The critical value of the F-test from Stock and Yogo (2005) is 16.38.

Table A11: Impacts of mental health on labor outcomes – Post-traumatic stress disorder

Dependent variable:	Employment status	Weekly labor income (\$1,000 AUD)
	(1)	(2)
Post-traumatic stress disorder	-0.035** (0.017)	-0.599** (0.264)
<i>First stage of 2SLS (dependent variable is post-traumatic stress disorder)</i>		
Trauma experience*Year after arrival	-0.018*** (0.005)	-0.019** (0.008)
Kleibergen-Paap F stat.	19.070	47.439
AR 95-CIs	[-0.202, -0.017]	[-3.882, -0.318]
Dep. Mean	0.455	0.716
Other controls	Yes	Yes
Individual FE	Yes	Yes
Survey wave FE	Yes	Yes
Observations	3,621	3,621
Number of individuals	1,593	1,593

Notes: *** p<0.01, ** p<0.05, * p<0.1. Results of IV-Logit-FE model (marginal effects) in Column (1) and IV-FE model in Column (2). Standard errors in parentheses are clustered at the individual level. Control variables include age group dummy variables, marital status, household size, language skills (listening, speaking, reading, and writing), residence area, and home ownership. The critical value of the F-test from Stock and Yogo (2005) is 16.38.

Table A12: Fractional regression

Dependent variable:	Labor force participation	Employment status
	(1)	(2)
Standardized mental health scores	-0.011*** (0.001)	-0.069*** (0.006)
Dep. Mean	0.418	0.455
Other controls	Yes	Yes
Survey wave FE	Yes	Yes
Observations	7,768	3,893

Notes: *** p<0.01, ** p<0.05, * p<0.1. The fractional regression is conducted by using Stata command ‘*cmp*’ developed by Roodman (2011). Control variables include age group dummy variables, marital status, household size, language skills (listening, speaking, reading, and writing), residence area, and home ownership. Mental health scores are the sum of the 6-item Kessler Psychological Distress Scale (K6), with a higher score indicating worse mental health. The scores are standardized to have a mean of zero and standard deviation of one.

Table A13: Impacts of mental health on labor outcomes – Mental health at time (*t-1*)

Dependent variable:	Employment status	Weekly labor income (\$1,000 AUD)
	(1)	(2)
Standardized mental health scores at (<i>t-1</i>)	-0.049*** (0.005)	-0.144* (0.079)
<i>First stage of 2SLS (dependent variable is standardized mental health scores)</i>		
Trauma experience*Year after arrival	-0.041*** (0.012)	-0.085* (0.045)
Kleibergen-Paap F stat.	16.972	18.444
AR 95-CIs	[-0.094, -0.025]	[-0.295, -0.084]
Dep. Mean	0.455	0.716
Other controls	Yes	Yes
Individual FE	Yes	Yes
Survey wave FE	Yes	Yes
Observations	2,805	2,805
Number of individuals	1,406	1,406

Notes: *** $p < 0.01$, ** $p < 0.05$, * $p < 0.1$. Results of IV-Logit-FE model (marginal effects) in Column (1) and IV-FE model in Column (2). Standard errors in parentheses are clustered at the individual level. Control variables include age group dummy variables, marital status, household size, language skills (listening, speaking, reading, and writing), residence area, and home ownership. Mental health scores are the sum of the 6-item Kessler Psychological Distress Scale (K6), with a higher score indicating worse mental health. The scores are standardized to have a mean of zero and standard deviation of one. The critical value of the F-test from Stock and Yogo (2005) is 16.38.

Table A14: Impacts of mental health on labor outcomes – Intensity of trauma experience

Dependent variable:	Employment status	Weekly labor income (\$1,000 AUD)
	(1)	(2)
Standardized mental health scores	-0.064*** (0.009)	-0.361** (0.157)
<i>First stage of 2SLS (dependent variable is standardized mental health scores)</i>		
Trauma experience (intensity)*Year after arrival	-0.009*** (0.003)	-0.009** (0.004)
Kleibergen-Paap F stat.	23.158	28.882
AR 95-CIs	[-0.273, -0.041]	[-1.396, -0.205]
Dep. Mean	0.455	0.716
Other controls	Yes	Yes
Individual FE	Yes	Yes
Survey wave FE	Yes	Yes
Observations	3,687	3,687
Number of individuals	1,609	1,609

Notes: *** $p < 0.01$, ** $p < 0.05$, * $p < 0.1$. Results of IV-Logit-FE model (marginal effects) in Column (1) and IV-FE model in Column (2). Standard errors in parentheses are clustered at the individual level. Control variables include age group dummy variables, marital status, household size, language skills (listening, speaking, reading, and writing), residence area, and home ownership. The critical value of the F-test from Stock and Yogo (2005) is 16.38. Mental health scores are the sum of the 6-item Kessler Psychological Distress Scale (K6), with a higher score indicating worse mental health. The scores are standardized to have a mean of zero and standard deviation of one.

Table A15: Plausibly exogenous instrument regressions

Dependent variable:	Employment status	Weekly labor income (\$1,000 AUD)
	(1)	(2)
Standardized mental health scores	-0.064*** (0.009)	-0.192*** (0.055)
Lower bound	-0.076	-0.271
Upper bound	-0.022	-0.093

Notes: The lower bound and upper bound are estimated using the *plausexog* command in Stata developed by Clarke and Matta (2018). Mental health scores are the sum of the 6-item Kessler Psychological Distress Scale (K6), with a higher score indicating worse mental health. The scores are standardized to have a mean of zero and standard deviation of one.

Appendix B: Data

The data used in this analysis are taken from the BNLA, which is designed to trace the settlement journey of humanitarian migrants from their early months in Australia to their eligibility for citizenship. This is the largest survey of humanitarian migrants in Australia, and one of the largest studies of its type in the world (Edwards *et al.*, 2018).¹⁷ The first wave of data collection was undertaken between October 2013 and March 2014, and additional waves have been conducted annually using face-to-face interviews (in waves 1, 3 and 5) and telephone interviews (in waves 2 and 4). To be eligible for the study, participants had to have arrived in Australia in the three to six months preceding the start of wave 1 fieldwork and already be holding a permanent protection visa (the ‘offshore’ group), or to have been granted a permanent protection visa in the previous three to six months after their arrival in Australia by boat or on another visa type (the ‘onshore’ group). A total of 1,509 Principal Applicants, 755 adult Secondary Applicants and 135 adolescent Secondary Applicants (aged 15 to 17 years) were recruited to wave 1, yielding 2,399 participants in total. The attrition rate in BNLA is relatively lower than that in other surveys in Australia (Flatau *et al.*, 2015). Among wave 1, 2,009 respondents (84%) were re-interviewed in wave 2, 1,894 (79%) in wave 3; 1,929 (80%) in wave 4, and 1,881 (78%) in wave 5.

A unique feature of this study is that it covers a wide range of topics including housing, English language proficiency, employment, financial circumstances, immigration experience and experiences of trauma and health, with additional information collected about children’s settlement experiences at wave 3. In terms of labor market outcomes, the survey provides rich information on current employment status and employment characteristics, experience of unemployment and income and government benefits received, among others. We use two measures of labor market outcomes available from the BNLA: (i) employment status conditional on being in the labor force (equal to one if having a paid job in the last seven days; and zero if not); and (ii) weekly labor income (measured by total real income of all jobs). In the additional analysis, we also examine other labor market outcomes (LFP, employment type, and job occupation) and life outcomes (life satisfaction, child mental health and school performance).

Information on health status of refugees include self-rated health, injury or disability, life stressors and coping, and mental health. Our analysis is focused on mental health of refugees measured by the six-item Kessler Screening Scale for Psychological Distress (K6). The K6 was developed by Kessler *et al.* (2002) and has been used widely in the economic literature for measuring non-specific psychological distress (e.g., Andersen, 2015; Gong *et al.*, 2020). The six items ask individuals how often, during the past four weeks preceding the survey, an individual felt: (1) nervous, (2) hopeless, (3) restless or fidgety, (4) so depressed that nothing could cheer me up, (5) everything was an effort, and (6) life is meaningless (worthless). Respondents can choose among: all of the time, most of the time, some of the time, little of the time, or none of the time. The answers are then scored on a five-point scale, with total scores ranging from 6 to 30, and a higher score indicating worse mental health. The index is then standardized to have a mean of zero and standard deviation of one.

¹⁷ Most studies examining labor market outcomes in Australia use a small sample of refugees. For example, Correa-Velez *et al.* (2013) use a sample of 233 refugees and find that length of time in Australia and informal networks, among others, were significant predictors of employment. Focusing on refugees living in Sydney, Waxman (2001) shows that those who had pre-immigration paid job experience, completed study/job training and better job searching knowledge/language skills are more likely to participate in the labor force. Newman *et al.* (2018) find correlation between social support and psychological wellbeing using a sample of 190 refugees in Melbourne.

Respondents in the BNLA survey were also asked about whether they had experienced or witnessed any traumatic events before arriving in Australia. These include extreme living conditions (e.g., lack of food, water, shelter or medicine), war/conflict, violence, kidnapping or imprisonment, political/religious persecution, natural disaster, and/or other events. We then create an indicator of any trauma experience, interacted with time indicator, as the instrumental variable in our analysis. We also examine the intensity of trauma experience (measured by total events experienced by refugees) as a robustness check. For the heterogeneity analysis, we obtain information on a wide range of refugee characteristics before and after resettlement such as time spent in refugee camps, social networks, and local/government benefits received. Table B1 provides summary statistics of all variables used in our analysis.

References

- Andersen, M. (2015). Heterogeneity and the effect of mental health parity mandates on the labor market. *Journal of Health Economics*, 43, 74-84.
- Correa-Velez, I., Barnett, A. G., & Gifford, S. (2015). Working for a better life: Longitudinal evidence on the predictors of employment among recently arrived refugee migrant men living in Australia. *International Migration*, 53(2), 321-337.
- Edwards, B., Smart, D., De Maio, J., Silbert, M., & Jenkinson, R. (2018). Cohort Profile: Building a New Life in Australia (BNLA): the longitudinal study of humanitarian migrants. *International Journal of Epidemiology*, 47(1), 20-20h.
- Flatau, P., Smith, J., Carson, G., Miller, J., Burvill, A., & Brand, R. (2015). The housing and homelessness journeys of refugees in Australia. Australian Housing and Urban Research Institute: Melbourne, Australia.
- Gong, J., Lu, Y., & Xie, H. (2020). The average and distributional effects of teenage adversity on long-term health. *Journal of Health Economics*, 71, 102288.
- Kessler, R. C., Andrews, G., Colpe, L. J., ... & Zaslavsky, A. M. (2002). Short screening scales to monitor population prevalences and trends in non-specific psychological distress. *Psychological Medicine*, 32(6), 959.
- Newman, A., Nielsen, I., Smyth, R., & Hirst, G. (2018). Mediating role of Psychological capital in the relationship between social support and wellbeing of refugees. *International Migration*, 56(2), 117-132.
- Waxman, P. (2001). The Economic Adjustment of Recently Arrived Bosnian, Afghan and Iraqi Refugees in Sydney, Australia. *International Migration Review*, 35(2), 472-505.

Table B1: Data sources and summary statistics

Variable	Descriptions	Mean	Standard deviation	Min	Max
<i>Main outcomes</i>					
Employment status	= 1 employed in a paid job in the last seven days; 0 = otherwise	0.455	0.498	0.000	1.000
Labor income	Weekly (real) income from all jobs in \$1,000 AUD.	0.716	0.429	0.000	4.598
<i>Other outcomes</i>					
Labor force participation (LFP)	= 1 if employed in a paid job in the last seven days, or looked for a paid job in the past four weeks, 0 otherwise	0.418	0.493	0.000	1.000
Permanent job	= 1 if working on permanent job, 0 otherwise	0.163	0.370	0.000	1.000
Skilled occupation	= 1 if having a skilled occupation, 0 otherwise	0.135	0.342	0.000	1.000
Agriculture	= 1 if working in agricultural sector, 0 otherwise	0.746	0.435	0.000	1.000
Number of work hours per week	Total number of work hours per week	32.654	13.876	1.000	125.000
Life satisfaction	0 (Completely dissatisfied) – 10 (Completely satisfied)	7.597	2.120	0.000	10.000
Partner labor force participation	= 1 if partner was employed in a paid job in the last seven days, or looked for a paid job in the past four weeks, 0 otherwise	0.200	0.400	0.000	1.000
Partner life satisfaction	0 (Completely dissatisfied) – 10 (Completely satisfied)	7.608	2.014	1.000	10.000
Child mental health	Kessler 6 total score of children	8.954	5.323	0.000	29.000
Child education performance below average	= 1 if overall achievement at school is below average, 0 otherwise	0.061	0.240	0.000	1.000
<i>Mental health measures</i>					
Mental health	Kessler 6 Total Score	11.695	5.513	6.000	30.000
Mental health - nervous	Feeling nervous in the last four weeks (1. None of the time; 2. A little of the time; 3. Some of the time; 4. Most of the time; 5. All of the time).	2.101	1.151	1.000	5.000
Mental health - hopeless	Feeling hopeless in the last four weeks (1. None of the time; 2. A little of the time; 3. Some of the time; 4. Most of the time; 5. All of the time).	1.825	1.117	1.000	5.000
Mental health - restless	Feeling restless or fidgety in the last four weeks (1. None of the time; 2. A little of the time; 3. Some of the time; 4. Most of the time; 5. All of the time).	1.960	1.165	1.000	5.000
Mental health - effort	Feeling that everything was an effort in the last four weeks (1. None of the time; 2. A little of the time; 3. Some of the time; 4. Most of the time; 5. All of the time).	2.426	1.430	1.000	5.000

Mental health - cheer	Feeling that nothing could cheer you up in the last four weeks (1. None of the time; 2. A little of the time; 3. Some of the time; 4. Most of the time; 5. All of the time).	1.871	1.148	1.000	5.000
Mental health - worthless	Feeling worthless in the last four weeks (1. None of the time; 2. A little of the time; 3. Some of the time; 4. Most of the time; 5. All of the time).	1.512	0.971	1.000	5.000
Control variables					
18-22	Age groups	0.143	0.351	0.000	1.000
23-27		0.179	0.384	0.000	1.000
28-32		0.169	0.375	0.000	1.000
33-37		0.155	0.362	0.000	1.000
38-42		0.133	0.340	0.000	1.000
43-47		0.115	0.319	0.000	1.000
48-52		0.068	0.251	0.000	1.000
53 and older		0.037	0.189	0.000	1.000
Marital status	= 1 if married, 0 otherwise	0.569	0.495	0.000	1.000
Household size	Number of household members	3.918	2.080	1.000	15.000
English - listening	English speaking proficiency (1. Very Well; 2. Well; 3. Not well; 4. Not at all)	2.292	0.760	1.000	4.000
English - speaking		2.387	0.763	1.000	4.000
English - reading		2.366	0.816	1.000	4.000
English - writing		2.446	0.825	1.000	4.000
Home ownership	= 1 if homeowner, 0 otherwise	0.143	0.351	0.000	1.000
Other variables (heterogeneity analysis)					
Visa type	= 1 if refugee; 0 if other humanitarian protections	0.622	0.485	0.000	1.000
Migration pathway	= 1 if onshore; 0 if offshore	0.247	0.431	0.000	1.000
Time in Australia	= 1 if less than a year, 0 otherwise	0.764	0.425	0.000	1.000
Camp	= 1 if spent time in refugee camp before arrival, 0 otherwise	0.229	0.420	0.000	1.000
Residence area	= 1 if living in remote areas, 0 if major cities	0.100	0.300	0.000	1.000
Network	= 1 if having social network before arrival, 0 otherwise	0.681	0.466	0.000	1.000
Government benefit	= 1 if receiving government benefits, 0 otherwise	0.534	0.499	0.000	1.000

Local community support	= 1 if receiving local community benefits, 0 otherwise	0.498	0.500	0.000	1.000
<i>Instrument</i>					
Trauma experience	= 1 if experiencing any trauma before arrived, 0 otherwise	0.896	0.305	0.000	1.000
Number of observations			3,687		
Number of individuals			1,609		
