

Schilling, Pia; Stillman, Steven

Working Paper

The Impact of Natives' Attitudes Towards Immigrants on Their Integration in the Host Country

CESifo Working Paper, No. 9308

Provided in Cooperation with:

Ifo Institute – Leibniz Institute for Economic Research at the University of Munich

Suggested Citation: Schilling, Pia; Stillman, Steven (2021) : The Impact of Natives' Attitudes Towards Immigrants on Their Integration in the Host Country, CESifo Working Paper, No. 9308, Center for Economic Studies and Ifo Institute (CESifo), Munich

This Version is available at:

<https://hdl.handle.net/10419/245489>

Standard-Nutzungsbedingungen:

Die Dokumente auf EconStor dürfen zu eigenen wissenschaftlichen Zwecken und zum Privatgebrauch gespeichert und kopiert werden.

Sie dürfen die Dokumente nicht für öffentliche oder kommerzielle Zwecke vervielfältigen, öffentlich ausstellen, öffentlich zugänglich machen, vertreiben oder anderweitig nutzen.

Sofern die Verfasser die Dokumente unter Open-Content-Lizenzen (insbesondere CC-Lizenzen) zur Verfügung gestellt haben sollten, gelten abweichend von diesen Nutzungsbedingungen die in der dort genannten Lizenz gewährten Nutzungsrechte.

Terms of use:

Documents in EconStor may be saved and copied for your personal and scholarly purposes.

You are not to copy documents for public or commercial purposes, to exhibit the documents publicly, to make them publicly available on the internet, or to distribute or otherwise use the documents in public.

If the documents have been made available under an Open Content Licence (especially Creative Commons Licences), you may exercise further usage rights as specified in the indicated licence.

The Impact of Natives'
Attitudes Towards Immigrants
on Their Integration in the
Host Country

Pia Schilling, Steven Stillman

Impressum:

CESifo Working Papers

ISSN 2364-1428 (electronic version)

Publisher and distributor: Munich Society for the Promotion of Economic Research - CESifo GmbH

The international platform of Ludwigs-Maximilians University's Center for Economic Studies and the ifo Institute

Poschingerstr. 5, 81679 Munich, Germany

Telephone +49 (0)89 2180-2740, Telefax +49 (0)89 2180-17845, email office@cesifo.de

Editor: Clemens Fuest

<https://www.cesifo.org/en/wp>

An electronic version of the paper may be downloaded

- from the SSRN website: www.SSRN.com
- from the RePEc website: www.RePEc.org
- from the CESifo website: <https://www.cesifo.org/en/wp>

The Impact of Natives' Attitudes Towards Immigrants on Their Integration in the Host Country

Abstract

Exploiting the random allocation of asylum seekers to different locations in Germany, we study the impact of right-wing voting on refugees' integration. We find that in municipalities with more voting for the right-wing AfD, refugees have worse economic and social integration. These impacts are largest for groups targeted by AfD campaigns and refugees are also more likely to suffer from harassment and right-wing attacks in areas with greater AfD support. Positive interactions with locals are also less likely in these areas.

JEL-Codes: J150, J610, Z130.

Keywords: immigrants' integration, refugees, hostile attitudes, voting behaviour.

Pia Schilling

*Free University of Bolzano-Bozen / Italy
pia.schilling@economics.unibz.it*

*Steven Stillman**

*Free University of Bolzano-Bozen / Italy
steven.stillman@unibz.it*

*corresponding author

September 2021

This paper started as Pia Schilling's master's thesis at the Free University of Bozen-Bolzano in 2019. We thank Davide Cantoni, Felix Hagemeister, and Mark Westcott for providing us with the crosswalk to NSDAP elections and today's municipalities. We thank Hillel Rapoport, Camille Hémet, Hippolyte d'Albis, Katia Gallegos Torres, Mirco Tonin, Alexia Lochmann, Paolo Roberti, Friederike Hertweck, and attendees at the BeNA Labor Economics Workshop as well as participants at the PSE summer school in migration for valuable feedback. Furthermore, we would like to thank Christian Schmidt from the regional council of Karlsruhe for valuable information on the process of allocating refugees and Thomas Wöhler for helping with access to the SOEP remote data at the Cluster of Excellence "The Politics of Inequality" at the University of Konstanz. All analysis was undertaken here to enable access to disaggregated geographical information.

1 Introduction

The EU received almost 2.6 million asylum applications in 2015 and 2016 combined, with over 75% of these individuals fleeing conflict in Syria, Iraq, and Afghanistan (Eurostat 2020, Spindler 2015). This sudden inflow quickly dominated media headlines and the political debate, and became known as the “European Refugee Crisis” (Fengler & Kreutler 2020). Past immigrants to Europe as well as their children have been found to generally integrate slowly both economically and socially (Algan et al. 2010, 2012). Given the size and context of this recent inflow, it is crucial that better integration outcomes are achieved. While initial attitudes towards these refugees were positive in many countries, opinions have quickly polarized with right-wing political groups accusing them of importing crime and regressive social attitudes (Hoven & Hestermann 2019).¹

This paper studies how the host society’s attitude towards immigrants influences the integration of recent refugees. Specifically, we examine the relationship between local (municipality) support for the right-wing populist political party, Alternative for Germany (AfD), and the economic and social integration of refugees who arrived in Germany during the European Refugee Crisis, controlling for a wide variety of other local characteristics. As discussed below, anti-immigrant and anti-refugee rhetoric is a core part of the AfD’s party platform.² Recent work has argued that the attitudes of locals are potentially an important factor influencing immigrant integration (Bisin & Tura 2019).

We are able to identify the causal impact of local attitudes because new refugees to Germany are randomly allocated to municipalities based on a quota system and they normally

¹The term “refugee” is used in this paper to describe any immigrant who has applied for or has received asylum status or who resides in Germany under any other protection status. It does not necessarily reflect an immigrant’s legal status.

²Several papers show a correlation between right-wing voting and unfavorable attitudes towards immigrants (Avdeenko & Siedler 2017, Billiet & De Witte 1995, Bukow 2017, Lubbers & Scheepers 2000). Jaschke et al. (2020) also proxies attitudes towards immigrants in Germany using AfD voting. We discuss their related contribution in more detail below.

cannot move to other municipalities until their status is accepted.³ Importantly, previous research has found that immigrants are less likely to move to municipalities that have voiced anti-immigrant attitudes (Bracco et al. 2018, Slotwinski & Stutzer 2019), hence it is critical to have an identification strategy that eliminates the possibility of this type of selection.⁴

We measure integration outcomes using high quality data from a representative sample of refugees who came to Germany between 2013 and 2016 (the IAB-BAMF-SOEP Survey of Refugees). This is the largest representative survey of refugees in Europe and asks a variety of questions about economic and social integration, as well as detailed questions about each refugee’s sociodemographic background. We are also able to identify the municipality of residence for all sample members in the secure access version of the data. Germany was a particularly large recipient country during the latest refugee inflows; by the end of 2016, around 1.22 million asylum seekers had arrived in Germany, which accounted for 47.3% of all asylum applications in the EU in those years (BAMF 2017, Eurostat 2020, European Migration Network 2017).

We first show that the quota is implemented as it is designed and refugees are randomly assigned to locations in Germany conditional on population shares, and specifically that there is no relationship between past election outcomes and the number of refugees assigned to each county. We also show, as has been found in Gehrsitz & Ungerer (2017) and Schaub et al. (2021), that the arrival of refugees in a particular county or municipality does not influence local voting for the AfD. Hence, from the refugees’ perspective, the attitude of Germans in their municipality of residence is randomly allocated.

Our main finding is that controlling for a wide variety of local characteristics, including

³Since 2016, accepted refugees are no longer allowed to move between federal states and in several states are even obliged to stay in the municipality of assignment for three further years if they receive benefits (residence restriction, § 12a AufenthG). We limited our analysis to refugees who arrived in 2015 or later and hence face these further mobility restrictions.

⁴A number of papers have used the random allocation of refugees to examine the impact on the host community, for example, Dustmann et al. (2019) examine the impact on right-wing voting in Denmark, Dahlberg et al. (2012) examines the impact on preferences for redistribution also in Denmark, Entorf & Lange (2019) examine the impact on right-wing attacks in Germany and both Gehrsitz & Ungerer (2017) and Schaub et al. (2021) look at the impact on voting for the AfD in Germany.

voting for the mainstream center-right party as well as state-fixed effects, refugees who are allocated to municipalities where more people vote for the AfD have worse economic and social integration. The result for social integration is robust to controlling for county fixed effects, while that for economic integration does not change qualitatively but loses statistical significance. Furthermore, our results are robust to instrumenting for a refugee's current location with that of their initial placement showing that endogenous mobility is not a concern in our setting. Examining the impact on the individual indicators that make up our integration indices and accounting for multiple hypothesis testing, we find that living in an area with higher support for the AfD leads to significantly lower levels of employment, less time spent with German neighbors, and a stronger feeling of being disadvantaged because of one's heritage.

We next examine the mechanisms behind our results. In line with our interpretation of voting for the AfD as a proxy for negative attitudes towards immigrants, we find that local AfD voting has the largest negative effect on groups targeted directly by AfD campaigns, specifically individuals from countries with a mostly Muslim population and single men. We also find that the local AfD vote share is strongly correlated with the share of racist attacks and reported harassment of refugees in that area. Supporting the model of Bisin et al. (2011), which predicts that immigrants are more likely to emerge as an oppositional minority culture when there is an increasing amount of harassment and racists in the host society, increased attacks are also related to worse integration outcomes. On the other hand, local support for the Green party, which favors a more liberal immigration policy, has a positive effect on refugees' social integration in the host society.

We show that local voting is also related to the behavior of natives in regard to their interactions with refugees. In areas with more AfD support, natives are less likely to volunteer their time or donate money, and overall offer less support to refugees. On the contrary, in areas with more support for the Green party, natives are more likely to demonstrate in favor of refugees and generally offer more support. These are clearly pathways through which the

action of natives can improve the integration of refugees.

Our paper makes an important contribution to the literature that examines how local attitudes and behaviors influence the assimilation of migrants in the host society. While previous papers have shown that specific events have negative impacts on immigrant integration,⁵ we are one of the first papers to focus on a more general measure of local hostile attitudes in a setting where migrants are randomly allocated to locations. Our paper shows that hostile attitudes do not need to have an extreme expression to have a negative impact on the minority group’s integration. We also contribute more broadly to a recent literature examining the economic and social integration of these recent refugees (Bauer & Schu 2017, Brell et al. 2020, Becker & Ferrara 2019) as well as to the larger literature looking at the impact of local conditions on outcomes for immigrants (e.g., Gould et al. (2004, 2011))

Our paper is closely related to recent work by Jaschke et al. (2020) and Aksoy et al. (2020), which both use the same identification strategy as in our paper to examine the impact of local conditions on outcomes for refugees. Jaschke et al. (2020) focus on the impact of local attitudes towards immigrants on cultural assimilation. Similar to the historical work for German immigrants in the USA by Fouka (2019), they find that refugees converge faster towards the German culture when there is more local voting for the AfD. This study is consistent with our findings as one would expect trade-offs between investing in cultural assimilation as opposed to economic and social integration. Aksoy et al. (2020), on the other hand, focus on the role of local unemployment rates, as well as positive self-reported attitudes towards migrants measured at the state level, on refugee integration. Consistent with our findings that use the Green party vote share as a proxy for positive attitudes towards immigration, they find that favorable attitudes promote refugee integration. Both of these papers examine county level variation in the placement of refugees, while we focus

⁵Examples include Steinhardt (2018) which examines the impact of xenophobic attacks, Deole (2019) which examines anti-immigrant biases in the German justice system, and Gould & Klor (2016) which examines the impact of the increase in hate crimes against Muslims after the 9/11 attack in the USA on the assimilation of Muslims in the US. In contrast to these papers, which all find negative impacts, Fouka (2019) finds that increased hostility towards German immigrants in the USA during World War I led to increased integration by this group.

on municipality level variation, which gives us more power to identify effect heterogeneity.

The rest of the paper is structured as follows: Section 2 provides background information on asylum seekers and right-wing voting in Germany. Section 3 describes the data and the empirical strategy used for the analysis. Section 4 describes the main results as well as additional evidence on heterogeneity and the mechanisms behind our findings. Section 5 concludes.

2 Background

2.1 German Asylum Policy

With the very well known “Wir schaffen das” (“We can handle this”) the German chancellor Angela Merkel decided in the fall of 2015 to suspend the Dublin rules for refugees stuck on the Balkan route, leading to around 1.2 million asylum seekers arriving in Germany (BAMF 2020). This event can be seen in Figure 1; the number of refugees arriving in Germany increased slowly starting in 2011, then there was a sudden spike in 2015 and 2016. The refugee arrival rate has been declining since and by 2018 returned to the level seen in 2014.

Refugees arriving in Germany must report their intention to seek asylum to a state organization where they are registered, and their data is then stored in the Central Register of Foreigners. After being accommodated in short-term facilities during the registration process, asylum seekers are randomly sent to an initial reception facility according to a quota based on the “Königsteiner Schlüssel” (§45 AsylG)(BAMF 2019). This quota is commonly used to distribute the costs of joint tasks between the federal states and is updated yearly based on the tax revenue (2/3rds) and population (1/3rd) of each state. The “Königsteiner Schlüssel” was initially designed in 1949 to determine the financial contribution to scientific research institutions, hence its structure is unrelated to the supply of asylum seekers. Appendix Table A1 shows that the final refugee allocation to the federal states aligns largely

with the targeted quota.⁶

Upon arrival in the assigned state, asylum seekers file a personal application, after which they are assigned randomly to a county and then to a municipality based on the population shares as well, and finally to a particular accommodation. They are required to stay in this location until a decision about their asylum application has been made.⁷ Since 2016, even accepted refugees receiving benefits are not allowed to move to another federal state. Certain regions further restrict accepted refugees to remain in particular municipalities (residence restriction, § 12a AufenthG).⁸ Crucial for our identification strategy, asylum seekers cannot influence their allocation, and hence some cannot avoid being assigned to municipalities with strong xenophobic and anti-immigrant sentiments. Local politicians are also unable to affect the allocation of asylum seekers into their municipality (Schaub et al. 2021).⁹

Column (1) in Table 1 shows the relationship between refugee placements at the county level and county characteristics in 2015 – 2017.¹⁰ The allocation of asylum seekers with an open status in Germany is mainly related to the county’s population share with a weak relationship to local GDP which should be related to tax revenue.¹¹ The remaining characteristics, including identification of the local ruling parties and vote shares for the main political parties, are not jointly significantly related to the allocation of the newly arriving

⁶According to the BAMF, minor deviations occur because the quota does not apply to applicants that are imprisoned, in other public custody, in a hospital or other sanatoriums, nor for those that have a permit to reside for more than six months.

⁷The only exception is when a core family member lives in another state, in which case a refugee can apply to change states. According to a small inquiry (“Kleine Anfrage”) to the Government by members of the Left party, the average processing time for the asylum decision was 6 months in the first quarter of 2016. This time does not reflect the period refugees had to wait to register. According to the Ministry for Migration and Refugees half a million asylum seekers that arrived in 2015 were not registered until 2016 (BAMF 2017)

⁸These policies are intended to prevent clustering of nationalities in certain locations and enhance integration. Accepted refugees can move in these situations if they have a job offer for more than 15 hours per week that guarantees an earning of at least 712 Euro (gross) and payment of social security taxes; if they start professional training, an apprenticeship or a university education program; or if a direct family member lives in another federal state.

⁹While wishes from counties can be voiced e.g., due to the currently available housing situation, they are only considered if they fall within the quota.

¹⁰The official allocation of refugees to municipalities is not publicly available.

¹¹Regressing the share of asylum seekers on the population share as the only explanatory variable already explains 91.8% of the variance in asylum seeker allocation.

asylum seekers, neither when we also control for state fixed effects in Column (2). In our main regression model, we nonetheless control for all of the county characteristics shown here.

2.2 Alternative for Germany

The “Alternative for Germany” (Alternative für Deutschland, AfD) was formed in 2013 as a Eurosceptic party that had the goal to end the German rescue packages for foreign states and banks and to devolve certain policies back to national states instead of the EU (Beyme 1991). At the federal elections in September 2013, they only barely failed to enter the German Bundestag with 4.7% of second votes in Germany’s Mixed Member Proportional System (MMP).¹² Quickly members of the two main right-extremist parties in Germany, the National Democratic Party (NDP) and the Republikaner, as well as from other small local far-right-wing parties, found their way into key roles of the AfD, uniting into one bigger right-wing movement (Niedermayer 2015).

As attention to the financial crisis declined, the AfD focused on the high inflow of asylum seekers in 2015 and started campaigning against immigrants. This caused conflict within the party leading neoliberal members to resign and the party to become more radical (Kroh & Fetz 2016). They now focus solely on xenophobic topics. Their posters campaign for ‘Bikinis instead of Burkas’, ‘No Islam in German Schools’, and more generally against a multicultural Germany. Party leaders suggest shooting at immigrants trying to cross the border, call the Holocaust memorial a monument of shame, and cooperate with the Islamophobic PEGIDA movement (Arzheimer & Berning 2019, BBC 2016, Chambers 2017).

While the socioeconomic characteristics of AfD voters are not entirely clear, since 2015, anti-immigrant attitudes are consistently named as the main driving factor for their support (Arzheimer & Berning 2019, Bukow 2017, Goerres et al. 2018). AfD voters typically have welfare chauvinist attitudes, are anti-Semitic, and view immigration very critically, especially

¹²Only parties achieving 5% of the vote share or three direct mandates receive an allocation in parliament.

towards refugees from ethnically different countries and those with a Muslim population (Arzheimer & Berning 2019, Goerres et al. 2018).¹³ Unique in the European context, the AfD also receives votes from previous immigrants, particularly ethnic Germans from the former Soviet Union who have the feeling that refugees today are treated better than they were upon their arrival in Germany (Schade et al. 2019, Goerres et al. 2018).

The AfD obtained 12.6% of the vote in the 2017 federal election and, since 2018, has succeeded in crossing the 5% hurdle to enter parliament in all states. They are currently the main federal opposition party as well as the main opposition in many states. So far, all of the mainstream parties have refused to cooperate with them, so they are not in government in any state. Figure 2 shows the variation across German counties in AfD voting as well as the location of refugees in 2017. Voting for the AfD is strongest in the former Eastern German states but also is high in rich states like Bavaria. The maps hint that there is little spatial correlation between the location of refugees and local support for the AfD.

To rule out that our results reflect some type of reverse causality, we examine the relationship between AfD vote shares at the municipality level and the characteristics of refugees in our analysis sample from the 2018 IAB-BAMF-SOEP Survey of Refugees (discussed in more detail in the next section). As seen in Table 2, being from an Asian origin is the only variable positively related to living in a municipality with more AfD voting. We believe that this occurs because individuals from countries where relatively uncommon languages are spoken are allocated to certain locations based on translators' availability for those languages. All remaining variables (excluding area of origin) are jointly unrelated to the local AfD vote share. This is consistent with the findings in Gehrsitz & Ungerer (2017) and Schaub et al. (2021) which both find no impact of the allocation of asylum seekers on AfD voting in Germany. Regardless, we control for all of these characteristics in our main regression analysis

¹³Goerres et al. (2018) find a relation between voting for the Republikaner in 1994 and the AfD more than 20 years later, which suggest that a local nationalist culture or infrastructure exists that lasts over time and is passed on between generations (using survey results see also Avdeenko & Siedler (2017)). Cantoni et al. (2019) show that the persistence of right-wing ideology dates even further back and that support for the NSDAP in municipalities in 1933 correlates with the support for the AfD at the 2017 federal election.

to rule out any small sample biases and also to improve the precision of the estimates.

3 Data and Empirical Strategy

3.1 Data

The study combines several datasets to measure the impact of local AfD voting on refugees' integration. Our main data source is the 2018 IAB-BAMF-SOEP subsample of the German Socioeconomic Panel (SOEP) (Bruecker & Schupp 2020). Since 2016, this specifically developed survey has been conducted in collaboration with the Institute for Employment Research (IAB) and the Research Centre on Migration, Integration, and Asylum of the Federal Office of Migration and Refugees (BAMF-FZ) and is designed to be representative of the population of asylum seekers that arrived in Germany between 2013 and 2016 and were registered in the Central Register of Foreigners (Kroh et al. 2016, Kühne et al. 2019).¹⁴

We focus on a sub-sample of 3,334 working-age individuals (18 to 65 years-old) interviewed in the 2018 wave who arrived in Germany between 2015 and 2017. From this we drop 300 individuals that did not answer key demographic or economic integration questions. We focus on working-age individuals as limited data is collected for younger and older individuals. We restrict our analysis to immigrants who have arrived since 2015 because, as discussed above, these individuals are the most likely to still be living in the location of their original assignment. Relying on the 2018 wave of the data allows us to capture a representative sample of arrivals during the entire period of the recent refugee arrivals and

¹⁴Overall, 7,430 adult refugees were interviewed along with more than 5,000 children at least once over the three waves since 2016. Interviews are undertaken in reception centers, communal accommodation facilities, and private housing using computer-assisted personal interviewing (CAPI). The questionnaire is available in the seven main languages and includes audio files in case of illiterate refugees. In case of any further problems, interpreters can be reached via a hotline to assist during the interview (Kühne et al. 2019).

to focus on a period of time where the AfD was very successful in wide areas of Germany.¹⁵

Table 3 describes the characteristics of the analysis sample as well as those of both non-refugee immigrants and native Germans in the same age-range interviewed in the same round of the SOEP for comparison. Over half of refugees are in families with children and their average age is 34. 38% have only seven years or less schooling and, consequently, no accepted school degree in Germany. In comparison, non-refugee immigrants are, on average, ten years older and almost 15 percentage points more likely to have a secondary education. 23.7% of the observed refugees were working in 2018, while amongst Germans and other immigrants over 70% were employed. The majority of refugees arrived in 2015 and 59% immigrated from Syria. While only 1.4% of refugees are originally from South-East Europe, this group makes up the largest share of 'other' migrants (58.7%).

Election data is accessed from the German Statistical Authority's regional database.¹⁶ Germany has a Mixed Member Proportional (MMP) system where each voter has two votes: the first vote is a personal vote for a specific candidate and the second vote for their preferred party. This second vote determines the party distribution in regional and the federal parliaments. Our main explanatory variable is defined as the share of valid second votes for the AfD in a municipality in the 2017 federal election. This is updated to reflect any regional election that took place after 2017 but before an individual's interview date.¹⁷

We measure economic and social integration along a number of dimensions. Our main analysis examines the impact on two aggregated indexes. We focus on these measures because it reduces the numbers of statistical tests that have to be run and therefore decrease the chance of finding falsely significant results (Kling et al. 2007). Each outcome variable is first standardized to have a mean of zero and a standard deviation of one for the entire sample with some variables reversed so that a higher value always represents a better outcome. We

¹⁵The 2019 wave of the data has been recently released. Unfortunately, not all of the question we rely on to measure integration were asked in this wave making it difficult to examine changes in integration over time in a comparable way.

¹⁶The crosswalk for the 1933 NSDAP vote share was provided by Cantoni et al. (2019)

¹⁷All of our main results are qualitatively similar if we only use the information from the 2017 federal election

then average across each outcome variable in an index (i.e., each is given an equal weight). Hence, a higher score on each index means that a refugee is doing better.

Our economic index includes: i) whether or not the individual is employed; ii) whether in individual participated in an integration course organized by the BAMF; iii) an individual's German language skills (aggregated self-evaluated speaking, reading, and writing skills); and iv) their time spent studying German. Language skills have been shown to directly impact the labor market participation of immigrants which is why we include them in our economic index (Dustmann & Fabbri 2003, Lochmann et al. 2019). They could potentially also impact social integration, but we choose to focus on more direction measures in that index.

Following Ager & Strang (2008) and Harder et al. (2018), we measure the social integration of refugees based on their response to: i) whether they feel welcome in their municipality; ii) how much they trust others; iii) how often they feel disadvantaged due to their heritage; as well as social ties measured by: iv) how much time they spend with Germans in general; and v) more specifically, time spent with their German neighbors. Appendix Table A2 presents summary statistics for each outcome variable pre-standardization.

We also collect county level data from the German Statistical Authority to use as additional control variables, specifically GDP per capita, share foreign-born, share male, share over age 65, and the number of asylum seekers. We also use data from the Federal Criminal Police Office to measure criminality at the county level and data from the Federal Labor Office to measure the unemployment rate and the share of employees with an academic degree at the county level. We also control for the population size of the municipality. All of the data discussed here is at the annual frequency besides the unemployment rate which is available at a monthly level and can be matched to our analysis sample based on each refugee's interview date.

3.2 Empirical Approach

As the location of each refugee is randomly assigned, we can estimate the impact of local AfD voting on economic and social integration using a simple OLS regression of the form:

$$Y_{imcs} = \alpha + \beta AfD_m + X_{imcs} + Pop_m + Z_{cs} + \zeta_s + e_{imcs} \quad (1)$$

where Y_{imcs} is either the index for economic or social integration for individual i living in municipality m in county c in state s in the year 2018. AfD_m is the share of second votes for the AfD in that municipality, and X_{imcs} are individual controls including a quadratic in age, and indicator variables for gender, family status, education, area of origin, household size, housing type, year of arrival and the interview month. Standard errors are clustered at the municipality level as this is the aggregation where election results are measured (Cameron & Miller 2015).

One concern with interpreting, β , the coefficient on local voting for the AfD, is that this might be measuring other local characteristics that are correlated with voting for the AfD besides xenophobic attitudes. In our preferred specification, we also control for the log of the population size in the municipality Pop_m , a host of county level controls, Z_{cs} , including the foreign-born share of the population, share male, share older than 65, share who are refugees, share of workers with academic degree, population density, log GDP per capita, unemployment rate in the interview month, number of reported crimes per capita and proportion of crimes committed by the foreign-born, as well as state fixed effects ζ_s .¹⁸

These controls cover the main alternative pathways that could be correlated with both local AfD voting and integration outcomes. Unfortunately, besides population size, this information is only available at the county-level, but in general we expect this to be the more relevant aggregation for measuring local economic conditions. We also estimate a model specification where we instead control for county fixed effects and hence just focus on

¹⁸The city states of Berlin, Hamburg, Bremen are included in the surrounding federal states.

within-county across municipality variation in AfD voting.

4 Results

This section presents the results from the main empirical analysis. We first examine the impact of local AfD voting on our economic and social integration indexes, and then on each of the separate variables included in the indexes. We then examine heterogeneity in the impacts and discuss potential mechanisms for the effect of local AfD support on integration outcomes.

4.1 The Impact of AfD Voting on Refugee Integration

Our main regression analysis examines the effect that hostile attitudes towards immigrants, voiced through right-wing voting, have on the economic and social integration of refugees. Table 4 reports the estimates of β , the effect of the AfD vote share in a municipality on economic (Panel A) and social (Panel B) integration of refugees placed there, from various specifications. Standard errors in all cases are clustered by the municipality. In column (1), we only control for individual characteristics. Refugees in municipalities with a 10 percent higher local vote share (a little more than the difference between the 25th and 75th percentile of the municipalities in our sample) for the AfD have 0.09 standard deviations (SDs) worse economic integration and 0.15 SDs worse social integration.¹⁹ Both effects are statistically significant at the 1% level.

In column (2), we add controls for the county level variables discussed above as well as the municipality (log) population and state fixed effects. Adding this comprehensive set of local control variables has almost no impact on our results. This is a very strong indication that it is the xenophobic attitudes of locals expressed by voting for the AfD that has negative impacts on refugee integration as opposed to some other local characteristic (for example,

¹⁹We tested whether the effect found here is non-linear but did not find any evidence for this.

a poor economic outlook) that is correlated with both AfD voting and worse outcomes for refugees.

In column (3), we control for county fixed effects instead of our county controls besides the unemployment rate which also varies depending on the month of an individual’s interview. We now find a slightly larger impact of local AfD voting on social integration (refugees in locations with a 10% higher local vote share have 0.18 SDs worse social integration), while the impact on economic integration is no longer statistically different from zero but also is not statistically different from the previous results. Standard errors are much larger in this specification as within counties there is less variation in the outcome variables, especially for economic outcomes. Because of the decreased precision of these findings, we focus on the previous specification that includes county controls and state fixed effects in our further analyses.

In column (4), we further test whether the impact we are finding is because of higher levels of voting for the AfD as opposed to higher mainstream conservatism in a particular municipality. We do this by adding local support for the center-right Christian Democratic Union (CDU) party as a control variable. We find no evidence for a relationship between local voting for the CDU and refugee integration, and a slightly stronger negative impact of local AfD support on both economic and social integration. This further supports the idea that there is something in particular about local support for the AfD that causes worse outcomes for refugees.

Our results for the impact of local voting for the AfD are also unaffected by controlling for the vote share received by far-right parties in the 2013 federal election (which was generally low) and vote shares for the Nazi party (NSDAP) in the 1933 federal election (column 5).²⁰ While Cantoni et al. (2019) found voting for the Nazis in 1993 to be correlated with voting for the AfD in 2017, we find no significant effect of previous right-wing attitudes on the integration of refugees today. It seems that underlying right-wing extremist views are

²⁰We drop a small number of observations where the current municipality could not be matched to its historical counterpart.

less harmful to refugees' integration than openly voiced anti-immigrant opinions that are commonly spread through the wider public. According to the head of the Federal Criminal Police Office, "the AfD has made xenophobia acceptable in our society," therefore, making it also more visible and possible to experience in every day live (Jansen & Tretbar 2016).

One concern with our identification strategy is that some refugees in our sample may have been able to move from their original placement municipality if their application for asylum was quickly accepted, and hence could potentially move away from locations with hostile attitudes. For 2/3rds of the refugees in our main sample, we know the location of their first place of residence (this is self-reported and, unfortunately, it is not possible to see what type of residence this is and whether a later move was voluntary or decided by the authorities). For this sample, we can account for the potential endogenous mobility of some refugees by instrumenting for the AfD share in their current location with the AfD share in their initial municipality.

The results for this analysis are presented in column (6). Our findings here are quite similar to all of our previous findings with a slightly smaller negative impact of local AfD voting on economic integration and a slightly larger negative impact on social integration. Selection into moving does not appear to be a problem for our analysis.²¹ Since not all respondents indicated their first place of residence and the attitudes where someone currently lives as opposed to where they were initially placed should have a larger impact on current outcomes, we proceed with the OLS specification presented in column (2) in our further analyses.

We next look separately at the impact on the individual outcomes that are components of the two indexes. Table 5 presents the results estimating our preferred specification (described in equation (1) above) on a standardized version of each outcome variable included in the indexes. Because we are now looking at the impact on nine different outcomes, we compute

²¹Our results are also qualitatively similar if we limit our sample to states that restrict the mobility of accepted refugees. To exclude the possibility that the initial sorting because of the availability of translators plays a role, we also limit the sample to Syrian refugees and again find similar results.

both Bonferroni-Holm and Westfall and Young adjusted p-values that allow for a correct group-wise rejection rate under slightly different assumptions.²²

The negative impact of greater local support for the AfD on economic integration is driven by lower employment rates among refugees in these municipalities; the impacts on the remaining components are consistently negative and large, but not statistically significant. The negative impact on social integration is driven by individuals being more likely to report feeling disadvantaged because of their heritage and having spent less time with their German neighbors in areas with higher AfD support. There are also large negative but insignificant impacts of higher AfD support on time spent with Germans in general and trusting people.

4.2 Heterogeneity and Mechanisms

Bisin et al. (2011) provide a theoretical framework which we use to structure our investigation of the heterogeneity in and mechanisms behind why refugees living in areas with higher AfD support have worse integration outcomes.²³ As the AfD and their voters target asylum seekers regardless to their degree of integration, we consider what Bisin et al. (2011) call the unconditional harassment model. Here, racist native individuals are negatively affected by being matched with a minority individual, unconditional on their integration status. This causes them to feel a loss of identity, which leads to increased harassment of the minority group. In response, minorities can either adopt mainstream values or choose an oppositional identity. They assume that harassment negatively affects the expected economic payoff of assimilation and increases the psychological cost of interacting with the majority group. Therefore, an oppositional minority culture is more likely to arise with increasing harassment and a higher numbers of racists in the society.

In this context of our paper, this model leads to a number of testable hypotheses. First,

²²We use the stata command "wyoung" developed by Jones et al. (2019) to compute these. See this paper for further details.

²³While their model is generally concerned with why ethnic minorities might adopt oppositional identities and how these are passed on to the next generation, part of the model focuses on how harassment and the number of racists among the majority society may contribute to the emergence of oppositional minority cultures.

the negative impact of higher local AfD support on economic and social integration should be larger for the groups directly targeted by the AfD since members of these groups are the most likely to develop an oppositional identity. Second, refugee integration should be worse in areas that have more conflict between natives and refugees and better in areas where there is more support for refugees. Finally, positive investments by natives towards refugees should be less in areas where there is more support for the AfD as an oppositional culture is more likely to develop in these areas.

The AfD largely campaigns against refugees from Muslim majority countries, openly stating that Islam is not part of Germany (AfD 2017). They also stereotype single men as criminals from “misogynist medieval societies” (Hoven & Hestermann 2019). Interestingly, as noted in the background section, they openly recruit supporters among Eastern European migrants, even publishing their manifesto in Czech, Russian and Hungarian.

In Table 6, we examine heterogeneity in the impact of AfD voting by refugee country of origin and family status. As hypothesized, we find worse integration among Syrian refugees (the majority of our sample) in municipalities with more support for the AfD and even worse social integration for refugees from other Middle Eastern countries (see Panel A). On the other hand, refugees from Eastern Europe (of which 43% are from Russia), are more integrated in areas with more support for the AfD. Also, as hypothesized, we find that the negative impact of local AfD support is larger for single men relative to other family types (i.e., couples and single women); this is especially true for social integration where the effect size doubles (see Panel B).²⁴ Interesting, this is the case even though single men, on average, are actually more integrated than other refugees.

As discussed above not only the number of racists but also the local level of harassment increases the emergence of an oppositional minority culture. The relationship between right-wing party support and xenophobic attacks is theoretically ambiguous. On the one hand, strong right-wing parties could mitigate violence against foreigners as the hostile opinion

²⁴The impact of local AfD support on the integration of single women and couples is not statistically distinguishable so here we pool them together to increase our power to detect differences from single men.

could be voiced through the electoral system (Braun 2011, Koopmans 1996). On the other hand, right-wing parties often legitimize violence and anti-immigrant networks could easily lead to more harassment (Braun 2011, Jäckle & König 2017).

Therefore, before examining the impact of conflict between natives and refugees on the integration of refugees, we examine whether local support for the AfD is correlated with hostile behavior towards refugees in a local area. Specifically, we use data from the German Federal Criminal Police on the number of attacks on refugee shelters, refugees and asylum seekers, and NGOs supporting refugees in a particular municipality in 2018.²⁵ In 2018, there were a total of 2,037 attacks on shelters, NGOs, or refugees, of which 1,979 attacks have been classified as politically motivated (right-wing).

Figure 3 presents the correlation (point estimate and 95% confidence interval) between AfD vote share and right-wing attacks on refugees, shelters, and NGOs, separately and aggregated, relative to the number of refugees all at the county level as a large proportion of municipalities do not experience an attack. There is a positive and significant correlation between AfD voting and the total number of right-wing attacks at the country level. Consistent with this result reflecting racist attitudes, it is driven by the relationship between support for the AfD and harassment and attacks against asylum seekers and refugees. While this is only a correlation, the results are consistent with support for the AfD encouraging more open expressions of hostile feelings towards refugees.

To see if the harassment also directly affects refugee integration, we run our main regression model but now examining the relationship between the share of right-wing motivated attacks per refugee in a county and economic and social integration among refugees living

²⁵This is published quarterly in response to “small inquiries“ (“kleine Anfrage”) made by parliamentary members of the Left Party (Die Linke). Each attack is listed with the date, the federal state, the municipality name, the type of crime, and whether the attack was registered as politically motivated. Attacks on shelters include amongst others property damage (Sachbeschädigung §303 StGB), sedition (Volksverhetzung § 130 StGB), use of signs of unconstitutional organizations (Verwenden von Kennzeichen verfassungswidriger Organisationen § 86a StGB). Registered attacks on asylum seekers and refugees include for example sedition, insult (Beleidigung § 185 StGB), personal injury (Körperverletzung § 223 StGB; Gefährliche Körperverletzung § 224 StGB), violations of the gun law (Waffengesetz WaffG). Attacks against NGO’s include insults, sedition, and property damage.

in that county. The number of attacks is negatively related to refugees' social integration (Table 7, Panel A). We also find a large negative relationship between attacks and economic integration as well, however, the estimate is very imprecise. As hypothesized, with increasing numbers of negative interactions, we find that the minority group is less likely to integrate with the majority society.

To see if positive and supportive attitudes have the opposite effect, we estimate our main regression model from Table 4 and add the share of votes for the Green party in the 2017 federal election or later regional elections in the municipality as an explanatory variable. While immigration policy is not the primary focus of the Green party, their manifesto in 2017 had a very positive attitude towards migration and argued for a more liberal immigration law and rejecting the inhumane tightening of the asylum law during the last years (Bündnis 90/Die Grünen 2017). Hence, on average, Green party supporters are likely to have a more liberal opinion about immigration. Consistent with the Bisin et al. (2011) model, we find that refugees have better social integration in municipalities where more locals support the Green party, conditional on local support for the AfD (Table 7, Panel B). In fact, the effect sizes nearly offset. This is also consistent with Aksoy et al. (2020) who find that more favorable attitudes enhance refugees' integration in Germany.

Finally, we examine whether positive investments by natives towards refugees are lower in areas where there is more support for the AfD. Specifically, we examine the impact on whether native Germans donating their time and material goods, and whether they demonstrate for asylum seekers and refugees. We find that, in municipalities with greater support for the AfD, Germans are less likely to support refugees through volunteering or donating money or goods to them (Table 8, Panel A). The results for the AfD are unaffected by also controlling for the local vote share for the Greens and, furthermore, we find that voting for the Greens is related to more direct local support for refugees.

Overall, our results indicate that it is more difficult for refugees to meet Germans in areas with higher AfD support and hence to get in touch with people who have a favorable

opinion about immigration. They are therefore more likely to interact with someone who is racist, which will, according to Bisin et al. (2011), reduce investments in integration and increase the emergence of an oppositional minority culture. This is precisely what we see in our main results.

5 Conclusion

How does support for right-wing parties affect the integration of immigrants? While a large literature has focused on how increased immigration can cause a rise in support for right-wing parties (Barone et al. 2016, Halla et al. 2017, Otto & Steinhardt 2014, Steinmayr 2020), little is known about how expressed negative attitudes influence the lives of newly-arrived individuals. This paper analyzes this open question by examining the effect of local support for the right-wing AfD political party on the integration of refugees in Germany.

Using the quasi-random distribution of refugees to different locations in Germany to avoid self-selection bias, we show that refugees allocated to areas with higher support for the AfD have worse economic and social integration. This is especially true for groups targeted by AfD campaigns. Furthermore, AfD support is correlated with attacks against refugees and hinders positive contacts with the majority society. Germans in municipalities with strong right-wing support are also less likely to engage with refugees favorably by donating their time or money.

Our findings offer the first evidence that not only right-wing attacks but more general negative attitudes voiced through right-wing voting hinder immigrants' successful economic and social integration in their new country. Overall, local attitudes are an important factor explaining why some refugees integrate better into German society, suggesting that the current policy of random placement might not be optimal.

6 References

References

AfD (2017), ‘Programm für Deutschland. Das Grundsatzprogramm der Alternative für Deutschland’.

URL: https://cdn.afd.tools/wp-content/uploads/sites/111/2017/06/2017-06-01_AfD-Bundestagswahlprogramm_Onlinefassung.pdf

Ager, A. & Strang, A. (2008), ‘Understanding integration: A conceptual framework’, *Journal of refugee studies* **21**(2), 166–191.

Aksoy, C. G., Poutvaara, P. & Schikora, F. (2020), ‘First Time Around: Local Conditions and Multi-dimensional Integration of Refugees’, *IZA Discussion Paper 13914* .

Algan, Y., Bisin, A., Manning, A. & Verdier, T. (2012), *Cultural integration of immigrants in Europe*, Oxford University Press.

Algan, Y., Dustmann, C., Glitz, A. & Manning, A. (2010), ‘The Economic Situation of First and Second-Generation Immigrants in France, Germany and the United Kingdom’, *The Economic Journal* **120**(542), F4–F30.

URL: <https://doi.org/10.1111/j.1468-0297.2009.02338.x>

Arzheimer, K. & Berning, C. C. (2019), ‘How the Alternative for Germany (AfD) and their voters veered to the radical right, 2013–2017’, *Electoral Studies* **60**, 102040.

Avdeenko, A. & Siedler, T. (2017), ‘Intergenerational correlations of extreme right-wing party preferences and attitudes toward immigration’, *The Scandinavian Journal of Economics* **119**(3), 768–800.

BAMF (2017), ‘Das Bundesamt in Zahlen 2016. Asyl’, *Bundesamt für Migration und Flüchtlinge* .

- BAMF (2019), The stages of the German asylum procedure, Technical report, BAMF (Federal Office for Migration and Refugees), Nürnberg.
- BAMF (2020), ‘Das Bundesamt in Zahlen 2019. Asyl’, *Bundesamt für Migration und Flüchtlinge* p. 54.
- Barone, G., D’Ignazio, A., de Blasio, G. & Naticchioni, P. (2016), ‘Mr. Rossi, Mr. Hu and politics. The role of immigration in shaping natives’ voting behavior’, *Journal of Public Economics* **136**, 1–13.
- Bauer, T. K. & Schu, C. (2017), ‘Integration von Flüchtlingen in Bildung und Arbeit zahlt sich als langfristige Investition aus. Ergebnisse aus dem achten Jahresgutachten des Sachverständigenrats deutscher Stiftungen für Integration und Migration (SVR)’, *RdJB Recht der Jugend und des Bildungswesens* **65**(2), 100–107.
- BBC (2016), ‘German police ’should shoot at migrants’, populist politician says’.
URL: <https://www.bbc.com/news/world-europe-35452306>
- Becker, S. O. & Ferrara, A. (2019), ‘Consequences of forced migration: A survey of recent findings’, *Labour Economics* **59**, 1–16. Special Issue on “European Association of Labour Economists, 30th annual conference, Lyon, France, 13-15 September 2018.”
URL: <https://www.sciencedirect.com/science/article/pii/S0927537119300132>
- Beyme, K. (1991), Das Parteiensystem, in ‘Das politische System der Bundesrepublik Deutschland’.
- Billiet, J. & De Witte, H. (1995), ‘Attitudinal dispositions to vote for a ‘new’extreme right-wing party: The case of ‘Vlaams Blok’’, *European Journal of Political Research* **27**(2), 181–202.
- Bisin, A., Patacchini, E., Verdier, T. & Zenou, Y. (2011), ‘Formation and persistence of oppositional identities’, *European Economic Review* **55**(8), 1046–1071.

- Bisin, A. & Tura, G. (2019), ‘Marriage, Fertility, and Cultural Integration in Italy’, *NBER Working Paper* **26303**.
- Bracco, E., De Paola, M., Green, C. P. & Scoppa, V. (2018), ‘The effect of far right parties on the location choice of immigrants: Evidence from Lega Nord Mayors’, *Journal of Public Economics* **166**, 12–26.
- Braun, R. (2011), ‘The diffusion of racist violence in the Netherlands: Discourse and distance’, *Journal of Peace Research* **48**(6), 753–766.
- Brell, C., Dustmann, C. & Preston, I. (2020), ‘The labor market integration of refugee migrants in high-income countries’, *Journal of Economic Perspectives* **34**(1), 94–121.
- Bruecker, H. & Schupp, J. (2020), ‘IAB-BAMF-SOEP Survey of Refugees 2018’.
- Bukow, S. (2017), ‘Bundestagswahl 2017–Ergebnisse und Analysen’, *Hg. v. Heinrich Böll Stiftung. Online verfügbar unter https://www.boell.de/sites/default/files/boell-brief_bundestagswahl_2017.pdf*.
- Bündnis 90/Die Grünen (2017), *Zukunft wird aus Mut Gemacht. Wahlprogramm Bundestagswahl 2017*, Technical report.
URL: https://cms.gruene.de/uploads/documents/BUENDNIS_90_DIE_GRUENEN_Bundestagswahlprog
- Cameron, A. C. & Miller, D. L. (2015), ‘A practitioner’s guide to cluster-robust inference’, *Journal of Human Resources* **50**(2), 317–372.
- Cantoni, D., Hagemeister, F. & Westcott, M. (2019), ‘Persistence and activation of right-wing political ideology’, *Rationality and Competition Discussion Paper Series 143*.
- Chambers, M. (2017), ‘German AfD rightist triggers fury with Holocaust memorial comments’.
URL: <https://www.reuters.com/article/us-germany-afd-idUSKBN1521H3>

- Dahlberg, M., Edmark, K. & Lundqvist, H. (2012), ‘Ethnic diversity and preferences for redistribution’, *Journal of Political Economy* **120**(1), 41–76.
- Deole, S. S. (2019), ‘Justice delayed is assimilation denied: Right-wing terror and immigrants’ assimilation in Germany’, *Labour Economics* **59**, 69–78.
- Dustmann, C. & Fabbri, F. (2003), ‘Language proficiency and labour market performance of immigrants in the UK’, *The Economic Journal* **113**(489), 695–717.
- Dustmann, C., Vasiljeva, K. & Pii Damm, A. (2019), ‘Refugee migration and electoral outcomes’, *The Review of Economic Studies* **86**(5), 2035–2091.
- Entorf, H. & Lange, M. (2019), ‘Refugees welcome? Understanding the regional heterogeneity of anti-foreigner hate crimes in Germany’, *ZEW-Centre for European Economic Research Discussion Paper* (19-005).
- European Migration Network (2017), 2016 Annual Report on Migration and Asylum, Technical report, European Commission.
- Eurostat (2020), ‘Asylum and first time asylum applicants by citizenship, age and sex’.
- Fengler, S. & Kreutler, M. (2020), ‘Migration coverage in Europe’s media A comparative analysis of coverage in 17 countries’, *OBS Working Paper* pp. 1–57.
URL: www.otto-brenner-stiftung.de
- Fouka, V. (2019), ‘How do immigrants respond to discrimination? The case of Germans in the US during World War I’, *American Political Science Review* **113**(2), 405–422.
- Gehrsitz, M. & Ungerer, M. (2017), ‘Jobs, crime, and votes: A short-run evaluation of the refugee crisis in Germany’, *IZA Discussion Paper* 10494 .
- Goerres, A., Spies, D. C. & Kumlin, S. (2018), ‘The electoral supporter base of the Alternative for Germany’, *Swiss Political Science Review* **24**(3), 246–269.

- Gould, E. D. & Klor, E. F. (2016), ‘The long-run effect of 9/11: terrorism, backlash, and the assimilation of Muslim immigrants in the west’, *The Economic Journal* **126**(597), 2064–2114.
- Gould, E. D., Lavy, V. & Paserman, M. D. (2004), ‘Immigrating to opportunity: Estimating the effect of school quality using a natural experiment on Ethiopians in Israel’, *Quarterly Journal of Economics* **119**(2), 489–526.
- Gould, E. D., Lavy, V. & Paserman, M. D. (2011), ‘Sixty years after the magic carpet ride: The long-run effect of the early childhood environment on social and economic outcomes’, *The Review of Economic Studies* **78**(3), 938–973.
- Halla, M., Wagner, A. F. & Zweimüller, J. (2017), ‘Immigration and voting for the far right’, *Journal of the European Economic Association* **15**(6), 1341–1385.
- Harder, N., Figueroa, L., Gillum, R. M., Hangartner, D., Laitin, D. D. & Hainmueller, J. (2018), ‘Multidimensional measure of immigrant integration’, *Proceedings of the National Academy of Sciences* **115**(45), 11483–11488.
- Hoven, E. & Hestermann, T. (2019), ‘Kriminalität in Deutschland im Spiegel von Pressemitteilungen der Alternative für Deutschland (AfD)’, *Kriminalpolitische Zeitschrift* **3**, 127–139.
- Jäckle, S. & König, P. D. (2017), ‘The dark side of the German ‘welcome culture’: investigating the causes behind attacks on refugees in 2015’, *West European Politics* **40**(2), 223–251.
- Jansen, F. & Tretbar, C. (2016), ‘Bundeskriminalamt warnt vor afd-propaganda’, *Der Tagesspiegel*.
- URL:** <https://www.tagesspiegel.de/politik/fremdenfeindlichkeit-bundeskriminalamt-warnt-vor-afd-propaganda/14492348.html>

- Jaschke, P., Sardoschau, S. & Tabellini, M. (2020), ‘Do refugees converge to local culture? Evidence from German regions’, *Mimeo* .
- Jones, D., Molitor, D. & Reif, J. (2019), ‘What do workplace wellness programs do? evidence from the illinois workplace wellness study’, *The Quarterly Journal of Economics* **134**(4), 1747–1791.
- Kling, J. R., Liebman, J. B. & Katz, L. F. (2007), ‘Experimental analysis of neighborhood effects’, *Econometrica* **75**(1), 83–119.
- Koopmans, R. (1996), ‘Explaining the rise of racist and extreme right violence in Western Europe: Grievances or opportunities?’, *European Journal of Political Research* **30**(2), 185–216.
- Kroh, M., Brücker, H., Kühne, S., Liebau, E., Schupp, J., Siegert, M. & Trübswetter, P. (2016), Das Studiendesign der IAB-BAMF-SOEP-Befragung von Geflüchteten, Technical report, SOEP Survey Papers.
- Kroh, M. & Fetz, K. (2016), Das Profil der AfD-AnhängerInnen hat sich seit Gründung der Partei deutlich verändert.
- Kühne, S., Jacobsen, J. & Kroh, M. (2019), ‘Sampling in times of high immigration: the survey process of the IAB-BAMF-SOEP Survey of Refugees’, *Survey Methods: Insights from the Field (SMIF)* .
- Lochmann, A., Rapoport, H. & Speciale, B. (2019), ‘The effect of language training on immigrants’ economic integration: Empirical evidence from France’, *European Economic Review* **113**, 265–296.
- Lubbers, M. & Scheepers, P. (2000), ‘Individual and contextual characteristics of the German extreme right-wing vote in the 1990s. A test of complementary theories’, *European Journal of Political Research* **38**(1), 63–94.

- Niedermayer, O. (2015), *Eine neue Konkurrentin im Parteiensystem? Die Alternative für* , Springer.
- Otto, A. H. & Steinhardt, M. F. (2014), ‘Immigration and election outcomes—Evidence from city districts in Hamburg’, *Regional Science and Urban Economics* **45**, 67–79.
- Schade, S. M., Wiegerling, U. & Bücken, S. (2019), Wer wählt AfD? Sozialpsychologische Merkmale einer heterogenen Gruppe, in ‘Die AfD–psychologisch betrachtet’, Springer, pp. 139–155.
- Schaub, M., Gereke, J. & Baldassarri, D. (2021), ‘Strangers in Hostile Lands: Exposure to Refugees and Right-Wing Support in Germany’s Eastern Regions’, *Comparative Political Studies* **54**(3-4), 686–717.
- Slotwinski, M. & Stutzer, A. (2019), ‘The deterrent effect of an anti-minaret vote on foreigners’ location choices’, *Journal of Population Economics* **32**(3), 1043–1095.
- Spindler, W. (2015), ‘2015: The year of Europe’s refugee crisis’.
- URL:** <https://www.unhcr.org/news/stories/2015/12/56ec1ebde/2015-year-europes-refugee-crisis.html>
- Steinhardt, M. F. (2018), ‘The impact of xenophobic violence on the integration of immigrants’, *IZA Discussion Paper 11781* .
- Steinmayr, A. (2020), ‘Contact versus Exposure: Refugee Presence and Voting for the Far-Right’, *The Review of Economics and Statistics* pp. 1–47.

7 Figures and Tables

Figure 1: Asylum applications in Germany

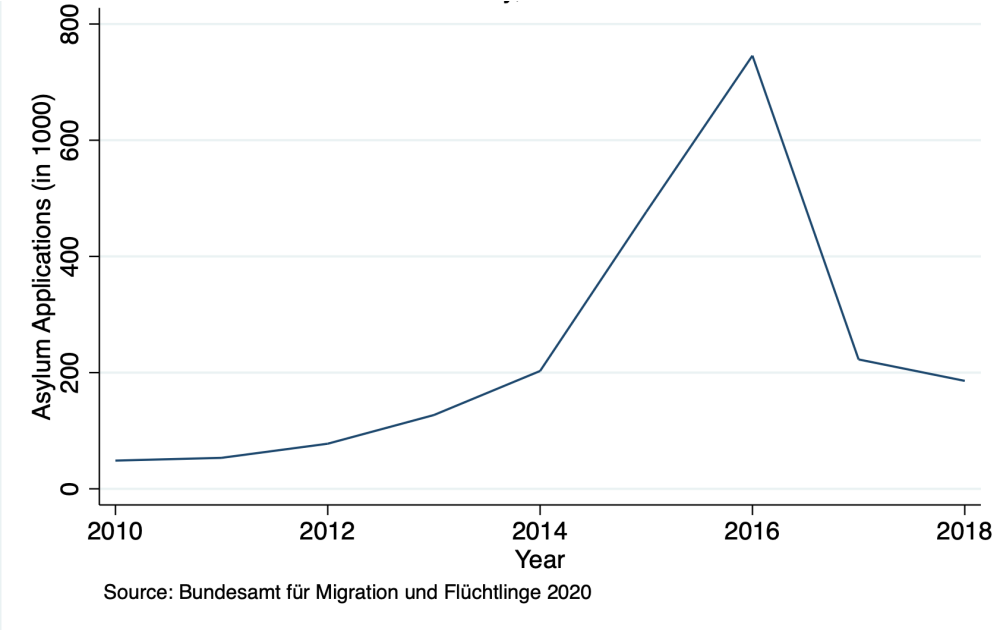
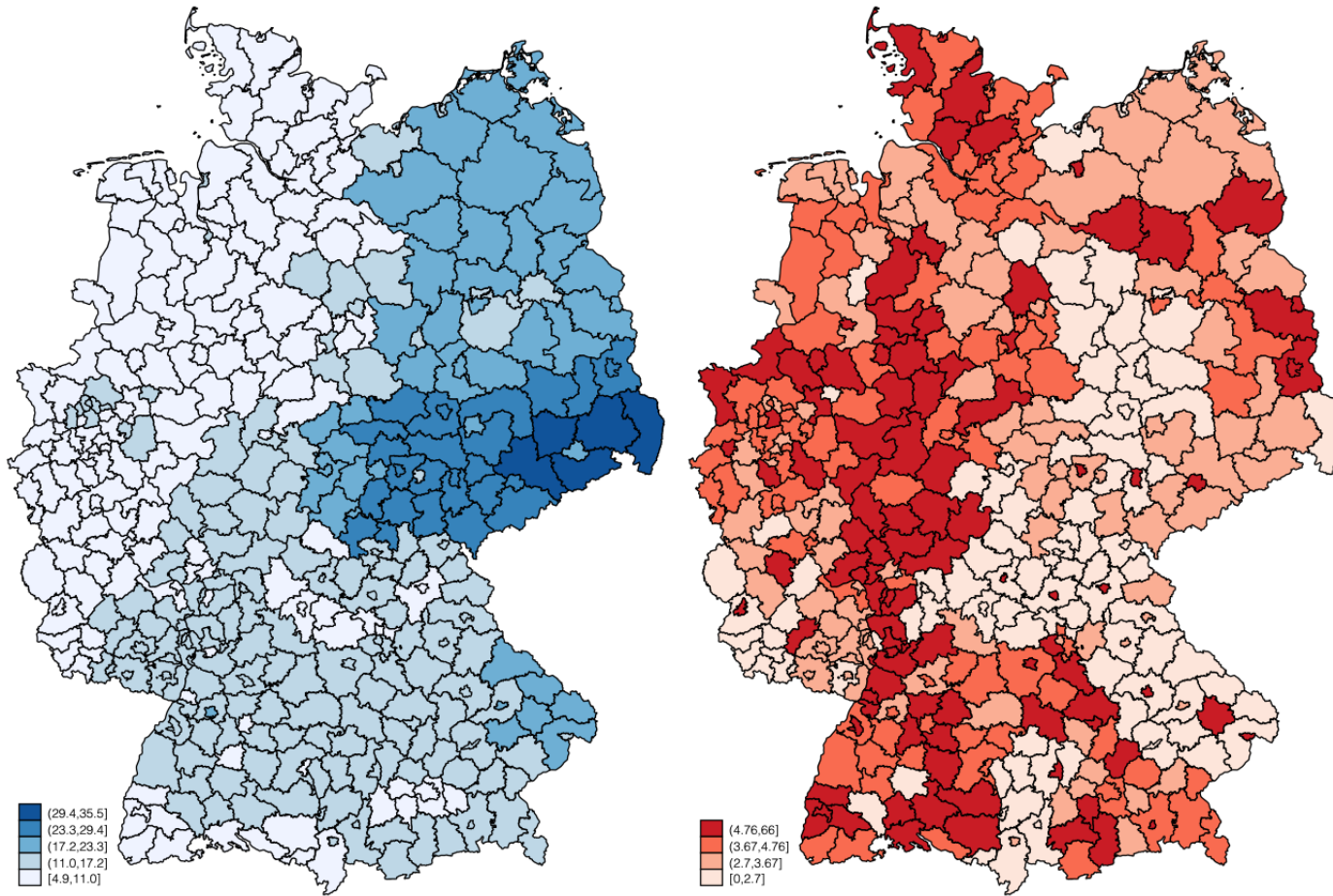


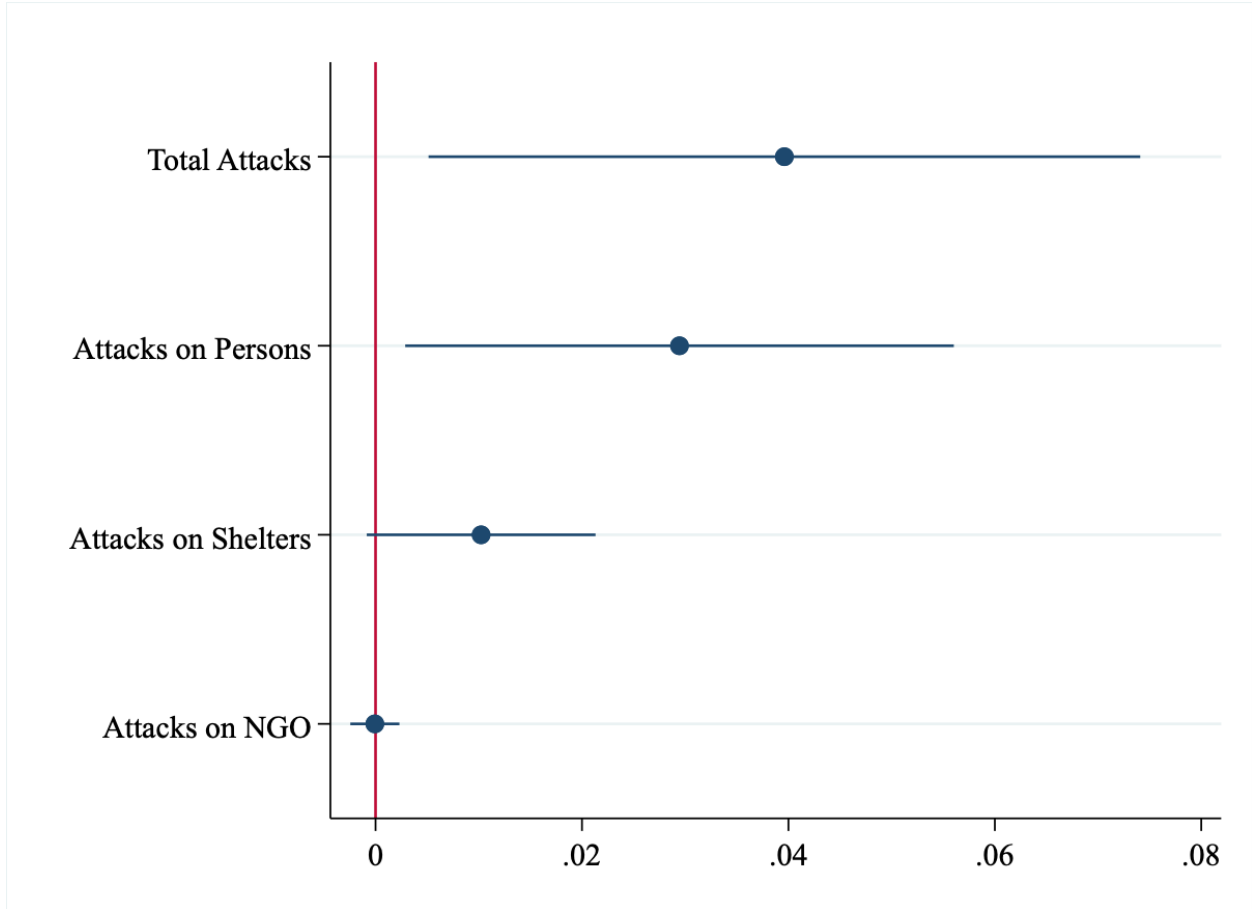
Figure 2: AfD vote share and distribution of displaced individuals in Germany in 2017



(a) AfD Share Federal Election

(b) Displaced Individuals per 1000 inhabitants

Figure 3: Right-Wing Attacks and and AfD Voting



Notes: The Figure shows OLS estimates of the correlation of the share of right-wing attacks and the vote share for the AfD. Municipality controls include the population size. County level controls include share of foreign population, share of male population, share of refugees, share employees with academic degree, population density, GDP per capita, monthly unemployment rate, share criminal activity, criminal share where suspect is not German. City States Berlin, Hamburg, Bremen are included in surrounding federal states for state fixed effects.

Table 1: The Relationship Between County Characteristic and the Share of Asylum Seekers

Share of State Population	0.9700*** (0.0096)	0.9649*** (0.0106)
Local Log GDP per capita	0.0050* (0.0027)	0.0051* (0.0027)
Local Immigrant Share	-0.0999** (0.0414)	-0.1124*** (0.0403)
Local Share Male	0.1486 (0.1437)	0.1639 (0.1355)
Local Share Over Age 65	0.0569 (0.0621)	0.0589 (0.0488)
Local Share High Educated Employees	-0.0127 (0.0230)	-0.0127 (0.0204)
Local Unemployment Rate	0.0007 (0.0005)	0.0011 (0.0007)
Local Population Density	-0.0018 (0.0018)	-0.0016 (0.0016)
Local Crimes Per Capita	0.0382 (0.0527)	0.0196 (0.0553)
Local Criminal Cases with foreign suspect	0.0006** (0.0003)	0.0007*** (0.0002)
Left-Right Coalition Fed. State	0.0020 (0.0021)	0.0014 (0.0014)
Right Government Fed. State	0.0018 (0.0011)	0.0020 (0.0013)
Local CDU/CSU Share	-0.0308 (0.0265)	-0.0043 (0.0445)
Local SPD Share	-0.0157 (0.0173)	0.0135 (0.0456)
Local Green Party Share	0.0059 (0.0412)	0.0374 (0.0704)
Local Right-Wing Share	-0.1612 (0.1302)	-0.2016 (0.2365)
Joint test of county controls (excluding population share and gdp) being significant:	F(14, 400) = 1.46 Prob >F = 0.1247	F(14, 400) = 1.48 Prob >F = 0.1144
Observations	1,203	1,203
R-squared	0.9273	0.9279
Year FE	Yes	Yes
State FE	No	Yes

Notes: OLS of county's share of Asylum Seekers within each state on population share of the county within each state and other county characteristics. Data that was only collected by one institution for more counties (Saarland, Kassel (City and Kreis), Cottbus and Spree) was divided based on the population share. The share for the City-States Hamburg and Berlin are calculated based on the total national number. Government represents whether the federal state government is left (SPD, Left, Greens), a coalition between left and right parties, or right (CDU/CSU, FDP). County vote share for CDU, SPD, Green, and Right-Wing (NPD & Republikaner) is the vote share for each party in each county during the 2013 federal election. Robust standard errors are clustered on the county level and shown in parentheses. Significance: * Significance at 10%; ** Significance at 5%; *** Significance at 1%.

Table 2: Local Voting for the AfD and Refugee Characteristics

Characteristics Measured for:	Refugees	
Female	0.022	(0.142)
Age	0.063	(0.064)
Age2	-0.078	(0.087)
Family Status: Married no Kids Reference		
Family with kids	0.333	(0.463)
Single with kids	0.128	(0.525)
Single no kids	-0.018	(0.357)
Education: No Degree Reference		
Elementary School	0.253	(0.228)
Secondary I & II	-0.399*	(0.209)
Tertiary	-0.158	(0.259)
HH Size	-0.033	(0.090)
Private Housing	-0.374	(0.304)
Immigration Year		
2016	0.159	(0.255)
2017	0.322	(0.565)
Area of Origin: Syria Reference		
South East Europe	-0.451	(1.012)
Asia	0.897**	(0.365)
Middle East	-0.223	(0.280)
Africa	-0.085	(0.418)
Joint test of all controls being significant: With Area of Origin	F(18, 796) = 1.52	Prob >F = 0.0763
Joint test of all controls being significant: Without Area of Origin	F(14, 796) = 1.14	Prob >F = 0.3174
Observations	3,034	
R-squared	0.452	
County Controls	Yes	
StateFE	No	

Notes: The table reports the relationship between the vote results for the AfD at the 2017 federal election and federal state elections that took place after and the individual characteristics of the refugees and immigrants. Robust standard errors clustered at the municipality level are reported in parentheses. * Significance at 10%; ** Significance at 5%; *** Significance at 1%.

Table 3: Sample Descriptive Statistics

	Refugees		Immigrants		Germans	
	Mean	SD	Mean	SD	Mean	SD
Proportion females	0.396	0.489	0.576	0.494	0.543	0.498
Average Age	33.9	10.4	42.5	11.1	43.8	13.5
Family Status						
Married No Children	0.069	0.253	0.239	0.427	0.254	0.435
Family with Children	0.565	0.496	0.444	0.497	0.269	0.443
Single Parent	0.139	0.346	0.115	0.319	0.139	0.346
Single	0.228	0.419	0.201	0.401	0.338	0.473
HH Size	4.13	2.25	3.31	1.50	2.91	1.39
Education						
Missing Education	0.059	0.235	0.029	0.169	0.049	0.215
No Degree	0.381	0.486	0.051	0.221	0.010	0.102
Elementary School	0.219	0.414	0.327	0.469	0.202	0.402
Secondary I or II	0.175	0.380	0.309	0.462	0.490	0.500
University	0.167	0.373	0.283	0.451	0.248	0.432
Proportion working	0.237	0.425	0.739	0.439	0.786	0.410
Proportion in private housing	0.818	0.386				
Immigration Year						
Immigrated 2015	0.772	0.420				
Immigrated 2016	0.201	0.401				
Immigrated 2017 or later	0.027	0.162				
Immigrated before 1989			0.183	0.386		
Immigrated 1990 - 1999			0.283	0.451		
Immigrated 2000 - 2009			0.302	0.459		
Immigrated 2010 - 2014			0.201	0.401		
Immigrated in/after 2015			0.031	0.174		
Area of Origin						
South-East Europe	0.014	0.118	0.587	0.493		
Asia	0.135	0.342	0.174	0.379		
Middle East	0.202	0.402	0.123	0.329		
Syria	0.591	0.492	0.006	0.078		
Africa	0.057	0.233	0.015	0.123		
Total	3,034		3,445		15,147	

Notes: Summary of individuals searching for protection (who immigrated after 2014), immigrants, and native Germans between the age of 18 and 65 in Germany in 2018. Source: SOEP v35

Table 4: The Impact of Local Voting for the AfD and the Integration of Refugees

	(1)	(2)	(3)	(4)	(5)	(6)
Panel A: Economic Integration						
AfD Share Municipality	-0.902*** (0.232)	-0.988** (0.496)	-0.591 (0.743)	-1.004** (0.506)	-1.169* (0.633)	-0.859** (0.433)
CDU Share Municipality				-0.029 (0.276)		
Right Wing Share 2013					1.572 (2.748)	
NSDAP Share 1933					0.041 (0.111)	
Observations	3,034	3,034	3,034	3,034	2,967	2,136
R-squared	0.168	0.190	0.289	0.190	0.188	0.155
Panel B: Social Integration						
AfD Share Municipality	-1.457*** (0.267)	-1.430*** (0.478)	-1.816** (0.715)	-1.638*** (0.487)	-1.308** (0.653)	-1.655*** (0.454)
CDU Share Municipality				-0.388 (0.288)		
Right Wing Share 2013					-1.086 (3.272)	
NSDAP Share 1933					0.134 (0.137)	
Observations	2,624	2,624	2,624	2,624	2,565	1,865
R-squared	0.084	0.126	0.279	0.127	0.126	0.116
State FEs	No	Yes	No	Yes	Yes	No
County Controls	No	Yes	Yes	Yes	Yes	Yes
County FEs	No	No	Yes	No	No	No
OLS vs IV	OLS	OLS	OLS	OLS	OLS	IV

Notes: The table reports OLS estimates of the effect of AfD vote shares in municipalities on the integration indexes of refugees. The main explanatory variable AfD Share Municipality reports the vote share for the right-wing AfD based on the second vote during the 2017 federal election on the municipality level and is updated in case of later regional elections. All models include individual controls for gender, age, age-squared, family status, education, area of origin, household size, housing type, and year of immigration. County-level controls include share of foreign population, share of male population, share of population above 65 years, share of refugees, share employees with an academic degree, population density, GDP per capita, monthly unemployment rate, share criminal activity, criminal share where the suspect is not German as well as the log population size of the municipality. City-States Berlin, Hamburg, Bremen are included in surrounding federal states for state fixed effects. Using county fixed effects, included controls are monthly unemployment and municipality population. Standard errors are clustered at the municipality level. Column (6) presents instrumental variable results, instrumenting AfD results with AfD results at the first place of assignment. F-statistic for economic variable: 1188 and F-Statistic for social variable: 1081. * Significance at 10%; ** Significance at 5%; *** Significance at 1%.

Table 5: The Impact of Local Voting for the AfD on the Separate Integration Outcomes

Dep. Variables	AfD Share Municipality	Standard p-value	Westfall-Young p-value	Bonferroni-Holm p-value	Observations	R-squared
Economic Integration						
Employed	-1.745	0.034	0.048	0.034	3,034	0.192
Integration Course	-0.395	0.658	0.676	0.658	3,034	0.084
German Ability	-0.754	0.376	0.430	0.376	3,034	0.342
Time Studying German	-1.056	0.226	0.252	0.226	3,034	0.052
Social Integration						
Frequently Feel Disadvantaged	-2.398	0.014	0.027	0.014	2,624	0.102
Time w/ Germans	-1.120	0.233	0.245	0.233	2,624	0.152
Time w/ German Neighbors	-1.993	0.029	0.029	0.029	2,624	0.119
Feel Welcome	0.119	0.902	0.911	0.902	2,624	0.076
Trust People	-1.758	0.130	0.164	0.130	2,624	0.060

Notes: The table reports OLS estimates of the effect of AfD vote shares in municipalities on the separate integration indicators of refugees (in rows). The outcome variables are standardized. Reported p-values are robust to multiple hypothesis testing (family-wise error rates) using the stata command "wyoung" developed by Jones et al. (2019) to compute the Bonferroni-Holm and Westfall and Young adjusted p-values. The main explanatory variable AfD Share Municipality reports the vote share for the right-wing AfD based on the second vote during the 2017 federal election on the municipality level and is updated in case of later regional elections. Individual, municipality, and county controls remain the same as in the previous table. City-States Berlin, Hamburg, Bremen are included in surrounding federal states for state fixed effects. Standard errors are clustered on the municipality level.

Table 6: Effects of AfD vote share on Integration by Origin and Family Status

	(1) Economic Integration	(2) Social Integration
Panel A: Origin		
AfD Share Municipality	-0.950* (0.521)	-1.247** (0.520)
Syria Reference Group		
East Europe	-0.361 (0.257)	-0.196 (0.139)
Middle East	0.074 (0.066)	0.126* (0.067)
East Europe#AfD Share	2.243 (1.712)	2.017** (0.922)
Middle East#AfD Share	-0.682 (0.478)	-0.891* (0.485)
R-squared	0.192	0.129
Panel C: Family Status		
AfD Share Municipality	-0.965* (0.519)	-1.172** (0.498)
Single Men	0.163*** (0.060)	0.157** (0.072)
Single Men#AfD Share	-0.463 (0.417)	-1.297*** (0.436)
R-squared	0.133	0.116
Observations	3,034	2,624

Notes: The table reports OLS estimates of the effect of AfD vote shares in municipalities on the integration indexes of asylum seekers and refugees in 2018. The main explanatory variable AfD Share Municipality reports the vote share for the right-wing AfD based on the second vote during the 2017 federal election on the county level and is updated in case of later regional elections. In Panel A, the AfD share is interacted with the area of origin, in Panel B and C with gender and family status. Individual, municipality, and county controls remain the same as in the previous table. City-States Berlin, Hamburg, Bremen are included in surrounding federal states for state fixed effects. Standard errors are clustered on the municipality level. * Significance at 10%; ** Significance at 5%; *** Significance at 1%

Table 7: Right-Wing Attacks and Green Party Voting and Integration Outcomes

	(1) Economic	(2) Social
Panel A: Attacks		
Attacks Per Refugee in County	-9,509 (8,094)	-16,505* (9,334)
R-squared	0,188	0,120
Panel B: Green and AfD vote share		
AfD Share Municipality	-1.037** (0.508)	-1.107** (0.517)
Green Share Municipality	-0.132 (0.469)	0.865** (0.429)
R-squared	0.190	0.127
Observations	3,034	2,624

Notes: Panel A reports OLS estimates of the effect of the share of right-wing attacks per refugee in 2018 in counties on the integration indexes of refugees. Individual control variables include: gender, age, age-squared, family status, education, area of origin, household size, housing type, and year of immigration. Municipality controls include the population size. County-level controls include share of foreign population, share of male population, share of population above 65 years, share of asylum seekers, share employees with an academic degree, population density, GDP per capita, monthly unemployment rate (and for Panel B also share criminal activity, criminal share where the suspect is not German). Panel B reports OLS estimates of the effect of Green Party vote shares in municipalities on the integration indexes of refugees. Individual, municipality, and county controls remain the same as in the previous table. City-States Berlin, Hamburg, Bremen are included in surrounding federal states for state fixed effects. Robust Standard errors are clustered on the county (Panel A) or municipality level (Panel B) and shown in parentheses. * Significance at 10%; ** Significance at 5%; *** Significance at 1%

Table 8: Support for Refugees from the Native Population and AfD vote share

	(1)	(2)	(3)	(4)
Support Refugees last year	Any Support	Volunteer Time	Donation	Demonstration
Panel A: Support and AfD vote share				
AfD Share Municipality	-1.183*** (0.296)	-0.693*** (0.254)	-1.066*** (0.289)	-0.239 (0.229)
R-squared	0.075	0.025	0.074	0.029
Panel B: Support and AfD and Green vote share				
AfD Share Municipality	-0.885*** (0.321)	-0.554* (0.283)	-0.856*** (0.314)	0.036 (0.250)
Green Share Municipality	1.025** (0.472)	0.480 (0.402)	0.723 (0.452)	0.942** (0.379)
R-squared	0.076	0.025	0.074	0.029
Observations	24,841	24,841	24,841	24,841

Notes: The table reports OLS estimates of the relation of AfD vote shares and Panel B also for Green Party vote shares and support for refugees. Individual control variables include: gender, age, age2, family status, education, household size. Municipality controls include the population size. County-level controls include share of foreign population, share of male population, share of population above 65 years, share of refugees, share employees with an academic degree, population density, GDP per capita, monthly unemployment rate, share criminal activity, criminal share where the suspect is not German. City-States Berlin, Hamburg, Bremen are included in surrounding federal states for state fixed effects. Robust Standard errors are clustered on the municipality level and shown in parentheses. * Significance at 10%; ** Significance at 5%; *** Significance at 1%

Appendix

Table A1: Asylum Applications and Königsteiner Schlüssel Quota

	AfD Share in Federal States (Mean)	AfD Share in Federal States (SD)	Asylum Applica- tions 2015-2018	Königsteiner Key 2015-2018	Population Share 2015-2018
Schleswig-Holstein	7.91%	0.030	3.65%	3.40%	3.49%
Hamburg	7.82%	.	2.54%	2.54%	2.20%
Niedersachsen	8.94%	0.027	9.79%	9.34%	9.63%
Bremen	11.04%	0.021	1.17%	0.95%	0.82%
Nordrhein-Westfalen	8.89%	0.022	23.42%	21.18%	21.66%
Hessen	12.93%	0.025	7.64%	7.36%	7.53%
Rheinland-Pfalz	11.09%	0.044	5.09%	4.83%	4.92%
Baden-Württemberg	13.08%	0.032	11.36%	12.96%	13.29%
Bayern	13.15%	0.035	13.10%	15.48%	15.69%
Saarland	9.94%	0.015	1.61%	1.21%	1.20%
Berlin	12.05%	.	5.28%	5.07%	4.34%
Brandenburg	22.93%	0.055	3.10%	3.05%	3.02%
Mecklenburg-Vorpommern	21.59%	0.057	2.25%	2.02%	1.95%
Sachsen	32.14%	0.055	4.46%	5.07%	4.94%
Sachsen-Anhalt	21.40%	0.043	2.91%	2.81%	2.70%
Thüringen	25.10%	0.059	2.57%	2.71%	2.61%

Notes: Mean and standard deviation of AfD vote shares in municipalities in federal election 2017. Percentage of asylum applications per federal state and planned quota based on the Königsteiner Schlüssel for the respective state average of years 2015-2018. Population share of the federal state.

Table A2: Summary Statistics for the Outcome Variables

	Mean	Standard Deviation
<hr/> Economic <hr/>		
Employment	0.237	0.425
Enrolled in an Integration Course	0.493	0.5
German Language Skills	3.128	0.963
Hours Studying German	2.291	2.341
<hr/> Social <hr/>		
Feel Disadvantaged	1.449	0.607
Time Spent w/ Germans	3.617	1.875
Time Spent w/ German Neighbors	2.388	1.719
Feel welcome	4.112	0.879
Trust in people	2.787	0.914

Notes: Employment and Enrolled in Integration course are dummy variables indicating if the individual is in employment or has participated in a language course. 23.7% are employed, and almost 50% participated in an integration course. German language skills are self-evaluated on a scale from one to five, while hours studying German are self-reported hours the individual spends studying German per day. For the Variable "feel disadvantaged," a high number indicates individual feels more often disadvantaged (i.e., three indicated individuals feel often disadvantaged due to heritage, while a one means they never feel disadvantaged). This is recoded once the variables are standardized so that higher numbers indicate positive outcomes. The time spent with Germans or German neighbors lays between one and six, and fewer individuals spend time with their neighbors. Feel welcome is scaled between one and five, and trust in people between one and four.