

Mofrad, Shahla Kaabi; Dehaghani, Amir Hossein Saeedi

## Article

# An experimental investigation into enhancing oil recovery using smart water combined with anionic and cationic surfactants in carbonate reservoir

Energy Reports

**Provided in Cooperation with:**

Elsevier

*Suggested Citation:* Mofrad, Shahla Kaabi; Dehaghani, Amir Hossein Saeedi (2020) : An experimental investigation into enhancing oil recovery using smart water combined with anionic and cationic surfactants in carbonate reservoir, Energy Reports, ISSN 2352-4847, Elsevier, Amsterdam, Vol. 6, pp. 543-549,  
<https://doi.org/10.1016/j.egyr.2020.02.034>

This Version is available at:

<https://hdl.handle.net/10419/244056>

### Standard-Nutzungsbedingungen:

Die Dokumente auf EconStor dürfen zu eigenen wissenschaftlichen Zwecken und zum Privatgebrauch gespeichert und kopiert werden.

Sie dürfen die Dokumente nicht für öffentliche oder kommerzielle Zwecke vervielfältigen, öffentlich ausstellen, öffentlich zugänglich machen, vertreiben oder anderweitig nutzen.

Sofern die Verfasser die Dokumente unter Open-Content-Lizenzen (insbesondere CC-Lizenzen) zur Verfügung gestellt haben sollten, gelten abweichend von diesen Nutzungsbedingungen die in der dort genannten Lizenz gewährten Nutzungsrechte.

### Terms of use:

*Documents in EconStor may be saved and copied for your personal and scholarly purposes.*

*You are not to copy documents for public or commercial purposes, to exhibit the documents publicly, to make them publicly available on the internet, or to distribute or otherwise use the documents in public.*

*If the documents have been made available under an Open Content Licence (especially Creative Commons Licences), you may exercise further usage rights as specified in the indicated licence.*



<https://creativecommons.org/licenses/by-nc-nd/4.0/>



## Research paper

# An experimental investigation into enhancing oil recovery using smart water combined with anionic and cationic surfactants in carbonate reservoir

Shahla Kaabi Mofrad<sup>a</sup>, Amir Hossein Saeedi Dehaghani<sup>b,\*</sup>

<sup>a</sup> Chempax, London, UK

<sup>b</sup> Department of Petroleum Engineering, Faculty of Chemical Engineering, Tarbiat Modares University, Tehran, Iran

## ARTICLE INFO

## Article history:

Received 8 December 2019

Received in revised form 18 February 2020

Accepted 26 February 2020

Available online xxxx

## Keywords:

Surfactant flooding

Interfacial tension (IFT)

Smart water

Enhanced oil recovery

## ABSTRACT

Among all EOR methods, chemical flooding using wettability alteration materials may be a promising choice to enhance oil recovery. The present study involves a combination of smart water and anionic and cationic surfactant injection as a new approach of EOR in an oil wet carbonate reservoir. CTAB as a cationic and SDS as an anionic surfactant were considered. The modified seawater from Persian Gulf was selected as the smart water. The effects of the smart water salt content and the concentration of the surfactants were measured. The optimum salt concentration of smart water was obtained when SW-3KCl, SW-1NaCl, and SW-4Na<sub>2</sub>SO<sub>4</sub> were used. Moreover, the optimum smart water combined with the surfactants was estimated to be 0.1CMC of SDS and 0.9 CMC of CTAB. The results showed that the combination of smart water and surfactants in carbonate reservoirs changed the wettability towards a water wet system. The oil recovery factor for distilled water, the seawater and the combination of smart water and the optimum surfactant concentrations were calculated to be 28%, 42% and 58%, respectively. The combination of smart water and surfactant had more oil recovery compared to an individual surfactant or smart water flooding.

© 2020 Published by Elsevier Ltd. This is an open access article under the CC BY-NC-ND license (<http://creativecommons.org/licenses/by-nc-nd/4.0/>).

## 1. Introduction

Therefore, producing oil from oil reservoir is of paramount importance for the purpose of supplying the world's energy demands. Oil production from petroleum reservoirs is categorized into three main stages, including primary, secondary and tertiary recovery. It is well-known that during the first stage of the recovery, primary recovery, the natural reservoir pressure is responsible for sweeping oil towards the production wells. However, after a while, the reservoir depletes and the reservoir pressure declines with it, and therefore the natural capacity of reservoir to produce oil decreases (Ramachandran et al., 2003). The main purpose in the secondary recovery stage is to maintain the reservoir pressure by injecting fluids, such as water and gas. Water and gas injection with the purpose of pressure maintenance are effective when the water cut and gas oil ratio of the reservoir are not significant (Planckaert, 2005; Saeedi Dehaghani and Rahimi, 2018). In the third stage, Enhanced Oil Recovery (EOR) methods are employed to recover the oil that was not produced during the first two stages of recovery (Gbadamosi et al., 2019). EOR methods are divided into four main groups,

including thermal, miscible/immiscible gas injection, microbial, and chemical methods (Goodlett et al., 1986). Among the four aforementioned methods, chemical flooding is the most suitable choice for reservoirs containing light oil. Chemical enhanced oil recovery (CEOR) methods involve mobility control of the injected fluid using polymer, wettability alteration and interfacial tension (IFT) reduction using surfactant, combination of polymer and surfactant, and foam flooding (Levitt and Pope, 2008; Sun et al., 2017; Samanta et al., 2012; Shang et al., 2019; Ding and Rahman, 2017). Rock and fluid properties and interactions are among the most important criteria in selecting an EOR method (Goodlett et al., 1986).

Among the aforementioned CEOR methods, wettability alteration and IFT reduction methods are utilized to improve oil recovery in oil-wet reservoirs. In recent years, advanced water flooding has received a great attention in the industry (Su et al., 2018; Al-Saeedi and Flori, 2019). Adding a few types of ion to the injection water can cause the overall oil recovery to increase. Doing this, the presence of bivalent metallic cations (Ca<sup>2+</sup>, Mg<sup>2+</sup>) and SO<sub>4</sub><sup>2-</sup> may alter the wettability of the rock from oil-wet to water-wet in carbonate rocks. Therefore, selecting the optimum concentrations of these ions is of paramount importance, and hence by optimizing their concentrations, more oil may be produced from carbonate reservoirs (Fathi et al., 2010; Park et al., 2018;

\* Corresponding author.

E-mail address: [asaeeedi@modares.ac.ir](mailto:asaeeedi@modares.ac.ir) (A.H. Saeedi Dehaghani).

Dehaghani and Daneshfar, 2019; Duffy et al., 2019). Injecting the water with the optimized salt concentrations is named smart water flooding.

Moreover, surfactants can be used to lower the interfacial tension between oil and water. Surfactants (surface active agents) are organic complexes with at least one lyophilic and one lyophobic group in their molecule (Seethapalli et al., 2004b,a; Pal et al., 2018). Oil recovery from porous media can be improved using surfactants. In a reservoir, oil recovery strongly depends on the IFT and the capillary force (Stegemeier, 1977). As shown in Eq. (1), capillary number depends on IFT (Mohsenatabar Firozjahi et al., 2018; Dong et al., 2010). On the other hand, residual oil saturation depends on the capillary number. By increasing the capillary number, the residual oil saturation in porous media decreases, too. Since surfactants can reduce the IFT between oil and water, their injection to the reservoirs can cause the ultimate residual oil saturation to decrease, hence increasing the oil recovery.

$$N_c = \frac{u \times \mu}{\delta} \quad (1)$$

where  $u$  is velocity,  $\mu$  is viscosity, and  $\delta$  is IFT.

The most significant IFT reduction occurs at the critical micelle concentration of the surfactants (CMC). At CMC, the surfactant monomers existing in the emulsion have the highest possible concentration, thus reducing the IFT the most (Li et al., 2016). The hydrophilic portion of a surfactant may carry a positive or negative charge, both positive and negative charges or no charge at all. These are classified as cationic, anionic, amphoteric or non-ionic, respectively (Rosen and Kunjappu, 2012).

Researches have been conducted on using modified seawater as smart water (Hiorth et al., 2010; Strand et al., 2008, 2006; Webb et al., 2005). For example, Webb et al. (2005) conducted a comparative study on oil recovery from a carbonate core at reservoir conditions by injecting seawater containing  $\text{SO}_4^{2-}$  and simulated  $\text{SO}_4^{2-}$ -free brine. It was determined that the wettability alteration of the carbonate rock with  $\text{SO}_4^{2-}$  ion is responsible for the saturation changes.

In the present study, oil recovery from a carbonate oil-wet micromodel using brine flooding, smart water flooding, and combination of smart water and surfactant flooding are investigated, experimentally. Modified Persian Gulf water is used as the smart water in this study. In addition, SDS and CTAB were the surfactants used in this study. By conducting experiments on the effects of the concentration of different salts on contact angle, the modified smart water with the optimum salt concentrations was selected. Then, SDS and CTAB were separately added to the optimum smart water to investigate their individual effects on contact angle. Then, the combination of SDS and CTAB in optimum smart water is prepared to obtain the optimum concentration of mixed SDS and CTAB in optimum smart water. Finally, brine, seawater, and optimum smart water mixed with SDS and CTAB are considered for flooding in a micromodel to determine oil recovery factor after each flood.

## 2. Experimental methodology

### 2.1. Materials

The crude oil used in this study was provided from one of the Iranian oil reservoirs located south west Iran. Properties of the crude oil are listed in Table 1. Composition of the formation water of the same reservoir was used to prepare a synthetic formation water. In order to prepare the synthetic formation water, the salts in the concentrations listed in Table 2 were used.

**Table 1**

Crude oil sample properties.

| Gravity (API) | Asphaltene content (wt%) | Dead oil density (gr/mL) |
|---------------|--------------------------|--------------------------|
| 27            | 5.72                     | 0.893                    |

**Table 2**

Formation water composition.

| Salt name         | Concentration (ppm) |
|-------------------|---------------------|
| NaCl              | 113840              |
| BaCl <sub>2</sub> | 318                 |
| CaCl <sub>2</sub> | 2560                |
| SrCl <sub>2</sub> | 416                 |

Synthetic seawater (in this case the Persian Gulf water) was chosen as the injection water used in this study. Table 3 lists the composition of the Persian Gulf water.

### Surfactants

The two surfactants used in this study are: Cetyltrimethylammonium bromide known as CTAB and Sodium Dodecyl Sulphate known as SDS. CTAB is a cationic surfactant, while SDS is an anionic one (Lombart et al., 2019; Najafi et al., 2017; James-Smith et al., 2007).

### 2.2. Methodology

#### 2.2.1. Aging

In order to conduct the contact angle experiments, 70 thin sections of the reservoir rock (1.5 cm\*2.5 cm) were prepared and polished using sandpapers. Before being dried in an oven at 80 °C for an hour, the rocks were washed with water. In the next step, the clean and dry samples were immersed in Toluene so that their hydrocarbon contents are removed. The process continues until the Toluene stops changing color signifying that there is no more hydrocarbon residue in the rocks. Afterwards, the rock samples were put in an oven for twelve hours to dry out. Since there may still exist traces of different salts in the rocks, they were immersed in methanol for four days to allow the methanol to remove any traces of salts. Then, the samples were put in an oven again so that the alcohol evaporates. In order for the thin sections to be close to the actual reservoir conditions, they were immersed in formation water for seven days. At this point, a few tests were conducted to know whether the rocks have become water-wet or not. Once the samples were water-wet, they were aged in crude oil for four more weeks at 90 °C to allow them to become oil-wet.

#### 2.2.2. Contact angle measurement

The sessile drop method was utilized to measure the contact angles. Since the oil is dropped on the surface of the rock in the presence of water, the higher the contact angle, the more oil-wet the rock is.

#### 2.2.3. Glass-micromodel experiments

In this research, a heterogeneous five-spot glass-micromodel was utilized (Fig. 1). The model has an injection and a production well responsible for the diagonal flow through the porous medium. The model was made based on a thin section of rocks from carbonate reservoirs located south west Iran. Table 4 lists the properties of the model used in this study.

The micromodel flooding experiment steps are as follows:


1. The glass micromodel is saturated with a solution (95% Toluene + 5% Silane) for 20 min for the model to approach oil-wet conditions.
2. The model is carefully washed using methanol before being put in an oven to dry out.

**Table 3**  
Seawater composition.

| Salt                | NaCl   | KCl | MgCl <sub>2</sub> · 6H <sub>2</sub> O | CaCl <sub>2</sub> | Na <sub>2</sub> SO <sub>4</sub> | NaHCO <sub>3</sub> |
|---------------------|--------|-----|---------------------------------------|-------------------|---------------------------------|--------------------|
| Concentration (ppm) | 27 350 | 849 | 14 840                                | 1330              | 4686                            | 16.8               |

**Table 4**  
Glass-micromodel tests properties.

| Property             | Value     |
|----------------------|-----------|
| Length               | 6 cm      |
| Width                | 6 cm      |
| Pore volume          | 0.5 cc    |
| Porosity             | 39        |
| Injection rate       | 0.85 cc/h |
| Pore volume injected | 5         |

**Fig. 1.** A schematic of the heterogeneous pattern used in this study.

3. The model is saturated with the formation water.
4. The model is saturated with crude oil.
5. The model is flooded by the injection fluid (Seawater, Smart water and/or smart water-surfactant).

In order to evaluate the effect of the surfactants, smart water-surfactant samples with surfactant concentrations of 200, 500, 1000, 1500, 2000, 3000 and 5000 ppm were prepared and were used to flood the saturated glass micromodel. The recovery factors are calculated and recorded for each of the samples.

### 3. Results and discussion

#### 3.1. Wettability

##### 3.1.1. Effect of salts on wettability

To evaluate the effects of different salts present in the seawater on the wettability alteration capacity of it, smart water samples with changing salt concentrations were prepared and their wettability alteration were studied. In order to evaluate the effects of the five different salts, five different sets of samples were prepared. In each set, only one salt's concentration was changed, while the other salts' concentration remained the same as in the seawater composition. For instance, SW-2KCl is the sample in which the concentrations of all salts remain the same as in the seawater, while the concentration of KCl is twice as much as its concentration in the seawater. In each sample set,

the concentration of the selected salt was fixed to zero, one, two, three and four times as much as its concentration in the seawater, while the other salts' concentration were fixed to theirs in the seawater. The results are displayed in Fig. 2.

As illustrated in Fig. 2, all salts display a peak in the contact angle implying that with increasing their concentration, the measured contact angle increases. After the peak contact angle, the contact angle decreases and hence the rock approaches water-wet conditions.

The results of this experiment are in great agreement with the literature. According to the literature, the surface of carbonate rocks are positively charged near the neutral pH value (Anderson, 1986). Given that  $\text{SO}_4^{2-}$  is a highly active anion, it can enter the double layer and bond with the positively charged  $\text{Ca}^{2+}$  cations on the rock surface, and hence freeing the oil's carboxylic groups formerly bonded with  $\text{Ca}^{2+}$ . Consequently, the oil molecules leave the rock surface and the water-wetness of the surface increases. This is why the more the concentration of  $\text{SO}_4^{2-}$ , the lower the contact angle of the rock.

This is also true for  $\text{CaCl}_2$  and  $\text{MgCl}_2$  since the rock becomes more water-wet as the concentrations of  $\text{Ca}^{2+}$  and  $\text{Mg}^{2+}$  increase. To explain this, the previously mentioned double layer theory can be used. As the sulfate ions continue to bond with the positively charged calcium ions on the rock surface, the rock surface's electrostatic repulsion force decreases and the positively charged bivalent cations can go further and more close to the rock surface. As a result of this, these ions can bond with some of the carboxylates formerly bound to the rock surface and hence cleaning the rock surface of the oil molecules. Given this, the double layer thickens and the rock approaches water-wetness (Fathi et al., 2011). The effects of both  $\text{Ca}^{2+}$  and  $\text{Mg}^{2+}$  are consistent with the results reported in the literature. However, the results obtained for KCl and NaCl were not in agreement with the literature. Although NaCl shows an adverse effect on the contact angle from 0NaCl to 2NaCl, it starts to behave differently as the concentration increases more. In contrast to our results, other studies have shown that the lesser the NaCl and KCl concentrations, the more water-wet the rock becomes.

##### 3.1.2. Effect of surfactants on wettability

Based on the previous measurements, the three most effective salts (the most contact angle alteration) in their optimum concentrations (the concentrations at which the least contact angles for each salt were obtained) were found to be 1NaCl, 3KCl and 4Na<sub>2</sub>SO<sub>4</sub>. It is worth mentioning that the zero concentration for none of the salts were selected, as it is difficult to remove the salts present in the seawater for industrial purposes. Therefore, even though the measured contact angle for 0NaCl and 0CaCl<sub>2</sub> is the lowest of all concentrations, these values cannot be selected as the optimum ones. In the case of NaCl, the lowest contact angle is achieved at 4NaCl. However, this cannot be selected as the optimum NaCl concentration because of the extremely high concentration of NaCl in the seawater. Given that the concentration of NaCl in the seawater is 27 350 ppm, a solution of 4NaCl contains 109 400 ppm NaCl, which is an extremely high concentration and it is not practical to prepare such solutions for the industrial use.

The effects of the surfactants used in this study (SDS and CTAB) on contact angle were studied using samples with different surfactant concentrations and the seawater with the optimum

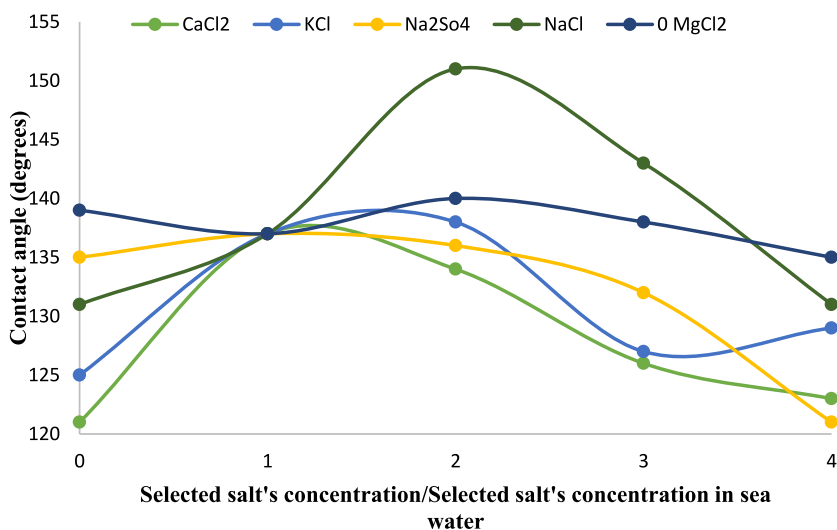


Fig. 2. The individual effect of salts on contact angle.

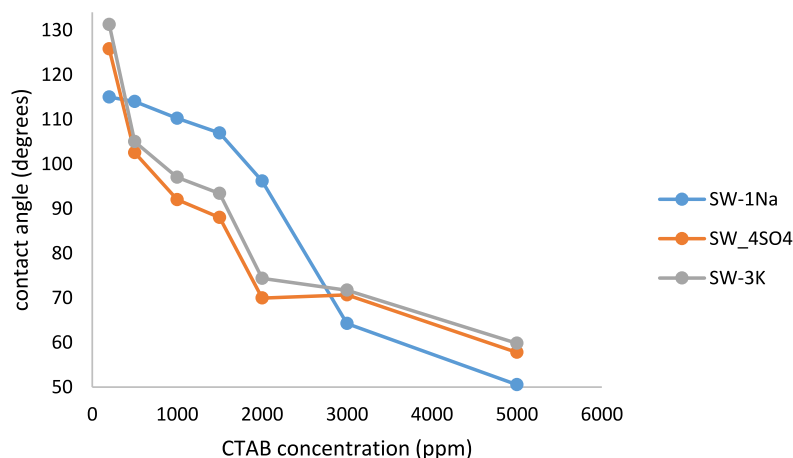


Fig. 3. The effect of CTAB on the measured contact angle in the modified smart water.

salt concentrations. Figs. 3 and 4 show the effect of CTAB and SDS on the contact angle, respectively.

As illustrated in Fig. 3, adding CTAB to the SW-1NaCl solution causes the contact angle to decrease and hence the rock to approach water-wet conditions. However, for the cases of SW-3KCl and SW-4Na<sub>2</sub>SO<sub>4</sub>, the contact angle does not demonstrate a monotonic decrease or increase with the CTAB concentration. In fact, not only the contact angle varies with the concentration, but also the behavior of the changes varies with it. At the critical micelle saturation of CTAB, SW-3KCl and SW-4SO<sub>4</sub><sup>2-</sup> demonstrate a better performance, regarding their effects in lowering the contact angle of the brine. However, in extremely high concentrations of CTAB, SW-1NaCl has the most effect of the wettability of the rock. This shows that depending on the concentration of the salts in the seawater, the optimum concentration of CTAB changes.

As Fig. 4 demonstrates, increasing SDS concentration from 200 to 5000 PPM causes the contact angle to decrease. Nonetheless, the reductions in the measured contact angle do not behave monotonically for all the selected salts. For the case of SDS in the optimized samples of seawater, the behavior of contact angle changes. While at low SDS concentrations to CMC of SDS, SW-1NaCl shows the best performance in lowering the contact angles, at extremely high concentrations of SDS, SW-4SO<sub>4</sub><sup>2-</sup> has the lowest contact angle. Overall, CTAB shows a better performance in lowering the contact angle of the rocks.

### 3.1.3. Combined effect of CTAB and SDS on wettability

Since the effect of surfactants on the wettability of the rocks is dependent on various parameters, such as the rock type, water salinity and temperature, any combination of surfactants and waters would have a different effect on the final recovery of the water flood (Mohammed and Babadagli, 2015). Therefore, in this study, we tried to find the best combination of the smart water and the surfactants with the highest wettability alteration potential for this study's specific rock.

In order to evaluate the combined effect of SDS and CTAB surfactants, a set of experiments were conducted. Table 5 shows the samples used in these experiments and their respective surfactant concentrations. The Critical Micelle Concentrations (CMC) for both CTAB and SDS are reported to be 364 and 484 ppm, respectively. Moreover, the base solution for these measurements was the optimized smart water composition (1NaCl + 3KCl + 4Na<sub>2</sub>SO<sub>4</sub>).

As demonstrated in Fig. 5, mixing CTAB and SDS causes the overall contact angle of the prepared solutions to increase. In fact, a solution containing only 0.9CMC of CTAB and 0.1CMC of SDS is of the lowest contact angle. To illustrate more, 0.9 CMC of CTAB means that the solution has a concentration of CTAB equal to 0.9 of the CMC of CTAB. Therefore, in the case of this study, the best results are obtained by mixing 0.9CMC of CTAB and 0.1CMC of SDS in the optimized smart water. Given the results from these



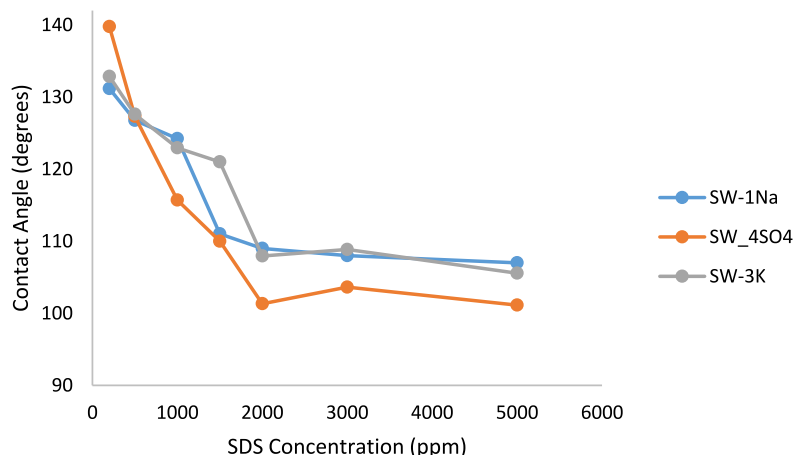


Fig. 4. The effect of SDS on the measured contact angle in the modified smart water.

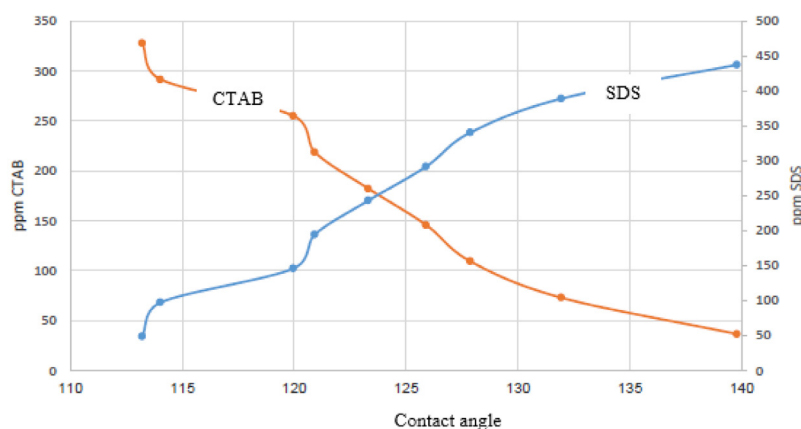


Fig. 5. Combined effect of SDS and CTAB on contact angles.

Table 5

The composition of the combinations of SDS and CTAB in optimum seawater.

| CMC (SDS + CTAB)               | Contact angle |
|--------------------------------|---------------|
| 48/6 ppm SDS + 327/6 ppm CTAB  | 113.2067      |
| 97/2 ppm SDS + 291/2 ppm CTAB  | 114.0217      |
| 145/8 ppm SDS + 254/8 ppm CTAB | 119.9583      |
| 194/4 ppm SDS + 218/4 ppm CTAB | 120.915       |
| 243 ppm SDS + 182 ppm CTAB     | 123.31        |
| 291/6 ppm SDS + 145/6 ppm CTAB | 125.8917      |
| 340/2 ppm SDS + 109/2 ppm CTAB | 127.865       |
| 388/8 ppm SDS + 72/8 ppm CTAB  | 131.94        |
| 437/4 ppm SDS + 36/4 ppm CTAB  | 139.7917      |

experiments, it is thought that for the case of this study (almost pure limestone), combining anionic and cationic surfactants has drawbacks. Nonetheless, since most reservoir rocks are a mixture of carbonate minerals, quartz and clays, there might be a possibility of mixing SDS and CTAB to achieve a higher overall wettability alteration.

### 3.2. Oil recovery factor

Using the aforementioned glass micromodel pattern, the recovery factor experiments were conducted.

To evaluate the effects of the salts and the surfactants on the ultimate oil recovery factor compared to the seawater's effect, first, an experiment was conducted to measure the recovery factor of the seawater. Distilled water flooding had a recovery factor of 28%. Changing the injection water to the seawater (Persian Gulf

water) caused the oil recovery factor to increase to 42%. Then a combination of the optimum smart water and SDS were used as the injection water.

As can be understood from Fig. 6, increasing the concentration of SDS does not necessarily result in a better flood recovery. In fact, there is an optimum recovery factor for SDS which occurs at 500 ppm (which is close to CMC of SDS). Therefore, in the case of SDS and carbonate rocks, the optimum surfactant concentration is the critical micelle saturation.

The same sets of experiments were conducted for CTAB, too. Fig. 7 demonstrates the results of these experiments for CTAB. Similarly, the recovery factor for CTAB has an optimum value which occurs at 500 ppm. Overall, CTAB's recovery factor is higher than that of SDS.

## 4. Conclusion

Based on this research's results, combination of smart water and surfactants can be more advantageous compared to smart water flooding alone. As mentioned before, in the optimum surfactant and salt concentrations, the rock approaches water-wet condition, which can greatly assist the process of water flooding. Regarding the contact angle alteration capacity of the surfactants, CTAB has a greater potential to reduce the contact angle. Although not monotonically, the contact angle decreased with increasing the concentration of both surfactants when they were not used together in a sample. Water flooding with the optimum smart water has a higher recovery factor than seawater flooding. However, the highest recovery factor was attained using

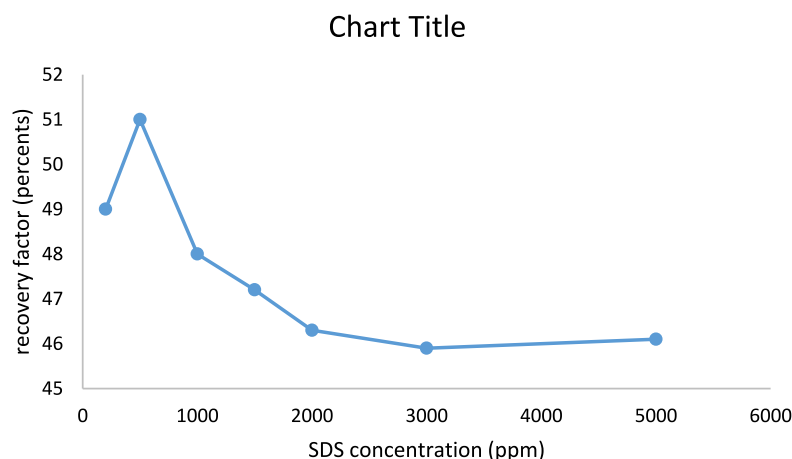


Fig. 6. Oil recovery versus SDS concentration.

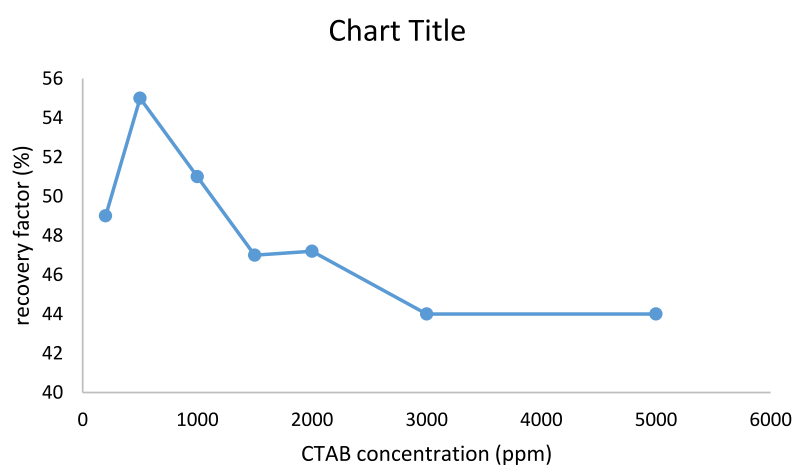


Fig. 7. Oil recovery versus CTAB concentration.

a combination of the optimum smart water and the optimum concentrations of the surfactants.

### Declaration of competing interest

The authors declare that they have no known competing financial interests or personal relationships that could have appeared to influence the work reported in this paper.

### References

- Al-Saedi, H.N., Flori, R.E., 2019. Experimental investigation of the performance of low salinity water flooding at high temperature. In: *Advances in Petroleum Engineering and Petroleum Geochemistry*. Springer, pp. 47–50.
- Anderson, W., 1986. Wettability literature survey-part 2: Wettability measurement. *J. Pet. Technol.* 38, 1, 246–241, 262.
- Dehaghani, A.H.S., Daneshfar, R., 2019. How much would silica nanoparticles enhance the performance of low-salinity water flooding? *Pet. Sci.* 1–15.
- Ding, H., Rahman, S., 2017. Experimental and theoretical study of wettability alteration during low salinity water flooding-an state of the art review. *Colloids Surf. A* 520, 622–639.
- Dong, Z., Lin, M., Wang, H., Li, M., 2010. Influence of surfactants used in surfactant-polymer flooding on the stability of Gudong crude oil emulsion. *Pet. Sci.* 7, 263–267.
- Duffy, T.S., Raman, B., Hall, D.M., Machesky, M.L., Johns, R.T., Lvov, S.N., 2019. Experimentation and modeling of surface chemistry of the silica-water interface for low salinity waterflooding at elevated temperatures. *Colloids Surf. A* 570, 233–243.
- Fathi, S.J., Austad, T., Strand, S., 2010. “Smart water” as a wettability modifier in chalk: the effect of salinity and ionic composition. *Energy & Fuels* 24, 2514–2519.
- Fathi, S.J., Austad, T., Strand, S., 2011. Water-based enhanced oil recovery (EOR) by “smart water”: Optimal ionic composition for EOR in carbonates. *Energy & Fuels* 25, 5173–5179.
- Gbadamosi, A.O., Junin, R., Manan, M.A., Agi, A., Yusuff, A.S., 2019. An overview of chemical enhanced oil recovery: recent advances and prospects. *Int. Nano Lett.* 1–32.
- Goodlett, G., Honarpour, M., Chung, F., Sarathi, P., 1986. The role of screening and laboratory flow studies in EOR process evaluation. In: *SPE Rocky Mountain Regional Meeting*. Society of Petroleum Engineers.
- Hiorth, A., Cathles, L., Madland, M., 2010. The impact of pore water chemistry on carbonate surface charge and oil wettability. *Transp. Porous Media* 85, 1–21.
- James-Smith, M.A., Alford, K., Shah, D.O., 2007. Effect of long-chain alcohols on SDS partitioning to the oil/water interface of emulsions and on droplet size. *J. Colloid Interface Sci.* 315, 307–312.
- Levitt, D., Pope, G.A., 2008. Selection and screening of polymers for enhanced-oil recovery. In: *SPE Symposium on Improved Oil Recovery*. Society of Petroleum Engineers.
- Li, Y., Zhang, W., Kong, B., Puerto, M., Bao, X., Sha, O., Shen, Z., Yang, Y., Liu, Y., Gu, S., 2016. Mixtures of anionic/cationic surfactants: a new approach for enhanced oil recovery in low-salinity, high-temperature sandstone reservoir. *SPE J.* 21, 1, 164–161, 177.
- Llombart, P., Palafox, M.A., MacDowell, L.G., Noya, E.G., 2019. Structural transitions and bilayer formation of CTAB aggregates. *Colloids Surf. A* 580, 123730.
- Mohammed, M., Babadagli, T., 2015. Wettability alteration: A comprehensive review of materials/methods and testing the selected ones on heavy-oil containing oil-wet systems. *Adv. Colloid Interface Sci.* 220, 54–77.
- Mohsenatabar Firozjahi, A., Derakhshan, A., Shadizadeh, S.R., 2018. An investigation into surfactant flooding and alkaline-surfactant-polymer flooding for enhancing oil recovery from carbonate reservoirs: Experimental study and simulation. *Energy Sources A* 40, 2974–2985.

- Najafi, S.A.S., Kamranfar, P., Madani, M., Shadadeh, M., Jamialahmadi, M., 2017. Experimental and theoretical investigation of CTAB microemulsion viscosity in the chemical enhanced oil recovery process. *J. Molecular Liquids* 232, 382–389.
- Pal, S., Mushtaq, M., Banat, F., Al Sumaiti, A.M., 2018. Review of surfactant-assisted chemical enhanced oil recovery for carbonate reservoirs: challenges and future perspectives. *Pet. Sci.* 15, 77–102.
- Park, H., Park, Y., Lee, Y., Sung, W., 2018. Efficiency of enhanced oil recovery by injection of low-salinity water in barium-containing carbonate reservoirs. *Pet. Sci.* 15, 772–782.
- Planckaert, M., 2005. Oil reservoirs and oil production. In: *Petroleum Microbiology*. American Society of Microbiology, pp. 3–19.
- Ramachandran, R., Limbach, K., Hwang, S.-C., 2003. Enhanced Oil Recovery. Google Patents.
- Rosen, M.J., Kunjappu, J.T., 2012. *Surfactants and Interfacial Phenomena*. John Wiley & Sons.
- Saeedi Dehaghani, A.H., Rahimi, R., 2018. Investigating the efficiency of gas re-injection process of an oil field using combined integrated field simulation and intelligent proxy model application. *Can. J. Chem. Eng.* 96, 1691–1696.
- Samanta, A., Bera, A., Ojha, K., Mandal, A., 2012. Comparative studies on enhanced oil recovery by alkali–surfactant and polymer flooding. *J. Pet. Explor. Prod. Technol.* 2, 67–74.
- Seethapalli, A., Adibhatla, B., Mohanty, K.K., 2004a. Physicochemical interactions during surfactant flooding of fractured carbonate reservoirs. *SPE J.* 9, 411–418.
- Seethapalli, A., Adibhatla, B., Mohanty, K., 2004b. Wettability alteration during surfactant flooding of carbonate reservoirs. In: *SPE/DOE Symposium on Improved Oil Recovery*. Society of Petroleum Engineers.
- Shang, X., Bai, Y., Sun, J., Dong, C., 2019. Performance and displacement mechanism of a surfactant/compound alkaline flooding system for enhanced oil recovery. *Colloids Surf. A* 580, 123679.
- Stegemeier, G., 1977. In: Shah, D.O., Schechter, R.S. (Eds.), *Improved Oil Recovery By Surfactant and Polymer Flooding*, Vol. I. Academic Press, NY.
- Strand, S., Austad, T., Puntervold, T., Høgnesen, E.J., Olsen, M., Barstad, S.M.F., 2008. “Smart water” for oil recovery from fractured limestone: a preliminary study. *Energy & Fuels* 22, 3126–3133.
- Strand, S., Høgnesen, E.J., Austad, T., 2006. Wettability alteration of carbonates—Effects of potential determining ions ( $\text{Ca}^{2+}$  and  $\text{SO}_4^{2-}$ ) and temperature. *Colloids Surf. A* 275, 1–10.
- Su, W., Liu, Y., Pi, J., Chai, R., Li, C., Wang, Y., 2018. Effect of water salinity and rock components on wettability alteration during low-salinity water flooding in carbonate rocks. *Arab. J. Geosci.* 11, 260.
- Sun, X., Zhang, Y., Chen, G., Gai, Z., 2017. Application of nanoparticles in enhanced oil recovery: a critical review of recent progress. *Energies* 10, 345.
- Webb, K.J., Black, C.J.J., Tjetland, G., 2005. A laboratory study investigating methods for improving oil recovery in carbonates. In: *International Petroleum Technology Conference, International Petroleum Technology Conference*.