

SOEP Team (Ed.)

**Article**

## SOEP Annual Report 2020

SOEP Annual Report, No. 2020

**Provided in Cooperation with:**

German Institute for Economic Research (DIW Berlin)

*Suggested Citation:* SOEP Team (Ed.) (2021) : SOEP Annual Report 2020, SOEP Annual Report, No. 2020, Deutsches Institut für Wirtschaftsforschung (DIW), Berlin

This Version is available at:

<https://hdl.handle.net/10419/243222>

**Standard-Nutzungsbedingungen:**

Die Dokumente auf EconStor dürfen zu eigenen wissenschaftlichen Zwecken und zum Privatgebrauch gespeichert und kopiert werden.

Sie dürfen die Dokumente nicht für öffentliche oder kommerzielle Zwecke vervielfältigen, öffentlich ausstellen, öffentlich zugänglich machen, vertreiben oder anderweitig nutzen.

Sofern die Verfasser die Dokumente unter Open-Content-Lizenzen (insbesondere CC-Lizenzen) zur Verfügung gestellt haben sollten, gelten abweichend von diesen Nutzungsbedingungen die in der dort genannten Lizenz gewährten Nutzungsrechte.

**Terms of use:**

*Documents in EconStor may be saved and copied for your personal and scholarly purposes.*

*You are not to copy documents for public or commercial purposes, to exhibit the documents publicly, to make them publicly available on the internet, or to distribute or otherwise use the documents in public.*

*If the documents have been made available under an Open Content Licence (especially Creative Commons Licences), you may exercise further usage rights as specified in the indicated licence.*

**2020**

**SOEP  
Annual  
Report**



2020

SOEP  
Annual  
Report

The SOEP Team



# Contents

---

Letter from the Executive Board of DIW Berlin .....	4	<b>PART 3</b>	<b>SOEP Data and Fieldwork</b> .....	33	
<b>Editorial</b> .....	5	The Portfolio of SOEP Studies .....	34	Kantar Public's Organization of SOEP Fieldwork .....	36
<b>SOEP 2020: The Year in Numbers</b> .....	6	An Overview of SOEP Fieldwork .....	37	SOEP Migration and Refugee Samples M1–M8 .....	44
<b>PART 1</b>		SOEP Innovation Sample (SOEP-IS) .....	52		
<b>SOEP 2020: The Year in Review</b> .....	8	<b>PART 4</b>	<b>SOEP Data Service</b> .....	59	
<b>PART 2</b>		SOEP Users Around the World .....	60	Report on the SOEP Research Data Center .....	62
<b>Overview of the SOEP Research Infrastructure at DIW Berlin</b> .....	15	SOEP Studies on the Corona Pandemic .....	64	Record Linkage with Administrative Pension Data .....	65
Research at the SOEP .....	16	EU-SILC Clone .....	66		
SOEP Administration and Management .....	18	<b>PART 5</b>	<b>SOEP-Based Publications in 2020</b> .....	67	
Survey Methodology and Management .....	20	SOEP-Based DIW Weekly Reports .....	68	DIW aktuell .....	83
SOEP Research Data Center .....	22	SOEP-Based SSCI Publications over the Last Decade .....	87	(S)SCI Publications by the SOEP Staff .....	88
Applied Panel Analysis .....	24	(S)SCI Publications by the SOEP User Community .....	92	SOEPpapers .....	101
Knowledge Transfer .....	26	SOEP Survey Papers .....	104	SOEP in the Media .....	110
Junior Research Group .....	28				
SOEP Survey Committee .....	30	<b>Imprint</b> .....	114		
Research Fellows .....	31				
SOEP Organizational Chart .....	32				

# Letter from the Executive Board of DIW Berlin

---

This year's SOEP Annual Report highlights the unique value of the data that SOEP provides to the national and international research community each year, and the analytical potential that these data offer to researchers in a wide range of disciplines. It also demonstrates that such a project can only be carried out by a multidisciplinary team of experts who work closely together. It is precisely this combination of expertise in the creation of the dataset and commitment to using SOEP data in applied and methodological research that is the hallmark of SOEP as a research-based infrastructure. The year 2020 brought with it numerous challenges that made the close, collaborative work that characterizes the SOEP more difficult. The 35th wave of SOEP data was distributed just before pandemic restrictions went into effect. Soon after, measures were implemented at DIW Berlin to reduce contact within the workplace, which meant that new ways of coordinating our work had to be found. It is all the more gratifying that data preparation for the 36th wave of the SOEP data still proceeded according to plan over the course of the year. And in 2020, SOEP again showed that it is capable of responding very quickly to new social developments and of drawing on its networks in very different scientific communities.

As early as April, SOEP launched a telephone survey on living conditions during the first COVID-19 lockdown in partnership with Bielefeld University (SOEP-CoV), followed by a nationwide study in partnership with the Robert Koch Institute to monitor the spread of the coronavirus (the RKI-SOEP study "Nationwide Corona Monitoring"). Both studies provide important information on how households and individuals in Germany have dealt with the pandemic. These findings lay the groundwork for empirical investigation of the longer-term impacts of the pandemic on households and individuals in Germany.

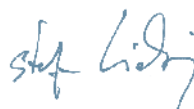
As the Executive Board of DIW Berlin, we are very proud of the performance of the SOEP team and would like to take this opportunity to thank them for their exceptional dedication and commitment in a year that was not easy for any of us. We are also grateful to the members of the SOEP Survey Committee, who once again provided invaluable expertise and support to the SOEP. We wish the readers of this Annual Report an enjoyable and inspiring read.



Marcel Fratzscher



Alexander S. Kritikos



Stefan Liebig



Angelica E. Röhr

# Editorial

---



From left to right and top to bottom: Markus M. Grabka, Stefan Liebig, Sabine Zinn, Jan Goebel, and Carsten Schröder

One year of the pandemic is already behind us. Here at the SOEP, 2020 brought numerous challenges and changes to plans and activities: Our 2020 SOEP Conference had to be cancelled, and other events, like our SOEPcampus workshops, had to be moved online. Almost the entire SOEP staff switched to working from home, and all of our meetings took place online.

Fieldwork for the 2020 SOEP survey was also affected by the pandemic. When fieldwork began, some interviews were conducted in person as usual, but our survey institute, Kantar, quickly switched to telephone surveying to ensure the safety of both respondents and interviewers. As a result, the SOEP data for 2020 were collected without any delays.



But 2020 was not just a year of challenges: Crises always offer opportunities as well. On April 1, 2020, fieldwork began for the SOEP-CoV study on the socio-economic impacts of COVID-19. Special questionnaires were used to survey SOEP respondents on numerous aspects of their living situations and health during lockdown and subsequent phases of the pandemic. And in the second half of 2020, the SOEP partnered with the Robert Koch Institute to launch the RKI-SOEP study “Nation-wide Corona Monitoring” with the aim of tracking COVID-19 infection and immunity within the German population.


Also in 2020, the SOEP team worked on multiple waves of the SOEP survey simultaneously. Data processing and data release for the previous year’s survey took place simultaneously with fieldwork for the current year and preparations for the coming year and beyond. Throughout all of these processes, the SOEP team worked closely with Kantar, the survey research institute responsible for SOEP fieldwork.

This SOEP Annual Report gives you a glimpse of our work in 2020. It focuses on the dataset we refer to as SOEP-Core, consisting of the original SOEP sample that started in 1984 and all of the subsamples and refresher samples that have been added to it over the years.

Chapter 1 tells you about several new projects that were launched in 2020, in some cases in cooperation with other research institutions and universities with outside funding. Chapter 2 presents the structures and divisions of the SOEP at DIW Berlin, the members of our team, and our advisory bodies. In Chapter 3, our survey research institute, Kantar, gives an overview of SOEP fieldwork in 2020. Chapter 4 describes our team’s work on the 35th wave of the data, which went out to SOEP data users in March 2020, and data preparation for the 36th wave of the SOEP survey.

We thank you for your interest in the SOEP!

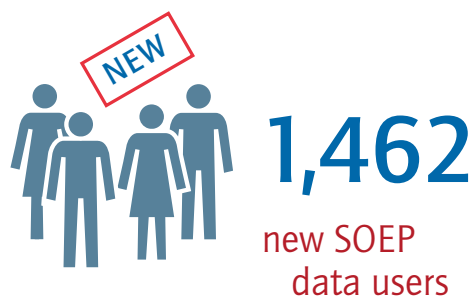




Jan Goebel      Markus M. Grabka      Stefan Liebig      Carsten Schröder      Sabine Zinn



# SOEP 2020: THE YEAR IN NUMBERS


---





in outside  
project funding

**~6.5  
million  
euros**



successfully  
interviewed  
households

**SOEP Core ~ 22,000**  
**SOEP Is ~ 7,000**



**161**

papers by SOEP  
staff in DIW/SOEP  
publications



**19**

papers by SOEP staff  
in (S)SCI publications




**55**

guest researchers  
at the SOEP



**352**

papers published  
worldwide using  
SOEP data



wave of  
SOEP data  
in the field

**37th**

# PART 1

---

# SOEP 2020: The Year in Review

# SOEP 2020: THE YEAR IN REVIEW

---

Feb

## New Project on Diverse Gender Identities

Gender identities and sexual orientations are diverse, and they impact many areas of life, including work, family, and health. Nevertheless, there is still a lack of data for research on the living situations of LGBTQI people. The project “Focusing on Gender and Sexual Diversity: Social Participation and Living Situations of LGBTQI People” (SOEP-GeSMin), launched in February, is developing strategies to combine data from different sources to create a database for better analysis of these groups. It is also conducting an online survey on labor market participation, social relationships, and personal networks to supplement this database. The project is a collaborative effort of the SOEP and the University of Bielefeld, and is funded by the German Federal Ministry of Education and Research (BMBF).

[www.diw.de/GeSMin\\_en](http://www.diw.de/GeSMin_en)

## New Project on Germany's Top Wealth Holders

How wealthy are Germany's wealthiest people? What are their socio-demographic and psychological characteristics? How did they amass their wealth? And how involved are they in civic and political activities? Launched in March, the project “Wealth Holders at the Top” (WATT) seeks to answer these key questions. The aim is to understand the extent, causes, and consequences of economic inequalities. The insights gained through WATT will provide a sound empirical basis for policy making. The project is funded by the German Research Foundation (DFG).

[www.diw.de/watt\\_en](http://www.diw.de/watt_en)

Mar

DFG

## SOEP Findings on Social Impacts of the COVID-19 Pandemic

How is the corona pandemic affecting people in Germany and what economic and social impacts will it have in the years to come? The study “The Spread of the Coronavirus in Germany: Socio-Economic Factors and Consequences” (SOEP-CoV) is a joint project of the Socio-Economic Panel (SOEP) at DIW Berlin and the University of Bielefeld. For this study, more than 6,000 SOEP respondents have been interviewed by telephone with special questionnaires focusing on the pandemic situation. In April, early results of the study were presented in a colloquium at the Social Science Center Berlin (WZB) and in the LMU’s “Sociological Perspectives on the Corona Crisis”, which was also released as a **podcast** (in German). New studies based on the data are constantly being published and are listed on the project homepage, <http://www.soep-cov.de> (currently in German only). SOEP-CoV is funded by the German Federal Ministry of Education and Research (BMBF).

# Apr



### SOEP CoV

Sozio-ökonomische Faktoren  
und Folgen der Verbreitung  
des Coronavirus in Deutschland

 UNIVERSITÄT  
BIELEFELD

## David Richter Appointed Professor of Survey Research at FU Berlin

In April, David Richter accepted an appointment as Professor of Survey Research in the Department of Education and Psychology at FU Berlin, in conjunction with his continued work as director and manager of the SOEP Innovation Sample at the SOEP.



# Jun

## SOEP-Transfer: Making SOEP Data Accessible for Data-Driven Journalism

The SOEP-Transfer project was launched in June with the aim of making SOEP data accessible for data-driven journalism. The project seeks to foster exchange with journalists and establish new models for data and knowledge transfer to society at large based on SOEP data. The project offers data-driven journalists four models for working with the data. In the Evaluation Model, SOEP experts analyze data for journalists. In the Tandem Model, SOEP researchers work together with journalists to analyze the data. In the Platform Model, which uses a web-based platform, and the Training Model, which is based on workshops, journalists and contemporary historians learn to analyze SOEP data on their own. The interface for the project is being developed in close cooperation with the target groups. The project is funded by the German Federal Ministry of Education and Research (BMBF).  
[www.diw.de/soep-transfer\\_en](http://www.diw.de/soep-transfer_en)

# DFG

## Stefan Liebig Appointed to Interdisciplinary Commission for Pandemic Research

Stefan Liebig was appointed to the Interdisciplinary Commission for Pandemic Research, which was established by the German Research Foundation (DFG) to strengthen basic research and identify research needs in the context of the coronavirus pandemic. The eighteen members of the commission convened for their first meeting in June, chaired by DFG President Katja Becker.



# Jul

**UNIVERSITÄT  
BIELEFELD**

*Leibniz*  
Leibniz Association

## New SOEP RegioHub at the University of Bielefeld

The new SOEP RegioHub was launched in July as a joint project of Socio-Economic Panel (SOEP) and Bielefeld University. As a Leibniz Science-Campus, it promotes cooperation between Leibniz institutions through regional partnerships. The project addresses questions of how regional inequalities affect the political orientation and behavior of specific population groups, and what consequences this has for social cohesion. Initial funding for the project through 2024 comes from the Leibniz Association.



## New Research Project on the Dynamics of Inequality Across the Life Course



In August, SOEP researchers began work on the project “Lifecycle Inequality Dynamics” (LINDY) with colleagues from Aix-Marseille University. The project investigates the causes of inequalities and fluctuations in economic resources, especially income and wealth, and their implications for social welfare and public policy. The project is based on SOEP-RV, a database that links SOEP data with administrative microdata from the statutory German pension system. Researchers on the project team have been among the first to use SOEP-RV data. The project is funded by the German Research Foundation (DFG).

## LARGE Project Findings Show High Risk of Post-Traumatic Stress in Refugees

Research carried out as part of the **LARGE project** based on SOEP data shows that the risk of post-traumatic stress disorder is relatively high among refugees in Germany, but varies greatly depending on their country of origin ([Walther 2020](#)). Refugees who suffer post-traumatic stress are less likely to be employed and less likely to be in the education system or to have attended an official language course. The project “Longitudinal Aspects of the Interaction between Health and Integration of Refugees in Germany” (LARGE), which has been running since 2019, analyzes data from the IAB-BAMF-SOEP Refugee Survey. Further research conducted as part of LARGE has shown that scores ascertained with common mental health screeners from individuals with different cultural backgrounds—refugees, migrants, and the rest of the population—can be compared in a statistically meaningful way ([Tibubos 2020](#)). This is an important finding for other studies comparing refugees and the rest of the population in Germany.

## Basic Income Pilot Project

In August, the first long-term study on unconditional basic income in Germany started work as a joint **project** of the SOEP and the “**Mein Grundeinkommen**” association. The project seeks to understand how unconditional basic income changes people and society, and how receiving an unconditional basic income affects individual behavior and attitudes. For the project, 1,500 volunteers were selected, 120 of whom were randomly chosen to receive 1,200 euros per month for three years. The remaining 1,380 participants will serve as a control group. Researchers from the University of Cologne and the Max Planck Institute for Research on Collective Goods are also involved in the project. The study is financed by around 140,000 private donors and will have a duration of four years.



### Basic Income Pilot Project

Oct

## SOEP and RKI Partnered for Nationwide Antibody Study: “Living in Germany – Coronavirus Monitoring”

SOEP and the Robert Koch Institute (RKI) began work in October on the nationwide antibody study “[Living in Germany—Corona Monitoring](#)”. The aim of the study is to investigate the number of people already infected with SARS-CoV-2, to estimate the number of undetected infections, and to identify population groups that are more frequently infected with the virus. To obtain the data, SOEP and RKI conducted voluntary COVID-19 and antibody tests on adult SOEP survey respondents in around 20,000 households. For more information on the study, see part 4 of this report.

## New Research Project on the Impacts of the COVID-19 Pandemic

Researchers at DIW Berlin in the Department of Public Economics, the Department of Education and Family, and the SOEP started a [joint project](#) in September investigating how the COVID-19 pandemic affects employment, household and family labor, and income, and the role of social security systems. The project is funded by the German Federal Ministry of Labor and Social Affairs (BMAS).

**SOEP IS**  
Innovation Sample

## SOEP-IS Companion Published

The new [SOEP-IS Companion](#), providing comprehensive support in the use of SOEP-IS data, was released in October. The Companion provides a useful resource for data users, with detailed descriptions of all modules that have been part of SOEP-IS since 2011.



## Consortium for the Social, Behavioral, Educational, and Economic Sciences (KonsortSWD) Launched

[KonsortSWD](#) kicked off work in October. Its objective is to develop services for research with data in the social, behavioral, educational and economic sciences. KonsortSWD, whose members include the SOEP, is one of nine founding consortia of the National Research Data Infrastructure ([NFDI](#)).

KonsortSWD





Nov

### Sabine Zinn Appointed Professor at Humboldt Universität zu Berlin

Sabine Zinn, Head of Survey Methodology at SOEP since April 2019, was appointed Professor of Social Science Methods with a focus on survey methodology at the Humboldt Universität zu Berlin in November.



### SOEP Research on Pandemic's Impacts on Workers Discussed in German Bundestag

Workers in “Mini-Jobs” were particularly hard-hit by the COVID-19 recession, according to a SOEP study published as a **DIW Wochenbericht** in November: Workers in “Mini-Jobs” did not receive unemployment benefits, nor were they able to take advantage of benefits for going on “short-time work”. Instead, they simply lost their jobs. The SOEP research was taken up in a debate in the German Bundestag on November 20, 2020.



An important difference: Employers cannot apply for the short-time compensation (Kurzarbeitergeld) for Mini-job holders.


# **PART 2**

---

# Overview of the SOEP Research Infrastructure at DIW Berlin

# Research at the SOEP

---



## SOEP team

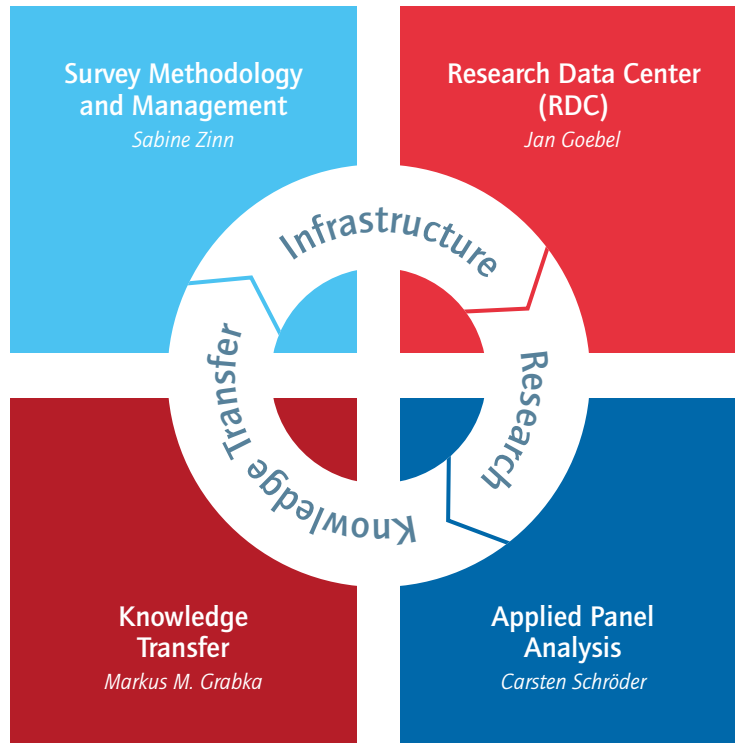
The Socio-Economic Panel (SOEP) is an independent research-driven infrastructure. Data from the SOEP survey are made available to researchers worldwide and are also used in research carried out by the SOEP team at DIW Berlin.

## Tasks and Structure

Researchers on the SOEP team use the data to study processes of transformation and change in our society. A first key topic of research at the SOEP deals with the question of how equally or unequally societal resources such as income and wealth are distributed, and what risks and opportunities emerge from differences in access to education and the la-

bor market. A second topic of research is how living conditions affect health and well-being, and what role personality plays across the life course. A third research topic deals with the living situations of migrants. For the fourth key research topic at the SOEP, experts in survey methodology and data science are working to develop and further improve the study. In addition to these four key topics of research at the SOEP, the Junior Research Group “Social and Psychological Determinants of Mental Health in the Life Course” (SocPsych-MH) aims to strengthen SOEP research on mental health, taking an interdisciplinary perspective.

## SOEP Research Division Structure



These topics of SOEP research correspond to the following four research areas:

1. Social Inequalities and Distribution
2. Subjective Well-Being, Personality, and Health
3. Migration, Integration, and Social Transformation
4. Survey Methodology and Data Science

A list of contacts who can provide more information on questions in each of these areas can be found under [SOEP Research](#) on our website.

SOEP staff also carry out a range of infrastructure tasks: conceptualizing studies and samples ([Survey Methodology and Management](#)), preparing SOEP data for user-friendly analysis and distributing the data to researchers ([Data Operation and Research Data Center](#)), and analyzing the data ([Applied Panel Analysis](#)). They provide training in the use of the SOEP data and disseminate SOEP-based research findings throughout society—to both the policy community and the broader public ([Knowledge Transfer](#)).

The SOEP Infrastructure is managed by a Board of Directors. These include the Director of the SOEP (who is also a member of the DIW Executive Board) and four Division Heads. The SOEP Survey Committee, which is comprised of up to nine researchers appointed by the DIW Board of Trustees, serves as an advisory board to the SOEP. The SOEP is one of Germany's most important research data infrastructures in the social, behavioral, and economic sciences and is part of the National Roadmap for Infrastructures of the Federal Ministry of Education and Research (BMBF). As part of the Leibniz Association, the SOEP receives funding from the BMBF and federal state governments.

# SOEP Administration and Management

---

## Prof. Dr. Stefan Liebig

Director of SOEP and DIW Berlin  
Executive Board Member

## Prof. Dr. Sabine Zinn

SOEP Board of Directors and Head  
of the Division of Survey Methodology  
and Management

## Dr. Jan Goebel

SOEP Board of Directors and Head  
of the Division of Research Data Center

## Prof. Dr. Carsten Schröder

Vice-Director of SOEP and Head  
of the Division of Applied Panel  
Analysis

## Dr. Markus M. Grabka

SOEP Board of Directors and Head  
of the Division of Knowledge Transfer

## Jule Adriaans

BGHS Doctoral Student  
Research Focus: Perception and  
Evaluation of Inequality and  
Social Justice, Justice of Earnings,  
Comparative Research  
Research Projects: Perceptions  
of Inequalities and Justice  
in Europe (PIJE), Employment  
Risks and Quality of Work in  
the Digital Transformation

## Patricia Axt

Team Assistance

## Anja Bahr

Project Management

## Sandra Bohmann

Research Focus: Social Inequalities,  
Equality of Opportunity,  
Socio-Emotional Skills  
Research Project: Perceptions  
of Inequalities and Justice in  
Europe (PIJE)

## Simon Kleineweber

Project Management

## Maximilian Müller

Team Assistance

## Matteo Targa

Doctoral Student  
Research Focus: Labor Economics  
and Inequality, Justice Attitudes  
Research Project: Perceptions of  
Inequalities and Justice in Europe  
(PIJE)

## Monika Wimmer

SOEP Communications  
Management

In 2020, the SOEP Administration and Management team was responsible for around 60 staff members, as well as trainees, doctoral students, grant holders, and about 30 student assistants. The team provides a range of research and administrative support services as well as research and project management to the entire SOEP team. Administrative support activities include liaising with the SOEP Survey Committee and coordinating and facilitating administrative processes between the SOEP unit and DIW Berlin's financial and human resources units. The team also manages communications with SOEP study respondents, the research community, and the media. Media relations activities range from traditional media outreach to social media management and media training for researchers. As part of communications management, the project SOEP-Transfer aims to make SOEP data accessible to journalists. The SOEP's management team is comprised of the SOEP director and the heads of the four divisions: Survey Methodology and Management, Research Data Center, Applied Panel Analysis, and Knowledge Transfer. The members of this team set the direction for the diverse activities of the SOEP, ranging from independent research to infrastructure provision, and define strategic goals for the future development of the SOEP.

The Social Inequality and Justice Project Group was established in 2018 under the supervision of SOEP Director Stefan Liebig to intensify research on attitudes and perceptions related to social inequalities in the SOEP. The group was involved in the development of the module "Attitudes Toward Social Inequalities", which will be part of the survey in SOEP-Core 2021 and was developed together with a group of external experts.



# Survey Methodology and Management

---

**Prof. Dr. Sabine Zinn**

SOEP Board of Directors and Head of the Division of Survey Methodology and Management

**Luise Burkhardt**

Doctoral Student BGSS  
Research Focus: Well-Being, Civic Engagement, and Quantitative Panel Data Analysis  
Research Project: Evaluation of the Skilled Workers Immigration Act (M8)

**Miriam Gauer**

Doctoral Student  
Research Focus: Gender, Migration, and Data Science

**Martin Gerike**

Specialist in Market and Social Research, Research Project: DDR-Psych

**Florian Griese**

Specialist in Market and Social Research, Survey Management

**Angelina Hammon**

Doctoral Student BAGGS  
Research Focus: Handling of (Non-Ignorable) Missing Data, Multiple Imputation, Analytic Inference for Complex Survey Data, Bayesian Inference  
Research Project: Web-Based, Non-Probability Surveys

**David Kasprowski**

Doctoral Student  
Research Focus: Sexual Minorities and Gender Diversity, Inequality, Well-Being

**Michael D. Krämer**

Doctoral Student LIFE  
Research Project: Personality and Social Relationship Dynamics: Short- and Medium-Term Processes in Daily Life

**Dr. Magdalena Krieger**

Research Focus: Migration  
Research Project: MORE

**Prof. Dr. Cornelia Kristen**

Support for SOEP research in the area of migration and integration

**Dr. Elisabeth Liebau**

Survey Management  
Research Focus: Migration  
Research Project: GeFam

**Lisa Pagel**

Doctoral Student BGSS  
Research Project: GeFam

**Prof. Dr. David Richter**

SOEP Innovation Sample (SOEP-IS)  
Research Focus: Psychology

**Katja Schmidt**

Doctoral Student BGSS  
Research Project: AFFIN  
Research Focus: Migration/Refugees, Quantitative Data Analysis, Opinion Research

**Rainer Siegers**

Sampling and Weighting

**Hans Walter Steinhauer**

Sampling, Weighting, and Imputation,  
Research Focus: Item- and Unit-Nonresponse, Panel Attrition,  
Research Project: Evaluation of the Skilled Workers Immigration Act (M8)

The team of the Survey Methodology and Management division is responsible for all aspects of data collection, ranging from sampling designs and questionnaire development to research on selectiveness and measurement error in the data. Experts from the team work closely with the other SOEP divisions, the SOEP Survey Committee, and with the institute that conducts the fieldwork for the SOEP survey.

The team is also responsible for the SOEP Innovation Sample, which provides a framework for testing new and innovative concepts, questions, and survey instruments for potential inclusion in the main SOEP-Core study. A further area of the team's work is in data weighting and data documentation.

The team's research focuses, on the one hand, on innovative topics in the field of survey statistics, such as new methods of sample selection and the generation of appropriate weighting factors and imputation methods (with a specific focus on statistical learning methods). On the other hand, researchers on the team study current social issues ranging from immigration and refugee integration to the mental health and life satisfaction of people in Germany.





# SOEP Research Data Center

---

## Dr. Jan Goebel

SOEP Board of Directors and Division  
Head: SOEP Research Data Center,  
Research Focus: Income and Regional  
Inequality

## Andreas Franken

Data Management

## Xiaoyao Han

Research Focus: Data Science  
Research Project: KonsortSWD –  
TA3.M5 Open Data Format

## Dominique Hansen

Metadata and Data Documentation

## Philipp Kaminsky

SOEPh hotline, Contract Management

## Dr. Peter Krause

Data Management  
Research Focus: Quality of Life

## Neil Murray

Doctoral Student  
Research Focus: Personality, Data  
Science, Transportation, Behavioral  
Economics  
Research Project: KonsortSWD –  
TA2.M2 RDCnet

## Janine Napieraj

SOEPh hotline, Contract Management,  
Data Generation and Testing

## Jana Nebelin

Research Project: GeFam

## Marvin Petrenz

Data Generation and Testing

## Claudia Saalbach

Research Focus: Data Science  
Research Project: KonsortSWD –  
TA3.M5 Open Data Format

## Dr. Christian Schmitt

Data Generation and Testing  
Research Focus: Demography

## Ingo Sieber

Metadata and Data Documentation

## Knut Wenzig

(Meta-)Data Management, Trainer

## Alina Zainullina

Trainee as Specialist in Market and  
Social Research

## Stefan Zimmermann

Data Generation and Testing


Experts from the Research Data Center of the SOEP (RDC) prepare the survey data for both longitudinal and cross-sectional scientific analysis. They generate numerous user-friendly variables and impute missing data—for instance, in cases where respondents failed to provide complete answers to income questions. They also provide access to small-scale regional codes through a variety of secure data channels.

The team provides SOEP data to researchers worldwide in the form of scientific use files, based on a data use contract. Researchers can analyze datasets that are subject to stricter data protection regulations either through remote data access or at a secure guest work station at the SOEP.

Comprehensive documentation on all of the SOEP data is published online either as downloadable PDF files or on [paneldata.org](https://paneldata.org), the open-source documentation system developed by the SOEP staff. An overview of the SOEP-Core data can be found in the [SOEPcompanion](#).

Specialists in market and social research complete their vocational training in the RDC and support the experts on the team.

The RDC is accredited as a research data center by the German Data Forum and is active on the Standing Committee Research Data Infrastructure (FDI) in promoting exchange among the various research data centers, and supports the progress of the NFDI as project partner of the KonsortSWD consortium.



# Applied Panel Analysis

---

**Prof. Dr. Carsten Schröder**

Vice-Director of SOEP and Head of the Division of Applied Panel Analysis  
Research Focus: Public Economics and Social Policy

**Dr. Charlotte Bartels**

Harmonization of International Household Panels  
Research Focus: Inequalities

**Dr. Alexandra Fedorets**

Research Focus: Digitalization and Labor Markets  
Research Project: Employment Risks and Quality of Work in the Digital Transformation

**Daniel Graeber**

Doctoral Student  
Research Focus: Intergenerational Mobility, Applied Microeconometrics  
Research Project: Dynamics of Mental Health of Migrants (DMHM)

**Christoph Halbmeier**

Doctoral Student  
Research Focus: Inequalities

**Viola Hilbert**

Doctoral Student BSE  
Research Focus: Inequality and Distribution

**Dr. Johannes König**

Research Project: Improvement of the Research Data Infrastructure in the Area of High-Worth Individuals with the Socio-Economic Panel  
Research Focus: Labor and Employment, Public Finances, Inequality

**Dr. Levent Neyse**

Research Focus: Behavioral and Experimental Economics

**Johannes Seebauer**

Doctoral Student  
Research Focus: Labor and Employment, Education, Inequality

The Applied Panel Analysis division is made up of senior researchers as well as graduate students from a variety of doctoral programs. Key areas of the team's empirical and methodological research include distributional analysis, policy evaluation, education and health, and integration and migration. Their research is based primarily on SOEP data but also on other international datasets such as the Cross-National Equivalent File (CNEF), to which the team contributes.

Their ongoing research with these datasets ensures that the quality of the data is being monitored regularly, systematically, and meticulously—from the questionnaire modules to the survey data. The team works closely with colleagues in different departments at DIW Berlin and is part of interdisciplinary networks worldwide.



# Knowledge Transfer

---

## Dr. Markus M. Grabka

Board of Directors SOEP and Acting  
Division Head Knowledge Transfer  
Research Focus: Income and Wealth  
Inequality

## Deborah Anne Bowen

German-English Translation and  
Editing

## Janina Britzke

Documentation, Editing,  
Event Management, and Social  
Media  
Research Project: KonsortSWD –  
Task Area 3: Data Production

## Dr. Theresa Entringer

Research Focus: Personality,  
Psychology, and Mental Health

## Selin Kara

Documentation, Reporting, and  
Web Content  
Trainer

## Christine Kurka

Guest Program and Event  
Management

## Uta Rahmann

Documentation, Reporting, and  
Web Content

The Knowledge Transfer division has two key tasks: First, the division provides diverse services to researchers. **SOEPCampus workshops** and **SOEPTutorials** offer young researchers an introduction to the SOEP data. A range of information and documentation materials are published online to assist researchers in their work with SOEP data (e.g., SOEPsurvey papers). And the **SOEP in Residence** guest program enables visiting researchers to analyze the SOEP data on site at DIW Berlin with support and advice from experts on the SOEP team. Second, the Knowledge Transfer division disseminates findings from research based on SOEP data to policy makers and the broader public to provide a solid empirical basis for public debate and political decision making. Findings from SOEP research appear not only in international journals but also in the DIW Berlin Weekly Report as well as in the Data Report that is published jointly by the German Federal Statistical Office (Destatis), the Federal Agency for Political Education (bpb), the Berlin Social Science Center (WZB), and the SOEP. Every year, the SOEP also provides the indicators used by diverse government departments and agencies in their official reports. These publications form the basis for the public relations work of the Knowledge Transfer division, including social media and high-profile public events.



# Junior Research Group

## Social and Psychological Determinants of Mental Health in the Life Course (SocPsych-MH)

---

### Dr. Hannes Kröger

Group Director, Research Focus:  
Health Inequalities

### Laura Buchinger

Doctoral Student  
Research Focus: Health, Personality,  
Well-Being

### Dr. Theresa Entringer

Research Focus: Personality  
Psychology, and Mental Health

### Daniel Graeber

Doctoral Student  
Research Focus: Health Economics,  
Intergenerational Mobility, Applied  
Microeconometrics  
Research Project: Dynamics of Mental  
Health of Migrants (DMHM)

### Valeriia Heidemann

Doctoral Student  
Research Focus: Refugee Health

### Ellen Heidinger

Doctoral Student  
Research Focus: Refugee Health

The aim of the Junior Research Group SocPsych-MH is to strengthen research on mental health at the SOEP, taking an interdisciplinary perspective. A particular focus is on the interplay between structural factors—from international, national, and regional contexts to family constellations, socio-economic life course trajectories, and individual psychological characteristics—that can create vulnerabilities or resilience to risk factors for mental health. This focus is reflected in the three complementary themes of three research projects that Hannes Kröger is heading at the SOEP.

The first research project is “The legacy of the GDR and mental health: Risk and protective factors” (DDR-PSYCH, co-headed by David Richter), with its SOEP-based sub-project “Socio-economic trajectories after reunification in Germany—disruptions, continuity, and consequences for mental health”. It systematically compares how socio-economic trajectories and East-West migration can help to explain both individual mental health differences and differences in mental health outcomes at the population level between East and West Germany after reunification. The project makes a unique contribution to the research by integrating the life-course perspective from sociology and theories from psychology to predict vulnerability and resilience factors for mental health.

The second project, “Dynamics of Mental Health of Migrants—Analyzing dynamics of resilience and vulnerabilities using a synthesis of socio-structural and psychological approaches” (DMHM, co-headed by Ana Tibubos of the University Medical Center at the Johannes Gutenberg University Mainz), follows a similar approach. It takes a longitudinal perspective on the mental health of migrants in four countries (the UK, Australia, Germany, and the USA). These countries host migrant communities with very different histories and structural compositions. The goal is to test under what circumstances personality characteristics and family structure can become sources of resilience or vulnerability.

The third project, “Longitudinal aspects of the interaction between health and integration of refugees in Germany” (LARGE, co-headed by Jürgen Schupp), is part of a DFG research unit in the field of public health, “Refugee migration to Germany: A magnifying glass for broader public health challenges” (PH-LENS). PH-LENS considers refugees as a particularly relevant case for the analysis of “othering”. Within PH-LENS, LARGE investigates whether family constellations and regional deprivation can make refugees resilient or vulnerable to experiences of “othering”.

All three research projects share the approach of identifying sources of vulnerability and resilience with respect to mental health in important demographic groups, drawing on theories from sociology, psychology, and public health.





# SOEP Survey Committee

---

---

## MEMBERS OF THE SOEP SURVEY COMMITTEE

Prof. Dr. Uwe Sunde (Head)  
Professor of Population Economics  
*University of Munich (LMU)*

Prof. Dr. Urs Fischbacher  
Chair of Applied Research in  
Economics  
*University of Konstanz*

Prof. Melissa A. Hardy, PhD  
Distinguished Professor of  
Sociology and Demography  
*Penn State University*

Prof. Dr. Monika Jungbauer-Gans  
Professor at the Institute of  
Sociology  
*Leibniz University Hannover*  
Scientific Director  
*German Centre for Higher Education  
Research and Science Studies (DZHW)*

Prof. Dr. Frauke Kreuter  
Professor of Statistics and  
Methodology  
*University of Mannheim*

Prof. Lucinda Platt, D Phil  
Professor of Social Policy and  
Sociology  
*London School of Economics  
and Political Science*

Prof. Dr. Susann Rohwedder  
Professor of Economics  
*Pardee RAND Graduate School*

Prof. Dr. Donald Tomaskovic-Devey  
Professor of Sociology  
*University of Massachusetts*

Prof. Dr. Philippe Van Kerm  
Professor of Social Inequality  
and Social Policy  
*University of Luxembourg*  
on a joint appointment with the  
*Luxembourg Institute of Socio-  
Economic Research (LISER)*

The **SOEP Survey Committee** is appointed by the DIW Berlin Board of Trustees. The nine renowned international scholars on the SOEP Survey Committee provide advice on the further development of the SOEP survey and SOEP user services. We are very grateful to this impressive group of researchers for their commitment to working with us to build and enhance the SOEP.

---

## ALUMNI

Prof. Dalton Conley, PhD (2013–2019)

Prof. Dr. Simon Gächter (2010–2016)

Prof. Janet Gornick, PhD (2010–2014)

Prof. Dr. Karin Gottschall (2010–2013)

Prof. Dr. Jutta Heckhausen (2013–2019)

Prof. James Heckman, PhD (2010–2014)

Prof. Guillermina Jasso, PhD (2010–2015)

Prof. Dr. Bärbel-Maria Kurth (2012–2018)

Prof. Peter Lynn, PhD (2010–2015)

Prof. Dr. Arthur van Soest (2016–2019)

Prof. Dr. Rainer Winkelmann (2010–2016)

# SOEP Research Fellows

---

## SOEP SENIOR RESEARCH FELLOWS

---



**Prof. Dr. Gert G. Wagner**  
Senior Research Fellow at the SOEP,  
Max Planck Fellow at the MPI for  
Human Development (Berlin),  
Research Associate of the Alexander  
von Humboldt-Institute for Internet  
and Society (HIIG) in Berlin, and  
member of the National Academy of  
Science and Engineering (acatech)



**Prof. Dr. Jürgen Schupp**  
SOEP at DIW Berlin and  
Freie Universität Berlin



**Prof. Dr. Martin Kroh**  
Bielefeld University and  
SOEP at DIW Berlin



**BMAS-ENDOWED PROFESSORSHIP**  
(with Humboldt-Universität zu Berlin)

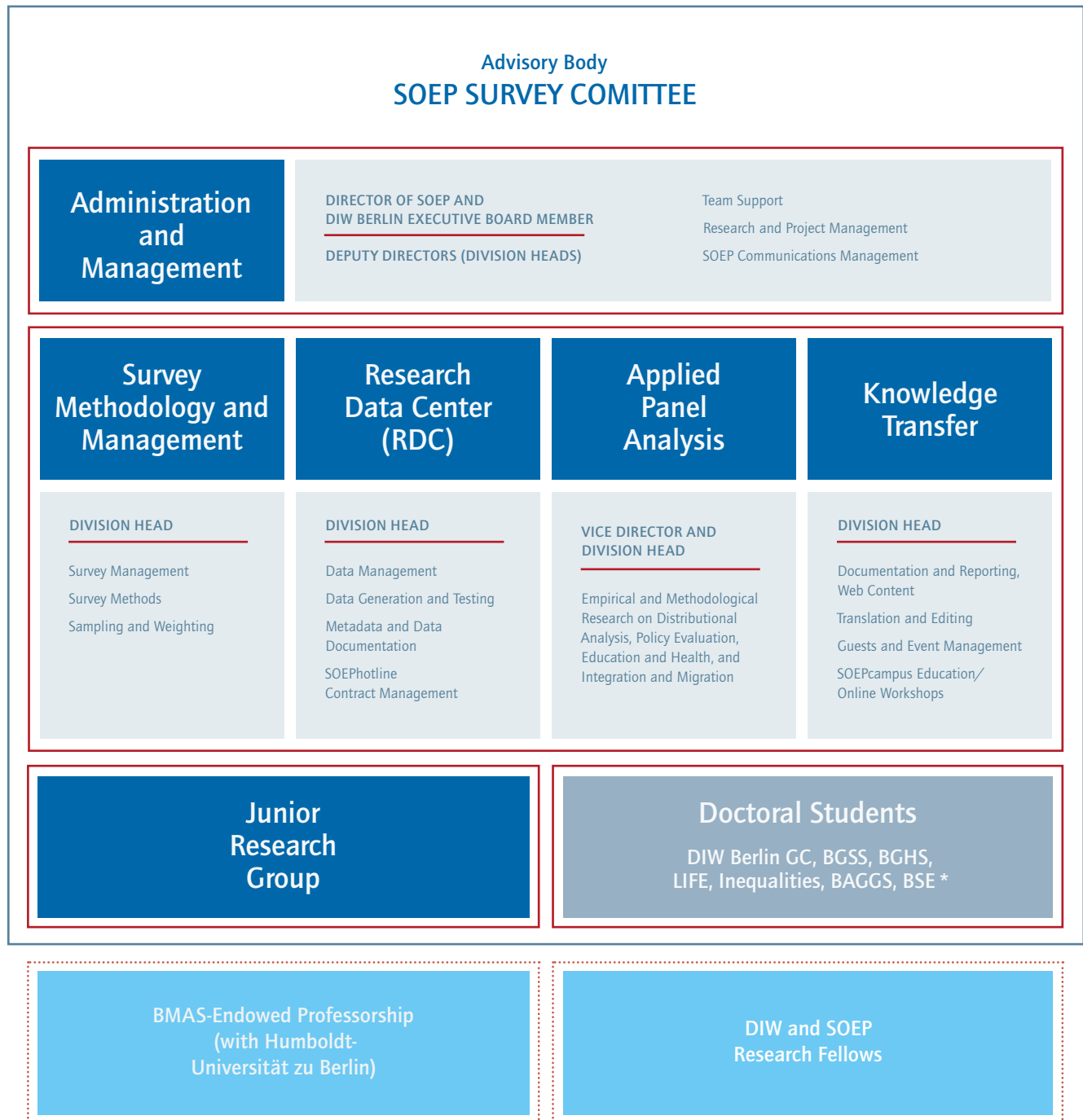
**Prof. Dr. Philipp Lersch**

## DIW RESEARCH FELLOWS AT SOEP

---

- Prof. Dr. Karin Auspurg** (Ludwig-Maximilians-Universität München)  
**Dr. Annette Brose** (Humboldt-Universität zu Berlin)  
**Prof. Dr. Marco Caliendo** (University of Potsdam)  
**Prof. Dr. John P. DeNew** (University of Melbourne)  
**Prof. Dr. Martin Diewald** (Bielefeld University)  
**Prof. Dr. Thomas Dohmen** (University of Bonn)  
**Prof. Dr. Marcel Erlinghagen** (The University of Duisburg-Essen)  
**Prof. Dr. Armin Falk** (University of Bonn)  
**Prof. Dr. Johannes Giesecke** (Humboldt-Universität zu Berlin)  
**Dr. Marco Giesselmann** (University of Zurich)  
**Prof. Dr. Olaf Groh-Samberg** (University of Bremen)  
**Prof. Dr. Karsten Hank** (University of Cologne)  
**Prof. Jennifer Hunt, PhD** (Rutgers University)  
**Prof. Guillermina Jasso, PhD** (New York University)  
**Prof. Dr. Stefan Kirchner** (Technische Universität Berlin)  
**Prof. Dr. Holger Lengfeld** (Leipzig University)  
**Prof. Richard E. Lucas, PhD** (Michigan State University)  
**Prof. Dr. Maike Luhmann** (Ruhr-Universität Bochum)  
**Prof. Dr. Wenzel Matiaske** (Universität Hamburg)  
**Prof. Dr. Christian von Scheve** (Freie Universität Berlin)  
**Prof. Dr. Jörg-Peter Schräpler** (Ruhr-Universität Bochum)  
**Eva Sierminska, PhD** (Luxembourg Institute of Socio-Economic Research: LISER)  
**Prof. Dr. Jule Specht** (Humboldt-Universität zu Berlin)  
**Dr. Holly Sutherland** (University of Essex)  
**Prof. Dr. Heike Trappe** (University of Rostock)  
**Prof. Dr. Gisela Trommsdorff** (University of Konstanz)  
**Dr. Arne Uhlenndorff** (Center for Research in Economics and Statistics: CREST)  
**Prof. Dr. Nicolas E. Ziebarth** (Cornell University)

# SOEP Organizational Chart



⋮⋮⋮⋮ Based at the SOEP but not part of its organizational structure

\* DIW Berlin GC: DIW Berlin Graduate Center of Economic and Social Research

BGSS: Berlin Graduate School of Social Sciences at Humboldt Universität zu Berlin

BGHS: Bielefeld Graduate School in History and Sociology

LIFE: International Max Planck Research School "The Life Course: Evolutionary and Auto-genetic Dynamics"

Inequalities: Public Economics & Inequality – Doctoral Program at Freie Universität Berlin

BAGGS: Bamberg Graduate School of Social Sciences

BSE: Berlin School of Economics

# **PART 3**

---

# SOEP Data and Fieldwork

# The Portfolio of SOEP Studies

---

## SOEP-Core

The term SOEP-Core refers to the main Socio-Economic Panel (SOEP), a wide-ranging representative longitudinal study of private households in Germany launched in 1984 as part of a collaborative research center of the German Research Foundation. In 1990, just before German reunification, the study was expanded from West Germany to include a representative East German sample, making it unique among household panel surveys worldwide in capturing a major system change. Since the study began in 1984, survey fieldwork has been conducted by Kantar Public Germany, which now surveys around 14,000 households and 30,000 individuals every year. The data provide information on every member of every household taking part in the survey. Respondents include Germans living in both the former East and West Germany, foreign nationals residing in Germany, recent immigrants, and refugees. Some of the many topics of SOEP-Core include household composition, education, occupational biographies, employment, earnings, health, and life satisfaction.

## SOEP Innovation Sample (SOEP-IS)

The longitudinal SOEP Innovation Sample (SOEP-IS) was created in 2012 as a special sample for testing highly innovative research projects. It was designed primarily for the study of innovative methodologies and topics that involve too great a risk of non-response to be included over the long term in SOEP-Core, in some cases because the instruments are new and still undergoing scientific testing. SOEP-IS publishes a call every year inviting researchers at universities and research institutes worldwide to submit their own innovative proposals for questions or modules in SOEP-IS. Up to now, SOEP-IS has accepted and implemented

numerous innovative proposals including economic behavioral experiments, implicit association tests (IAT), and complex procedures for measuring time use (day reconstruction method, DRM).

## SOEP-Cross Country (SOEP-XC)

The SOEP team links and harmonizes SOEP survey data with household (panel) data from other countries. This enables use of the SOEP data in cross-national comparative analysis:

### Cross-National Equivalent File (CNEF)

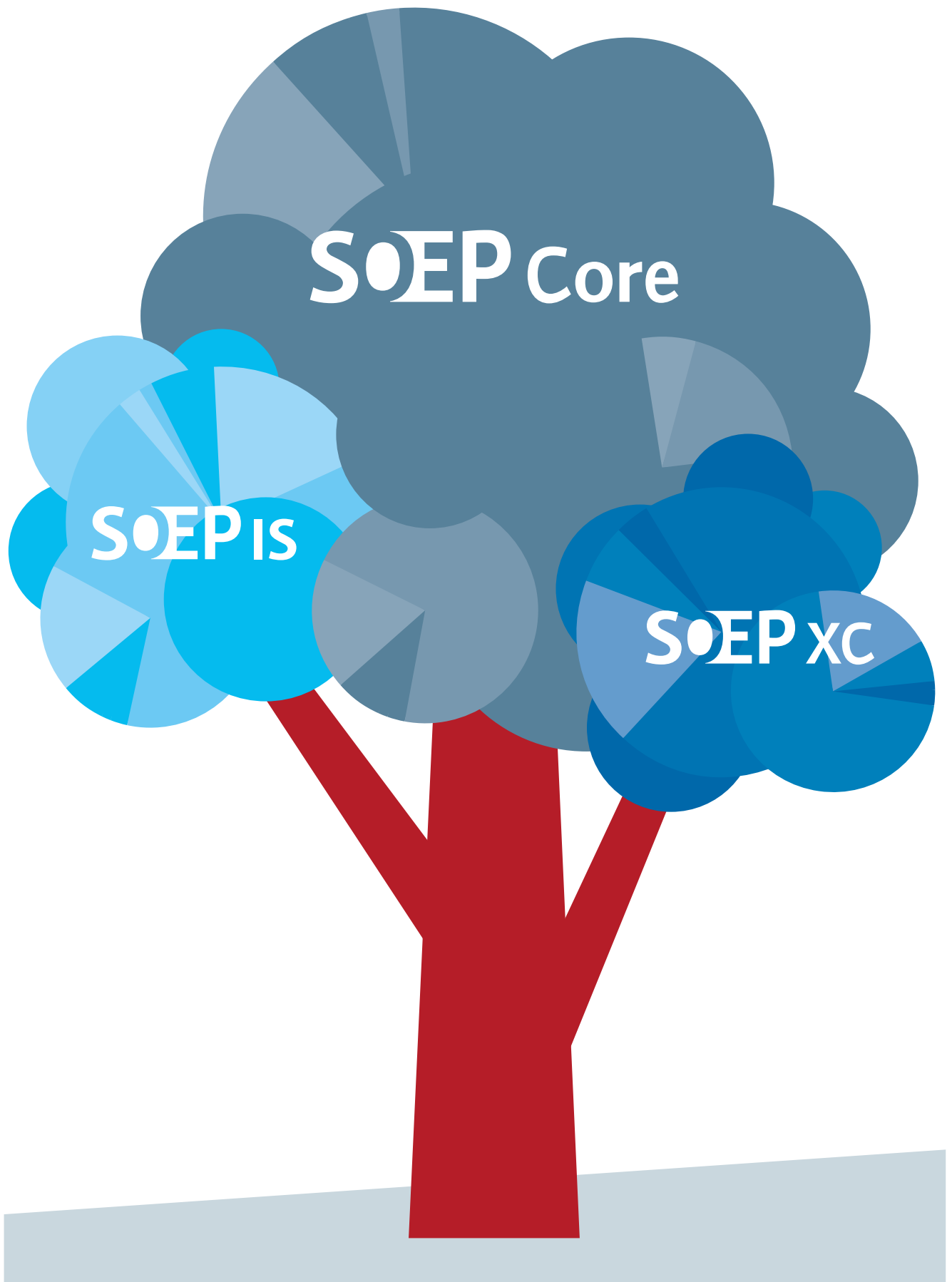
The Cross-National Equivalent File (CNEF) is an international panel dataset with harmonized information on education, employment, income, health, and life satisfaction. Along with SOEP data, The CNEF includes data from eight other countries in addition to Germany, including Australia, the UK, and the USA.

### EU-SILC Clone

The European Union Statistics on Income and Living Conditions (EU-SILC) aims at collecting timely and comparable cross-sectional and longitudinal multidimensional microdata on income, poverty, social exclusion, and living conditions. EU-SILC previously only contained cross-sectional data on Germany. The EU-SILC Clone now adds longitudinal information on private households in Germany based on the SOEP data.

### Luxembourg Income Study (LIS) and the Luxembourg Wealth Study (LWS)

The Luxembourg Income Study (LIS) is a database of harmonized microdata from over 50 countries including income, employment, and demographic data. The LWS database contains comparable wealth data for nineteen countries.



# Kantar Public's Organization of SOEP Fieldwork

By Axel Glemser and Martin Rathje

---

Kantar Public, headquartered in Munich, is one of the most prestigious institutes of political and social research in Germany. Kantar Public and its predecessor Infratest have been conducting political and social research since the 1950s. Today, Kantar Public is the leading commercial research institute in the field of social science surveys in Germany. Kantar has been conducting the fieldwork for the Socio-Economic Panel (SOEP) study, which is known to respondents under the name “Living in Germany” (LID), since the study’s inception in 1984.

For the SOEP, Kantar Public has created a “tailor-made” business area that reflects the specific requirements of the project in terms of its composition and structure. The tasks of the SOEP team at Kantar can be divided into three areas: first, methodological, conceptual, science-based, and science-oriented advice and guidance; second, panel management; and third, comprehensive data processing, particularly data acquisition, verification, and editing.

The SOEP team at Kantar includes 26 permanent employees (some of these part-time). Further employees are involved in the ongoing processing of the project data from several of Kantar’s data production units in Germany. These include the project managers responsible for organizing face-to-face fieldwork, questionnaire programmers, as well as experts from the department of statistics, who are responsible for sampling.

Kantar conducts all face-to-face interviews for its ambitious surveys using interviewers trained and managed in-house by Kantar and does not outsource any part of the fieldwork to third-party institutions as is common practice in other institutes. In the case of the SOEP, the reasons for the exclusive use of in-house expertise are clear. Kantar’s trained interviewers are fundamental for (1) effective communication between project leader and interviewer during the fieldwork phase, (2) efficient fieldwork management with a view to response-oriented

processing of the sample, and (3) effective quality control of the fieldwork. For panel studies, it is especially important to use the same interviewer each year to ensure continuity in processing the sample from a longitudinal perspective. At the household level, interviewer continuity has a favorable effect on the longitudinal response rate.

Kantar has a total of approximately 1,060 interviewers in Germany, including several selected groups of interviewers for special studies that do not use the modern touch-pen laptops otherwise used. Around 635 of Kantar’s interviewers work with touch-pen laptops and about 580 of these interviewers are available for work on demanding scientific surveys like the SOEP. These interviewers are experienced in the implementation of sophisticated social research projects in general and also in working with the SOEP. To provide additional support in data collection for the SOEP, Kantar has 72 interviewers on a special staff for the survey Living in Germany (LID). Most of these LID interviewers have extensive experience with this survey and work exclusively with the conventional paper-and-pencil interviewing (PAPI) method.

The large number of interviewers on Kantar’s various interviewer teams guarantees a nationwide infrastructure for in-home interviews in Germany. Through its rigorous selection process with requirements for minimum length and minimum volume of work on the interviewer staff, Kantar manages the recruitment and hiring of SOEP interviewers according to the highest professional standards. For more information about Kantar’s data security and certification, see:

<https://www.kantardeutschland.de/ueber-uns/zertifizierungen/>

<https://www.kantardeutschland.de/datenschutz/>

# An Overview of SOEP Fieldwork

## Samples A-L1, L2/3 and N-Q

By Axel Glemser and Martin Rathje

The SOEP Research Data Center is responsible for releasing each wave of SOEP data to users. To prepare the data for release, Kantar delivers the various data files (gross and net sample files, question-item-variable correspondence lists and structured metadata, and the complete documentation) to the SOEP group at DIW Berlin. The SOEP uses a complex sampling system comprised of various subsamples that have been integrated into the household panel at different times since the SOEP was launched in 1984. The various subsamples are based on different target populations and were therefore drawn using different random sampling techniques.

**Table 1** provides an overview of sizes of the various SOEP-Core subsamples for the year 2020.

### Interviewing modes in 2020

The methods of data collection used in the SOEP differ substantially from one subsample to the next. The primary interviewing method in the SOEP-Core samples is face-to-face with computer-assisted personal interviewing (CAPI) and/or paper-and-pencil interviewing (PAPI) as modes, depending on the subsample and the assigned interviewer. A small percentage of households in samples A to H are interviewed with the help of self-administered mail questionnaires that were introduced as a means of converting non-respondents into respondents.

In samples L2/3, the interviewing mode is a hybrid of CATI/CAWI (computer-assisted telephone interviewing / computer-assisted web interviewing), followed by CAPI. The aims for this sub-sample are, first, to recruit as many households as possible for participation by Internet, and second, to maintain a high panel stability rate. The gross sample is therefore divided into various subgroups depending on the mode of participation in previous years. Households that participated online

Table 1

Sample Sizes in the 2020 Subsamples A-L1,L2/3 and N-Q

Sample	Households	Adults	Youths <sup>1</sup>	Children <sup>2</sup>	Total individual questionnaires
A+B	1,305	2,116	27	114	2,257
C	770	1,203	14	89	1,306
D	124	211	3	9	223
E	52	80	1	6	87
F	1,534	2,393	14	147	2,554
G	480	807	3	42	852
H	461	731	12	45	788
J	1,469	2,332	24	203	2,559
K	796	1,256	16	102	1,374
L1	866	1,590	55	694	2,339
L2/3	1,538	2,856	154	345	3,355
N	1,844	2,941	39	279	3,259
O	569	814	7	97	918
P	1,229	1,739	18	158	1,915
Q	423	546	3	22	571
<b>Total</b>	<b>13,460</b>	<b>21,615</b>	<b>390</b>	<b>2,352</b>	<b>24,357</b>

<sup>1</sup> 16-year-olds who completed the youth questionnaire.

<sup>2</sup> Children under the age of 16 for whom a mother-child or parent questionnaire has been completed or who completed the pre-teen questionnaire.

at least once since 2014 were processed online in 2020. These include households that participated in CAPI in 2019 but did not explicitly refuse to take part in online interviews. In order to reduce both potential qualitative disadvantages and negative response rate effects of using CAWI instead of CAPI, CATI interviewers contacted each household in the CAWI population to encourage online participation, determine household composition, and act as a contact for respondents' questions or problems. A CAPI interviewer is immediately sent to households that reject the CAWI mode in any wave or in the CATI process. Households that do



Table 2

**Interviewing Modes by Subsamples (as a Percentage of all Individual Interviews)**

	Interviewer-based				Centrally administered	
	CAPI-TEL	CAPI	PAPI	SELF	MAIL	CAWI <sup>2</sup>
A-D	5.4	19.4	3.7	38.4	33.2	0.0
E <sup>1</sup>	0.0	0.0	0.0	0.0	100.0	0.0
F	6.1	25.1	3.3	41.6	22.9	0.0
G	7.4	19.9	1.8	47.9	23.0	0.0
H	9.2	41.4	0.8	36.5	12.1	0.0
A-H	6.2	23.2	3.3	39.8	11.0	0.0
J/K	14.0	60.5	0.3	25.3	0.0	0.0
L1	12.4	52.1	0.1	35.5	0.0	0.0
L2/L3	6.5	49.8	0.0	2.8	0.0	40.9
N	20.1	45.0	0.2	34.7	0.0	0.0
O	19.9	58.5	0.5	21.0	0.0	0.0
P	33.4	19.2	1.2	46.2	0.0	0.0
Q	46.5	23.0	0.2	30.4	0.0	0.0
<b>Total</b>	<b>13.6</b>	<b>39.1</b>	<b>1.4</b>	<b>31.0</b>	<b>9.5</b>	<b>5.5</b>

<sup>1</sup> All households with interviewer-administered questionnaires from sample E were transferred to the SOEP-IS in 2012.

<sup>2</sup> While CAWI is not generally a centrally administered mode, due to the CAWI process in L2/3 being flanked by CATI interviews, we consider it to be more centrally administered than interviewer-based for the purpose of this table.

not answer the CAWI questionnaires during the first three months of CAWI fieldwork are sent a CAPI interviewer as well.

However, there is a second type of fieldwork processing used exclusively in core samples A–H. This is known as “central administration of fieldwork”, in which around a quarter of households in samples A to H are interviewed with the help of self-administered mail questionnaires that respondents complete at home and return by mail. This approach is used as a refusal-conversion process and is focused on households that will not agree to any further visits from an interviewer or that could not be convinced by interviewers to participate for other reasons. As part of this process, households are contacted by telephone and urged to keep participating in the study. If this “conversion” is successful, basic household information is collected and the questionnaires are sent by mail. Thus, in these households, questionnaires are fully self-administered. This mode shift often leads to a conversion of soft refusals, in turn improving the stability of the long-term samples A–H.

Also, to reduce partial unit non-response (PUNR), individuals from samples A–H who were unable to provide an interview during the interviewer’s visit may complete a paper questionnaire on their own (SELF). Paper questionnaires can be especially

useful with larger households to reduce the length of interviewer’s visit. Although this option is provided as an exception, the longer a sample exists, the more frequently it is used to ensure low PUNR in larger households.

Table 2 shows the distribution of interview modes by subsample in 2020. In general, the “older” the sample, the higher the share of mail or self-interviews. In the recent samples (J, K, L1, N, O, and Q), the options of a mail questionnaire as part of “central administration” or a self-completed paper questionnaire in the interviewer-assisted mode are no longer available. Sample P is an exception to this rule. Because sample P represents a “hard-to-survey” population, self-administered questionnaires are permitted in order to boost response rates.

The year 2020 was the year of the corona pandemic, and this posed a challenge for a survey like the SOEP, which is conducted primarily through face-to-face interviewing. The solution was to lift the usually rigorous mode restrictions described above to allow for more flexibility. This resulted in an unusually high number of SELF and PAPI interviews in the newer samples J–Q as well as the addition of CAPI by telephone to the mix of interview modes used in the SOEP. All in all, it can be said that the SOEP weathered this storm well.

## Questionnaires and Survey Instruments in SOEP-Core Samples A–Q

In 2020, 14 different questionnaires were used in the households of the SOEP-Core samples. Most of them were processed with PAPI as well as CAPI. For samples L2/3, all questionnaires from samples A–O were used with the exception of the cognitive test, which can only be carried out with an interviewer present.

The following questionnaires were used in 2020:

1. Household questionnaire answered by the household member most familiar with household matters.
2. Individual questionnaires answered by all adult household members (2020: individuals born in 2002 or earlier).
3. Supplementary “life history” questionnaire answered by all new respondents joining a panel household (2020: individuals born in 2002 or earlier).
4. Youth questionnaire answered by household members aged 16 or 17 (2020: individuals born in 2003).

Table 3

**Questionnaires Volumes and Response Rates for Samples A-L1, L2/3 and N-Q**

	Gross sample/reference value <sup>1</sup>	Number of interviews <sup>1</sup>	Response rate/coverage rate
Household questionnaire	16,550	13,460	81.3%
Individual questionnaire	24,889	21,541	86.5%
Youth questionnaire: age 16 or 17	491	389	79.2%
Cognitive competency tests <sup>2</sup>	277	99	35.7%
Early youth questionnaire: age 13 or 14	413	358	86.7%
Pre-teen questionnaire: age 11 or 12	585	521	89.1%
Mother and child questionnaire: newborn	218	172	78.9%
Mother and child questionnaire: age 2 or 3	247	230	93.1%
Mother and child questionnaire: age 5 or 6	276	254	92.0%
Questionnaire for parents <sup>3</sup> : age 7 or 8	308/616	247/471	80.2%/76.5%
Mother and child questionnaire: age 9 or 10	502	470	93.6%
Questionnaire "Gap"	893	706	79.1%
Questionnaire "Deceased individual" <sup>4</sup>	170	70	41.2%

<sup>1</sup> The numbers refer to the respective target population in participating households. For the child-related questionnaires, the reference value is the number of children in the respective age group living in participating households. Therefore the response rate for these questionnaires indicates the number of children for whom a questionnaire has been completed by one parent (in most cases by the mother).

<sup>2</sup> The tests can be implemented only if the fieldwork is administered by an interviewer and the youth questionnaire is completed. Therefore the gross sample for the tests (n=277) is different from the sample for the youth questionnaire (n=491).

<sup>3</sup> In contrast to the other child-related questionnaires, this questionnaire is supposed to be completed not by just one but by both parents. For 244 (79 %) of 278 children born 2011 and living in households that participated in 2020, at least one questionnaire has been completed, in total, 471 questionnaires were completed.

<sup>4</sup> The reference value for the questionnaire "deceased individual" refers to deceased persons in participating households. The overall number of completed interviews is much higher, however, at 275. Respondents can answer the questions in this questionnaire about any deceased family member, regardless of household membership.

5. Additional cognitive tests for all individuals who have completed youth questionnaire (age 16 or 17; interviewer-assisted modes only).
6. Early youth questionnaire answered by household members aged 13 or 14 (2020: born in 2006).
7. Pre-teen questionnaire answered by household members aged 11 or 12 (2020: born in 2008).
8. Supplementary questionnaire answered by mothers of newborn children (2020: born in 2020 or 2019 if the child was born after the previous year's fieldwork was completed).
9. Supplementary questionnaire answered by mothers (or fathers) of children aged two or three (2020: born in 2017).
10. Supplementary questionnaire answered by mothers (or fathers) of children aged five or six (2020: born in 2014).
11. Supplementary questionnaire answered by mothers and fathers of children aged seven or eight (2020: born in 2012).
12. Supplementary questionnaire answered by mothers (or fathers) of children aged nine or ten (2020: born in 2010).
13. Supplementary questionnaire answered by temporary dropouts from the previous wave to minimize "gaps" in longitudinal data on panel members. This questionnaire is a short version of the previous year's questionnaire.
14. Supplementary questionnaire answered by panel members who experienced a death in their household or family in 2019 or 2020.

**Table 3** provides an overview of the number of interviews for the various questionnaire types and the corresponding response or coverage rates. The median face-to-face interview length for the main questionnaires in 2020 was 14 minutes for the household questionnaire and 37 minutes for the individual questionnaire. The time taken for a model household consisting of two adults was therefore 88 minutes plus the time needed for any supplementary questionnaires. In addition to the questionnaires, respondents and interviewers are given several other questionnaires. In terms of data provision, the most important of these is the household grid. It provides basic information about every household member

and allows us to track whether anyone entered or left the household since the previous wave.

At the end of January, all households from samples A–Q received a letter announcing the beginning of the new wave. Again, sample P was the exception: Because the fieldwork for the previous wave stretched into early 2020, one group of households from sample P received the announcement letters in February, with a second group being invited in April. In almost all households from samples A–H as well as all households in sample Q, the letter included a lottery ticket as an incentive that was not conditional on their actual participation. Participants in the newer samples, J–Q, and some households from A–H received a cash incentive. The cash incentive for the individual questionnaire was €10 and participants received €5 for the shorter household questionnaire. Teenagers and children received a small gift for completing their respective questionnaires. Interviewers also brought a small gift for the household as a whole and presented this upon arrival. This year’s household gift was a high-quality shopping bag with the logo of “LEBEN IN DEUTSCHLAND”. The interviewer also presented an eight-page brochure on the project and an information sheet on data protection and security.

In samples L2/3, all households received a letter and a brochure in July announcing the upcoming start of the new survey wave. The letter was sent to respondents in CAWI along with an online access code to a personal page containing links to every questionnaire the respondent was asked to complete. For every questionnaire, a household received €5. It received an additional bonus of €10 if all questionnaires required of the household were completed. In the case of CAWI, the incentives were sent as vouchers by mail or e-mail depending on the respondent’s preference. For CAPI, the incentive was paid in cash by the interviewer.

## Fieldwork Characteristics and Key Fieldwork Indicators in 2020

### Fieldwork Progress

As indicated by the figures in **Table 4**, which shows fieldwork progress by month, over 90 per cent of the households were interviewed by the end of May. The remaining months were dedicated almost exclusively to contacting difficult-to-reach households, households that had moved and whose addresses had to be traced, or households in which various refusal conversion strategies had to be used.

Table 4

#### Fieldwork Progress by Month in Samples A–L1 and N–Q: Processing of Household Interviews<sup>1</sup>

	Gross sample	Net sample
January <sup>2</sup>	2.0%	0.0%
February	31.9%	33.7%
March	61.2%	65.2%
April	80.3%	84.8%
May	91.8%	95.0%
June	96.0%	98.0%
July	98.9%	99.6%
August	100.0%	100.0%
September	100.0%	100.0%

<sup>1</sup> Cumulative percentages based on the month of the last household contact.

<sup>2</sup> Including households that declined to take part in the survey prior to the start of fieldwork.

Table 5

#### Sample L2/3: Fieldwork Progress by Month and Interviewing Mode

	CAWI interviews		CAPI interviews		Total	
	Abs.	In % <sup>1</sup>	Abs.	In % <sup>1</sup>	Abs.	In % <sup>1</sup>
July	1	0.1	225	25.1	226	14.1
August	29	4.3	318	60.7	347	35.9
September	398	60.9	110	73.0	508	67.6
October	231	93.7	99	84.0	330	88.3
November	44	100.0	132	98.8	176	99.3
December	0	100.0	11	100.0	11	100.0
<b>Total</b>	<b>703</b>		<b>895</b>		<b>1,598</b>	

<sup>1</sup> Cumulative percentages based on the month of the household interview.

Table 6

**Composition of Gross Sample and Response Rates in Samples A-L1, L2/3, and N-Q by Type of Fieldwork**

	Total		Samples A-H		Sample J		Sample K		Sample L1		Sample L2/L3 <sup>4</sup>		Sample N		Sample O		Sample P		Sample Q	
	Abs.	In %	Abs.	In %	Abs.	In %	Abs.	In %	Abs.	In %	Abs.	In %	Abs.	In %	Abs.	In %	Abs.	In %	Abs.	In %
<b>(1) Gross sample compositions by types of HH</b>	<b>16,550</b>	<b>100.0</b>	<b>5,529</b>	<b>100.0</b>	<b>1,684</b>	<b>100.0</b>	<b>915</b>	<b>100.0</b>	<b>1,029</b>	<b>100.0</b>	<b>1,976</b>	<b>100.0</b>	<b>2,155</b>	<b>100.0</b>	<b>797</b>	<b>100.0</b>	<b>1,983</b>	<b>100.0</b>	<b>482</b>	<b>100.0</b>
Respondents in previous wave	14,925	90.2	5,111	92.4	1,540	91.4	837	91.5	894	86.9	1,592	80.6	1,889	87.7	625	78.4	1,960	245.9	477	59.8
Dropouts in previous wave	1,131	6.8	289	5.2	100	5.9	60	6.6	97	9.4	225	11.4	200	9.3	160	20.1	-	0.0	-	0.0
New households (split-off HHs)	494	3.0	129	2.3	44	2.6	18	2.0	38	3.7	159	8.0	66	3.1	12	1.5	23	2.9	5	0.6
<b>(2) Gross sample composition by type of fieldwork</b>																				
<b>No fieldwork<sup>1</sup></b>	<b>168</b>	<b>1.0</b>	<b>123</b>	<b>2.2</b>	<b>10</b>	<b>0.6</b>	<b>2</b>	<b>0.2</b>	<b>3</b>	<b>0.3</b>	<b>7</b>	<b>0.4</b>	<b>11</b>	<b>0.5</b>	<b>2</b>	<b>0.3</b>	<b>9</b>	<b>1.1</b>	<b>1</b>	<b>0.1</b>
<b>Interviewer-based</b>	<b>13,961</b>	<b>84.4</b>	<b>3,724</b>	<b>67.4</b>	<b>1,674</b>	<b>99.4</b>	<b>913</b>	<b>99.8</b>	<b>1,026</b>	<b>99.7</b>	<b>1,230</b>	<b>62.2</b>	<b>2,144</b>	<b>99.5</b>	<b>795</b>	<b>99.7</b>	<b>1,974</b>	<b>247.7</b>	<b>481</b>	<b>60.4</b>
Respondents in previous wave	12,784	77.2	3,612	65.3	1,530	90.9	835	91.3	891	86.6	988	50.0	1,878	87.1	623	78.2	1,951	244.8	476	59.7
Dropouts in previous wave	794	4.8	28	0.5	100	5.9	60	6.6	97	9.4	149	7.5	200	9.3	160	20.1	-	0.0	-	0.0
New households	383	2.3	84	1.5	44	2.6	18	2.0	38	3.7	93	4.7	66	3.1	12	1.5	23	2.9	5	0.6
<b>Centrally administered (mail) A-H/ CAWI L2/3</b>	<b>2,421</b>	<b>14.6</b>	<b>1,682</b>	<b>30.4</b>	-	-	-	-	-	-	<b>739</b>	<b>37.4</b>	-	-	-	-	-	-	-	-
Respondents in previous wave	1,931	79.8	1,336	24.2	-	-	-	-	-	-	595	30.1	-	-	-	-	-	-	-	-
Dropouts in previous wave	337	13.9	261	4.7	-	-	-	-	-	-	76	3.8	-	-	-	-	-	-	-	-
Drop-outs during F2F, further processed by mail	106	4.4	40	0.7	-	-	-	-	-	-	2	-	-	-	-	-	-	-	-	-
New households	111	4.6	45	0.8	-	-	-	-	-	-	66	3.3	-	-	-	-	-	-	-	-
<b>(3) Response rates by type of fieldwork</b>																				
<b>Interviewer-based</b>	<b>11,531</b>	<b>82.6</b>	<b>3,410</b>	<b>91.6</b>	<b>1,469</b>	<b>87.8</b>	<b>796</b>	<b>87.2</b>	<b>866</b>	<b>84.4</b>	<b>925</b>	<b>75.2</b>	<b>1,844</b>	<b>86.0</b>	<b>569</b>	<b>71.6</b>	<b>1,229</b>	<b>62.3</b>	<b>423</b>	<b>87.9</b>
Respondents in previous wave	11,002	86.1	3,349	92.7	1,399	91.4	759	90.9	799	89.7	837	84.7	1,697	90.4	517	83.0	1,225	62.8	420	88.2
Dropouts in previous wave	333	41.9	16	57.1	45	45.0	28	46.7	47	48.5	44	29.5	106	53.0	47	29.4	-	-	-	-
New households	196	51.2	45	53.6	25	56.8	9	50.0	20	52.6	44	47.3	41	62.1	5	41.7	4	17.4	3	60.0
<b>Centrally administered/CAWI</b>	<b>1,928</b>	<b>79.6</b>	<b>1,316</b>	<b>78.2</b>	-	-	-	-	-	-	<b>612</b>	<b>82.8</b>	-	-	-	-	-	-	-	-
Respondents in previous wave	1,761	91.2	1,213	90.8	-	-	-	-	-	-	548	92.1	-	-	-	-	-	-	-	-
Dropouts in previous wave	126	37.4	74	28.4	-	-	-	-	-	-	52	68.4	-	-	-	-	-	-	-	-
Dropouts during F2F, further processed by mail	8	7.5	6	15.0	-	-	-	-	-	-	2	100.0	-	-	-	-	-	-	-	-
New households	34	30.6	23	51.1	-	-	-	-	-	-	11	16.7	-	-	-	-	-	-	-	-
<b>(4) Panel stability<sup>2</sup></b>		<b>90.2</b>		<b>92.6</b>		<b>95.5</b>		<b>95.1</b>		<b>96.9</b>		<b>96.5</b>		<b>97.6</b>		<b>91.0</b>		<b>62.7</b>		<b>88.7</b>
<b>(5) Partial unit non-response<sup>3</sup></b>		<b>31.0</b>		<b>25.0</b>		<b>23.8</b>		<b>22.6</b>		<b>13.6</b>		<b>29.7</b>		<b>36.4</b>		<b>27.4</b>		<b>62.3</b>		<b>51.0</b>

1 Dropouts, deceased, or moved abroad between waves.

2 Number of participating households divided by previous wave's net sample.

3 Share of households (number of household members &gt;1) with at least one missing individual questionnaire.

4 Households in L2/3 do not exclusively belong to one gross sample, CAWI or CAWI. Due to some households being in both gross samples, the gross samples by types of fieldwork do not add up to the overall sample.

Due to the later start of fieldwork and the unusual mix of interview modes in sample L2/3, we present the progress of fieldwork in this sample separately in **Table 5**. Fieldwork began in July and continued through December. By October, 90 percent of CAWI interviews but only around 84 percent of CAPI interviews had been completed. This was due to the mode conversion process that was implemented with households that had not completed their interviews online within three months of the beginning of fieldwork.

### Composition of the Gross Sample

**Table 6** presents the composition of the gross sample in 2020 by type of fieldwork procedure and type of household, as well as the response rates and PUNR for samples A–H, J–L1, L2/3, and N–Q. The SOEP households from each wave are differentiated into three types: previous-wave respondents (90.2 percent of the gross sample in 2020); previous-wave dropouts that were re-contacted (6.8 percent); and “new” households that split off from established panel households (3.0 percent). Overall, 13,260 households were contacted in samples A–H, J–L1, and N–Q. In these samples, 11,531 households were interviewed in the interviewer-based modes CAPI, PAPI, and SELF with another 1,316 having been processed through the central administration process. **Table 6** also contains the gross and net samples of both the CAWI and CAPI population of sample L2/3. These gross samples are not distinct; one household could be processed in both modes up to the end of fieldwork. The overall gross sample consisted of 1,976 households, 739 of which were given online access (gross sample CAWI). The overall CAPI gross sample consisted of 1,230 households. In total, 1,937 households were interviewed, 612 with CAWI and 925 with CAPI.

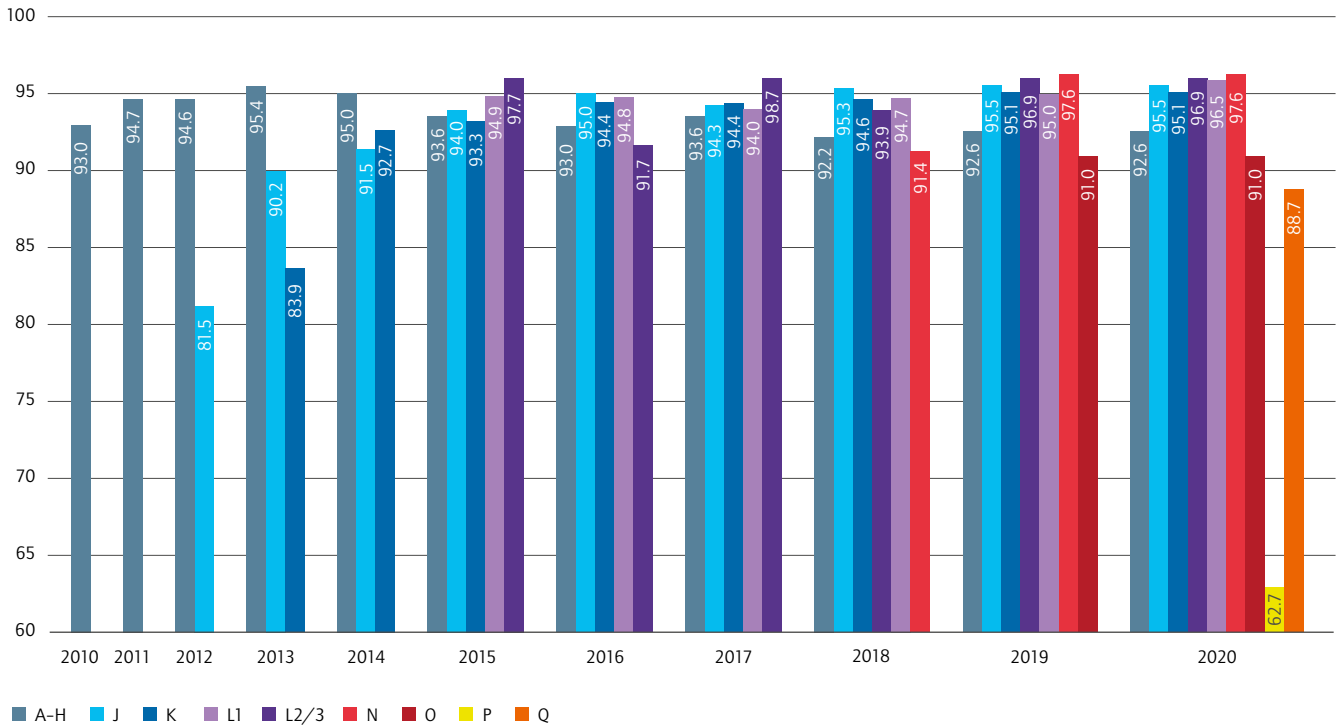
### Response Rates and Panel Stability

Assessing the relation between the gross sample and net sample, response rates provide the most accurate reflection of cross-sectional fieldwork success. The response rate in the group of respondents from the previous wave processed by interviewers was slightly higher (86.1 percent in samples A–Q) than the response rate for centrally administered households (78.2 percent). Considering that this group of households has a history of refusing further participation in the study, the response level is still relatively high. Response rates in sample L2/3 are low compared to the core samples. On the one hand, it comes as a bit of a surprise that CAWI response rates are considerably higher than CAPI response rates (82.8 percent and 75.2 percent, respectively). This is mostly due to the fact that the CAWI population has thinned out over the years and is now consolidated. On the other hand, one should keep in mind that the gross samples of CAPI and CAWI overlap somewhat. However, the overall response rate of 80.6 percent is in line with the response rates in this sample in recent years. With response rates of 40.6 percent and 46.6 percent, respectively, households that declined participation in the previous wave and new households had lower response rates than established households in 2020 (86.7 percent).

Panel stability is a statistic used to monitor and predict a longitudinal sample’s development by reflecting net total effects of panel mortality and panel growth. Panel stability is calculated as the number of households participating in the current year compared to the number from the previous year.

Figure 1

## Panel Stability in SOEP Samples from 2010 to 2020



To be able to meaningfully assess panel stability rates over the years, a given subsample should be processed for at least five consecutive waves. After this period, the panel stability rates have usually consolidated and are therefore comparable. The panel stability across established SOEP samples A–H was 92.6 percent in 2020 (see **Figure 1**). Panel stabilities in the last two refresher samples J and K were slightly higher at 95.5 and 95.1 percent, respectively. The cohort sample L1 performed very similarly with a panel stability of 96.9 percent in 2020. For the relatively new sample N, panel stability was 97.6 percent. Sample O is now consolidated at 91.0 percent. In sample L2/3, panel stability was 96.5 percent in 2020, slightly higher than in the previous year (95.0 percent). The new additions to the SOEP in 2019, boost samples P and Q, performed reasonably well with sample P reaching 62.7 percent panel stability and sample Q achieving an outstanding 88.7 percent.

One indicator of the success of the fieldwork on an individual level is PUNR. In 2020, PUNR was 25.0 percent in samples A–H and 31.0 percent overall (**Table 6**). In samples N and O, PUNR fell to 36.4 percent and 27.4 percent, respectively. As observed in previous years, the implementation of CAWI in samples L2/3 drove up PUNR to a comparably high and slightly increased value of 29.7 percent in this sample. Boost samples P (62.3 percent) and Q (51.0 percent) show comparatively high PUNR rates, which is in line with expectations due to the sampling approach for these samples, which centers on individuals rather than the whole household, and the fact that both samples target hard-to-survey populations.

# The SOEP Migration and Refugee Samples M1–M8

By Martin Rathje

## Fieldwork Results: Migration Sample M1 and M2, and Boost Samples M7 and M8a

The two subsamples are the foundation of the SOEP migration survey, which was designed to improve the representation of migrants living in Germany, were established in 2013 (sample M1) and 2015 (sample M2). In 2020, two boost samples, samples M7 and M8a, were added to the SOEP migration sample system. Like the older migration samples M1 and M2, the Integrated Employment Biographies Sample (IEBS) of the Federal Employment Agency (BA) served as the sampling frame for both boost samples. Boost sample M7's goal

was to capture migration dynamics and processes from 2016 to 2018 with a focus on EU migration. To ensure that statistically significant group comparisons can be made, sampling was restricted to the three most significant countries of origin in that time period: Romania, Bulgaria, and Poland. M8a, on the other hand, was designed to help evaluate the skilled worker immigration law (*Fachkräfteeinwanderungsgesetz*), which came into effect March 1, 2020, and targeted migrants from third countries that came to Germany between 2016 and 2018, sampling them as a control group for a treatment group that will be sampled at a later date.

Fieldwork started in March and lasted until August for samples M1 and M2. For M7 and M8a, fieldwork started in July 2020 and ended in February 2021 (see **Table 7**).

**Table 8** displays the fieldwork results by subsample and type of household for samples M1 and M2. In total, 1,720 addresses comprised the gross sample: 82.6 percent of all households were respondents in the previous wave, 14.8 percent were dropouts in the previous wave, and 2.6 percent were split-off households. In total, 1,296 households were interviewed, 952 in sample M1 and 344 in M2. The comparatively low response rates of 77.1 percent in sample M1 and 70.8 percent in M2—with the relatively high PUNR rate of 29.4 percent overall and the relatively low response rate of 86.8 percent for the individual questionnaire (see **Table 9**)—reflect the difficulties in processing migrant households since the first wave of sample M1 in 2013. In a migration sample, the effort required by interviewers to contact households successfully, on the one hand, and to motivate every individual to take part in an interview, on the other hand, is greater than in surveys of the general population. The contact process and the interviewing situation are more complicated and challenging as well (e.g., language problems, cultural specifics, level of education, etc.). In sample M2, panel stability

Table 7

### Fieldwork Progress by Month in Samples M1, M2, M7 and M8a: Processing of Household Interviews<sup>1</sup>

	M1 and M2		M7 and M8a	
	Gross sample	Net sample	Gross sample	Net sample
February	0.3%	0.0%	-	-
March	16.4%	18.6%	-	-
April	48.2%	56.6%	-	-
May	67.7%	78.0%	-	-
June	75.0%	84.4%	-	-
July	98.0%	98.9%	27.1%	14.0%
August	100.0%	100.0%	29.9%	26.7%
September	-	-	45.5%	31.6%
October	-	-	50.9%	39.5%
November	-	-	69.7%	63.7%
December	-	-	78.1%	77.3%
January	-	-	94.4%	99.7%
February	-	-	100.0%	100.0%

<sup>1</sup> Cumulative percentages based on the month of the last household contact.

Table 8

**Fieldwork Results for Samples M1 and M2**

	Sample M1		Sample M2		Total	
	Abs.	In %	Abs.	In %	Abs.	In %
<b>(1) Gross sample compositions by types of HH</b>	<b>1,234</b>	<b>100.0</b>	<b>486</b>	<b>100.0</b>	<b>1,720</b>	<b>100.0</b>
Respondents from previous wave	1,030	83.5	391	80.5	1,421	82.6
Dropouts from previous wave	170	13.8	84	17.3	254	14.8
New households (split-off HHs)	34	2.8	11	2.3	45	2.6
<b>(2) Net sample composition by type of HH</b>	<b>952</b>	<b>100.0</b>	<b>344</b>	<b>100.0</b>	<b>1,296</b>	<b>100.0</b>
Respondents from previous wave	861	90.4	304	88.4	1,165	89.9
Dropouts from previous wave	76	8.0	33	9.6	109	8.4
New households (split-off HH)	15	1.6	7	2.0	22	1.7
<b>(3) Response rates by type of HH</b>		<b>77.1</b>		<b>70.8</b>		<b>75.3</b>
Respondents from previous wave		83.6		77.7		82.0
Dropouts from previous wave		44.7		39.3		42.9
New households		44.1		63.6		48.9
<b>(4) Panel stability<sup>1</sup></b>		<b>92.4</b>		<b>88.0</b>		<b>91.2</b>
<b>(5) Partial unit non-response<sup>2</sup></b>		<b>29.4</b>		<b>29.5</b>		<b>29.4</b>

<sup>1</sup> Number of participating households divided by previous wave's net sample.

<sup>2</sup> Share of households (number of household members >1) with at least one missing individual questionnaire.

increased from 80.3 percent in 2019 to 88.0 percent in 2020, while panel stability also increased from 85.6 percent to 92.4 percent for sample M1. The problems described in processing migrant households were exacerbated in boost samples M7 and M8a (see **Table 9**). It became apparent that the addresses drawn from the IEBS were either inaccurate or outdated: A total of 42.1 percent of addresses in the gross sample of M7 were either outdated or the households could not be tracked at all. This is due to the households consisting of EU migrants from Poland, Bulgaria, and Romania, many of whom are in Germany as seasonal workers and thus are very mobile in Germany and—as EU-citizens—in Europe (another 11.1 percent of households had already moved abroad by the time they were processed). Another 5.5 percent of households in M7 and 5.4 percent of households in M8a were ineligible, meaning they did not belong to the targeted populations. Fieldwork results for M8a paint a slightly different picture: While there were not as many problematic addresses (25.6 percent of households had address problems or were untraceable) and the households were less mobile overall, 28.6 percent were unavailable for an interview during fieldwork.

## Questionnaires and Survey Instruments

For data collection in the SOEP migration samples in 2020, all the questionnaires from SOEP-Core were used. **Table 10** shows the gross samples and net volumes of the various questionnaires for samples M1 and M2. For samples M7 and M8a, there were only three questionnaires: the household questionnaire, the individual questionnaire, and the life history questionnaire. The response rate on the household level was 5.7 percent (see **Table 9**); the coverage rate of the individual questionnaire was 67.0 percent; and the life history questionnaire was answered by 98.5 percent of all respondents on the individual level.

All questionnaires are normally conducted using CAPI in samples M1 and M2 and in boost samples such as M7 and M8a in general. Due to the COVID-19 pandemic, these usually rigorous mode restrictions were lifted to allow for more flexibility. This resulted in an unusually high number of SELF and PAPI interviews in the older samples, M1 and M2. In samples M7 and M8a, CAPI interviews by telephone were allowed and were conducted in 5.1 and 6.2 percent of the individual interviews in samples M7 and M8a, respectively. The mode distribution across samples is displayed in **Table 11**. The median interview length in CAPI for the main



Table 9

**Fieldwork Results for Samples M7 and M8a**

	Sample M7			Sample 8a		
	Abs.	In % gross sample	In % eligible	Abs.	In % gross sample	In % eligible
<b>Gross sample for fieldwork</b>	<b>19,751</b>	<b>100.0%</b>		<b>12,992</b>	<b>100.0%</b>	
Not eligible	1,087	5.5%	5.8%	708	5.4%	5.8%
<b>Eligible, non-interview</b>						
Permanent refusals	1,841	9.3%	9.9%	1,668	12.8%	13.6%
Unable to reach during fieldwork period	3,961	20.1%	21.2%	3,714	28.6%	30.2%
Not processed	1,069	5.4%	5.7%	719	5.5%	5.9%
Language problems	84	0.4%	0.5%	178	1.4%	1.4%
"Soft refusal" (currently not willing/capable)	403	2.0%	2.2%	419	3.2%	3.4%
Permanently physically or mentally unable/incompetent	1	0.0%	0.0%	0	0.0%	0.0%
Moved abroad	2,194	11.1%	11.8%	1,150	8.9%	9.4%
Deceased	31	0.2%	0.2%	10	0.1%	0.1%
Problem with address	6,074	30.8%	32.5%	1,650	12.7%	13.4%
Permanently not reachable	2,223	11.3%	11.9%	1,680	12.9%	13.7%
<b>Interview</b>						
Household interviewed	783	4.0%	4.2%	1,096	8.4%	8.9%

1 Number of participating households divided by previous wave's net sample.

2 Share of households (number of household members >1) with at least one missing individual questionnaire.

Table 10

**Questionnaires: Volume and Response Rates for Samples M1 and M2**

	Gross sample/ reference value <sup>1</sup>	Number of interviews <sup>1</sup>	Response rate/ coverage rate
<b>Individual questionnaire<sup>2</sup></b>	2,638	2,289	86.8%
<b>Youth questionnaire: age 16 or 17</b>	56	45	80.4%
<b>Cognitive competence test</b>	56	15	26.8%
<b>Youth questionnaire: age 13 or 14</b>	68	60	88.2%
<b>Youth questionnaire: age 11 or 12</b>	60	48	80.0%
<b>Mother and child questionnaire: newborn</b>	58	46	79.3%
<b>Mother and child questionnaire: age 2 or 3</b>	56	52	92.9%
<b>Mother and child questionnaire: age 5 or 6</b>	71	68	95.8%
<b>Questionnaire for parents<sup>3</sup>: age 7 or 8</b>	66/132	51/97	77.3%/73.5%
<b>Mother and child questionnaire: age 9 or 10</b>	91	86	94.5%
<b>Questionnaire "Gap"</b>	216	149	69.0%
<b>Questionnaire "Deceased person"<sup>4</sup></b>	5	4	80.0%

1 The numbers refer to the respective target population in participating households. For the child-related questionnaires, the reference value is the number of children in the respective age group living in participating households. Therefore the response rate for these questionnaires indicates the number of children for whom a questionnaire has been completed by one parent (in most cases by the mother).

2 There are 3 additional individual questionnaires conducted in household that are coded as non-participating households as there is no household questionnaire for 2020. The number of individual questionnaires includes first time respondents and therefore answered the additional biographical questions.

3 In contrast to the other child-related questionnaires, this questionnaire is supposed to be completed not by just one but by both parents in samples M1 and M2.

4 The reference value for the questionnaire "deceased person" refers to deceased persons in participating households. The overall number of "deceased person" interviews conducted is much higher however, at 17. Respondents complete this questionnaire with regards to any deceased family member regardless of household membership.

questionnaires was 9 minutes for the household questionnaire in M1 and M2 and 25 minutes for the individual questionnaire. In samples M7 and M8a, the median interview length was 15 minutes for the household interview and 50 minutes for the individual questionnaire.

As the target population consists of people of (mostly) foreign origin, the main questionnaires (household and individual) were translated into six languages: English, Bulgarian, Russian, Turkish, Romanian, and Polish. Apart from English and Bulgarian, these are the languages of the nationalities that were overrepresented in the first wave's gross sample. The Bulgarian translation was added in 2020 for sample M7 specifically. The translated versions were not implemented in CAPI but printed on paper and given to the interviewers as an additional support tool to overcome language problems during the interview. **Table 12** displays different kinds of aids the interviewers used if language problems arose during the interview situation.

A special feature of the migration sample's survey design is the linkage of respondents' survey data to registry data from the Integrated Employment Biographies Sample (IEBS) (see **Table 13**). As in the previous waves, first-time respondents in M1

Table 11

**Interviewing Modes by Subsamples (as a Percentage of all Individual Interviews)**

	Interviewer-based			
	CAPI-TEL	CAPI	PAPI	SELF
M1	33.7	25.5	1.3	39.4
M2	25.6	38.1	0.0	36.3
M7	5.1	94.9	0.0	0.0
M8a	6.2	93.8	0.0	0.0

and M2 were asked to give their written consent to the record linkage at the end of the individual interview. In 2019, the target group designated for record linkage consisted of 53 participants, of whom 15.1 percent consented to data linkage. In M1 and M2, respondents were also asked to give their consent to a record linkage with data from the German statutory pension insurance (Deutsche Rentenversicherung, DRV); 2,214 people were asked their consent; and 19.4 percent gave it. For samples M7 and M8a, all respondents were asked for their consent to record linkage to the IEBS, and 60.4 percent of participants in M7 and M8 consented to the record linkage.

Table 12

**Language Problems and Use of Translated Paper Questionnaires in Samples M1 and M2, M7 and M8a**

	Samples M1 and M2		Samples M7 and M8a	
	Total <sup>1</sup>	In % net sample	Total	In % net sample
<b>Net sample (individual questionnaire)</b>	2,292	100.0	2,091	100.0
No language problems occurred/ no need for assistance with language problems <sup>2</sup>	18,97	82.8	1,039	49.7
Assistance with language problems needed <sup>3</sup>	337	14.7	1,052	50.3
<b>Of that number:</b>				
German-speaking person in the same household	170	7.4	79	3.8
German-speaking person from outside the household	35	1.5	72	3.4
Professional interpreter	5	0.2	2	0.1
Translated paper questionnaire	143	6.2	945	45.2
<b>Of that number:</b>				
Russian	64	2.8	-	-
Turkish	10	0.4	-	-
Romanian	28	1.2	178	8.5
Polish	21	0.9	167	8.0
Bulgarian	-	-	207	19.9
English	20	0.9	393	18.8

<sup>1</sup> Including all individual questionnaires, even if the households in which they were administered are classified as non-participating households.

<sup>2</sup> For 58 cases in M1 and M2 no information on the use of translation aides is available.

<sup>3</sup> Among 337 total cases that needed assistance with language problems, 17 cases used more than one translation aid. In M7 and M8a, in 49 cases two translation aids were used, more than two were used in 2 cases.

Table 13

**Consent to Record Linkage: Compliance Rates in Samples M1, M2, M7 and M8a**

	M1 and M2 <sup>1</sup>		M7 and M8a	
	Abs.	In %	Abs.	In %
<b>Record Linkage IEBS</b>				
Approved	8	15.1	1,264	60.4
Not available	21	39.6	109	5.2
Declined	24	45.3	718	34.3
<b>Total</b>	<b>53</b>	<b>100.0</b>	<b>2,091</b>	<b>100.0</b>
<b>Record Linkage DRV</b>				
Approved	429	19.4	-	-
Not available	955	43.1	-	-
Declined	830	37.5	-	-
<b>Total</b>	<b>2,214</b>	<b>100.0</b>	<b>-</b>	<b>-</b>

<sup>1</sup> Only first-time respondents were asked to give their consent to record linkage for IEBS.

Table 14

**Cumulative Fieldwork Progress by Month for Samples M3-5 and M6**

	M3-5		M6	
	Gross sample in %	Net sample in %	Gross sample in %	Net sample in %
August 2020	5.5	6.4	3.4	4.8
September 2020	23.4	27.4	25.6	35.2
October 2020	40.2	46.3	40.7	54.2
November 2020	51.1	58.1	49.5	62.9
December 2020	72.6	79.7	70.7	79.6
January 2021	86.8	92.0	98.6	99.6
February 2021	100.0	100.0	100.0	100.0

Table 15

**Interviewing Modes by Subsamples (as a Percentage of all Individual Interviews) for Samples M3-5 and M6**

	CAPI-TEL	CAPI
M3	13.3	86.7
M4	11.7	88.3
M5	13.1	86.9
M6	2.7	97.3

## The SOEP Refugee Samples (M3-6)

The SOEP partnered with the Institute for Employment Research (IAB Nuremberg) and the Research Centre of the Federal Office for Migration and Refugees (BAMF-FZ) in 2016 to create sample M3, which maps recent migration and integration dynamics using an innovative sampling procedure. M3 is a first boost sample of households of adult refugees who entered Germany between January 1, 2013, and January 31, 2016, and applied for asylum in Germany. M4 is the second refugee boost sample. It consists of two tranches: The first is a household boost of the M3 sample. For the second tranche, underage children of refugee families were sampled as “anchor respondents”, but only the adults in the respective households were invited to participate. M5, established in 2017, is the third boost sample of refugee households. For all three samples, the Central Register of Foreign Nationals (AZR) was utilized as a sampling frame.<sup>1</sup> In 2018, the second wave of sample M5 and the third wave of samples M3 and M4 were fielded. In 2020, another boost sample was implemented, sample M6. Sample M6 targeted the same population as the older refugee sample M5—adult refugees who have applied for asylum in Germany since January 1, 2013, and are currently living in Germany—and used the same sample design and sample frame.

### Fieldwork progress

Sample M6 was fielded alongside samples M3-5. **Table 14** shows the fieldwork progress for the four refugee samples. For all of the refugee samples, face-to-face interviewing started in the beginning of August, 2020, and was completed in February 2021.

As was the case in all other SOEP samples in 2020, due to the coronavirus pandemic, interviewers and respondents were offered a mode choice in this year's wave between face-to-face CAPI interviewing and a CAPI-by-telephone approach. Usually boost and refresher samples are CAPI-only in the SOEP. As interviewers are generally not provided with contact information such as telephone numbers, there is also usually a minimal amount of personal contact between interviewers and respondents. The distribution of the two aforementioned modes in the subsamples is shown in **Table 15**. In the older samples, M3-5, between 11.7 percent and 13.3 percent of all individual interviews were

conducted by telephone. In boost sample M6, the share of CAPI-by-telephone interviews was much lower, at only 2.7 percent.

## Fieldwork Results

**Table 16** displays the fieldwork results by subsample and type of household for Samples M3, M4, and M5. In total, the gross sample comprised 3,330 addresses: 80.9 percent of all households were respondents in the previous wave, 16.1 percent were dropouts in the previous wave, and 3 percent were split-off households. In total, 2,408 households were interviewed: 764 in sample M3, 832 in M4, and 812 in M5. As in the prior waves, the challenges of surveying this segment of the population were reflected in the moderate response rate of 79.1 percent for previous-wave respondents. The high regional mobility of respondents poses a particular problem and requires considerable additional efforts in address research. Meanwhile, panel stability for all three of the older samples is relatively high, at 92.8 percent (M3), 88.4 percent (M4), and 87.4 in sample M5.

One major cause of concern in all the SOEP samples is the growing rates of partial unit non-response (PUNR). PUNR is exceptionally high in the refugee samples, at a total of 66.3 percent in this

year's wave. According to reports from our interviewers, respondents are increasingly difficult to reach at home due to rising employment or activities like job search, participation in language and integration courses, and appointments at public authorities. Consequently, it is becoming more difficult for interviewers to complete all interviews in households consisting of multiple adult members. Additional complications in contacting respondents as well as in conducting interviews arose due to communication and language difficulties, which can only partially be addressed through preliminary measures.

Fieldwork results for boost sample M6 are displayed in **Table 17**. The gross sample consisted of 3,000 addresses; 7,207 additional addresses were sampled but not used during fieldwork. The most common reasons for households not participating in the first wave of M6 was that they were unreachable during fieldwork (23.3 percent), gave a permanent refusal (21.3 percent), or were permanently untraceable. These three reasons alone make up 56.9 percent of the gross sample and 91.8 percent of all dropouts in sample M6.

<sup>1</sup> The sampling design of the refugee samples M3 and M4 is described in the 2016 SOEP Wave Report; the sampling design for M5 in the 2017 SOEP

Table 16

### Samples M3-5: Composition of Gross and Net Sample and Outcome Rates by Type of Household (HH)

	Sample M3		Sample M4		Sample M5		Total	
	Abs.	In %	Abs.	In %	Abs.	In %	Abs.	In %
<b>(1) Gross sample compositions by types of HH</b>	<b>1,037</b>	<b>100.0</b>	<b>1,107</b>	<b>100.0</b>	<b>1,186</b>	<b>100.0</b>	<b>3,330</b>	<b>100.0</b>
Respondents from previous wave	823	79.4	941	85.0	929	78.3	2,693	80.9
Dropouts from previous wave	180	17.4	140	12.6	217	18.3	537	16.1
New households (split-off HH.s)	34	3.3	26	2.3	40	3.4	100	3.0
<b>(2) Net sample composition by type of HH</b>	<b>764</b>	<b>100.0</b>	<b>832</b>	<b>100.0</b>	<b>812</b>	<b>100.0</b>	<b>2,408</b>	<b>100.0</b>
Respondents from previous wave	666	87.2	764	91.8	701	86.3	2,131	88.5
Dropouts from previous wave	80	10.5	57	6.9	89	11.0	226	9.4
New households (split-off HH)	18	2.4	11	1.3	22	2.7	51	2.1
<b>(3) Response rates by type of HH</b>		<b>73.7</b>		<b>75.2</b>		<b>68.5</b>		<b>72.3</b>
Respondents from previous wave		80.9		81.2		75.5		79.1
Dropouts from previous wave		44.4		40.7		41.0		42.1
New households		52.9		42.3		55.0		51.0
<b>(4) Panel stability<sup>1</sup></b>		<b>92.8</b>		<b>88.4</b>		<b>87.4</b>		<b>89.4</b>
<b>(5) Partial unit non-response<sup>2</sup></b>		<b>70.1</b>		<b>63.2</b>		<b>66.7</b>		<b>66.3</b>

<sup>1</sup> Number of participating households divided by previous wave's net sample.

<sup>2</sup> Share of households (number of household members >1) with at least one missing individual questionnaire.

Table 17

**Fieldwork Results for Sample M6**

	Sample M6	
	Abs.	In % gross sample
<b>Gross sample for fieldwork</b>	<b>3,000</b>	<b>100.0</b>
<b>Eligible, non-interview</b>		
Permanent refusals	638	21.3
Unable to reach during fieldwork period	699	23.3
Not processed	34	1.1
Language problems	55	1.8
"Soft refusal" (currently not willing /capable)	16	0.5
Permanently physically or mentally unable /incompetent	14	0.5
Moved abroad	18	0.6
Deceased	4	0.1
Problem with address	11	0.4
Permanently not reachable	370	12.3
<b>Interview</b>		
Household interviewed	1,141	38.0

Table 18

**Use of Bilingual CAPI Language Versions<sup>1</sup>**

	M3-5		M6	
	Gross sample in %	Net sample in %	Gross sample in %	Net sample in %
<b>Total</b>	3,181	100.0	1,170	36.8
German/English	68	2.1	148	4.7
German/Arabic	2,700	84.9	838	26.3
German/Farsi	261	8.2	83	2.6
German/Pashto	13	0.4	2	0.1
German/Urdu	20	0.6	7	0.2
German/Kurmanji	18	0.6	2	0.1
German/French	-	-	39	1.2
No language version	101	3.2	51	1.6

<sup>1</sup> Individual questionnaire for wave II respondents and individual questionnaire for new respondents.

## Fieldwork Approach with Foreign Languages

Especially with refugees who entered Germany relatively recently, language problems pose a major challenge in the interviewing process. Although some of the interviewers conducting interviews in M3–5 speak Arabic, Farsi, or Pashto, it is generally not feasible to match interviewers with special

language skills with respondents in such a large, nationwide survey. As implemented successfully in the first wave of samples M3 and M4, a bilingual CAPI program was used for all four refugee samples in 2020. The translation was scripted into CAPI so that German and another language were shown on the screen at the same time. The language to be displayed was selected at the beginning of the interview. The survey languages offered besides German were English, Arabic, Farsi, Pashto, Urdu, and Kurmanji. For sample M6, an additional translation of the survey in French was offered. Use of the different language versions in samples M3–5 and sample M6 is shown in **Table 18**.

## Questionnaires and Survey Instruments

**Table 19** displays the types and volumes of questionnaires implemented in the three older refugee samples M3–5. Again, many different questionnaires were used in 2020. On the household level, in addition to the standard household questionnaire, a mother-child questionnaire was used that merged the standard SOEP questionnaires for parents of children in different age groups. Additionally, a questionnaire for teenagers was fielded. For adults, two different kinds of questionnaires were used: First-time respondents answered a questionnaire

including additional biographical questions. Adults who had already taken part in at least one SOEP survey had already provided this information and thus received a shorter questionnaire. For both groups, we distinguished between refugees, on the one hand, and migrants or Germans, on the other hand, with tailored questionnaires.

One notable feature of this year's questionnaire was the map of refugees' travel route to Germany, which had already been used in previous years. In 2020, it was included in the questionnaires for first-time respondents. The map is a tool to reconstruct a refugee's travel route from their home country to Germany. The tool is integrated into the CAPI questionnaire. A world map is presented to the respondents, who can select their home country and then mark all stops along their route by clicking on the screen. They are urged to not only select countries but mark all important cities and border crossing points as well.

In the first wave of boost sample M6, two questionnaires were fielded: the individual questionnaire for first-time respondents (including additional biographical questions) for all adult household members, and the household questionnaire for the anchor respondents. The individual questionnaire was offered in two versions, one for refugees and one for migrants or Germans. The individual questionnaire for refugees also included the map tool mentioned above. Of the 1,921 eligible adults in participating households in sample M6, 1,216 completed the individual questionnaire, resulting in a response rate for the individual questionnaires of 63.3 percent.

As with every previous subsample of migrant populations in the SOEP, the content of the questionnaires was based on the SOEP-Core questionnaires. However, there were several deviations from the standard SOEP questionnaire to reflect the special characteristics of the target group. These include several additional questions on migration and integration. The median interview length for refugees who took part in one of the previous waves was about 45 minutes for the individual questionnaire. The interview duration was therefore significantly longer than in other SOEP samples (e.g., M1/2: 21 minutes), adding to problems with response rates and PUNR.

In Sample M6, the median household interview took 17 minutes, and the median interview duration for the individual questionnaire for refugees was 60 minutes. This results in a typical interview duration of 77 minutes for an anchor respondent. In recent years, it has become standard in the SOEP to link respondents' survey data with registry data from the Integrated Employment Biographies

Sample (IEBS). All first-time refugee respondents as well as those who did not provide consent in the previous waves were asked to provide consent in the CAPI questionnaire in 2020. Naturally, this was true for all respondents in boost sample M6. Additionally, respondents in all four subsamples who stated in 2020 or in a previous wave that they had participated in an integration course offered by the Federal Office for Migration and Refugees (BAMF) were asked for their consent to BAMF registry data linkage. **Table 20** shows the results for record linkage consents and refusals.

Table 19

### Questionnaires: Types and Volumes for Samples M3-5

	Gross sample/ reference value <sup>1</sup>	Number of interviews	Response rate/ coverage rate
Individual questionnaires	4,912	3,257	66.3
Youth questionnaire: age 16-17	178	62	34.8
Early youth questionnaire: age 13-14	250	81	32.4
Pre-teen questionnaire: age 11-12	248	77	31.0
Mother and child questionnaire: newborn	333	314	94.3
Mother and child questionnaire: age 2-3	260	243	93.5
Mother and child questionnaire: age 5-6	247	228	92.3
Mother and child questionnaire: age 7-8	245	228	93.1
Mother and child questionnaire: age 9-10	280	265	94.6

<sup>1</sup> The numbers refer to the respective target population in participating households. For the child-related questionnaires, the reference value is the number of children in the respective age group living in participating households. Therefore, the response rate for these questionnaires indicates the number of children for whom a questionnaire has been completed by one parent (in most cases by the mother).

Table 20

### Consent to Record Linkage in Samples M3-5 and M6

	M3-5		M6	
	Abs.	In %	Abs.	In %
<b>Record Linkage IEBS</b>				
Consented	495	91.3	990	81.4
Declined	40	7.4	180	14.8
Did not understand the issue	7	1.3	46	3.8
<b>Total</b>	<b>542</b>	<b>100.0</b>	<b>1,216</b>	<b>100.0</b>
<b>Record Linkage BAMF</b>				
Consented	227	80.2	641	77.9
Declined	50	17.7	154	18.7
Did not understand the issue	6	2.1	28	3.4
<b>Total</b>	<b>283</b>	<b>100.0</b>	<b>823</b>	<b>100.0</b>

<sup>1</sup> Only first-time respondents were asked to give their consent to the record linkage.

# SOEP Innovation Sample (SOEP-IS)

By Bettina Zweck

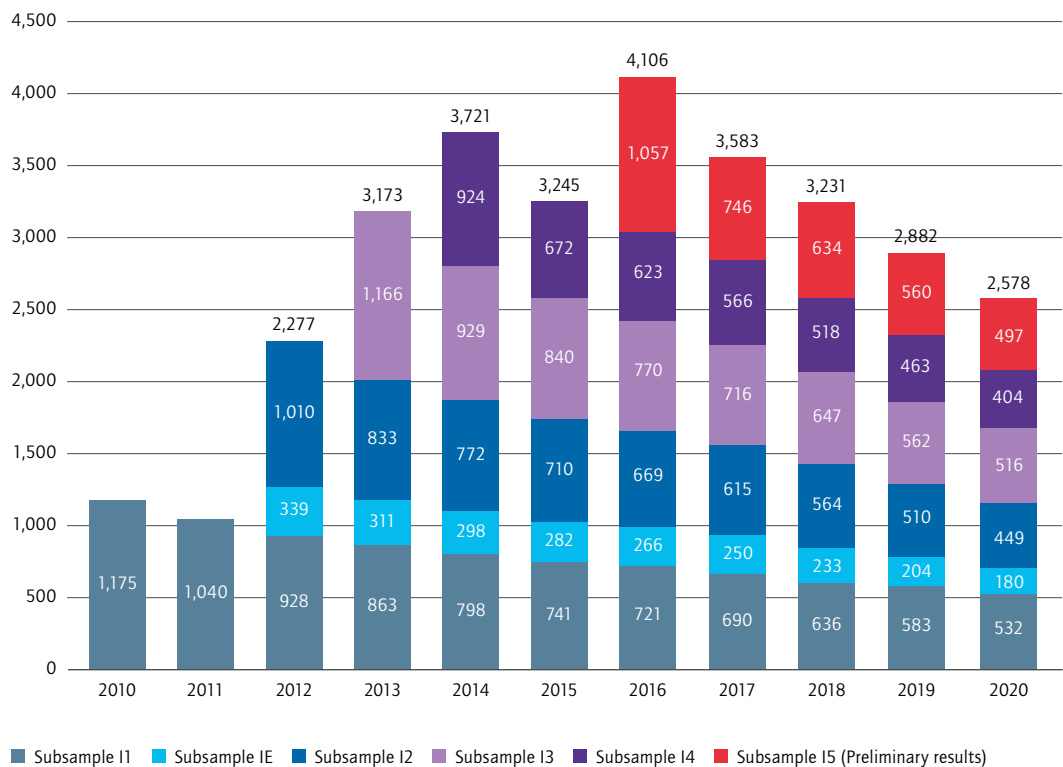
## Overview

The SOEP-IS (SOEP Innovation Sample) is a longitudinal household survey launched in 2009 with a special design that makes it possible to conduct highly innovative and ambitious research projects in many disciplines. Important features of the sample design and core fieldwork procedures are consistent with the SOEP-Core samples. In addition to these core features, SOEP-IS offers a unique framework that facilitates the testing of innovative survey modules and pretesting of

questions before integrating them in the SOEP-Core surveys. SOEP-IS has been expanded regularly with refresher samples, which now include subsamples IE/I1, I2, I3, I4, and I5. **Figure 2** provides more details about the development of sample sizes (net sample) at the household level since 2009. SOEP-IS is usually conducted in CAPI. In SOEP-IS 2020, however, due to the corona pandemic, interviewers and respondents could choose whether to conduct the interview personally in CAPI or by phone. In the end, 30.3 percent of all interviews were conducted by phone (**Table 21**).

Figure 2

Development of SOEP-IS Subsample since 2010: Number of Households



## Questionnaires

The framework for SOEP-IS data collection consists of an integrated core questionnaire based on elements from the SOEP-Core household and individual questionnaires, core questions from the biography questionnaire for new panel members, and three mother-child modules. **Table 22** shows the gross samples and net volumes of the different questionnaire modules in 2020 (preliminary results).

In addition to the core elements, the questionnaire includes pretest questions and innovative modules. The “main” part of the SOEP-IS questionnaire focuses on the different innovative modules. To consider as many different research interests as possible in a limited interview time, the individuals in the different subsamples were given different sets of innovative modules. In 2020, 20 innovative modules were included in the SOEP-IS questionnaire. **Table 23** presents an overview of the distribution of the 20 innovative modules across subsamples IE/I1–I5, which are described in the next section.

## Modules in SOEP-IS 2020

There was one module in SOEP-IS 2020 that we would categorize as a **special module**:

- The module **Dice & Boxes Experiment** was an interactive task conducted by the respondents themselves. The experiment consisted of two games, “dice” and “boxes”, which were presented in random order. Participants had to complete both parts of the experiment on their own and privately, without any input or interference from the interviewer. In “dice”, respondents received one ten-sided die together with a dice cup from the interviewer. The ten faces of the die were marked with different numbers. Respondents were asked to throw the die and remember the number from their first throw, but could also throw the die as often as they wanted. In the next step, respondents were instructed to enter the number from their first throw but could also enter any other number between 0 and 9. The higher the number entered, the higher the monetary payoff. In the “boxes” game, respondents saw 10 black boxes on the CAPI screen. When they clicked on a box, a random number ranging from 0 to 9 appeared. Respondents were asked to remember the first number they clicked on,

Table 21

### Interviewing Mode in SOEP-IS 2020<sup>1</sup>

	Num.	In %
CAPI	2,637	69.7
Telephone	1,141	30.1
Online	3	0.1
Other	4	0.1
<b>Total</b>	<b>3,785</b>	<b>100.0</b>

<sup>1</sup> Preliminary results. Individual level.

but again, could click on as many boxes as they wanted. Similarly, they were asked to enter the first number they clicked on, but were also free to enter any other number. In this game as well, payoff increased with higher numbers. However, in contrast to the game of “dice”, in this game, the CAPI laptop stored the order and appearance of numbers the respondent clicked on. In order to be able to correct for anticipation effects, interviewers were asked whether participants had asked whether the CAPI laptops recorded the boxes they had clicked on. After completion of both games, participants were asked to toss a coin under supervision of the interviewer to determine which of the two games would be relevant for payoff.

- Because of the interactivity, the module was only conducted personally in CAPI mode. In the end, 83.1 percent of eligible respondents took part in this module (for more information, see section “Preliminary Fieldwork Results of the Module Dice & Boxes Experiment”).

The following eight modules were (in part) **repetition modules**:

- The module **Relationships in the Workplace** is a partial repetition of the 2016 module “Market vs. Personal Relationships.” The 2020 module asked respondents how often relationships on the job and jokes about sexual matters occur in their workplace.
- In the module **Brochure**, respondents were asked whether they remembered any topics of the 2019 brochure and if so, what topics they remembered. In particular, respondents should think about the general brochure and not the 2019 additional brochure for the module “Genes”.
- The module **Expectations about the Future** is a partial repetition of 2017: Six new items



Table 22

**Questionnaires: Volume and Response Rates for SOEP-IS in 2020<sup>1</sup>**

	Gross sample/ reference value <sup>2</sup>	Interviews	Response/ coverage rate
Individual questionnaire	4,418	3,783	85.6%
Mother and child module: children up to the age of 23 months	84	73	86.9%
Mother and child module: children between the ages of 24 and 47 months	84	72	85.7%
Mother and child module: children older than 48 months	591	524	88.7%

<sup>1</sup> Preliminary results.

<sup>2</sup> The numbers refer to the respective target population in participating households. For the child-related questionnaires, the reference value is the number of children in the respective age group living in participating households. Therefore, the response rate for these questionnaires indicates the number of children for whom a questionnaire has been completed by one parent (in most cases by the mother).

Table 23

**Distribution of the Innovative Modules in Subsamples IE/I1–I5 in 2020**

	IE/I1	I2	I3	I4	I5
Dice & boxes experiment	x			x	x
Relationships at the workplace	x	x	x	x	
Brochure	x	x	x	x	x
Expectancies of the future		x		x	
Numeracy					x
Risk disposition	x	x	x	x	
Self-control		x	x		
Earnings	x		x	x	x
Full-time/Part-time					x
Compensation					x
Antidiscrimination		x	x	x	
Cyberbullying	x	x	x	x	
Parents' birthplace	x	x	x	x	x
Basic security benefits	x				
Cognitive Reflection Test (German name: Sachaufgaben)	x	x	x	x	
Liabilities					x
Purpose of life		x		x	
Gender-specific earnings	x		x	x	
Social injustice					x
Gender identity	x	x	x	x	x

were included, whereas 4 items were repeated. Respondents were asked to provide information about their own sense of optimism regarding their personal and professional future. Moreover, they were asked about the relevance of aging for optimism about the future.

- **Numeracy** contains various calculation exercises and questions about general knowledge of the stock market. The module is a repetition of SOEP-IS 2018.
- In the module **Risk Disposition**, respondents had to decide whether they wanted to play a lottery game comprised of a higher-risk condition (if they lost, with a probability of 50:50, they would receive nothing) or a certainty condition (in which they would receive a smaller amount than in the high-risk condition but with a probability of 100 percent). In nine fictitious situations, the amounts depended on the previous answer track, meaning that respondents had to decide between differing lotteries and certainty payoffs.
- The module **Self-Control**, repeated from SOEP-IS 2017, is about self-discipline and control of individual actions. Respondents were also asked about their desired weight and probable weight one year after the current survey.
- The module **Earnings** is a partial repetition from the 2019 survey. The module asks respondents to evaluate their own income compared to other employees in the same profession but working for other employers. In the 2019 survey, some of the respondents received information about the average earnings in their profession. However, this information was no longer provided in SOEP-IS 2020.
- The module **Full-Time/Part-Time** was implemented in several previous waves, the latest in 2019. In this module, respondents were asked about their future estimated gross income in full-time and part-time work, and what their probability was of switching from full-time to part-time work and vice versa.
- In the module **Antidiscrimination**, a cognitive and quantitative pretest was conducted prior to SOEP-IS 2020 that provided insights into how the questions and answers for this module should be designed. The module covered discrimination experienced by respondents in the past 5 years and in the past 12 months. Respondents could report discrimination experienced in personal, public, and professional environments.
- The module **Cyberbullying** contained four items about whether respondents had personally experienced cyberbullying, that is, if they had been the target of invectives or defamation on the Internet. Respondents were not required to have Internet access to answer these questions.
- The module **Parents' Birthplace** provided information supplementing the biographical questionnaire. Whereas the biographical questionnaire asks respondents to state their parents' country of origin, respondents were asked in this module to state the exact birthplace of both parents.
- The **Basic Security Benefits** module aimed at finding out how respondents evaluate the current German basic security benefits system, comprised of Unemployment Benefit II (*Arbeitslosengeld II*), income support (*Sozialgeld*), social assistance benefits (*Hilfe zum Lebensunterhalt*), old-age basic income support (*Grundsicherung im Alter*), and basic subsistence for persons with reduced earnings capacity (*Grundsicherung bei Erwerbsminderung*), and whether they personally had received these benefits. Respondents were also asked to indicate their general attitude towards receiving basic security benefits, and to what extent the government should provide such benefits.
- The module **Cognitive Reflection Test** contained three standard questions from psychological research on cognitive reflection. The questions measure the extent to which respondents are able to autonomously revise incorrect first-guess answers to arrive at correct solutions. In a subsequent step, respondents are asked to estimate how many questions they answered correctly and how many other SOEP-IS participants did so. Correct solutions for the three cognitive reflection questions were provided at the end of the module.
- The module **Liabilities** was about the circumstances under which participants would take on debt. The module also

Subsamples IE/I1–I5 received the following 11 new modules:

- In the module **Compensation**, respondents were asked what amount of compensation their current employer would have to offer them so that they would quit their current job immediately.

Table 24

**Fieldwork Progress by Month: Processing of Household Interviews<sup>1</sup>**

	2019		2020 <sup>2</sup>	
	Gross sample (in %)	Net sample (in %)	Gross sample (in %)	Net sample (in %)
September <sup>3</sup>	13.4	13.4	19.8	20.3
October	46.3	49.3	61.2	67.0
November	69.5	75.2	81.6	88.8
December	76.2	82.5	88.4	95.1
January	87.5	91.6	95.5	98.5
February	95.8	97.6	100.0	100.0
March	100.0	100.0	100.0	100.0

<sup>1</sup> Cumulative percentages based on the month of the last household contact.

<sup>2</sup> Preliminary results.

<sup>3</sup> Including households that refused to take part in the survey prior to start of fieldwork.

dealt with attitudes towards liabilities and taking on debt.

- In the module **Purpose of Life**, participants were asked about the extent to which they plan their lives (for example, whether they live from one day to the next or make plans for the future).
- The module **Gender-Specific Earnings** dealt with wage inequalities between women and men. Respondents were asked to state how they felt about higher wages for women versus higher wages for men. Questions were asked with respect to intimate relationships and colleagues in the workplace.
- As with the module Antidiscrimination, a pretest was conducted for the module **Social Inequality** prior to SOEP-IS fieldwork. In the first part of the module in SOEP-IS 2020, respondents indicated how they perceived social inequality. The module investigated what role social networks, social mobility, and attitudes towards the welfare state play in social inequality. In the second part of the module, integration indicators were assessed: sense of belonging, political integration, language, and migrant identity.
- The module **Gender Identity** consisted of two questions. Participants were asked to state the sex listed in their birth certificate and to state which gender they identified with, where they could also select the third gender, “divers”.

## Preliminary Fieldwork Results of SOEP-IS 2020 Overall

Data collection for SOEP-IS is conducted in a main phase (September to late December/early January) and followed by an additional phase (for SOEP-IS 2020, up to the middle of February). If a household cannot be contacted in the main phase it is assigned to the additional fieldwork phase. This also applies to individuals who are unwilling or unable to participate, or if an interview for one household member is missing. As shown in **Table 24**, for the 2020 survey, fieldwork was completed for 95.1 percent of the households (net sample) by the end of December 2020. In the remaining households, some or all interviews were completed by February 2021.

**Table 25** presents preliminary figures for the gross and net samples as well as response rates at the household level. The total gross sample includes previous-wave respondents as well as temporary dropouts from the previous wave and new households. In 2020, the gross sample consisted of 3,156 households. Overall, the net sample consisted of 2,578 households, meaning that in these households, at least one person answered the individual and the household questionnaire.

Additionally, **Table 25** shows overall panel stability and response rates to measure panel data quality for all relevant subsamples. Panel stability is the decisive indicator of a household panel survey’s successful development from a long-term perspective. This measure takes into account panel mortality and growth (through split-off households and re-growth, i.e., rejoining dropouts from the previous wave): it is calculated as the number of participating

Table 25

**Composition of Gross and Net Sample and Response Rates in SOEP-IS 2020<sup>1</sup>**

	Total		Sample I1/E		Sample I2		Sample I3		Sample I4		Sample I5	
	Num.	In %	Num.	In %	Num.	In %	Num.	In %	Num.	In %	Num.	In %
<b>(1) Gross sample composition by type of HH</b>	<b>3,156</b>	<b>100.0</b>	<b>852</b>	<b>100.0</b>	<b>563</b>	<b>100.0</b>	<b>622</b>	<b>100.0</b>	<b>502</b>	<b>100.0</b>	<b>617</b>	<b>100.0</b>
Respondents in previous wave	2,884	91.4	788	92.5	510	90.6	562	90.4	463	92.2	561	90.9
Dropouts in previous wave	215	6.8	48	5.6	45	8.0	47	7.6	28	5.6	47	7.6
New households	57	1.8	16	1.9	8	1.4	13	2.1	11	2.2	9	1.5
<b>(2) Net sample composition by type of HH</b>	<b>2,578</b>	<b>100.0</b>	<b>712</b>	<b>100.0</b>	<b>449</b>	<b>100.0</b>	<b>516</b>	<b>100.0</b>	<b>404</b>	<b>100.0</b>	<b>497</b>	<b>100.0</b>
Respondents in previous wave	2,458	95.3	679	95.4	427	95.1	491	95.2	385	95.3	476	95.8
Dropouts in previous wave	91	3.5	23	3.2	17	3.8	22	4.3	12	3.0	17	3.4
New households	29	1.1	10	1.4	5	1.1	3	0.6	7	1.7	4	0.8
<b>(3) Response rates by type of HH<sup>2</sup></b>												
Respondents in previous wave	2,458	85.2	679	86.2	427	83.7	491	87.4	385	83.2	476	84.8
Dropouts in previous wave	91	42.3	23	47.9	17	37.8	22	46.8	12	42.9	17	36.2
New households	29	50.9	10	62.5	5	62.5	3	23.1	7	63.6	4	44.4
<b>(4) Panel stability<sup>3</sup></b>		<b>89.5</b>		<b>90.5</b>		<b>88.0</b>		<b>91.8</b>		<b>87.3</b>		<b>88.8</b>
<b>(5) Partial unit non-response<sup>4</sup></b>		<b>35.7</b>		<b>33.6</b>		<b>37.5</b>		<b>28.8</b>		<b>27.7</b>		<b>49.3</b>

<sup>1</sup> Preliminary results.

<sup>2</sup> Adjusted by deceased persons and expatriates.

<sup>3</sup> Number of participating households divided by net sample from previous wave.

<sup>4</sup> Share of households (number of household members >1) with at least one missing individual questionnaire.

households in the current wave divided by the corresponding number from the previous wave. Overall panel stability in 2020 was quite similar to that in the previous wave (2019: 89.3 percent; 2020: 89.5) with the highest panel stability in subsample I3 (91.8 percent) and the lowest panel stability in subsample I4 (87.3 percent). In its fifth wave in 2020, the “youngest” subsample, I5, reached a panel stability of 88.8 percent, similar to the older subsamples. Unfortunately, this does not hold for partial unit non-response (PUNR), which is the number of households in which at least one questionnaire is missing: PUNR in I5 was still high, at 49.3 percent in 2020 (2019: 48.8 percent) compared to the other subsamples.

For the response rates, which indicate the ratio between the number of interviews and the number of units in the gross samples, the subsamples show similar patterns. The overall response rate of 85.2 percent in 2020 among respondents from previous waves is almost identical to the level for 2019 (85.3 percent). Among previous-wave respondents, the largest difference in response rates between subsamples in 2020 was between subsample I4 (83.2 percent) and subsample I3 (87.4 percent).

## Preliminary Fieldwork Results for the Module Dice & Boxes Experiment

In the following, preliminary results from the Dice & Boxes Experiment module are presented. The **Dice & Boxes Experiment** was conducted in subsamples IE/I1, I4, and I5. Only respondents who were interviewed personally could take part in the experiment, so the initial sample consisted of 1,603 respondents. Among all eligible subsamples, 83.0 percent took part, while participation was highest for subsample I4 (86.1 percent) and lowest for subsample IE/I1 (81.1 percent) (Table 26). For both games that were part of this experiment (“boxes” and “dice”), there were disproportionately high values for high payoffs: the average payoff for “boxes” was €4.90 and the average payoff for “dice” was €5.30, both above the value that would have resulted from an equal distribution (Table 27).

Table 26

Participation in "Dice & Boxes Experiment" by Subsample<sup>1</sup>

	Participating		Not participating		Total <sup>2</sup>	
	Num.	In %	Num.	In %	Num.	In %
IE/11	601	81.1	140	18.9	741	100.0
I4	342	86.1	55	13.9	397	100.0
I5	387	83.2	78	16.8	465	100.0
<b>Total</b>	<b>1,330</b>	<b>83.0</b>	<b>273</b>	<b>17.0</b>	<b>1,603</b>	<b>100.0</b>

<sup>1</sup> Preliminary results.

<sup>2</sup> Only those interviews are considered which were conducted personally as this was a requirement for taking part in the dice & boxes experiment.

Table 27

Payoff<sup>1</sup> in "Dice & Boxes Experiment" by Selected Game for Complete<sup>2</sup> Experiments<sup>3</sup>

	Payoff "Dice"		Payoff "Boxes"		Total	
	Num.	In %	Num.	In %	Num.	In %
€ 0	37	5.8	54	8.0	94	7.1
€ 1	46	7.2	63	9.3	109	8.3
€ 2	40	6.2	64	9.5	104	7.9
€ 3	50	7.8	62	9.2	112	8.5
€ 4	58	9.0	52	7.7	110	8.3
€ 5	85	13.2	66	9.8	151	11.4
€ 6	76	11.8	64	9.5	140	10.6
€ 7	77	12.0	77	11.4	154	11.7
€ 8	88	13.7	82	12.1	170	12.9
€ 9	85	13.2	92	13.6	177	13.4
<b>Total</b>	<b>642</b>	<b>100.0</b>	<b>676</b>	<b>100.0</b>	<b>1,321</b>	<b>100.0</b>
<b>Average Payoff</b>	<b>€ 5.30</b>		<b>€ 4.90</b>		<b>€ 5.10</b>	

<sup>1</sup> The amount of the payoff corresponds to the figure indicated by the respondents.

<sup>2</sup> Experiments are complete if both games were played. In total, nine respondents did not play both games and are therefore not displayed here.

<sup>3</sup> Preliminary results.

Table 28

Average Shown and Reported Numbers by Game for Complete Experiments<sup>1</sup>

	Average number shown	Average number reported <sup>2</sup>
"Dice"	– <sup>3</sup>	5.3
"Boxes"	4.6 <sup>4</sup>	5.0

<sup>1</sup> Experiments are complete if both subgames were played. In total, nine respondents didn't play both subgames and are therefore not displayed here.

<sup>2</sup> n=1,318.

<sup>3</sup> Due to the experiment's design, in the subgame "Dice" the true outcome of thrown dice was not recorded and therefore no truly shown figure for "Dice" is available.

<sup>4</sup> n=1,283. The discrepancy between the numbers that were shown and the numbers reported by respondents for the game "Boxes" arises as 35 participants who were shown a number did not click any boxes. In these cases, no figure was shown to participants.

This indicates that respondents reported, on average, higher numbers than the actual number they had selected in order to receive a higher payoff. This finding is displayed in **Table 28**: For "boxes", the average number shown was 4.6, whereas the average number reported by respondents was 5.0. For "dice", the true outcome was not recorded and therefore there are no corresponding figures available for "dice".


# PART 4

---

# SOEP Data Service

# SOEP Users Around the World 2020







# Report on the SOEP Research Data Center

By Jan Goebel

---

## The SOEP's 35th data release, with additional datasets and user resources

Version 35 of the SOEP-Core data (1984–2018, 10.5684/soep-core.v35) was released in the first quarter of 2020 with numerous additional datasets and resources for data users. Along with our “classic” SOEP-Core data, it included data from the SOEP Innovation Sample (10.5684/soep.is.2018; see chapter 3, for more on the SOEP-IS). Over the remainder of the year, data were prepared for the next release of the SOEP data, version SOEPv36, in the first quarter of 2021.

## New sample P (“Top Shareholder Sample”)

Sample P was conceptualized as a sample of highly affluent households in Germany. With the increase in income and wealth inequality in Germany—and despite the economic growth that has taken place in recent decades—researchers in the social sciences have shown a growing interest in data on wealthy population groups. However, there is a data gap at the top of the wealth distribution in Germany, as all of the relevant data sources include an insufficient number of multimillion-

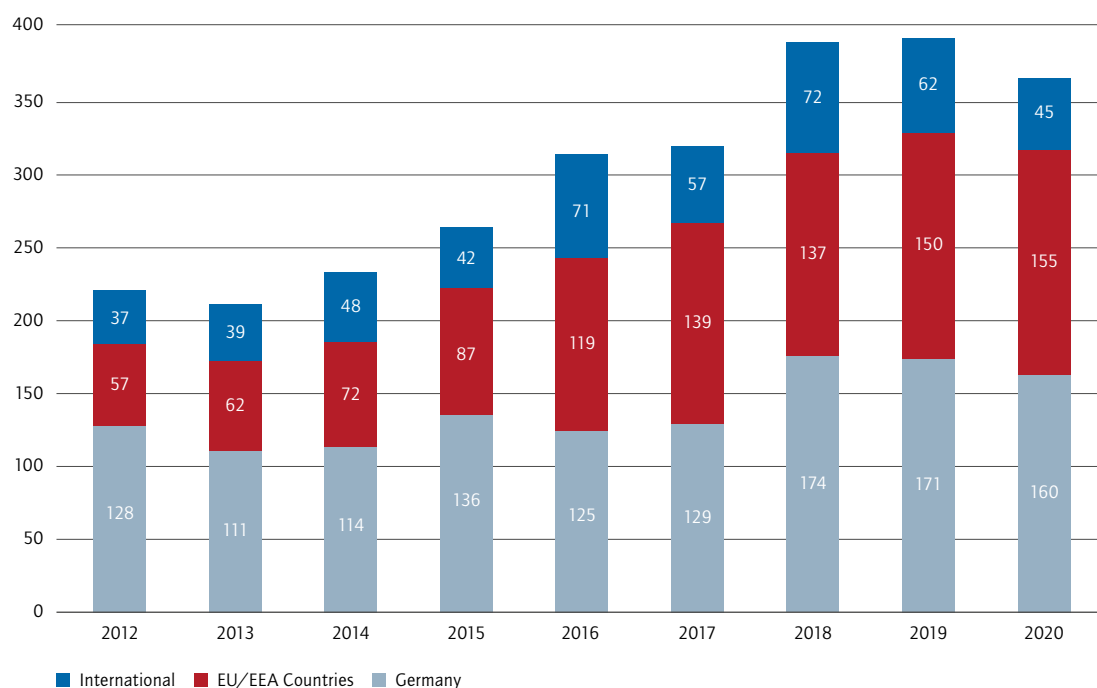
aires. Sample P was designed to close this data gap and thereby improve the empirical basis for the federal government's Poverty and Wealth Report, as well as to create the basis for medium- and long-term cross-sectional and longitudinal analysis. Our design builds on the empirical regularity that high-wealth individuals are likely to hold at least part of their assets in the form of shareholdings. Based on data from over 270 million companies worldwide, we selected all individuals who were both German residents and registered shareholders and drew a random sample from this. The gross sample of sample P consisted of 23,259 households. Sample P was kindly made possible by financial support from the German Federal Ministry of Labor and Social Affairs (BMAS).

## New sample Q (“LGB\* Sample”)

Sample Q is a boost sample of a hard-to-survey population: lesbians, gays, bisexuals, transgender people, and those who identify as non-binary. While the actual percentage of LGBTQ+ people in the general population is unknown, this population was too scarcely represented in the SOEP to provide the basis for meaningful analysis. An approximately nine-month long telephone screening process led to the recruitment of 835 households. Of these households, 477 participated in the survey between April and November. Sample Q was kindly made possible by financial support from the German Federal Ministry of Education and Research (BMBF).

Figure 3

### Number of Data Distribution Contracts



## Number of data users

The SOEP Research Data Center (RDC SOEP), which is accredited by the German Data Forum (RatSWD), provides the international research community with access to anonymous microdata, **Figure 3** presents an overview of the number of data distribution contracts signed since 2012. In 2020, 360 external users signed data distribution contracts. The number of international contracts decreased slightly in 2020, as we were forced to modify the procedures for data transfer to third countries following the Schrems II ruling of the European Court of Justice and to suspend data transfers during this process. The transfer of data from SOEP version 36 was also postponed to 2021 due to the corona pandemic and is therefore not included in the 2020 figures.

It should be kept in mind that a single data use contract usually covers a number of researchers and often an entire research team. The breakdown for 2020 in **Table 29** shows that more than 1,450 individual researchers were given access to the SOEP data that year.

Table 29

### New Contracts 2020

Region	Contracts	Researchers
Germany	160	919
EU/EEA (not incl. Germany)	155	422
International	45	121
<b>Total</b>	<b>360</b>	<b>1,462</b>

# SOEP Studies on the Corona Pandemic

---

In response to the corona pandemic, SOEP launched two new research projects with different partners to monitor the situation and developments surrounding Covid-19.

One of them is “Socio-Economic Factors in and Consequences of the Spread of the Coronavirus in Germany (SOEP-CoV)”, a joint project of the SOEP at DIW Berlin and the Bielefeld University. The project received funding from the Federal Ministry of Education and Research as part of its call for research project proposals on COVID-19 in the wake of the SARS-CoV-2 outbreak. SOEP researchers in the project are exploring the economic and social consequences of the corona pandemic together with researchers from the Bielefeld University, the Robert Koch Institute (RKI), Charité Berlin, and the Berlin Social Science Center (WZB Berlin).

In concrete terms, the project is investigating both how the corona crisis is shaping the everyday lives of people in Germany and how people are currently dealing with the situation, but it will also examine the medium and long-term economic and social impacts of the pandemic. Key topics include the effects of the pandemic on health and economic inequalities between different population groups, individual psycho-social consequences, and the impact on overall social cohesion.

For SOEP-CoV, more than 10,000 SOEP respondents have been contacted by telephone since the beginning of April 2020. The results have been published on an ongoing basis since May 2020 as a resource for the public and policy makers. The data are expected to become available to the research community with the release of SOEP-Core data v37 in 2022.

For more information and initial results, please see the project website: <https://soep-cov.de/>.

In a second and related project, the SOEP partnered with the Robert Koch Institute (RKI) to conduct the nationwide study “**Living in Germany—Corona Monitoring**” (funded by the Federal Ministry of Health – BMG). Its aim is to determine how many people have already been infected with the coronavirus, SARS-CoV-2, and how many infections have gone undetected. All of the adult respondents in SOEP-Core and SOEP-IS, a total of 34,000 individuals, were invited to take part in the study to create the initial sample.

Commenting on the study, Prof. Lothar H. Wieler, president of the RKI said, “The study will further complete our picture of SARS-CoV-2 incidence in Germany. As a national public health institute, we focus on health risks within all population groups. This joint study with the Socio-Economic Panel at DIW Berlin will expand our perspective and allow us to study, for instance, how people’s social situations and living conditions are related to their risk of SARS-CoV-2 infection.” Prof. Stefan Liebig, head of SOEP at DIW Berlin, said, “The information obtained through the study can be linked to the regular SOEP survey data. Since participants in the corona monitoring study will also be part of the SOEP survey in the coming years, researchers will be able to study the long-term impacts of corona infections in Germany.”

The participants in the study were sent PCR and DBS test kits for self-testing, which they returned to RKI for analysis. Respondents also completed a short questionnaire covering topics that include clinical symptoms, pre-existing conditions, and health behavior. Respondents were informed of the results within four to six weeks. Participation was voluntary. First results are expected to be published in 2021.

# Record Linkage with Administrative Pension Data (SOEP-RV)

By Holger Lüthen

---

The project “A Combined Dataset for Life Course Research: SOEP Record Linkage with Administrative Pension Data (SOEP-RV)” links SOEP data with high-quality social security data from administrative pension records.

The project is being carried out in partnership with the Research Data Centre of the German Pension Insurance (FDZ-RV). Every time a person participates in the German social security system starting at the age of 14, the German Pension Insurance records data on their employment history, pension contributions, pension prospects, social security earnings, and other topics. Linking SOEP data with these high-quality, long-term monthly data on people’s entire work histories offers an invaluable enhancement to the SOEP study. The long time frame of the social security data provides unique possibilities for research combining administrative and survey information, for instance, on questions of long-term inequality or the effects of policy reforms. In particular, SOEP-RV offers significant potential for research on pensions and old age, and for research on methodological questions such as the consistency of self-reported versus administrative information. A crucial condition for inclusion of SOEP data in SOEP-RV is that record linkage is only carried out with the express written consent of SOEP respondents. After consenting to record linkage, respondents either provide their social security number themselves or give permission for the German pension insurance to provide this information from their pension records.

Up to now, about 15,000 SOEP respondents have consented to record linkage. In 2021, SOEP-RV will add remaining subsamples, such as recent migration samples, and thus further increase the number of observations. At the moment, pension stock data are in a crucial testing phase, but have already shown very promising results. The next step is to obtain the individual earnings histories from the individuals’ pension records. SOEP-RV is a work in progress. We are currently working to solve several data security and formatting issues. After we resolve these issues, both the SOEP and the pension insurance will provide a dataset that can be merged by the user. The final product, SOEP-RV, will not require online access. More information can be found online at:

[http://www.diw.de/soep-rv\\_en](http://www.diw.de/soep-rv_en)

# EU-SILC Clone

By Charlotte Bartels

---

The European Union Statistics on Income and Living Conditions (EU-SILC) contains data from across Europe on individual and household income, household living conditions, individual health, aspects of child care, employment, and the respondent's self-assessed financial situation. EU-SILC offers both cross-sectional and longitudinal data. The official German EU-SILC is provided only as a cross-sectional dataset by the German Federal Statistical Office. As a consequence, Germany has been excluded from cross-country studies exploiting the longitudinal dimension of EU-SILC. Even though an official German EU-SILC panel dataset is expected to become available in 2021, this panel dataset will include only panel information for the past four years and will not go back to the EU-SILC starting year.

In 2019, the SOEP made progress toward the goal of providing an EU-SILC-like panel dataset for Germany from the year 2005 onwards so that Germany can be included in cross-country studies using EU-SILC panel data. The EU-SILC clone is based on the SOEP and, therefore, includes all EU-SILC panel variables for which the required information is recorded in the SOEP. Only a few EU-SILC variables cannot be replicated by the SOEP data due to a lack of information. The personal and household IDs of SOEP respondents remain the same in the EU-SILC clone, allowing users to merge the data with additional information from SOEP that is not part of the official EU-SILC data. EU-SILC provides cross-country comparative statistics on income distribution and social exclusion at the European level. It also covers topics related to housing, labor, education, and health. By providing high-quality comparable micro-data, EU-SILC is designed to facilitate the identification of effective methods of fighting poverty as well as the implementation of measures to achieve social convergence across Europe. It provides both cross-sectional and longitudinal data in four sub-datasets: the household register (D-File), the personal

register (R-File), personal data (P-File), and household data (H-File). The EU-SILC clone data conform almost entirely to the official EU-SILC guidelines. However, there are a few deviations, the main being related to the panel design and the underlying population. In contrast to the official EU-SILC panel, the EU-SILC clone is not required to take the form of a four-year rotating panel, but keeps survey participants in the dataset for as long as they participate. In order to adjust the EU-SILC clone to a four-year rotating panel, data users may drop respondents. It is worth noting that several EU countries including France deviate from the four-year rotating panel requirement. While the original EU-SILC survey population must, according to the official guidelines, include all household members aged 16 and above, the EU-SILC clone includes all household members aged 18 and above (and those members who turn 18 in the survey year).

All variables are listed individually in the EU-SILC clone codebook, which is available on the SOEP webpage. It includes the following information: first, the description of each EU-SILC variable as in the official EU-SILC guidelines; second, an explanation of the technicalities and contents of each equivalent clone variable. Third, for most variables, it includes a comparison between the original EU-SILC variable and the respective EU-SILC clone variable to illustrate any deviation of the EU-SILC clone variable from the official EU-SILC requirement. Fourth, in the cases of the P- and the H-File variables, the codebook includes a graphical comparison between the EU-SILC clone data and the official German EU-SILC cross-sectional data. More cross-country dataset information can be found on the SOEP website at:

[www.diw.de/soep\\_silc-clone](http://www.diw.de/soep_silc-clone)

# **PART 5**

---

# SOEP-Based Publications in 2020

# DIW Weekly Report 5

2020

## Mental and physical health of refugees compared to other population groups

By Maria Metzger, Diana Schacht, and Antonia Scherz

**Above-average physical health and below-average mental health among refugees who have arrived in Germany since 2013 (normalized indices, 50 = population average).**



Source: SOEP v35, weighted; authors' depiction.

© DIW Berlin 2020

### Abstract

Health is a crucial prerequisite for social integration and participation. In this report, we examine the extent to which individual health differs depending on people's migration background. We compare refugees' physical and mental health with the physical and mental health of individuals with and without a migration background. Individuals with a migration background are defined as immigrants to Germany, foreigners born in Germany, and all individuals who were born in Germany with German citizenship and have a least one immigrant or foreign-born parent. Our results show that the physical health of refugees who have arrived in Germany since 2013 is above-average. This may be partly related to the younger age structure of this population. The mental health of refugees, especially those older than 45, is below the population average. This suggests the need for further mental health support measures to foster refugees' successful integration.

### From the Authors

*"The mental health of recently arrived refugees to Germany is still below the population average. This indicates the need for further mental health support measures for refugees—especially those over the age of 45."*

Maria Metzger



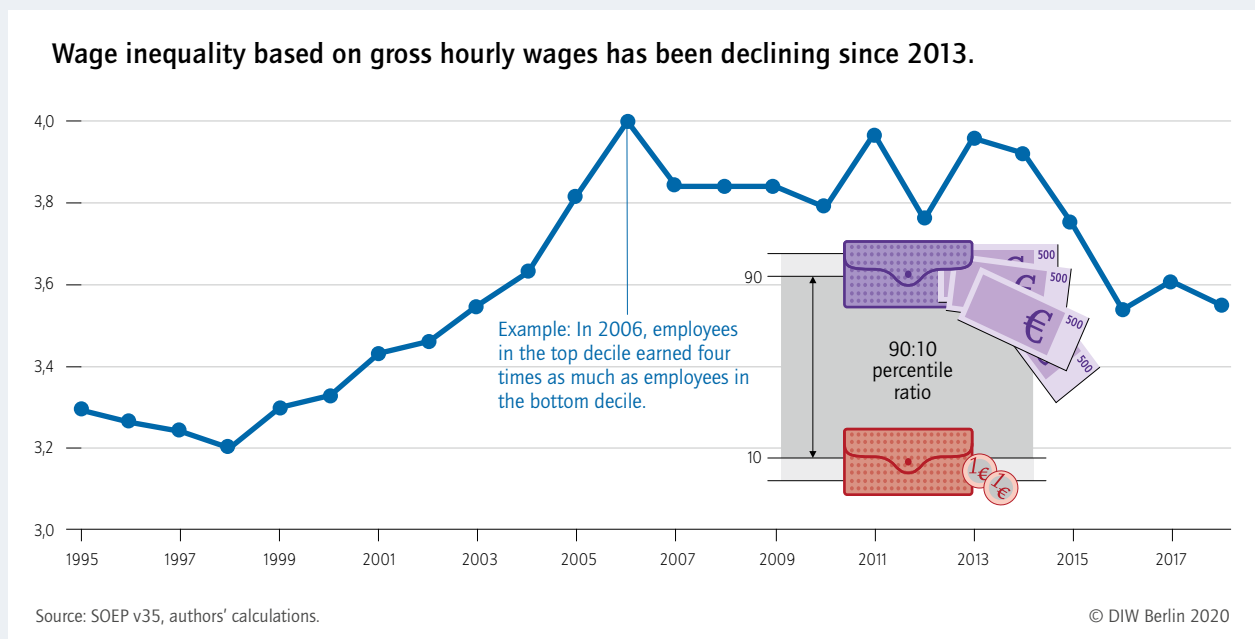
[https://doi.org/10.18723/diw\\_wb:2020-5-1](https://doi.org/10.18723/diw_wb:2020-5-1)

# DIW Weekly Report 7

2020

## Wage Inequality in Germany Declines

By Alexandra Fedorets, Markus M. Grabka, Carsten Schröder, and Johannes Seebauer



### Abstract

Over the past decade, Germany has broken one employment record after the next. Following a long period of decline or stagnation in real wages, contractual gross hourly wages increased by more than eight percent from 2013 to 2018 according to SOEP data. Moreover, wage inequality has been declining since 2006, a trend that continued with the introduction and increase of the minimum wage. In 2018, the spread between the top and bottom of the gross hourly wage distribution returned to levels seen in the early 2000s. There are also signs that the share of employees in the low-wage sector is declining: It fell from 23.7 percent in 2015 to 21.7 percent in 2018. Looking at contractual hourly wages, our results show that about 2.4 million full-time workers who were eligible for the minimum wage were still being paid below minimum in 2018. To prevent unpaid overtime, the Federal Ministry of Labor and Social Affairs is currently preparing a draft law on systems to record employees' daily working time. This law should be implemented quickly so that monitoring to ensure compliance with the minimum wage can be carried out more effectively.

### From the Authors

*"It is encouraging to see that Germany's economic growth since 2013 has been accompanied by an increase in real wages."*

**Markus M. Grabka**



[https://doi.org/10.18723/diw\\_wb:2020-7-1](https://doi.org/10.18723/diw_wb:2020-7-1)



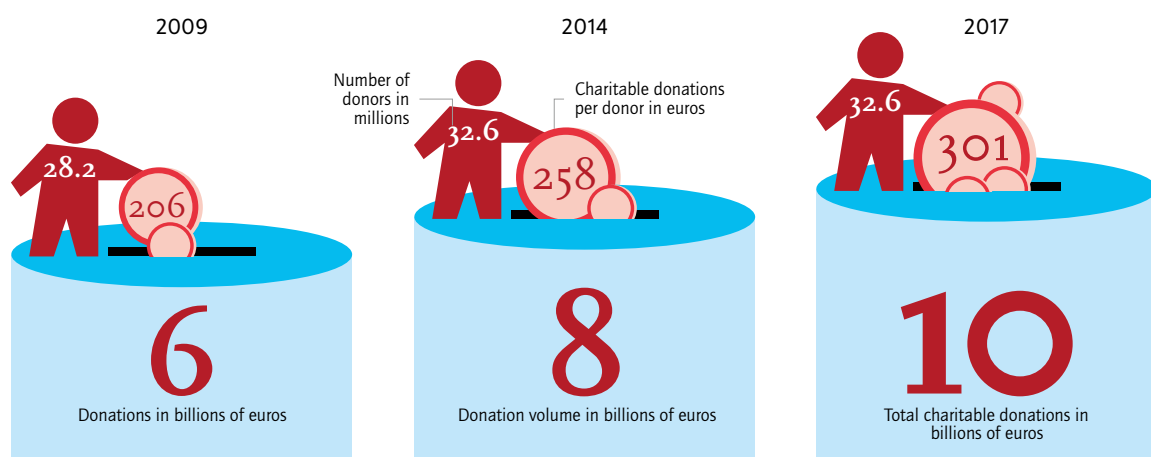
# DIW Weekly Report 8

2020

Charitable donations in Germany amounted to around ten billion euros in 2017 and have increased significantly since 2009

By Zbignev Gricevic, Karsten Schulz-Sandhof, and Jürgen Schupp

## Change in charitable donations from 2009 to 2017



Source: SOEP v35\_0, authors' calculations.

© DIW Berlin 2020

### Abstract

Results from the SOEP survey show that individuals aged 16 and over in Germany donated nearly ten billion euros in 2017, a substantial increase from 2009. The SOEP shows a significantly higher volume of donations than other surveys as a result of the methodological advantages of the SOEP survey. In 2017, 47 percent of all adults made charitable donations, and the percentage of donors in the population had increased by almost seven percentage points since 2009. The amount donated annually rose even more dramatically over the same period, from an average of 206 euros to 301 euros per person. Donations have increased significantly in both western and eastern Germany since 2009, with the donation rate in the West again around eleven percentage points higher than in the East in 2017. Around 35 percent of total donations were made by private households in the top decile of the income distribution.

### From the Authors

*“Charitable donations generally complement our societal organization and welfare state. In addition to donations sent abroad in the form of emergency and development aid, many donations benefit those in need in Germany.”*

Jürgen Schupp



[https://doi.org/10.18723/diw\\_wb:2020-8-1](https://doi.org/10.18723/diw_wb:2020-8-1)

# DIW Weekly Report 10

2020

## What people think about the gender pay gap: Both men and women consider lower wages for women to be fair

By Jule Adriaans, Carsten Sauer, and Katharina Wrohlich



### Abstract

According to data from a survey-based experiment, both men and women consider it to be fair when women are paid less than men for the same work. The experiment was conducted as part of a project funded by the German Research Foundation. The results show that respondents of both genders consider 3 percent lower wages for women to be appropriate when all other characteristics, such as occupation and work performance, are equal. The older the respondent and the older the fictitious person being evaluated, the greater the gender wage difference that respondents consider fair. This is consistent with the existing gender pay gap, which increases substantially with age. The results show that inequalities experienced during working life are reflected in stereotypical attitudes, which may ultimately reinforce the gender pay gap. To counteract this, more female role models are needed in traditionally male roles and vice versa. Policymakers should create the conditions to reduce this gap and consider measures such as gender quotas for management positions and an increased number of partner months for parental benefits.

### From the Authors

*“Policymakers should create frameworks to enable more women to serve as role models in traditionally male jobs and vice versa. This could be done, for instance, by introducing gender quotas for management positions and increasing the number of partner months for parental benefits, which would give fathers an incentive to be more involved in childcare.”*

Katharina Wrohlich



[https://doi.org/10.18723/diw\\_wb:2020-10-3](https://doi.org/10.18723/diw_wb:2020-10-3)

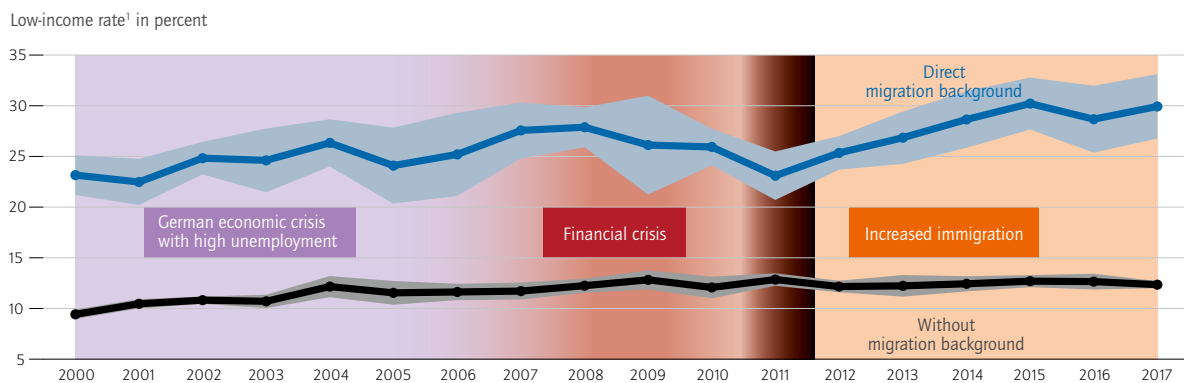
# DIW Weekly Report 17+18

2020

## Real incomes increasing, low-income rate decreasing in individual age groups

By Markus M. Grabka and Jan Goebel

The low-income rate of the population without a migration background has remained unchanged for over a decade, but is rising in the population with a direct migration background



<sup>1</sup> Individuals with less than 60 percent of the median disposable income.  
Note: Only individuals in private households. Needs-adjusted annual income surveyed the following year, adjusted using the modified OECD scale.

Sources: SOEPv35; authors own calculations.

© DIW Berlin 2020

### Abstract

The number of employed persons in Germany has grown by over five million since 2000, in part due to an increase in immigration. This development is reflected in private household income, which has increased by 12 percent over the same period. Since 2013, all income groups have been benefiting from this increase and in 2015, the lowest income decile began benefiting as well. Disposable income inequality and the low-income rate are stagnating, but the trends differ depending on migration background. In the native population, the low-income rate has not changed since 2008 and for some age groups, it has even declined. Over the course of the most recent wave of immigration, the rate increased significantly to around 30 percent for persons with a direct migration background, although the first effects of refugees' integration into the labor market are just now being seen. Therefore, immigrants still require support integrating into the labor market.

### From the Authors

*"Incomes in Germany have been rising across the board since 2013. One positive aspect of this development is that the low-income rate of households with children and adolescents in the population without a migration background is decreasing."*

Markus M. Grabka



[https://doi.org/10.18723/diw\\_dwr:2020-17-1](https://doi.org/10.18723/diw_dwr:2020-17-1)

# DIW Weekly Report 29

2020

## Millionaires under the microscope: New SOEP sample closes data gap on the very wealthy, showing a higher concentration of wealth than previously reported

By Carsten Schröder, Charlotte Bartels, Konstantin Göbler, Markus M. Grabka, and Johannes König

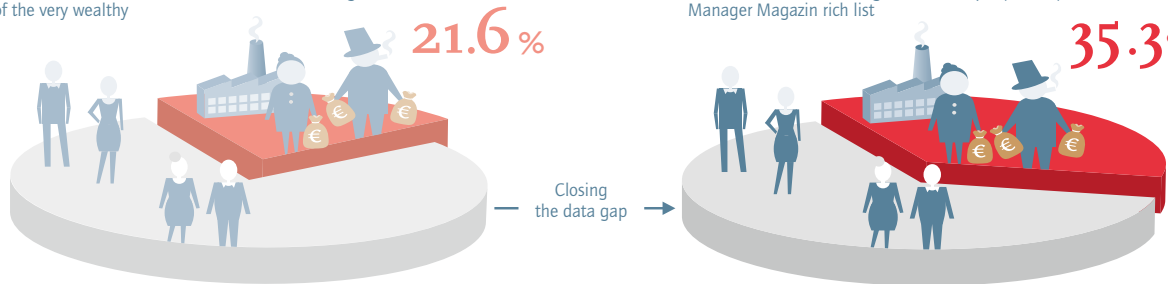
### New sample closing the gap in data on the very wealthy shows higher wealth concentration Top one percent share in the total wealth distribution

Database: "Classic" SOEP with insufficient coverage of the very wealthy

21.6%

Database: SOEP + new high-wealth sample (SOEP-P) + Manager Magazin rich list

35.3%



Sources: Socio-Economic Panel (soep.v35), SOEPP (preliminary weights and preliminary wealth data for 2019), Manager Magazin (2017 "rich list"); authors' calculations using weighted values.

© DIW Berlin 2020

### Abstract

Until recently, millionaires were severely unrepresented in population surveys, and as a result, they remained essentially a black box for researchers. Thus, the exact degree of wealth concentration was also unclear. To close this data gap, the SOEP has added a new sample in which individuals with high net wealth are heavily overrepresented. New calculations based on this sample as well as publicly available "rich lists" show that the concentration of individual net wealth in Germany is higher than previously reported: The top ten percent own a good two-thirds of total individual net assets, compared with just under 59 percent according to previous estimates. The richest one percent of the population hold around 35 percent (instead of just under 22 percent) of net wealth. Around 1.5 percent of adults have an individual net worth of at least one million euros. They differ from the rest of the population not only in terms of wealth: They are also more often male, older, better educated, more independent, and more satisfied with their lives. Policy makers could promote the accumulation of assets by people in the lower half of the wealth distribution through measures such as introducing asset accounts that both the individual and the state would pay into.

### From the Authors

*"Thanks to the new data, we are able to conduct reliable and statistically meaningful research on millionaires and high-wealth individuals for the first time ever. The data also reveal the precise degree of wealth concentration in Germany. Previously, people with very high wealth were underrepresented in the SOEP."*

Johannes König



[https://doi.org/10.18723/diw\\_wb:2020-29-1](https://doi.org/10.18723/diw_wb:2020-29-1)

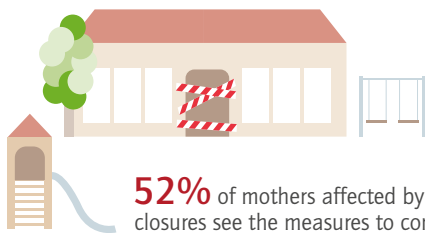
# DIW Weekly Report 30+31

## Family well-being during the COVID-19 pandemic: Parents with young children affected most by containment measures

By Mathias Huebener, C. Katharina Spieß, Nico A. Siegel, and Gert G. Wagner

Parental satisfaction has declined during the COVID-19 pandemic, especially among parents with young children.

The decline has been steeper among mothers than fathers.



**52%** of mothers affected by daycare closures see the measures to contain COVID-19 as very restrictive.



Parents of children **under the age of 6** have shown the steepest declines in overall life satisfaction during the pandemic relative to other parents.

Sources: COMPASS survey; Socio-Economic Panel (seep.v35).  
© DIW Berlin 2020

### Abstract

The measures to contain COVID-19 have imposed severe restrictions on everyday life. The question of how these measures have affected well-being, particularly that of parents, has been the subject of widespread public debate. Until recently, there was little empirical evidence on how the closures of daycare centers and schools have affected parental satisfaction. SOEP and COMPASS survey data collected before and during the pandemic show a significant decline in satisfaction with life in general, as well as with family life and childcare, in May and June of 2020 relative to pre-pandemic levels. The decline was especially steep among women with young children in the household. Previously existing differences in satisfaction between groups—defined, for instance, by the age of the children or the education of the parents—have narrowed. The relative decline in satisfaction was greatest among those with children under the age of 6 as well as among mothers and individuals who had university entrance qualifications. In particular, respondents with children in daycare or school rated the measures to contain COVID-19 as very restrictive. The results of this study help to better estimate the overall societal costs of the measures to contain COVID-19. For future pandemics or similar crises, we urgently recommend that family and educational policy experts be made a permanent part of crisis teams so that the concerns of families are considered from the outset.

### From the Authors

*“Our research shows that parents reported lower life satisfaction during than before the pandemic—especially those with children in daycare and primary school. In the future, policymakers should focus more on the challenges families face as a result of daycare and school closures.”*

**Mathias Huebener**



[https://doi.org/10.18723/diw\\_wb:2020-30-1](https://doi.org/10.18723/diw_wb:2020-30-1)

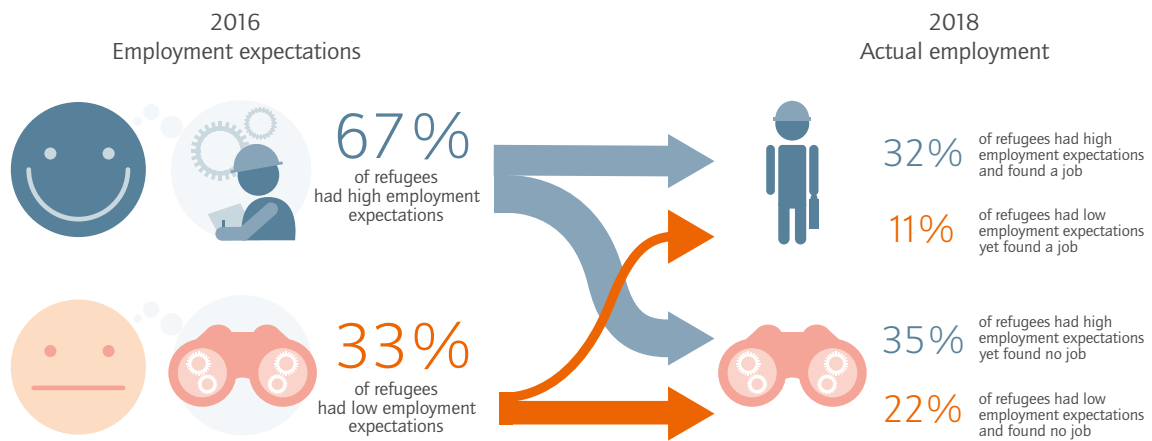
# DIW Weekly Report 34 (1)

2020

## Refugees' High Employment Expectations: Partially Met

By Daniel Graeber and Felicitas Schikora

### Most refugees reported a high probability of finding employment within two years



Source: IAB-BAMF-SOEP Survey of Refugees, v.35.

© DIW Berlin 2020

### Abstract

This report compares employment expectations among refugees in Germany in 2016 with their actual employment situation in 2018, using the IAB-BAMF-SOEP Survey of Refugees in Germany. In 2016, the majority of refugees reported that the probability they would find employment within two years was high. Employment expectations were met by 54 percent of all refugees; yet 35 percent of refugees who articulated high expectations in 2016, had no job in 2018. The findings show that both structural factors, such as a lack of childcare, and individual level characteristics, such as mental health, impacted entry into employment. Extra support for refugees seeking employment—the provision of information and advice on the German labor market, better childcare options, or support for those with mental health issues, for example—could help ensure that employment expectations are met more frequently. Further studies are needed to provide a better understanding of the different mechanisms at play here.

### From the Authors

*“The majority of refugees reported a high probability that they would find work in the next two years. Refugees should receive sufficient information on the German labor market and the necessary qualifications in order to avoid disappointment, which can hamper their integration.”*

Felicitas Schikora



[https://doi.org/10.18723/diw\\_dwr:2020-34-1](https://doi.org/10.18723/diw_dwr:2020-34-1)

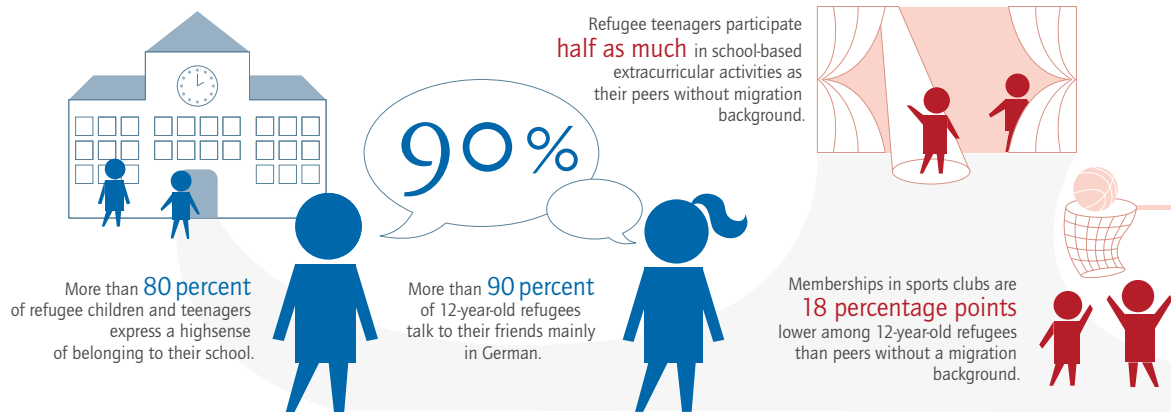
# DIW Weekly Report 34 (2)

2020

## Integration of Refugee Children and Adolescents In and Out of School: Evidence of Success but Still Room for Improvement

By Ludovica Gambaro, Daniel Kemptner, Lisa Pagel, Laura Schmitz, and C. Katharina Spieß

Measured by some indicators, the integration of refugee children and adolescents has been successful; more work is needed in other areas



Sources: SOEP v35, years 2017-2018; authors' own depiction.  
© DIW Berlin 2020

### Abstract

Germany has seen the arrival of a large number of displaced children and adolescents in recent years. Integration is vital for their lives today and in the future. Key indicators of successful integration are a sense of belonging to school, participation in extracurricular activities, both within school and outside it, and social contacts. This report examines these indicators based on data from the SOEP, the IAB-SOEP Migration Samples, and the IAB-BAMF-SOEP Survey of Refugees. The findings show that the integration of 12-, 14-, and 17-year-old refugees who came to Germany with their families is essentially moving in the right direction: These young people feel a sense of belonging to their school community and are increasingly attending after-school programs. This allows them to spend the whole day with peers who have lived in Germany for longer. Young refugees' relatively low levels of participation in school-based extracurricular activities, however, shows that these programs are not being fully exploited. There is also untapped potential when it comes to organized leisure and sport activities outside school.

### From the Authors

*"Many schools have managed to successfully integrate refugee children and adolescents into daily school life, to the extent that most of them feel at ease at school and are able to establish positive social contacts. More targeted activity programs are needed to encourage young refugees to participate in school-based extracurricular activities."*

Laura Schmitz



[https://doi.org/10.18723/diw\\_dwr:2020-34-2](https://doi.org/10.18723/diw_dwr:2020-34-2)

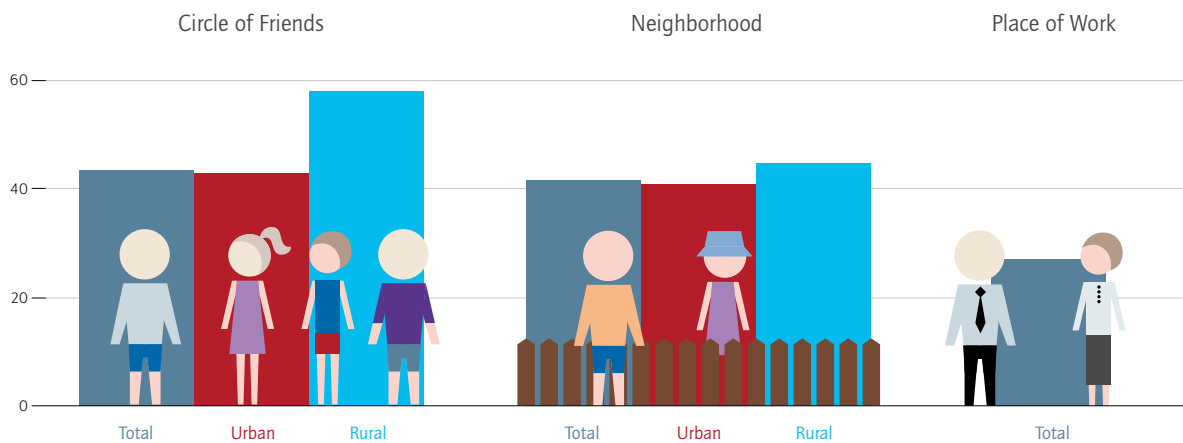
# DIW Weekly Report 34 (3)

2020

## Social Integration of Refugees Is Improving

By Katja Schmidt, Jannes Jacobsen, and Magdalena Krieger

### Most contact between refugees and the local population comes through their circles of friends Refugees in percent



Notes: In relation to contact at work only; rural and urban areas cannot be compared due to the low number of cases.

Sources: SOEP v.35 (weighted), wave 2018, N = 4,391; authors' own calculations.

© DIW Berlin 2020

### Abstract

Five years ago, almost a million people came to Germany seeking refuge. Chancellor Angela Merkel responded to public concern over such a large influx of refugees with her well-known saying, “Wir schaffen das” (We can do this!). Much has happened since then. As this report shows, the German population’s concerns over immigration have been decreasing since 2016. Nevertheless, refugees are increasingly concerned about xenophobia. At the same time, although their trust in key state institutions is high, they are less trusting of Germany’s public administration system. One way of building mutual reliance might be to foster personal contact between refugees and local populations. However, the present study indicates that, so far, only around half of refugees have regular contact with Germans. Female refugees, in particular, have less contact with Germans. Government initiatives to create diverse social networks could be an important step toward greater integration.

### From the Authors

*“The findings of the report show that refugees and the host society are growing closer together. Yet, further efforts are needed to address current concerns and skepticism on both sides.”*

Katja Schmidt



[https://doi.org/10.18723/diw\\_dwr:2020-34-3](https://doi.org/10.18723/diw_dwr:2020-34-3)



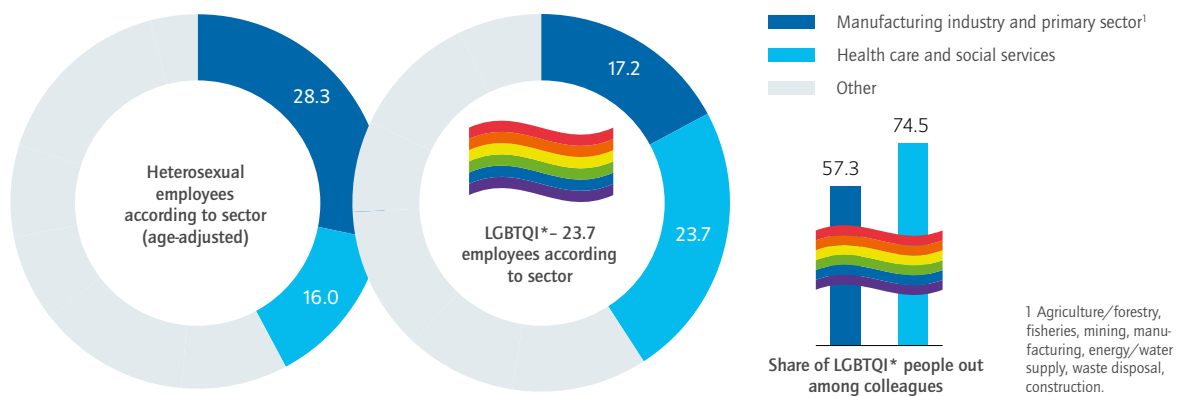
# DIW Weekly Report 36

2020

## LGBTQI\* People on the Labor Market: Highly Educated, Frequently Discriminated Against

By Lisa de Vries, Mirjam Fischer, David Kasprowski, Martin Kroh, Simon Kühne, David Richter, and Zaza Zindel

**A disproportionately high share of LGBTQI\* people work in health care and social services, where they are more often out than in sectors with less LGBTQI\* representation**  
Shares in percent



Sources: Socio-Economic Panel v36.beta, LGBielefeld; authors' own calculations.

© DIW Berlin 2020

### Abstract

Societal acceptance of LGBTQI\* people has greatly improved over the past decades in Germany and legal equal treatment on the labor market has been improved by the General Equal Treatment Act (Allgemeines Gleichbehandlungsgesetz, AGG). However, about 30 percent of those who identify as LGBTQI\* report experiencing discrimination in their work life, according to the results of a survey conducted by the Socio-Economic Panel and Bielefeld University. Similarly, around a third of LGBTQI\* people are either not out or are only partly out to their colleagues. Trans\* people in particular report experiencing discrimination more frequently in their work life. An LGBTQI\*-friendly corporate climate is one of the most important criteria when LGBTQI\* people are picking a future employer. A more LGBTQI\*-friendly work environment may reduce short- and long-term labor market disadvantages of (potential) employees substantially and may increase the appeal of companies for LGBTQI\* people, who are more highly educated on average than the heterosexual population.

### From the Authors

*“Companies creating a more LGBTQI\*-friendly work environment, especially those in which LGBTQI\* people rarely work or do not come out, could contribute substantially to an improvement of the situation of LGBTQI\* people on the labor market.”*

Lisa de Vries



[https://doi.org/10.18723/diw\\_dwr:2020-36-1](https://doi.org/10.18723/diw_dwr:2020-36-1)

# DIW Weekly Report 38

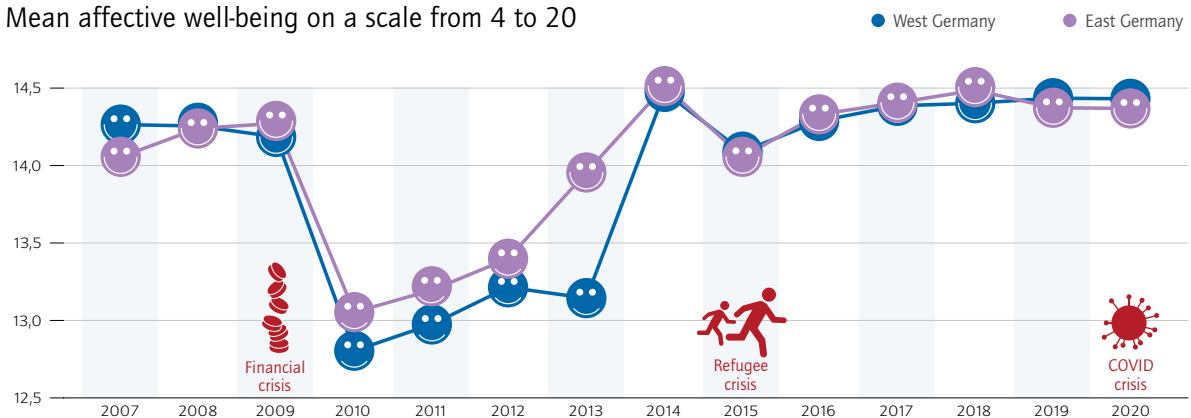
2020

## East and West Germany in the corona crisis: Post-transition generation in the East proves resilient

By Stefan Liebig, Laura Buchinger, Theresa Entringer, and Simon Kühne

### Well-being decreased significantly during the financial crisis but has not so far during Corona pandemic

Mean affective well-being on a scale from 4 to 20



Sources: SOEP v36, preliminary data 2019; SOEP-CoV; authors' calculations.

© DIW Berlin 2020

### Abstract

Since reunification, East and West Germans have become much more similar in their levels of life satisfaction, although people in the East still report lower life satisfaction than those in the West. Data from the SOEP-CoV survey show that contrary to some expectations, the crisis triggered by the Corona pandemic has not reversed this trend. Study results nevertheless reveal differences in reactions to the crisis between East and West. In April, when measures to contain the virus went into effect, loneliness and depression increased significantly more in the East than in the West, but as restrictions were loosened, they also decreased faster in the East. More differentiated analyses show that respondents' mental health was associated with factors such as income, gender, and age. Women in the East were affected more by mental health issues than men or women in the West. On the other hand, people under the age of 35 in the East were more resilient to COVID's mental health impacts than their peers in the West, and much more resilient than older generations in the East.

### From the Authors

*“Researchers should especially continue to monitor how depressive affect changes over time. If it continues to rise, this could have significant societal implications. Public debate should emphasize the progress that has been achieved in combating the pandemic to prevent a sense of hopelessness from setting in.”*

Stefan Liebig



[https://doi.org/10.18723/diw\\_wb:2020-38-5](https://doi.org/10.18723/diw_wb:2020-38-5)

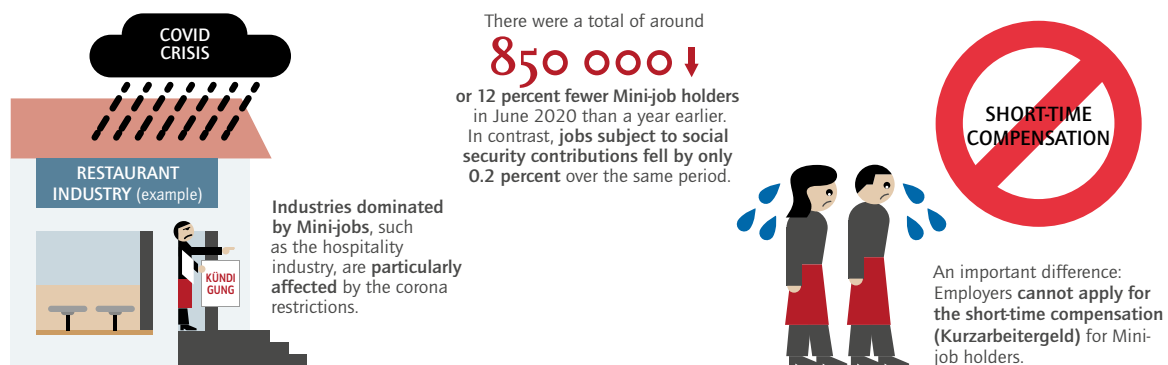
# DIW Weekly Report 45

2020

## Mini-job holders are among the losers in the corona recession

By Markus M. Grabka, Carsten Braband, and Konstantin Göbler

Mini-job holders can be laid off relatively quickly and have been affected severely by the corona crisis



Sources: Minijobzentrale; authors' depictions.

© DIW Berlin 2020

### Abstract

The corona crisis has had significant impacts on marginally employed workers in Germany: Over the course of the year from June 2019 to June 2020, the number of Mini-job holders had fallen by 850,000, or 12 percent. Jobs subject to social insurance contributions fell by just 0.2 percent in comparison. One crucial difference: Mini-job holders are not entitled to short-time compensation (Kurzarbeitergeld). In addition, many Mini-job holders work on fixed-term contracts or none at all. And finally, the restrictions associated with the Corona pandemic have had the most severe impact on industries with a high proportion of Mini-jobs, such as the hospitality industry. All this means that Mini-job holders have become unemployed at a higher rate during the crisis. Regardless of the current situation, marginal employment policy appears to be in need of reform. The number of Mini-job holders rose by 43 percent to 7.6 million between 2003 and 2019, meaning that just under 19 percent of all workers in Germany were marginally employed in 2019. At the same time, the hope that Mini-jobs could act as a stepping stone to jobs that are subject to social insurance contributions has not been fulfilled. Furthermore, Mini-jobs offer false incentives in terms of equality policy. Possible reform approaches would be to lower the low-income threshold and to abolish the exemption from social security contributions for part-time Mini-jobs.

### From the Authors

*“Especially in a recession like the current one, Mini-job holders tend to be laid off quickly. And even aside from this, a Mini-job policy reform is long overdue. The marginal employment sector has grown substantially in recent years, and at the same time, hopes that Mini-jobs could act as a stepping stone to normal jobs that are subject to social security contributions have often failed to materialize.”*

Markus M. Grabka



[https://doi.org/10.18723/diw\\_wb:2020-45-1](https://doi.org/10.18723/diw_wb:2020-45-1)

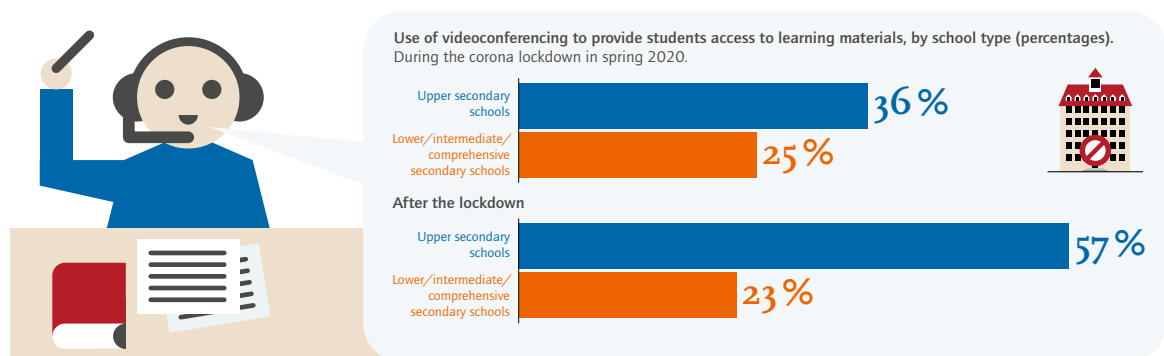
# DIW Weekly Report 47

2020

## Schools in the corona era: Access to learning materials differs, in some cases significantly, by school type and school provider

By Mathias Huebener, C. Katharina Spiess, and Sabine Zinn

Upper secondary school students were more likely to learn through videoconferencing during and after the corona lockdown. Many of the disparities are probably unlikely to reflect pedagogical goals and may reinforce educational inequities.



Source: authors' calculations based on a special survey of the SOEP during the corona pandemic (SOEP-CoV).

© DIW Berlin 2020

### Abstract

The spring 2020 school closings due to the corona pandemic confronted teachers, students, and parents with unprecedented challenges. In this study, researchers used data from SOEP-CoV, a special survey of the SOEP during the corona pandemic, to explore how students received learning materials during the initial lockdown and the period that followed. The results show that access to learning materials differed, in some cases significantly, by school type (upper secondary school versus other secondary school types), school providers (e.g., private versus public schools), and full-day versus half-day options. For example, upper secondary school students were much more likely than other secondary students to receive their learning materials through videoconferencing, both during the lockdown and immediately afterward. Private school students were also more likely than public school students to receive learning materials through videoconferencing during the lockdown and were also more likely to be able to return to regular school after the lockdown. In many cases, these differences are unlikely to reflect pedagogical goals and considerations.

### From the Authors

*“If we want to raise all schools to a similar digital level, swift action is needed. Differences in access to learning materials can be problematic. For example, the fact that videoconferencing was used more with upper secondary school students than with other secondary students during and after lockdown may not make pedagogical sense. It may actually increase educational inequities.”*

C. Katharina Spiess



[https://doi.org/10.18723/diw\\_wb:2020-47-1](https://doi.org/10.18723/diw_wb:2020-47-1)

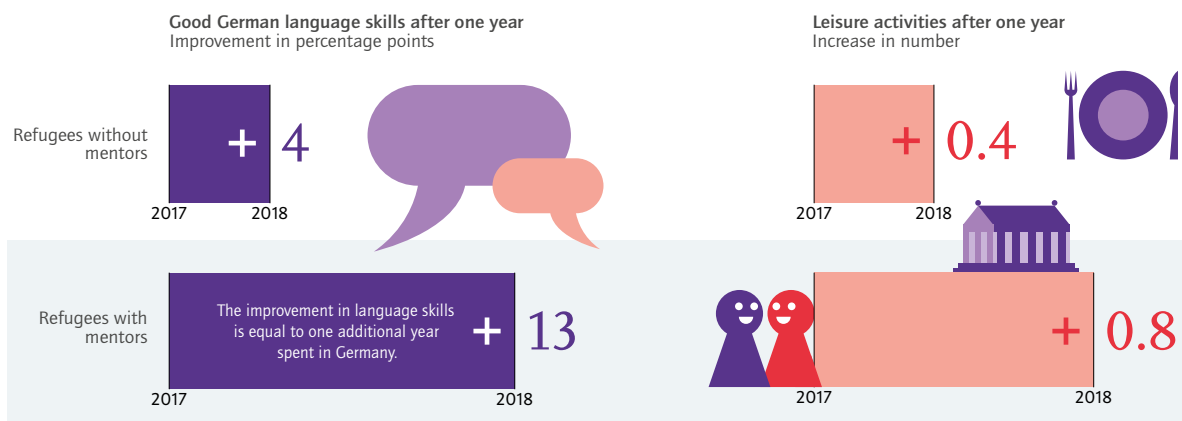
# DIW Weekly Report 49

2020

## Mentoring programs support the integration of refugees

By Magdalena Krieger, Philipp Jaschke, Martin Kroh, Nicolas Legewie, and Lea-Maria Löbel

### Mentorship programs help refugees improve their language skills and become more socially active



Sources: IAB-BAMF-SOEP Refugee Survey v.35 (unweighted), 2017 and 2018 waves; authors' own calculations.

© DIW Berlin 2020

### Abstract

Over a million people sought asylum in Germany between 2014 and 2016. During this time, many Germans began volunteering in various ways to help refugees and mentorship programs in particular gained significance. As this report shows, participating in a mentorship program has a positive impact on refugees: Their language skills improve and they become more socially active. The experience is also a positive one for the mentors, who report wanting to continue their volunteer work with refugees. The results presented in this report emphasize the importance of interaction between refugees and Germans. In the future, access to mentorship programs should be facilitated for additional groups, such as refugee women and refugees in rural areas.

### From the Authors

*“Language and social participation, which improve with the mentorship program, are stepping stones to education and employment. Therefore, it will be exciting to investigate if the program is having medium-term effects in those areas.”*

Magdalena Krieger



[https://doi.org/10.18723/diw\\_dwr:2020-49-1](https://doi.org/10.18723/diw_dwr:2020-49-1)

# DIW aktuell

## DIW aktuell 35

April 23, 2020

### Acceptance of measures to combat the coronavirus remains high, despite loosening of restrictions

By Gert G. Wagner, Simon Kühne, and Nico A. Siegel

In Spring 2020, the vast majority of Germany showed support for the economic and social restrictions implemented to combat the coronavirus and exercised discipline in following the guidelines. Even on Easter weekend, most people adhered to the strict social distancing regulations. However, the introduction of selective measures to loosen restrictions—such as the reopening of many stores and public institutions such as schools—raised hopes of a return to normality. This brought with it the risk that people would become less disciplined. More than a month of data from a daily survey by infratest dimap show only slight signs of fatigue in the population. In addition, the data reveal that around 40 percent of people in Germany felt severely restricted by the measures implemented up to that point. The survey also shows how respondents felt about other measures, such as contact tracing apps and mask mandates.



## DIW aktuell 41

May 12, 2020

### Corona pandemic not affecting all working people equally

By Carsten Schröder, Theresa Entringer, Jan Goebel, Markus M. Grabka, Daniel Graeber, Hannes Kröger, Martin Kroh, Simon Kühne, Stefan Liebig, Jürgen Schupp, Johannes Seebauer, and Sabine Zinn

The corona pandemic and government measures to contain it are changing the lives of working people in Germany. Many are working from home or working reduced hours; others fear being laid off or have already lost their jobs. Self-employed people have faced a drop in demand for their services and a threat to their financial survival. Working people with children or elderly family members encountered particular challenges when childcare and home healthcare services became unavailable. It is obvious that the corona pandemic has not affected all working people in the same ways. And with these inequalities in financial and living situations, worries emerge and grow in different ways. It is already becoming apparent that some groups of working people will cope better with the crisis than others.





## DIW aktuell 46

June 9, 2020

### Lonely but resilient: People coped with the lockdown better than expected

By Theresa Entringer and Hannes Kröger

The measures undertaken to contain the coronavirus outbreak have fundamentally changed the lives of many people in Germany. There has been much speculation in recent weeks about how this will affect not just the economy but also people’s mental health. Economic insecurity, the additional burden of working from home or caring for children, and the lack of social contacts—all these factors could lead to a significant increase in mental stress in the German population. Results based on data from the SOEP-CoV study show that the population coped better than expected with the first month of the lockdown. Although subjective loneliness increased significantly compared to previous years, other indicators of psychological distress (life satisfaction, affective well-being, and depression and anxiety symptomatology) have remained unchanged so far. This indicates high resilience in the population. Special attention should still be given to specific population groups, such as women and younger adults.



## DIW aktuell 47

June 12, 2020

### Corona pandemic becomes a crisis for the self-employed

By Alexander S. Kritikos, Daniel Graeber, and Johannes Seebauer

According to SOEP-CoV survey data from the second quarter of 2020, many self-employed people lost part or all of their income base—at least temporarily—with the decline in demand and many non-pharmaceutical interventions, such as temporary business closures, that followed the onset of the pandemic. Around 60 percent of these individuals lost income, compared with around 15 percent of individuals in dependent employment. Around half of self-employed people who have been negatively affected by the crisis only have enough money on hand to last a maximum of three months. At the same time, the self-employed receive relatively little direct assistance from the government to compensate for their loss of income. Accordingly, many self-employed people are concerned about their financial situation. The comparison with dependent employees illustrates that the corona crisis is also a crisis for the self-employed. To ensure that Germany is an attractive location for business, policy makers should take the self-employed into consideration more in the development of economic and social policies.







## DIW aktuell 52

August 6, 2020

### People overestimate risk of COVID-19 disease but consider individual risk factors

By Ralph Hertwig, Stefan Liebig, Ulman Lindenberger, and Gert G. Wagner

In order to cope with the corona pandemic as appropriately as possible, people need a realistic idea of their own risk of contracting the disease. As a recent analysis of data from the SOEP-CoV study for Spring 2020 shows, most people in Germany were well aware that factors such as age, medical conditions, and occupation have a strong influence on their individual risk of contracting life-threatening COVID-19. At the same time, people significantly overestimate the average risk. This could result in continued adherence to the current safety guidelines, such as social distancing and wearing a mask, even after new infection rates reach low levels. Political leaders are nevertheless called upon to keep the population informed and to increase risk awareness.



## DIW aktuell 54

October 26, 2020

### COVID-19: Most Germans would get vaccinated voluntarily, half favor mandatory vaccination

By Daniel Graeber, Christoph Schmidt-Petri, and Carsten Schröder

Several vaccines against COVID-19 have now been developed and are already being rolled out around the world. The decision whether or not to get vaccinated has so far been left to individual citizens. However, there are good reasons, both in theory and in practice, to believe that the willingness to get vaccinated might not be sufficiently high to achieve herd immunity. A policy of mandatory vaccination could ensure high levels of vaccination coverage, but the legitimacy of such a policy is questionable. We investigate the willingness to get vaccinated and the reasons for acceptance (or rejection) of a policy of mandatory vaccination against COVID-19 in June and July 2020 in Germany based on a representative real-time survey, a random sub-sample (SOEP-CoV) of the German Socio-Economic Panel (SOEP). Our results show that about 70 percent of adults in Germany would voluntarily get vaccinated against the coronavirus if a vaccine without side effects were available. About half of residents of Germany are in favor of, and half against a policy of mandatory vaccination. The approval rate for mandatory vaccination is significantly higher among those who would get vaccinated voluntarily (around 60 percent) than among those who would not get vaccinated voluntarily (27 percent). The individual willingness to get vaccinated and the acceptance of a policy of mandatory vaccination correlates systematically with socio-demographic and psychological characteristics of the respondents. We conclude that as far as people's declared intentions are concerned, herd immunity could be achieved without a policy of mandatory vaccination, but that such a policy might also be found acceptable if it were to become necessary.



# SOEP-Based (S)SCI Publications over the Last Decade

Figure 4

## SOEP-Based (S)SCI Publications 2010–2020

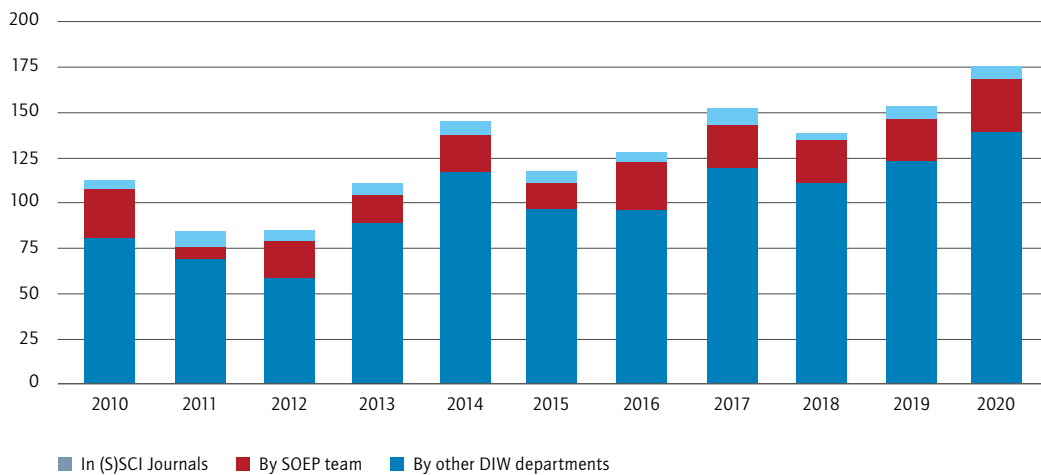
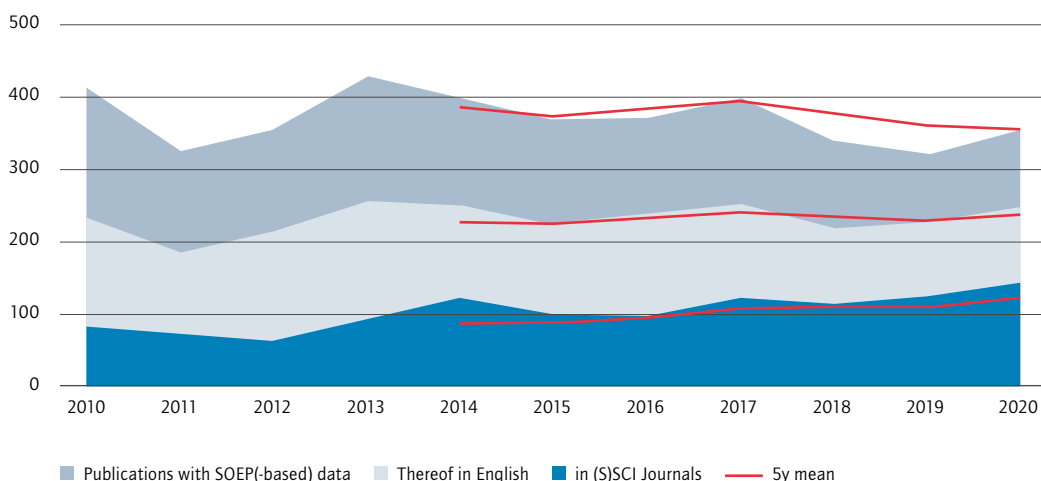


Figure 5

## SOEP-Based Publications 2010–2020



# (S)SCI Publications by SOEP Staff

---

## A

**Adriaans, Jule, Peter Valet, and Stefan Liebig.** 2020. Comparing Administrative and Survey Data: Is Information on Education from Administrative Records of the German Institute for Employment Research Consistent with Survey Self-Reports? *Quality & Quantity* 54, no. February 2020, 3–25. (<http://doi.org/10.1007/s11135-019-00931-4>)

**Arslan, Ruben, Martin Bruemmer, Thomas Dohmen, Johanna Drewelies, Ralph Hertwig, and Gert G. Wagner.** 2020. How People Know their Risk Preference. *Scientific Reports* 10, 15365. (<http://doi.org/10.1038/s41598-020-72077-5>)

## B

**Bönke, Timm, Markus M. Grabka, Carsten Schröder, and Edward N. Wolff.** 2020. A Head-to-Head Comparison of Augmented Wealth in Germany and the United States. *Scandinavian Journal of Economics* 122, no. 3, 1140–1180. (<http://doi.org/10.1111/sjoe.12364>)

**Burauel, Patrick, Marco Caliendo, Markus M. Grabka, Cosima Obst, Malte Preuss, and Carsten Schröder.** 2020. The Impact of the Minimum Wage on Working Hours. *Jahrbücher für Nationalökonomie und Statistik* 240, no. 2–3, 233–267. (<http://doi.org/10.1515/jbnst-2018-0081>)

**Burauel, Patrick, Marco Caliendo, Markus M. Grabka, Cosima Obst, Malte Preuss, Carsten Schröder, and Cornie Shupe.** 2020. The Impact of the German Minimum Wage on Individual Wages and Monthly Earnings. *Jahrbücher für Nationalökonomie und Statistik* 240, no. 2–3, 201–231. (<http://doi.org/10.1515/jbnst-2018-0077>)

## C

**Chopik, William J., Jeewon Oh, Eric S. Kim, Ted Schwaba, Michael D. Krämer, David Richter, and Jacqui Smith.** 2020. Changes in optimism and pessimism in response to life events: Evidence from three large panel studies. *Journal of Research in Personality* 88, no. October 2020, 103985. (<http://doi.org/10.1016/j.jrp.2020.103985>)

## E

**Ebner, Christian, Michael Kühhirt, and Philipp M. Lersch.** 2020. Cohort Changes in the Level and Dispersion of Gender Ideology after German Reunification : Results from a Natural Experiment. *European Sociological Review* 36, no. 5, 814–828. (<http://doi.org/10.1093/esr/jcaa015>)

**Esping-Andersen, Gosta, and Christian Schmitt.** 2020. Multi-dimensional couple bargaining and housework allocation. *Acta Sociologica* 63, no. 1, 3–22. (<http://doi.org/10.1177/0001699319859418>)

## F

**Fischer, Mirjam, and Matthijs Kalmijn.** 2020. Do Adult Men and Women in Same-Sex Relationships Have Weaker Ties to Their Parents? *Journal of Family Psychology* (online first). (<http://doi.org/10.1037/fam0000696>)

**Fossen, Frank M., Levent Neyse, Magnus Johannesson, and Anna Dreber.** 2020. 2D:4D and Self-Employment: A Preregistered Replication Study in a Large General Population Sample. *Entrepreneurship Theory and Practice* (online first). (<http://doi.org/10.1177/1042258720985478>)

**G**

Gebauer, Jochen E., Jennifer Eck, Theresa Entringer, Wiebke Bleidorn, Peter J. Rentfrow, Jeff Potter, and Samuel D. Gosling. 2020. The Well-Being Benefits of Person-Culture Match Are Contingent on Basic Personality Traits. *Psychological Science* 31, no. 10, 1283–1293. (<http://doi.org/10.1177/0956797620951115>)

Graham, Eileen K., et al. 2020. Trajectories of Big Five Personality Traits: A Coordinated Analysis of 16 Longitudinal Samples. *European Journal of Personality* 34, no. 3, 301–321. (<http://doi.org/10.1002/per.2259>)

Graham, Eileen K., et al. 2020. Is Healthy Neuroticism Associated with Health Behaviors? A Coordinated Integrative Data Analysis. *Collabra: Psychology* 6, no. 1, Art. 32. (<http://doi.org/10.1525/collabra.266>)

**H**

Haan, Peter, Daniel Kemptner, and Holger Lüthen. 2020. The Rising Longevity Gap by Lifetime Earnings: Distributional Implications for the Pension System. *Journal of the Economics of Ageing* 17, 100199. (<http://doi.org/10.1016/j.jeoa.2019.100199>)

Hammon, Angelina, and Sabine Zinn. 2020. Multiple imputation of binary multilevel missing not at random data. *Journal of the Royal Statistical Society: Series C (Applied Statistics)* 69, no. 3, 547–564. (<http://doi.org/10.1111/rssc.12401>)

Hoffmann, Rasmus, Hannes Kröger, Lasse Tarkianen, and Pekka Martikainen. 2020. Mortality by Education, Occupational Class and Income in Finland in the 1990s and 2000s. *Longitudinal and Life Course Studies* 11, no. 4, 551–585. (<http://doi.org/10.1332/175795920X15923650647106>)

Hommelhoff, Sabine, David Richter, Cornelia Niessen, Denis Gerstorff, and Jutta Heckhausen. 2020. Being Unengaged at Work but Still Dedicating Time and Energy: A Longitudinal Study. *Motivation Science* 6, no. 4, 368–373. (<http://doi.org/10.1037/mot0000155>)

**J**

Jacobsen, Jannes. 2020. An Investment in the Future: Institutional Aspects of Credential Recognition of Refugees in Germany. *Journal of Refugee Studies (online first)*. (<http://doi.org/10.1093/jrs/fez094>)

Jacobsen, Jannes, and Lukas M. Fuchs. 2020. Can We Compare Conceptions of Democracy in Cross-Linguistic and Cross-National Research?: Evidence from a Random Sample of Refugees in Germany. *Social Indicators Research* 151, no. 2, 669–690. (<http://doi.org/10.1007/s11205-020-02397-6>)

**K**

Kapelle, Nicole, and Philipp M. Lersch. 2020. The Accumulation of Wealth in Marriage: Over-Time Change and Within-Couple Inequalities. *European Sociological Review* 36, no. 4, 580–593. (<http://doi.org/10.1093/esr/jcaa006>)

Krämer, Michael D., and Joseph Lee Rodgers. 2020. The impact of having children on domain-specific life satisfaction: A quasi-experimental longitudinal investigation using the Socio-Economic Panel (SOEP) data. *Journal of Personality and Social Psychology* 119, no. 6, 1497–1514. (<http://doi.org/10.1037/pspp0000279>)

Krieger, Magdalena. 2020. Agents of Socialization and Female Migrants' Employment: The Influence of Mothers and the Country Context. *European Sociological Review* 36, no. 6, 902–919. (<http://doi.org/10.1093/esr/jcaa029>)

Krieger, Magdalena. 2020. Tied and Troubled: Revisiting Tied Migration and Subsequent Employment. *Journal of Marriage and Family* 82, no. 3, 934–952. (<http://doi.org/10.1111/jomf.12620>)

Kröger, Hannes, and Liliya Leopold. 2020. Education Differences in Women's Body Weight Trajectories: The Role of Motherhood. *PLoS one* 15, no. 9, e0236487. (<http://doi.org/10.1371/journal.pone.0236487>)

Kuhn, Ursina, Markus M. Grabka, and Christian Suter. 2020. Early retirement as a privilege for the rich? A comparative analysis of Germany and Switzerland. *Advances in Life Course Research (online first)*, 100392. (<http://doi.org/10.1016/j.alcr.2020.100392>)

**Kühne, Simon, Martin Kroh, Stefan Liebig, and Sabine Zinn.** 2020. The Need for Household Panel Surveys in Times of Crisis: The Case of SOEP-CoV. *Survey Research Methods* 14, no. 2, 195-203. (<http://doi.org/10.18148/srm/2020.v14i2.7748>)

**L**  
**Lautenbacher, Leopold Maria, and Levent Neyse.** 2020. Depression, Neuroticism and 2D:4D Ratio: Evidence from a Large, Representative Sample. *Scientific Reports* 10, 11136. (<http://doi.org/10.1038/s41598-020-67882-x>)

**Lersch, Philipp M., Wiebke Schulz, and George Leckie.** 2020. The Variability of Occupational Attainment: How Prestige Trajectories Diversified within Birth Cohorts over the Twentieth Century. *American Sociological Review* 85, no. 6, 1084-1116. (<http://doi.org/10.1177/0003122420966324>)

**Löbel, Lea-Maria.** 2020. Family Separation and Refugee Mental Health: A Network Perspective. *Social Networks* 61, no. May 2020, 20-33. (<http://doi.org/10.1016/j.socnet.2019.08.004>)

**Ludwigs, Kai, Richard Lucas, Ruut Veenhoven, David Richter, and Lidia Arends.** 2020. Can Happiness Apps Generate Nationally Representative Datasets? A Case Study Collecting Data on People's Happiness Using the German Socio-Economic Panel. *Applied Research in Quality of Life* 15, no. 4, 1135-1149. (<http://doi.org/10.1007/s11482-019-09723-2>)

**M**  
**Mantantzis, Konstantinos, et al.** 2020. Poor Glucose Regulation is Associated with Declines in Well-Being among Older Men, but not Women. *Psychology and Aging* 35, no. 2, 204-211. (<http://doi.org/10.1037/pag0000404>)

**Mantantzis, Konstantinos, Johanna Drewelies, Sandra Düzel, Elisabeth Steinhagen-Thiessen, Ilja Demuth, Gert G. Wagner, Ulman Lindenberger, and Denis Gerstorf.** 2020. Dehydration Predicts Longitudinal Decline in Cognitive Functioning and Well-Being Among Older Adults. *Psychology and Aging* 35, no. 4, 517-528. (<http://doi.org/10.1037/pag0000471>)

**N**  
**Neyse, Levent, Ferdinand M. Vieider, Patrick Ring, Catharina Probst, Christian Kaernbach, Thilo van Eimeren, and Ulrich Schmidt.** 2020. Risk attitudes and digit ratio (2D:4D): Evidence from prospect theory. *Journal of Risk and Uncertainty* 60, no. 1, 29-51. (<http://doi.org/10.1007/s11166-020-09321-w>)

**Nutz, Theresa, and Philipp M. Lersch.** 2020. Gendered employment trajectories and individual wealth at older ages in Eastern and Western Germany. *Advances in Life Course Research (online first)*, 100374. (<http://doi.org/10.1016/j.alcr.2020.100374>)

**O**  
**Okubo, Toshihiro, Daiju Narita, Katrin Rehdanz, and Carsten Schröder.** 2020. Preferences for Nuclear Power in Post-Fukushima Japan: Evidence from a Large Nationwide Household Survey. *Energies* 13, no. 11, 2938. (<http://doi.org/10.3390/en13112938>)

**P**  
**Potter, Sophie, et al.** 2020. Trajectories of Multiple Subjective Well-Being Facets Across Old Age: The Role of Health and Personality. *Psychology and Aging* 35, no. 6, 894-909. (<http://doi.org/10.1037/pag0000459>)

**R**  
**Rebitschek, Felix G., and Gert G. Wagner.** 2020. Akzeptanz von assistiven Robotern im Pflege- und Gesundheitsbereich: Repräsentative Daten zeichnen ein klares Bild für Deutschland. *Zeitschrift für Gerontologie und Geriatrie* 53, no. 7, 637-643. (<http://doi.org/10.1007/s00391-020-01780-9>)

**Robinson, Rachel, et al.** 2020. Mental health outcomes of adults born very preterm or with very low birth weight: A systematic review. *Seminars in Fetal and Neonatal Medicine* 25, no. 3, 101113. (<https://doi.org/10.1016/j.siny.2020.101113>)

**S**

**Sakshaug, Joseph W., Sebastian Hülle, Alexandra Schmucker, and Stefan Liebig.** 2020. Panel Survey Recruitment With or Without Interviewers? Implications for Nonresponse, Panel Consent, and Total Recruitment Bias. *Journal of Survey Statistics and Methodology* 8, no. 3, 540–565. (<http://doi.org/10.1093/jssam/smz012>)

**Schmelzer, Paul, and Thorsten Schneider.** 2020. Consequences of Overeducation among Career Starters in Germany: A Trap for the Vocationally Trained as well as for University Graduates? *European Sociological Review* 36, no. 3, 413–428. (<http://doi.org/10.1093/esr/jcz061>)

**Schröder, Carsten, Charlotte Bartels, Markus M. Grabka, Johannes König, Martin Kroh, and Rainer Siegers.** 2020. A Novel Sampling Strategy for Surveying High Net-Worth Individuals: A Pretest Using the Socio-Economic Panel. *Review of Income and Wealth* 66, no. 4, 825–849. (<http://doi.org/10.1111/roiw.12452>)

**Schröder, Carsten, Charlotte Bartels, Markus M. Grabka, Martin Kroh, and Rainer Siegers.** 2020. A Novel Sampling Strategy for Surveying High-Worth Individuals – An Application Using the Socio-Economic Panel. *Review of Income and Wealth* 66, no. 4, 825–849. (<http://doi.org/10.1111/roiw.12452>)

**Schröder, Carsten, Johannes König, Alexandra Fedorets, Jan Goebel, Markus M. Grabka, Holger Lüthen, Maria Metzger, Felicitas Schikora, and Stefan Liebig.** 2020. The economic research potentials of the German Socio-Economic Panel study. *German Economic Review* 21, no. 3, 335–371. (<http://doi.org/10.1515/ger-2020-0033>)

**Schröder, Carsten, and Shlomo Yitzhaki.** 2020. Exploring the Robustness of Country Rankings by Educational Attainment. *Journal of Economics* 129, no. 3, 271–296. (<https://doi.org/10.1007/s00712-019-00682-8>)

**T**

**Tibubos, Ana N., and Hannes Kröger.** 2020. A cross-cultural comparison of the ultrabrief mental health screeners PHQ-4 and SF-12 in Germany. *Psychological Assessment* 32, no. 7, 690–697. (<http://doi.org/10.1037/pas0000814>)

**Tisch, Daria, and Philipp M. Lersch.** 2020. Distributive Justice in Marriage: Experimental Evidence on Beliefs about Fair Savings Arrangements. *Journal of Marriage and Family* (online first). (<http://doi.org/10.1111/jomf.12694>)

**V**

**Vidal, Sergi, Philipp M. Lersch, Marita Jacob, and Karsten Hank.** 2020. Interdependencies in Mothers' and Daughters' Work-Family Life Course Trajectories: Similar but Different? *Demography* 57, 1483–1511. (<http://doi.org/10.1007/s13524-020-00899-z>)

**W**

**Walther, Lena, Lukas M. Fuchs, Jürgen Schupp, and Christian von Scheve.** 2020. Living Conditions and the Mental Health and Well-being of Refugees: Evidence from a Large-Scale German Survey. *Journal of Immigrant and Minority Health* 22, no. 5, 903–913. (<http://doi.org/10.1007/s10903-019-00968-5>)

**Walther, Lena, Hannes Kröger, Ana Nanette Tibubos, Thi Minh Tam Ta, Christian von Scheve, Jürgen Schupp, Eric Hahn, and Malek Bajbouj.** 2020. Psychological distress among refugees in Germany: a cross-sectional analysis of individual and contextual risk factors and potential consequences for integration using a nationally representative survey. *BMJ Open* 10, no. 8, e033658. (<http://doi.org/10.1136/bmjopen-2019-033658>)

**Weston, Sara J., et al.** 2020. Is Healthy Neuroticism Associated with Chronic Conditions? A Coordinated Integrative Data Analysis. *Collabra: Psychology* 6, no. 1, Art. 42, 16 S. (<http://doi.org/10.1525/collabra.267>)

**Z**

**Zinn, Sabine, and Timo Gnamb.** 2020. Analyzing Nonresponse in Longitudinal Surveys Using Bayesian Additive Regression Trees: A Nonparametric Event History Analysis. *Survey Research Methods* (online first). (<http://doi.org/10.1177/0894439320928242>)

# (S)SCI Publications by the SOEP User Community

---

## A

**Akbulut-Yuksel, Mevlude, Dozie Okoye, and Mutlu Yuksel.** 2020. Social Changes in Impressionable Years and Adult Political Attitudes: Evidence from Jewish Expulsions in Nazi Germany. *Economic Inquiry* 58, no. 1, 184-208. (<http://doi.org/10.1111/ecin.12843>)

**Arndt, H. Lukas R.** 2020. Varieties of Affluence: How Political Attitudes of the Rich Are Shaped by Income or Wealth. *European Sociological Review* 36, no. 1, 136-158. (<http://doi.org/10.1093/esr/jcz051>)

**Arránz Becker, Oliver, and Katharina Loter.** 2020. Socio-Economic Family Background and Adult Children's Health in Germany: The Role of Intergenerational Transmission of Education. *European Sociological Review* (online first). (<http://doi.org/10.1093/esr/jcaa063>)

**Asselmann, Eva, and Jule Specht.** 2020. Taking the Ups and Downs at the Rollercoaster of Love: Associations between Major Relationship Events and the Big Five Personality Traits. *Developmental Psychology* 56, no. 9, 1803-1816. (<http://doi.org/10.1037/dev0001047>)

**Asselmann, Eva, and Jule Specht.**

2020. Till death do us part: Transactions between losing one's spouse and the Big Five personality traits. *Journal of Personality* 88, no. 4, 659-675. (<http://doi.org/10.1111/jopy.12517>)

**Augustijn, Lara.** 2020. The intergenerational transmission of loneliness between parents and their adult children. *Journal of Family Research* (online first). (<http://doi.org/10.20377/jfr-365>)

**Augustijn, Lara.** 2020. The intergenerational transmission of psychological well-being - evidence from the German Socio-Economic Panel Study (SOEP). *Journal of Family Studies* (online first), 1-17. (<http://doi.org/10.1080/013229400.2020.1741427>)

**Ayaita, Adam, and Kathleen Stürmer.** 2020. Risk Aversion and the Teaching Profession: An Analysis Including Different Forms of Risk Aversion, Different Control Groups, Selection and Socialization Effects. *Education Economics* 28, no. January 2020, 4-25. (<http://doi.org/10.1080/09645292.2019.1675592>)

## B

**Bacon, Philomena M., Anna Conte, and Peter G. Moffatt.** 2020. A test of risk vulnerability in the wider population. *Theory and Decision* 88, no. 1, 37-50. (<http://doi.org/10.1007/s11238-019-09708-5>)

**Baetschmann, Gregori, Alexander Ballantyne, Kevin E. Staub, and Rainer Winkelmann.** 2020. feologit: A new command for fitting fixed-effects ordered logit models. *The Stata Journal* 20, no. 2, 253-275. (<http://doi.org/10.1177/1536867x20930984>)

**Barigozzi, Francesca, and Ester Manna.** 2020. Envy in mission-oriented organisations. *Journal of Economic Behavior & Organization* 179, no. November 2020, 395-424. (<http://doi.org/10.1016/j.jebo.2020.09.011>)

**Beblo, Miriam, and Anne Solaz.** 2020. New spouse, same chores? The division of household labor in consecutive unions. *Socio-Economic Review* 18, no. 1, 163-191. (<http://doi.org/10.1093/ser/mwy014>)

**Bellani, Daniela, and Gosta Esping-Andersen.** 2020. Gendered Time Allocation and Divorce: A Longitudinal Analysis of German and American Couples. *Family Relations* 69, no. 1, 207-226. (<http://doi.org/10.1111/fare.12405>)

**Bethhäuser, Bastian A.**

2020. Left behind? Over-time change in the social mobility of children from unskilled working-class backgrounds in Germany. *Acta Sociologica* 63, no. 2, 133–155. (<http://doi.org/10.1177/0001699319868524>)

**Bialas, Ulrike.** 2020. The Effect of Offspring Sex on Parents' Migration Probabilities and Outcomes—A Natural Experiment. *Sociological Inquiry* (online first). (<http://doi.org/10.1111/soin.12399>)

**Bialowski, Piotr, and Dorota Weziak-Bialowolska.** 2020. Longitudinal Evidence for Reciprocal Effects Between Life Satisfaction and Job Satisfaction. *Journal of Happiness Studies* (online first). (<http://doi.org/10.1007/s10902-020-00273-1>)

**Biewen, Martin, Bernd Fitzenberger, and Matthias Seckler.** 2020. Counterfactual quantile decompositions with selection correction taking into account Huber/Melly (2015): An application to the German gender wage gap. *Labour Economics* 67, 101927. (<http://doi.org/10.1016/j.labeco.2020.101927>)

**Blanke, Elisabeth S., Annette Brose, Elise K. Kalokerinos, Yasemin Erbas, Michaela Riediger, and Peter Kuppens.** 2020. Mix it to fix it: Emotion regulation variability in daily life. *Emotion* 20, no. 3, 473–485. (<http://doi.org/10.1037/emo0000566>)

**Blanke, Elisabeth S., Elise K. Kalokerinos, Michaela Riediger, and Annette Brose.** 2020. The shape of emotion regulation: Trait emotion regulation as density distributions of states. *European Journal of Psychological Assessment* 36, no. 3, 447–455. (<http://doi.org/10.1027/1015-5759/a000586>)

**Blanke, Elisabeth S., Mirjam J. Schmidt, Michaela Riediger, and Annette Brose.** 2020. Thinking mindfully: How mindfulness relates to rumination and reflection in daily life. *Emotion* 20, no. 8, 1369–1381. (<http://doi.org/10.1037/emo0000659>)

**Borah, Melanie.** 2020. Estimating Extended Income Equivalence Scales from Income Satisfaction and Time Use Data. *Social Indicators Research* 149, no. 2, 687–718. (<http://doi.org/10.1007/s11205-019-02262-1>)

**Brachert, Matthias, Walter Hyll, and Abdolkarim Sadrieh.** 2020. Entry into self-employment and individuals' risk-taking propensities. *Small Business Economics* 55, no. 4, 1057–1074. (<http://doi.org/10.1007/s11187-019-00173-6>)

**Brandt, Naemi D., Michael Becker, Julia Tetzner, Martin Brunner, Poldi Kuhl, and Kai Maaz.** 2020. Personality Across the Lifespan: Exploring Measurement Invariance of a Short Big Five Inventory From Ages 11 to 84. *European Journal of Psychological Assessment* 36, no. 1, 162–173. (<http://doi.org/10.1027/1015-5759/a000490>)

**Brell, Courtney, Christian Dustmann, and Ian Preston.** 2020. The Labor Market Integration of Refugee Migrants in High-Income Countries. *Journal of Economic Perspectives* 34, no. 1, 94–121. (<http://doi.org/10.1257/jep.34.1.94>)

**Brücker, Herbert, Yuliya Kosyakova, and Ehsan Vallizadeh.** 2020. Has there been a "refugee crisis"? New insights on the recent refugee arrivals in Germany and their integration prospects. *Soziale Welt* 71, no. 1–2, 24–53. (<http://doi.org/10.5771/0038-6073-2020-1-2-24>)

**Brülle, Jan.** 2020. Dualisation versus targeting? Public transfers and poverty risks among the unemployed in Germany and Great Britain. *Acta Sociologica* (online first). (<http://doi.org/10.1177/0001699320974740>)

**Budría, Santiago, and Juliette Milgram Baleix.** 2020. Offshoring, job satisfaction and job insecurity. *Economics: The Open-Access, Open-Assessment E-Journal* 14, no. 23, 1–32. (<http://doi.org/10.5018/economics-ejournal.ja.2020-23>)

**Bünning, Mareike.** 2020. Paternal Part-Time Employment and Fathers' Long-Term Involvement in Child Care and Housework. *Journal of Marriage and Family* 82, no. 2, 566–586. (<http://doi.org/10.1111/jomf.12608>)

**Busch, Christopher, Dirk Krueger, Alexander Ludwig, Irina Popova, and Zainab Iftikhar.** 2020. Should Germany have built a new wall? Macroeconomic lessons from the 2015–18 refugee wave. *Journal of Monetary Economics* 113, 28–55. (<http://doi.org/10.1016/j.jmoneco.2020.04.004>)



**Busch, Felix.** 2020. Gender Segregation, Occupational Sorting, and Growth of Wage Disparities Between Women. *Demography* 57, no. 3, 1063–1088. (<http://doi.org/10.1007/s13524-020-00887-3>)

## C

**Caliendo, Marco, Deborah A. Cobb-Clark, Helke Seitz, and Arne Uhlenndorff.** 2020. Locus of Control and Investment in Training. *Journal of Human Resources* (online first). (<http://doi.org/10.3368/jhr.57.4.0318-9377R2>)

**Careja, Romana, Hans-Jürgen Andreß, and Marco Giesselmann.** 2020. What Difference Does a Negative Opinion Climate Make? Assessing Immigrants' Low-Wage Risks in Times of Heightened Anti-Immigrant Attitudes. *KZfSS Kölner Zeitschrift für Soziologie und Sozialpsychologie* 72, no. 2, 265–288. (<http://doi.org/10.1007/s11577-020-00697-w>)

**Cobb-Clark, Deborah A., Sarah Dahmann, and Nathan Kettlewell.** 2020. Depression, Risk Preferences and Risk-Taking Behavior. *Journal of Human Resources* (online first). (<http://doi.org/10.3368/jhr.58.1.0419-10183R1>)

## D

**D'Ambrosio, Conchita, Markus Jäntti, and Anthony Lepinteur.** 2020. Money and Happiness: Income, Wealth and Subjective Well-Being. *Social Indicators Research* 148, no. 1, 47–66. (<http://doi.org/10.1007/s11205-019-02186-w>)

**Deter, Max.** 2020. Hartz and Minds: Happiness Effects of Reforming an Employment Agency. *Journal of Happiness Studies* (online first). (<http://doi.org/10.1007/s10902-020-00297-7>)

## E

**Eberl, Andreas.** 2020. The effect of informal caregiving on social capital investments. *Social Science Research* 85, no. January 2020, 102319. (<http://doi.org/10.1016/j.ssresearch.2019.06.010>)

**Eberl, Andreas, and Matthias Collischon.** 2020. The Link between Relative Pay and Job Satisfaction Revisited. *European Sociological Review* (online first). (<http://doi.org/10.1093/esr/jcaa045>)

**Eckhard, Jan.** 2020. Social isolation as a consequence of transitions in partner relationships: How formations and endings of partner relationships affect the risk of social disconnectedness. *Journal of Family Research* (online first). (<http://doi.org/10.20377/jfr-367>)

**Ehlert, Andree, Jan Seidel, and Ursula Weisenfeld.** 2020. Trouble on my mind: the effect of catastrophic events on people's worries. *Empirical Economics* 59, no. 2, 951–975. (<http://doi.org/10.1007/s00181-019-01682-9>)

**Ehrlich, Ulrike, Lara Minkus, and Moritz Heß.** 2020. Einkommensrisiko Pflege? Der Zusammenhang von familiärer Pflege und Lohn. *Zeitschrift für Gerontologie und Geriatrie* 53, no. 1, 22–28. (<http://doi.org/10.1007/s00391-019-01666-5>)

**Ehrlich, Ulrike, Katja Möhring, and Sonja Drobnič.** 2020. What Comes after Caring? The Impact of Family Care on Women's Employment. *Journal of Family Issues* 41, no. 9, 1387–1419. (<http://doi.org/10.1177/0192513x19880934>)

**Eibich, Peter, and Thomas Siedler.** 2020. Retirement, Intergenerational Time Transfers, and Fertility. *European Economic Review* 124, no. May 2020, 103392. (<http://doi.org/https://doi.org/10.1016/j.euroecorev.2020.103392>)

**Eisnecker, Philipp Simon.** 2020. Non-migrants' and migrants' interethnic relationships: the third party role of cohabiting partners. *Ethnic and Racial Studies* (online first). (<http://doi.org/10.1080/01419870.2020.1854811>)

**Esche, Frederike.** 2020. Is the problem mine, yours, or ours? The impact of unemployment on couples' life satisfaction and specific domain satisfaction. *Advances in Life Course Research* 46, 100354. (<http://doi.org/10.1016/j.alcr.2020.100354>)

**Everding, Jakob, and Jan Marcus.** 2020. The Effect of Unemployment on the Smoking Behavior of Couples. *Health Economics* 29, no. 2, 154–170. (<http://doi.org/10.1002/hec.3961>)

## F

**Fackler, Daniel, and Eva Hank.** 2020. Who buffers income losses after job displacement? The role of alternative income sources, the family, and the state. *Labour* 34, no. 3, 239–276. (<http://doi.org/10.1111/labr.12170>)

**Fendel, Tanja.** 2020. How Elastic is the Labour Supply of Female Migrants Relative to the Labour Supply of Female Natives? *De Economist* 168, no. 4, 475–517. (<http://doi.org/10.1007/s10645-020-09368-9>)

**Fink, Alexander.** 2020. German income taxation and the timing of marriage. *Applied Economics* 52, no. 5, 475–489. (<http://doi.org/10.1080/00036846.2019.1646873>)

**Fischer, Björn, and Kai-Uwe Müller.** 2020. Time to care? The effects of retirement on informal care provision. *Journal of Health Economics* 73, 102350. (<http://doi.org/10.1016/j.jhealeco.2020.102350>)

**Florean, Daniele, and Henriette Engelhardt-Woelfler.** 2020. His and her working hours and well-being in Germany: A longitudinal crossover-spillover analysis. *Journal of Family Research* 32, no. 2, 249–273. (<http://doi.org/10.20377/jfr-372>)

**Fossen, Frank M., Ray Rees, Davud Rostam-Afschar, and Viktor Steiner.** 2020. The effects of income taxation on entrepreneurial investment: A puzzle? *International Tax and Public Finance* 27, no. 6, 1321–1363. (<http://doi.org/10.1007/s10797-020-09606-5>)

**Friehe, Tim, and Markus Pannenberg.** 2020. Time Preferences and Overconfident Beliefs: Evidence from Germany. *Journal of Behavioral and Experimental Economics (online first)*, 101651. (<http://doi.org/10.1016/j.soceco.2020.101651>)

**Friehe, Tim, and Markus Pannenberg.** 2020. Time preferences and political regimes: Evidence from reunified Germany. *Journal of Population Economics* 33, no. 1, 349–387. (<http://doi.org/10.1007/s00148-019-00728-7>)

**Fuchs, Lukas M., Yu Fan, and Christian von Scheve.** 2020. Value Differences between Refugees and German Citizens: Insights from a Representative Survey. *International Migration (online first)*. (<http://doi.org/10.1111/imig.12795>)

**G**  
**Gerhards, Jürgen, and Julia Tuppatt.** 2020. Gendered Pathways to Integration: Why Immigrants' Naming Practices Differ by the Child's Gender. *KZfSS Kölner Zeitschrift für Soziologie und Sozialpsychologie* 72, no. 4, 597–625. (<http://doi.org/10.1007/s11577-020-00717-9>)

**German, Cubas, and Silos Pedro.** 2020. Social Insurance and Occupational Mobility. *International Economic Review* 61, no. 1, 219–240. (<http://doi.org/10.1111/iere.12422>)

**Ghetta, Anja, Andreas Hirschi, Mo Wang, Jérôme Rossier, and Anne Herrmann.** 2020. Birds of a feather flock together: How congruence between worker and occupational personality relates to job satisfaction over time. *Journal of Vocational Behavior* 119, no. June 2020, 103412. (<http://doi.org/10.1016/j.jvb.2020.103412>)

**Giebe, Chris, and Thomas Rigotti.** 2020. A typological approach of perceived resource fluctuations after job transitions in a representative panel study. *European Journal of Work and Organizational Psychology* 29, no. 5, 764–775. (<http://doi.org/10.1080/1359432X.2020.1756261>)

**Gill, Andrew, and Kristin J. Kleinjans.** 2020. The effect of the fall of the Berlin Wall on children's noncognitive skills. *Applied Economics* 52, no. 51, 5595–5612. (<http://doi.org/10.1080/00036846.2020.1770189>)

**Görlitz, Katja, and Marcus Tamm.** 2020. Parenthood and smoking. *Economics & Human Biology* 38, no. August 2020, 100874. (<http://doi.org/10.1016/j.ehb.2020.100874>)

**Grätz, Michael, and Øyvind N. Wiborg.** 2020. Reinforcing at the Top or Compensating at the Bottom? Family Background and Academic Performance in Germany, Norway, and the United States. *European Sociological Review* 36, no. 3, 381–394. (<http://doi.org/10.1093/esr/jcz069>)

**Grochtdreis, Thomas, Hans-Helmut König, Steffi G. Riedel-Heller, and Judith Dams.** 2020. Health-Related Quality of Life of Asylum Seekers and Refugees in Germany: A Cross-Sectional Study with Data from the German Socio-Economic Panel. *Applied Research in Quality of Life (online first)*. (<http://doi.org/10.1007/s11482-020-09877-4>)

**Guichard, Lucas.** 2020. Self-selection of Asylum Seekers: Evidence From Germany. *Demography* 57, no. 3, 1089–1116. (<http://doi.org/10.1007/s13524-020-00873-9>)

**H**  
**Hajek, André, and Hans-Helmut König.** 2020. Prevalence and Correlates of Individuals Screening Positive for Depression and Anxiety on the PHQ-4 in the German General Population: Findings from the Nationally Representative German Socio-Economic Panel (GSOEP). *International Journal of Environmental Research and Public Health* 17, no. 21, 7865. (<http://doi.org/10.3390/ijerph17217865>)

**Hartmann, Jörg, and Jan-Philip Steinmann.** 2020. Do Gender-role Values Matter? Explaining New Refugee Women's Social Contact in Germany. *International Migration Review (online first)*. (<http://doi.org/10.1177/0197918320968481>)

**Heilmann, Lisanne.** 2020. Health and numeracy: the role of numeracy skills in health satisfaction and health-related behaviour. *ZDM 52, no. 3, 407-418*. (<http://doi.org/10.1007/s11858-019-01106-z>)

**Hennecke, Marie, Paul Schumann, and Jule Specht.** 2020. Age-related differences in actual-ideal personality trait level discrepancies. *Psychology and Aging 35, no. 7, 1000-1015*. (<http://doi.org/10.1037/pag0000573>)

**Hennecke, Marie, Paul Schumann, and Jule Specht.** 2020. Age-related differences in actual-ideal personality trait level discrepancies. *Psychology and Aging 35, no. 7, 1000-1015*. (<http://doi.org/10.1037/pag0000573>)

**Hernandez, Diego, and Michael Schlander.** 2020. Income loss after a cancer diagnosis from the patient perspective: An analysis based upon the German Socio-Economic Panel (SOEP) survey (Meeting Abstract: 1590MO). *Annals of Oncology 31, no. 4, S962*. (<http://doi.org/10.1016/j.annonc.2020.08.1900>)

**Herzing, Jessica M. E.** 2020. Investigation of alternative interface designs for long-list questions—the case of a computer-assisted survey in Germany. *International Journal of Social Research Methodology 23, no. 6, 639-650*. (<http://doi.org/10.1080/13645579.2020.1723201>)

**Huang, Shan, and Martin Salm.** 2020. The effect of a ban on gender-based pricing on risk selection in the German health insurance market. *Health Economics 29, no. 1, 3-17*. (<http://doi.org/10.1002/hec.3958>)

**Hübgen, Sabine.** 2020. Understanding lone mothers' high poverty in Germany: Disentangling composition effects and effects of lone motherhood. *Advances in Life Course Research 44, no. June 2020, 100327*. (<http://doi.org/10.1016/j.alcr.2020.100327>)

**Huebener, Mathias, Astrid Pape, and C. Katharina Spieß.** 2020. Parental Labour Supply Responses to the Abolition of Day Care Fees. *Journal of Economic Behavior & Organization 180, no. December 2020, 510-543*. (<http://doi.org/10.1016/j.jebo.2020.09.019>)

**Huss, Björn, and Matthias Pollmann-Schult.** 2020. Don't blame the kids: Mothers' satisfaction with different life domains after union dissolution. *Journal of Family Studies (online first)*. (<http://doi.org/10.1080/13229400.2020.1818606>)

**Jaehrling, Karen, and Thorsten Kalina.** 2020. 'Grey zones' within dependent employment: formal and informal forms of on-call work in Germany. Transfer. *European Review of Labour and Research 26, no. 4, 447-463*. (<http://doi.org/10.1177/1024258920937960>)

**Jirjahn, Uwe, and Cornelia Chadi.** 2020. Out-Of-Partnership Births in East and West Germany. *Review of Economics of the Household 18, no. 3, 853-881*. (<http://doi.org/10.1007/s11150-019-09463-0>)

## K

**Kaiser, Till, Marie Hennecke, and Maike Luhmann.** 2020. The interplay of domain-and life satisfaction in predicting life events. *PLOS ONE 15, no. 9, e0238992*. (<http://doi.org/10.1371/journal.pone.0238992>)

**Kelle, Nadiya.** 2020. Combining employment and care-giving: how differing care intensities influence employment patterns among middle-aged women in Germany. *Ageing and Society 40, no. 5, 925-943*. (<http://doi.org/10.1017/S0144686X18001423>)

**Kesternich, Iris, James P. Smith, Joachim K. Winter, and Maximiliane Hörl.** 2020. Early-Life Circumstances Predict Measures of Trust among Adults: Evidence from Hunger Episodes in Post-War Germany. *Scandinavian Journal of Economics 122, no. 1, 280-305*. (<http://doi.org/10.1111/sjoe.12329>)

**Kim, Seong Hee, and Byung-Yeon Kim.** 2020. Migration and trust: Evidence from West Germany after unification. *Journal of Economic Behavior & Organization 179, no. November 2020, 425-441*. (<http://doi.org/10.1016/j.jebo.2020.09.014>)

**Kley, Stefanie, and Anna Stenpaß.** 2020. Intergenerational transmission of housing choice: The relevance of green spaces for moving into a family house across social class. *Population, Space and Place 26, no. 2, e2299*. (<http://doi.org/10.1002/psp.2299>)

**Klug, Katharina, Eva Selenko, and Jean-Yves Gerlitz.** 2020. Working, but not for a living: a longitudinal study on the psychological consequences of economic vulnerability among German employees. *European Journal of Work and Organizational Psychology (online first)*. (<http://doi.org/10.1080/1359432X.2020.1843533>)

**Kneip, Alois, Monika Merz, and Lidia Storjohann.** 2020. Aggregation and Labor Supply Elasticities. *Journal of the European Economic Association* 18, no. 5, 2315–2235. (<http://doi.org/10.1093/jeea/jvz039>)

**Knöchelmann, Anja, Sebastian Günther, Irene Moor, Nico Seifert, and Matthias Richter.** 2020. Social mobility, accumulation of disadvantages and health. An analysis with retrospective data from the GSOEP (2002–14). *European Journal of Public Health* 30, no. 1, 98–104. (<http://doi.org/10.1093/eurpub/ckz128>)

**Korff, Jörg, and Torsten Biemann.** 2020. Adjusting the lookout: Subjective health, loneliness, and life satisfaction predict future time perspective. *Psychology and Aging* 28, no. 5, 1170–1183. (<http://doi.org/10.1037/pag0000513>)

**Kosse, Fabian, Thomas Deckers, Pia Pinger, Hannah Schildberg-Hörisch, and Armin Falk.** 2020. The Formation of Prosociality: Causal Evidence on the Role of Social Environment. *Journal of Political Economy* 128, no. 2, 434–467. (<http://doi.org/10.1086/704386>)

**Kosyakova, Yuliya, and Hanna Brenzel.** 2020. The role of length of asylum procedure and legal status in the labour market integration of refugees in Germany. *Soziale Welt* 71, no. 1–2, 123–159. (<http://doi.org/10.5771/0038-6073-2020-1-2-123>)

**Kosyakova, Yuliya, and Herbert Brücker.** 2020. Seeking Asylum in Germany: Do Human and Social Capital Determine the Outcome of Asylum Procedures? *European Sociological Review* 36, no. 5, 663–683. (<http://doi.org/10.1093/esr/jcaa013>)

**Kratz, Fabian.** 2020. On the way from misery to happiness? A longitudinal perspective on economic migration and well-being. *Migration Studies* 8, no. 3, 307–355. (<http://doi.org/10.1093/migration/mny040>)

**Kratz, Fabian, and Alexander Patzina.** 2020. Endogenous Selection Bias and Cumulative Inequality over the Life Course: Evidence from Educational Inequality in Subjective Well-Being. *European Sociological Review* 36, no. 3, 333–350. (<http://doi.org/10.1093/esr/jcaa003>)

**Kress, Sara, Oliver Razum, Kim Alexandra Zolitschka, Jürgen Breckenkamp, and Odile Sauzet.** 2020. Does social cohesion mediate neighbourhood effects on mental and physical health? Longitudinal analysis using German Socio-Economic Panel data. *BMC Public Health* 20, no. 1, 1043. (<http://doi.org/10.1186/s12889-020-09149-8>)

**Krings, Torben.** 2020. 'Good' Bad Jobs? The Evolution of Migrant Low-Wage Employment in Germany (1985–2015). *Work, Employment and Society* 0, no. 0, 0950017020946567. (<http://doi.org/10.1177/0950017020946567>)

**Kuger, Susanne, Birgit Becker, and C. Katharina Spieß.** 2020. Pädagogische Konzeptionen von Kindertageseinrichtungen – Deskription eines pädagogischen Instruments. *Zeitschrift für Erziehungswissenschaft* 23, no. 3, 509–537. (<http://doi.org/10.1007/s11618-020-00947-9>)

**Kühhirt, Michael.** 2020. Maternal employment dynamics and childhood overweight: Evidence from Germany. *Journal of Family Research* 32, no. 2, 307–329. (<http://doi.org/10.20377/jfr-366>)

**Kühne, Simon.** 2020. Interpersonal Perceptions and Interviewer Effects in Face-to-Face Surveys. *Sociological Methods & Research (online first)*, no. 0. (<http://doi.org/10.1177/0049124120926215>)

**Kunz, Johannes S., and Kevin E. Staub.** 2020. Early subjective completion beliefs and the demand for post-secondary education. *Journal of Economic Behavior & Organization* 177, 34–55. (<http://doi.org/10.1016/j.jebo.2020.05.015>)

**Kunze, Lars, and Nicolai Suppa.** 2020. The Effect of Unemployment on Social Participation of Spouses: Evidence from Plant Closures in Germany. *Empirical Economics* 58, 815–833. (<http://doi.org/10.1007/s00181-018-1542-4>)

**Kyzyma, Iryna, and Olaf Groh-Samberg.** 2020. Estimation of intergenerational mobility in small samples: evidence from German survey data. *Social Indicators Research* 151, no. 2, 621–643. (<http://doi.org/10.1007/s11205-020-02378-9>)

**L**

**Lambert, Philippe, and Vincent Bremhorst.** 2020. Inclusion of time-varying covariates in cure survival models with an application in fertility studies. *Journal of the Royal Statistical Society: Series A (Statistics in Society)* 183, no. 1, 333–354. (<http://doi.org/10.1111/rssa.12501>)

**Lang, Volker, and Martin Groß.** 2020. The just gender pay gap in Germany revisited: The male breadwinner model and regional differences in gender-specific role ascriptions. *Research in Social Stratification and Mobility* 65, 100473. (<http://doi.org/10.1016/j.rssm.2020.100473>)

**Laß, Inga.** 2020. The Effects of Non-standard Employment on the Transition to Parenthood Within Couples: A Comparison of Germany and Australia. *European Journal of Population* 36, no. 5, 843–874. (<http://doi.org/10.1007/s10680-019-09548-7>)

**Leopold, Thomas, and Florian Schulz.** 2020. Health and Housework in Later Life: A Longitudinal Study of Retired Couples. *The Journals of Gerontology: Series B* 75, no. 1, 184–194. (<http://doi.org/10.1093/geronb/gby015>)

**Lindov, Dalila.** 2020. Teachers and politics. *European Journal of Political Economy* 64, 101902. (<http://doi.org/10.1016/j.ejpoleco.2020.101902>)

**Lott, Yvonne.** 2020. Does Flexibility Help Employees Switch Off from Work? Flexible Working-Time Arrangements and Cognitive Work-to-Home Spillover for Women and Men in Germany. *Social Indicators Research* 151, no. 2, 471–494. (<http://doi.org/10.1007/s11205-018-2031-z>)

**Lott, Yvonne.** 2020. Is maternal labor market re-entry after childbirth facilitated by mothers' and partners' flextime? *Human Relations* 73, no. 8, 1106–1128. (<http://doi.org/10.1177/0018726719856669>)

**Luo, Jianbo.** 2020. A Pecuniary Explanation for the Heterogeneous Effects of Unemployment on Happiness. *Journal of Happiness Studies* 21, no. 7, 2603–2628. (<http://doi.org/10.1007/s10902-019-00198-4>)

**Mau, Steffen, Thomas Lux, and Fabian Gülzau.** 2020. Die drei Arenen der neuen Ungleichheitskonflikte. Eine sozialstrukturelle Positionsbestimmung der Einstellungen zu Umverteilung, Migration und sexueller Diversität. *Berliner Journal für Soziologie (online first)*. (<http://doi.org/10.1007/s11609-020-00420-8>)

**M**

**Müller, Nora, Klaus Pforr, and Oshrat Hochman.** 2020. The non-linear relationship between parental wealth and children's post-secondary transitions in Germany. *Soziale Welt* 71, no. 3, 268–307. (<http://doi.org/10.5771/0038-6073-2020-3-268>)

**Musick, Kelly, Megan Doherty Bea, and Pilar Gonalons-Pons.** 2020. His and Her Earnings Following Parenthood in the United States, Germany, and the United Kingdom. *American Sociological Review* 85, no. 4, 639–674. (<http://doi.org/10.1177/0003122420934430>)

**N**

**Non, Arjan.** 2020. Training Participation and the Role of Reciprocal Attitudes. *CESifo Economic Studies* 66, no. 1, 33–59. (<http://doi.org/10.1093/cesifo/ifz022>)

**Nutsch, Niklas, and Kayvan Bozorgmehr.** 2020. Der Einfluss postmigratorischer Stressoren auf die Prävalenz depressiver Symptome bei Geflüchteten in Deutschland. Analyse anhand der IAB-BAMF-SOEP-Befragung 2016. *Bundesgesundheitsblatt – Gesundheitsforschung – Gesundheitsschutz* 63, no. 12, 1470–1482. (<http://doi.org/10.1007/s00103-020-03238-0>)

**O**

**O'Connor, Kelsey J.** 2020. Life Satisfaction and Noncognitive Skills: Effects on the Likelihood of Unemployment. *Kyklos* 73, no. 4, 568–604. (<http://doi.org/10.1111/kykl.12226>)

**P**

**Pagan, Ricardo.** 2020. Gender and Age Differences in Loneliness: Evidence for People without and with Disabilities. *International Journal of Environmental Research and Public Health* 17, no. 24, 9176. (<http://doi.org/10.3390/ijerph17249176>)

**Pagan, Ricardo.** 2020. How important are holiday trips in preventing loneliness? Evidence for people without and with self-reported moderate and severe disabilities. *Current Issues in Tourism* 23, no. 11, 1394–1406. (<http://doi.org/10.1080/13683500.2019.1619675>)

**Pagan, Ricardo, and Joan Costa-Font.** 2020. A longitudinal analysis of the effects of disability on sleep satisfaction and sleep duration in Germany. *Current Psychology (online first)*. (<http://doi.org/10.1007/s12144-020-00790-5>)

**Pedron, Sara, Katharina Schmaederer, Monika Murawski, and Lars Schwettmann.** 2020. The association between childhood socioeconomic status and adult health behavior: The role of locus of control. *Social Science Research*, 102521. (<http://doi.org/10.1016/j.ssresearch.2020.102521>)

**Pfeiler, Tamara M., and Boris Egloff.** 2020. Do vegetarians feel bad? Examining the association between eating vegetarian and subjective well-being in two representative samples. *Food Quality and Preference* 86, 104018. (<http://doi.org/10.1016/j.foodqual.2020.104018>)

**Pollmann, Daniel, Thomas Dohmen, and Franz Palm.** 2020. Robust Estimation of Wage Dispersion with Censored Data: An Application to Occupational Earnings Risk and Risk Attitudes. *De Economist* 168, no. 4, 519–540. (<http://doi.org/10.1007/s10645-020-09374-x>)

**Preisner, Klaus, Franz Neuberger, Ariane Bertogg, and Julia M. Schaub.** 2020. Closing the Happiness Gap: The Decline of Gendered Parenthood Norms and the Increase in Parental Life Satisfaction. *Gender & Society* 34, no. 1, 31–55. (<http://doi.org/10.1177/0891243219869365>)

## R

**Ranjbar, Setareh, and Stefan Sperlich.** 2020. A Note on Empirical Studies of Life-Satisfaction: Unhappy with Semiparametrics? *Journal of Happiness Studies* 21, no. 6, 2193–2212. (<http://doi.org/10.1007/s10902-019-00165-z>)

**Rapp, Ingmar, and Johannes Stauder.** 2020. Mental and Physical Health in Couple Relationships: Is It Better to Live Together? *European Sociological Review* 36, no. 2, 303–316. (<http://doi.org/10.1093/esr/jcz047>)

**Raynik, Yulia I., Hans-Helmut König, and André Hajek.** 2020. Personality Factors and Sick Leave Days. Evidence from a Nationally Representative Longitudinal Study in Germany. *International Journal of Environmental Research and Public Health* 17, no. 3, 1089. (<http://doi.org/10.3390/ijerph17031089>)

**Recksiedler, Claudia, and Richard A. Settersten.** 2020. How young adults' appraisals of work and family goals changed over the Great Recession: An examination of gender and rural-urban differences. *Journal of Youth Studies* 23, no. 9, 1217–1233. (<http://doi.org/10.1080/13676261.2019.1663339>)

**Roller, Christiane, Christian Rulff, and Michael M. Tamminga.** 2020. It's a mismatch! Overeducation and career mobility in Germany. *German Economic Review* 21, no. 4, 493–514. (<http://doi.org/10.1515/ger-2019-0107>)

**Rudert, Selma C., Stefan Janke, and Rainer Greifeneder.** 2020. The experience of ostracism over the adult life span. *Developmental Psychology* 56, no. 10, 1999–2012. (<http://doi.org/10.1037/dev0001096>)

**Rudert, Selma C., Matthias D. Keller, Andrew H. Hales, Mirella Walker, and Rainer Greifeneder.** 2020. Who gets ostracized? A personality perspective on risk and protective factors of ostracism. *Journal of Personality and Social Psychology* 118, no. 6, 1247–1268. (<http://doi.org/10.1037/pspp0000271>)

## S

**Schröder, Martin.** 2020. Men Lose Life Satisfaction with Fewer Hours in Employment: Mothers Do Not Profit from Longer Employment—Evidence from Eight Panels. *Social Indicators Research* 152, no. 1, 317–334. (<http://doi.org/10.1007/s11205-020-02433-5>)

**Schumann, Paul, and Lars Kuchinke.** 2020. Do(n't) Worry, It's Temporary: The Effects of Fixed-Term Employment on Affective Well-Being. *Journal of Happiness Studies* 21, no. 7, 2557–2582. (<http://doi.org/10.1007/s10902-019-00194-8>)

**Shamsuddin, Mrittika, and Marina-Selini Katsaiti.** 2020. Migration and Happiness: Evidence from Germany. *Journal of Happiness Studies* 21, no. 8, 2931–2955. (<http://doi.org/10.1007/s10902-019-00207-6>)

**Skopek, Jan, and Thomas Leopold.** 2020. Educational Reproduction in Germany: A Prospective Study Based on Retrospective Data. *Demography* 57, no. 4, 1241–1270. (<http://doi.org/10.1007/s13524-020-00896-2>)

**Sperlich, Stefanie, Johannes Beller, Jelena Epping, Juliane Tetzlaff, and Siegfried Geyer.** 2020. Trends in self-rated health among the elderly population in Germany from 1995 to 2015 – the influence of temporal change in leisure time physical activity. *BMC Public Health* 20, no. 1, 113. (<http://doi.org/10.1186/s12889-020-8218-7>)

**Sprengholz, Maximilian, Anna Wieber, and Elke Holst.** 2020. Gender Identity and Wives' Labor Market Outcomes in West and East Germany between 1983 and 2016. *Socio-Economic Review* (online first). (<http://doi.org/10.1093/ser/mwaa048>)

**Stahl, Juliane F., and Pia S. Schober.** 2020. Early education and care quality: Does it matter for maternal working hours? *Social Science Research* 86, 102378. (<http://doi.org/10.1016/j.ssresearch.2019.102378>)

**Stawarz, Nico, and Michael Müller.** 2020. Concerns regarding immigration in Germany: how subjective fears, becoming unemployed and social mobility change anti-immigrant attitudes. *European Societies* 22, no. 3, 293–316. (<http://doi.org/10.1080/14616696.2019.1690159>)

**T**  
**Tepe, Markus, and Pieter Vanhuysse.** 2020. Taking social policy personally: How does neuroticism affect welfare state attitudes? *Social Policy & Administration* 54, no. 5, 699–718. (<http://doi.org/10.1111/spol.12568>)

**Tisch, Daria.** 2020. My Gain or Your Loss? Changes in within-Couple Relative Wealth and Partners' Life Satisfaction. *European Sociological Review* (online first). (<http://doi.org/10.1093/esr/jcaa052>)

**Tokarchuk, Oksana, Roberto Gabriele, and Oswin Maurer.** 2020. Estimating tourism social carrying capacity. *Annals of Tourism Research* (online first), 102971. (<http://doi.org/10.1016/j.annals.2020.102971>)

**Tovar Reaños, Miguel A.** 2020. Initial incidence of carbon taxes and environmental liability. A vehicle ownership approach. *Energy Policy* 143, 111579. (<http://doi.org/10.1016/j.enpol.2020.111579>)

**Tuppat, Julia, and Jürgen Gerhards.** 2020. Immigrants' First Names and Perceived Discrimination: A Contribution to Understanding the Integration Paradox. *European Sociological Review* 37, no. 1, 121–135. (<http://doi.org/10.1093/esr/jcaa041>)

**V**  
**Van de gaer, Dirk, and Flaviana Palmisano.** 2020. Growth, mobility and social progress. *Journal of Comparative Economics* (online first). (<http://doi.org/10.1016/j.jce.2020.08.003>)

**van Scheppingen, Manon A., and Thomas Leopold.** 2020. Trajectories of Life Satisfaction Before, Upon, and After Divorce: Evidence From a New Matching Approach. *Journal of Personality and Social Psychology* 119, no. 6, 1444–1458. (<http://doi.org/10.1037/pspp0000270>)

**W**  
**Weber, Elisa, and Gizem Hülür.** 2020. Co-development of Couples' Life Satisfaction in Transition to Retirement: A Longitudinal Dyadic Perspective. *The Journals of Gerontology: Series B* (online first). (<http://doi.org/10.1093/geronb/gbaa067>)

**WeiB, Eva-Ellen.** 2020. Worktime control and work stress: The moderating effect of self-comparisons and social comparisons. *International Journal of Human Resource Management* 31, no. 5, 682–704. (<http://doi.org/10.1080/09585192.2017.1365747>)

**Wünsche, Jenna, Rebekka Weidmann, and Alexander Grob.** 2020. Until death do us part: The codevelopment of life satisfaction in couples preceding the death of one partner. *Journal of Personality and Social Psychology* 119, no. 4, 881–900. (<http://doi.org/10.1037/pspi0000228>)

**Z**  
**Zagel, Hannah.** 2020. Single mothers' contact frequency with family and non-family members. *Journal of Family Research* 32, no. 1, 25–44. (<http://doi.org/10.20377/jfr-156>)

**Zimmermann, Okka.** 2020. A Matter of Combination? The Influence of Work-family Life Courses on Life Satisfaction at Higher Ages among German Women. *Journal of Family Issues* (online first). (<http://doi.org/10.1177/0192513x20966008>)

**Zoch, Gundula.** 2020. Public childcare provision and employment participation of East and West German mothers with different educational backgrounds. *Journal of European Social Policy* 30, no. 3, 370–385. (<http://doi.org/10.1177/0958928719892843>)

# SOEPpapers on Multidisciplinary Panel Data Research at DIW Berlin

[http://www.diw.de/soeppapers\\_en](http://www.diw.de/soeppapers_en)

The full texts of the SOEPpapers can be downloaded free of charge from the publication database EconStor:  
<https://www.econstor.eu/handle/10419/56390>.

**1066**

**Elena Samarsky**

Who is Thinking of Leaving Germany? The Role of Post-materialism, Risk Attitudes, and Life-Satisfaction on Emigration Intentions of German Nationals

**1067**

**Michael Wurm, Jan Goebel, Gert G. Wagner, Matthias Weigand, Stefan Dech, and Hannes Taubenböck**

Inferring floor area ratio thresholds for the delineation of city centers based on cognitive perception

**1068**

**Michael D. Krämer and Joseph L. Rodgers**

The Impact of Having Children on Domain-Specific Life Satisfaction: A Quasi-Experimental Longitudinal Investigation Using the Socio-Economic Panel (SOEP) Data 2019: Journal of Personality and Social Psychology (DOI: 10.1037/pspp00002792019)

**1069**

**Cevat Giray Aksoy and Panu Poutvaara**

Refugees' and Irregular Migrants' Self-selection into Europe: Who Migrates Where?

**1070**

**Patricia Gallego Granados and Katharina Wrohlich**

Selection into Employment and the Gender Wage Gap across the Distribution and Over Time

**1071**

**Michelle Acampora, Conchita D'Ambrosio, and Markus M. Grabka**

Income Distribution and the Fear of Crime: Evidence from Germany

**1072**

**Zerrin Salikutluk, Johannes Giesecke, and Martin Kroh**

The Situation of Female Immigrants on the German Labour Market: A Multi-Perspective Approach

**1073**

**Peter Eibich and Thomas Siedler** Retirement, Intergenerational Time Transfers, and Fertility 2020: European Economic Review (<https://doi.org/10.1016/j.eurocorev.2020.103392>)

**1074**

**Zbignev Gricevic, Karsten Schulz-Sandhof, and Jürgen Schupp**

Spenden in Deutschland – Analysen auf Basis des SOEP und Vergleiche mit anderen empirischen Studien

**1075**

**Max Deter**

Prosociality and Risk Preferences in the Financial Sector Under review: Journal of Economic Psychology

**1076**

**Katharina Wolf and Michaela Kreyenfeld**

Migrant Fertility in Germany and the Eastern Enlargement of the EU

**1077**

**Lars Kunze and Nicolai Suppa**

Who is bowling alone? Quantile treatment effects of unemployment on social participation

**1078**

**Sina Otten**

Gender-Specific Personality Traits and Their Effects on the Gender Wage Gap: A Correlated Random Effects Approach using SOEP Data

**1079**

**Tim Sawert and Julia Tuppatt**

Social inequality in the digital transformation: Risks and potentials of mobile health technologies for social inequalities in health



1080

**Carsten Schröder, et al.**  
Erwerbstätige sind vor dem Covid-19-Virus nicht alle gleich

1081

**Daniel Avdic, Sonja C. de New, and Daniel A. Kamhöfer**  
Economic Downturns and Mental Wellbeing

1082

**Eva Asselmann and Jule Specht**  
Testing the Social Investment Principle around childbirth: Little evidence for personality maturation before and after becoming a parent 2020: European Journal of Personality (<https://doi.org/10.1002/per.2269>)

1083

**Carsten Schröder, et al.**  
Covid-19 is not affecting all working people equally

1084

**Carsten Schröder, Charlotte Bartels, Konstantin Göbler, Markus M. Grabka, Johannes König, Rainer Siegers, and Sabine Zinn**  
Verbesserung der Forschungsdateninfrastruktur im Bereich Hochvermögender mit dem Sozio-oekonomischen Panel (SOEP)

1085

**Frank M. Fossen, Levent Neyse, Magnus Johannesson, Anna Dreber**  
2D:4D and Self-Employment Using SOEP Data: A Replication Study

1086

**Levent Neyse, Magnus Johannesson, Anna Dreber**  
2D:4D does not predict economic preferences: Evidence from a large, representative sample

1087

**Theresa Entringer, et al.**  
Psychische Krise durch Covid-19? Sorgen sinken, Einsamkeit steigt, Lebenszufriedenheit bleibt stabil

1088

**Marco Caliendo and Juliane Hennecke**  
Drinking is Different! Examining the Role of Locus of Control for Alcohol Consumption

1089

**Christina Boll and Simone Schüller**  
Die Lage ist ernst, aber nicht hoffnungslos – empirisch gestützte Überlegungen zur elterlichen Aufteilung der Kinderbetreuung vor, während und nach dem COVID-19 Lockdown

1090

**Julia Moser**  
Teilzeit – ein Karrierekiller?

1091

**Simon Kühne, et al.** Gesellschaftlicher Zusammenhalt in Zeiten von Corona: Eine Chance in der Krise?

1092

**Nicole Kapelle and Sergi Vidal**  
Diversity in family life course patterns and intra-cohort wealth disparities in late working age

1093

**Matthias Doepke and Ruben Gaetani**  
Why Didn't the College Premium Rise Everywhere? Employment Protection and On-the-Job Investment in Skills

1094

**Ulrich Rendtel, et al.**  
Ein interdisziplinäres Studienkonzept zur Dynamik von COVID-19 auf der Basis der prospektiv erhobenen Daten der Kohorten des Sozio-oekonomischen Panels SOEP

1095

**Ralph Hertwig, Stefan Liebig, Ulman Lindenberger, and Gert G. Wagner**  
Wie gefährlich ist COVID-19? Die subjektive Risikoeinschätzung einer lebensbedrohlichen COVID-19-Erkrankung im Frühjahr und Frühsommer 2020 in Deutschland

1096

**Michaela Kreyenfeld, et al.**  
Coronavirus & Care: How the Coronavirus Crisis Affected Fathers' Involvement in Germany

1097

**Sabine Zinn, et al.**  
Subjektive Belastung der Eltern durch Schulschließungen zu Zeiten des Corona-bedingten Lockdowns

1098

**Christina Boll and Simone Schüller**  
The situation is serious, but not hopeless – evidence-based considerations on the intra-couple division of childcare before, during and after the Covid-19 lockdown

1099

**Mathias Huebener, Sevrin Waights, C. Katharina Spiess, Nico A. Siegel, and Gert G. Wagner**  
Parental Well-Being in Times of Covid-19 in Germany

**1100****Eva Asselmann and Jule Specht**

Taking the ups and downs at the rollercoaster of love: Associations between major relationship events and the Big Five personality traits 2020: *Developmental Psychology* (<https://doi.org/10.1037/dev0001047>)

**1101****Sebastian Himmler, Jannis Stöckel, Job van Exel, and Werner Brouwer**

The Value of Health – Empirical issues when estimating the monetary value of a QALY based on well-being data

**1102****Max Deter**

Are the Losers of Communism the Winners of Capitalism? The Effects of Conformism in the GDR on Transition Success

**1103****Daniel Graeber, Christoph Schmidt-Petri, and Carsten Schröder**

Hohe Impfbereitschaft gegen Covid-19 in Deutschland, Impfpflicht bleiben kontrovers

**1104****Ruben C. Arslan, Martin Brümmer, Thomas Dohmen, Johanna Drewelies, Ralph Hertwig, and Gert G. Wagner**

How people know their risk preference

**1105****Flaviana Palmisano**

Compassion and envy in welfare comparisons

**1106****Max Deter**

Hartz and Minds: Happiness Effects of Reforming an Employment Agency 2020: *Journal of Happiness Studies* (<https://doi.org/10.1007/s10902-020-00297-7>)

**1107****Rania Gihleb, Osea Giuntella, Luca Stella, and Tianyi Wang**

Industrial Robots, Workers' Safety, and Health

**1108****Daniel Graeber, Alexander S. Kritikos, and Johannes Seebauer**

COVID-19: A crisis of the female self-employed

**1109****Alan Piper**

Temps dip deeper: Temporary employment and the midlife nadir in human well-being

**1110****Christian Bünnings, Lucas Hafner, Simon Reif, and Harald Tauchmann**

In Sickness and in Health? Health Shocks and Relationship Breakdown: Empirical Evidence from Germany

**1111****Alberto Lozano Alcántara and Laura Romeu Gordo**

Measuring housing costs and housing affordability using SOEP: An example applied to older households

**1112****Juliane Hennecke and Astrid Pape**

Suddenly a Stay-At-Home Dad? Short- and Long-term Consequences of Fathers' Job Loss on Time Investment in the Household

**1113****Marco Caliendo, Deborah A. Cobb-Clark, Cosima Obst, and Arne Uhlendorff**

Risk Preferences and Training Investments

**1114****Carsten Schröder, Charlotte Bartels, Konstantin Göbler, Markus M. Grabka, Johannes König, Rainer Siegers, and Sabine Zinn**

Improving the Coverage of the Top-Wealth Population in the Socio-Economic Panel (SOEP)

**1115****Cevat Giray Aksoy, Panu Poutvaara, and Felicitas Schikora**

First Time Around: Local Conditions and Multi-dimensional Integration of Refugees

# SOEP Survey Papers

[http://www.diw.de/soepsurveypapers\\_en](http://www.diw.de/soepsurveypapers_en)

The full texts of the SOEPpapers can be downloaded free of charge from the publication database EconStor: <https://www.econstor.eu/handle/10419/61517>.

## Series A

### Survey Instruments (Erhebungsinstrumente)

773

SOEP-Core – 2018: Mutter und Kind (Neugeborene, PAPI, mit Verweis auf Variablen)

774

SOEP-Core – 2018: Mutter und Kind (2–3 Jahre, PAPI, mit Verweis auf Variablen)

776

SOEP-Core – 2018: Mutter und Kind (5–6 Jahre, PAPI, mit Verweis auf Variablen)

777

SOEP-Core – 2018: Eltern und Kind (7–8 Jahre, PAPI, mit Verweis auf Variablen)

778

SOEP-Core – 2018: Mutter und Kind (9–10 Jahre, PAPI, mit Verweis auf Variablen)

779

SOEP-Core – 2018: Haushalt (PAPI, mit Verweis auf Variablen)

780

SOEP-Core – 2018: Haushalt (M1/2, mit Verweis auf Variablen)

781

SOEP-Core – 2018: Haushalt (M3–M5, mit Verweis auf Variablen)

782

SOEP-Core – 2018: Jugend (16–17 Jahre, PAPI, mit Verweis auf Variablen)

783

SOEP-Core – 2018: Jugend (11–17 Jahre, M3–M5, mit Verweis auf Variablen)

784

SOEP-Core – 2018: Kindheit (0–10 Jahre, M3–M5, mit Verweis auf Variablen)

785

SOEP-Core – 2018: Nachbefragung Person (mit Verweis auf Variablen)

786

SOEP-Core – 2018: Biografie (PAPI, mit Verweis auf Variablen)

787

SOEP-Core – 2018: Leben in der ehemaligen DDR (mit Verweis auf Variablen)

788

SOEP-Core – 2018: Personen und Biografie (M1–M2, mit Verweis auf Variablen)

789

SOEP-Core – 2018: Person und Biografie (M3–M5, Erstbefragte, mit Verweis auf Variablen)

790

SOEP-Core – 2018: Person und Biografie (M3–M5, Wiederbefragte, mit Verweis auf Variablen)

791

SOEP-Core – 2018: Person (PAPI, mit Verweis auf Variablen)

792

SOEP-Core – 2018: Person (M1–M2, mit Verweis auf Variablen)

793

SOEP-Core – 2018: Pre-Teen (11–12 Jahre, PAPI, mit Verweis auf Variablen)

794

SOEP-Core – 2018: Frühe Jugend (13–14 Jahre, PAPI, mit Verweis auf Variablen)

795

SOEP-Core – 2018: Verstorbene Person (mit Verweis auf Variablen)

796

SOEP-Core – 2006: InterviewerIn (PAPI, mit Verweis auf Variablen)

797

SOEP-Core – 2012: InterviewerIn (PAPI, mit Verweis auf Variablen)

798

SOEP-Core – 2016: InterviewerIn (PAPI, mit Verweis auf Variablen)

799

SOEP-Core – 2018: Mother and Child (Newborns, PAPI, with Reference to Variables)

**800**

SOEP-Core – 2018: Mother and Child (2–3-year-olds, PAPI, with Reference to Variables)

**801**

SOEP-Core – 2018: Mother and Child (5–6-year-olds, PAPI, with Reference to Variables)

**802**

SOEP-Core – 2018: Parents and Child (7–8-year-olds, PAPI, with Reference to Variables)

**803**

SOEP-Core – 2018: Mother and Child (9–10-year-olds, PAPI, with Reference to Variables)

**804**

SOEP-Core – 2018: Household (PAPI, with Reference to Variables)

**805**

SOEP-Core – 2018: Household (M1/2, CAPI, with Reference to Variables)

**806**

SOEP-Core – 2018: Household (M3-M5, with Reference to Variables)

**807**

SOEP-Core – 2018: Youth (16–17-year-olds, PAPI, with Reference to Variables)

**808**

SOEP-Core – 2018: Youth (11–17-year-olds, M3-M5, with Reference to Variables)

**809**

SOEP-Core – 2018: Childhood (0–10-year-olds, M3-M5, with Reference to Variables)

**810**

SOEP-Core – 2018: Catch-up Individual (with Reference to Variables)

**811**

SOEP-Core – 2018: Biography (PAPI, with Reference to Variables)

**812**

SOEP-Core – 2018: Life in the former GDR (with Reference to Variables)

**813**

SOEP-Core – 2018: Individual and Biography (M1/2, with Reference to Variables)

**814**

SOEP-Core – 2018: Individual and Biography (M3–M5, Initial Interview, with Reference to Variables)

**815**

SOEP-Core – 2018: Individual and Biography (M3–M5, Follow-up, with Reference to Variables)

**816**

SOEP-Core – 2018: Individual (PAPI, with Reference to Variables)

**817**

SOEP-Core – 2018: Individual (M1/M2, with Reference to Variables)

**818**

SOEP-Core – 2018: Pre-teen (11–12-year-olds, PAPI, with Reference to Variables)

**819**

SOEP-Core – 2018: Early Youth (13–14-year-olds, PAPI, with Reference to Variables)

**820**

SOEP-Core – 2018: Deceased Individual (with Reference to Variables)

**821**

SOEP-Core – 2006: Interviewer (PAPI, with Reference to Variables)

**822**

SOEP-Core – 2012: Interviewer (PAPI, with Reference to Variables)

**823**

SOEP-Core – 2016: Interviewer (PAPI, with Reference to Variables)

**863**

SOEP-IS 2015 – Fragebogen für die SOEP-Innovations-Stichprobe (Update Release 2018)

**864**

SOEP-IS 2015 – Questionnaire for the SOEP Innovation Sample (Update Release 2018)

**865**

SOEP-IS 2017 – Fragebogen für die SOEP-Innovations-Stichprobe (Update Release 2018)

**866**

SOEP-IS 2017 – Questionnaire for the SOEP Innovation Sample (Update Release 2018)

**889**

SOEP-IS 2018 – Fragebogen für die SOEP-Innovations-Stichprobe

**890**

SOEP-IS 2018 – Questionnaire for the SOEP Innovation Sample

**891**

SOEP-IS 2011 – Questionnaire for the SOEP Innovation Sample (Update Release 2018)

**895**

SOEP-Core – 2017: Begleitinstrumente zur Erhebung

**896**

SOEP-Core – 2018: Begleitinstrumente zur Erhebung

**897**

SOEP-Core – 2019: Begleitinstrumente zur Erhebung

<b>908</b> SOEP-Core – 2019: Haushaltsfragebogen, Stichproben A–L3, M1–M2 + N–O	<b>920</b> SOEP-Core – 2019: Jugend (16–17 Jahre), Stichproben A–L3, M1–M2 + N–O	<b>933</b> SOEP-Core – 2019: Mutter und Kind (5–6 Jahre), Stichprobe Q (LGB)
<b>909</b> SOEP-Core – 2019: Personenfragebogen, Stichproben A–L3, M1–M2 + N–P	<b>921</b> SOEP-Core – 2019: Haushaltsfragebogen, Stichprobe P (Hochvermögende)	<b>934</b> SOEP-Core – 2019: Eltern und Kind (7–8 Jahre), Stichprobe Q (LGB)
<b>910</b> SOEP-Core – 2019: Biografie, Stichproben A–L3, M1–M2 + N–P	<b>923</b> SOEP-Core – 2019: Wohnumfeld, Stichprobe Q (LGB)	<b>935</b> SOEP-Core – 2019: Mutter und Kind (9–10 Jahre), Stichprobe Q (LGB)
<b>911</b> SOEP-Core – 2019: Nachbefragung Person, Altstichproben	<b>924</b> SOEP-Core – 2019: Wohnumfeld, Stichprobe P (Hochvermögende)	<b>936</b> SOEP-Core – 2019: Pre-Teen (11–12 Jahre), Stichprobe Q (LGB)
<b>912</b> SOEP-Core – 2019: Die verstorbene Person, Altstichproben	<b>925</b> SOEP-Core – 2019: Household (A–L3, M1–M2 + N–O)	<b>937</b> SOEP-Core – 2019: Frühe Jugend (13–14 Jahre), Stichprobe Q (LGB)
<b>913</b> SOEP-Core – 2019: Mutter und Kind (Neugeborene), Altstichproben	<b>926</b> SOEP-Core – 2019: Individual (A–L3, M1–M2 + N–P)	<b>938</b> SOEP-Core – 2019: Jugend (16–17 Jahre), Stichprobe Q (LGB)
<b>914</b> SOEP-Core – 2019: Mutter und Kind (2–3 Jahre), Altstichproben	<b>927</b> SOEP-Core – 2019: Biography (A–L3, M1–M2 + N–P)	
<b>915</b> SOEP-Core – 2019: Mutter und Kind (5–6 Jahre), Altstichproben	<b>928</b> SOEP-Core – 2019: Haushaltsfragebogen, Stichprobe Q (LGB)	
<b>916</b> SOEP-Core – 2019: Eltern und Kind (7–8 Jahre), Altstichproben	<b>929</b> SOEP-Core – 2019: Personenfragebogen, Stichprobe Q (LGB)	
<b>917</b> SOEP-Core – 2019: Mutter und Kind (9–10 Jahre), Altstichproben	<b>930</b> SOEP-Core – 2019: Biografie, Stichprobe Q (LGB)	
<b>918</b> SOEP-Core – 2019: Pre-Teen (11–12 Jahre), Altstichproben	<b>931</b> SOEP-Core – 2019: Mutter und Kind (Neugeborene), Stichprobe Q (LGB)	
<b>919</b> SOEP-Core – 2019: Frühe Jugend (13–14 Jahre), Altstichproben	<b>932</b> SOEP-Core – 2019: Mutter und Kind (2–3 Jahre), Stichprobe Q (LGB)	

**Series B****Survey Reports  
(Methodenberichte)****824**

SOEP-Core – 2018: Report of Survey Methodology and Fieldwork

**867**

SOEP-IS 2018 – Survey Report on the 2018 SOEP Innovation Sample

**880**

SOEP-IS 2019 – Methodenbericht zum Befragungsjahr 2019 des Bonn Intervention Panel

**881**

SOEP-IS 2014 – Methodenbericht zum Befragungsjahr 2014 des Bonn Intervention Panel

**882**

SOEP-IS 2015 – Methodenbericht zum Befragungsjahr 2015 des Bonn Intervention Panel

**883**

SOEP-IS 2016 – Methodenbericht zum Befragungsjahr 2016 des Bonn Intervention Panel

**884**

SOEP-IS 2017 – Methodenbericht zum Befragungsjahr 2017 des Bonn Intervention Panel

**885**

SOEP-IS 2018 – Methodenbericht zum Befragungsjahr 2018 des Bonn Intervention Panel

**899**

Dokumentation der Kompetenztestung im Rahmen der IAB-BAMF-SOEP-Befragung von Geflüchteten 2017 und 2018, Stichproben M3-M5

**900**

SOEP-Core – 2019: Report of Survey Methodology and Fieldwork

**902**

SOEP-IS 2019 – Survey Report on the 2019 SOEP Innovation Sample

**903**

SOEP FiD – 'Familien in Deutschland' 2010: Methodenbericht

**Series C****Data Documentation  
(Datendokumentationen)****826**

SOEP-Core v35 – Documentation of Sample Sizes and Panel Attrition in the German Socio-Economic Panel (SOEP) (1984 until 2018)

**827**

SOEP-Core – 2018: Sampling, Nonresponse, and Weighting in the Sample O

**888**

Gewichtung der SOEP-CoV Studie

**898**

The Socio-Economic Module of the Berlin Aging Study II (SOEP-BASE): Description, Structure, and Questionnaire

**901**

Interviewerkontrolle in der 4. Welle der IAB-BAMF-SOEP-Befragung von Geflüchteten, Stichproben M3-M5

## Series D

### Variable Descriptions and Coding

772

SOEP-Core v35 – Codebook for the \$PEQUIV File 1984–2018: CNEF Variables with Extended Income Information for the SOEP

825

SOEP-Core – 2018: Documentation of the Interviewer Dataset (1984 until 2018)

828

SOEP-Core v35 – BIOIMMIG

829

SOEP-Core v35 – HBRUTTO: Household-Related Gross File

830

SOEP-Core v35 – HEALTH

831

SOEP-Core v35 – HGEN: Household-Related Status and Generated Variables

832

SOEP-Core v35 – HPATHL: Household-Related Meta-Dataset

833

SOEP-Core v35 – PBRUTTO: Person-Related Gross File

834

SOEP-Core v35 – PGEN: Person-Related Status and Generated Variables

835

SOEP-Core v35 – PPATHL: Person-Related Meta-Dataset

836

SOEP-Core v35 – INTERVIEWER

837

SOEP-IS 2018 – BIO: Variables from the Life Course Question Module

838

SOEP-IS 2018 – BIOAGE: Variables from the Modules of Questions on Children

839

SOEP-IS 2018 – BIOBIRTH: Birth Biography of Female and Male Respondents

840

SOEP-IS 2018 – BIOPAREN: Biography Information on the Parents

841

SOEP-IS 2018 – COGNIT: Cognitive Achievement Potentials

842

SOEP-IS 2018 – H: Variables from the Household Question Module

843

SOEP-IS 2018 – HBRUTTO: Household-Related Gross File

844

SOEP-IS 2018 – HGEN: Household-Related Status and Generated Variables

845

SOEP-IS 2018 – HHRF: Weights for Households

846

SOEP-IS 2018 – IBIP\_PARENT: Variables from Bonn Intervention Panel (Parents)

847

SOEP-IS 2018 – IBIP\_PUPIL: Variables from Bonn Intervention Panel (Children)

848

SOEP-IS 2018 – IDRМ: Person-Related Data from Innovative DRM Module

849

SOEP-IS 2018 – IDRМ\_ESM: Person-Related DRM Data from Innovative ESM Module

850

SOEP-IS 2018 – IESM: Person-Related ESM Data from Innovative ESM Module

851

SOEP-IS 2018 – ILANGUAGE: Variables from Innovative Language Modules

852

SOEP-IS 2018 – ILOTTERY: Variables from an Innovative Lottery Experiment in 2016

853

SOEP-IS 2018 – INNO: Variables from the Innovation Modules

854

SOEP-IS 2018 – INNO\_H: Household-Variables from the Innovation Modules

855

SOEP-IS 2018 – INTV: Variables About the Interviewers

856

SOEP-IS 2018 – IRISK: Decision from Description vs. Decision from Experience

857

SOEP-IS 2018 – KID: Pooled Dataset on Children

858

SOEP-IS 2018 – P: Variables from the Individual Question Module

859

SOEP-IS 2018 – PBRUTTO: Person-Related Gross File

860

SOEP-IS 2018 – PGEN: Person-Related Status and Generated Variables

861

SOEP-IS 2018 – PHRF: Weights for Persons

**862**

SOEP-IS 2018 – PPFAD: Person-Related Meta-Dataset

**868**

SOEP-Core v35 – BIOAGE17: The Youth Questionnaire

**869**

SOEP-Core v35 – BIOSOC: Retrospective Data on Youth and Socialization

**870**

SOEP-Core v35 – BIORESID: Variables on Occupancy and Second Residence

**871**

SOEP-Core v35 – The couple history files BIOCOUPLM and BIOCOUPLY, and marital history files BIOMARSM and BIOMARSY

**872**

SOEP-Core v35 – MIGSPELL and REFUGSPELL: The Migration-Biographies

**873**

SOEP-Core v35 – BIOEDU: Data on educational participation and transitions

**874**

SOEP-Core v35 – BIOJOB: Detailed Information on First and Last Job

**875**

SOEP-Core v35 – BIOBIRTH: A Data Set on the Birth Biography of Male and Female Respondents

**876**

SOEP-Core v35 – BIOTWIN: TWINS in the SOEP

**877**

SOEP-Core v35 – Activity Biography in the Files PBIOSPE and ARTKALEN

**878**

SOEP-Core v35 – BIOAGEL &amp; BIOPUPIL: Generated Variables from the "Mother &amp; Child", "Parent", "Pre-Teen", and "Early Youth" Questionnaires

**879**

SOEP-Core v35 – BIOSIB: Information on siblings in the SOEP

**886**

SOEP-Core v35 – BIOPAREN: Biography Information for the Parents of SOEP-Respondents

**887**

SOEP-Core v35 – LIFESPELL: Information on the Pre- and Post-Survey History of SOEP-Respondents

**892**

SOEP-Core v35 – PFLEGE: Documentation of Generated Person-level Long-term Care Variables

**893**

SOEP-Core v36 – PFLEGE: Documentation of Generated Person-level Long-term Care Variables

**894**

SOEP-Core v35 – Biographical Information in the Meta File PPATH (Month of Birth, Immigration Variables, Living in East or West Germany in 1989)

**907**

Documentation of ISCED generation based on the CAMCES tool in the IAB-SOEP Migration Samples M1/M2 and IAB-BAMF-SOEP Survey of Refugees M3/M4 until 2017

**922**

SOEP-Core v36 – Codebook for the \$PEQUIV File 1984-2019: CNEF Variables with Extended Income Information for the SOEP



# SOEP in the Media

## Selected Articles about the SOEP

<http://www.diw.de/soep-in-den-medien>

**Deutschlandfunk – Campus & Karriere** –  
December 23, 2020

**Mentorenprogramme für Geflüchtete –  
Krieger (DIW): Kaum Effekte auf Bildung  
und Erwerbstätigkeit**  
(Interview with Magdalena Krieger)

**FAZ online** – December 17, 2020  
**Wissenschaft und Daten: Forschung aus  
zweiter Hand**

**Welt online** – December 15, 2020  
**Deutschland im Anti-Impf-Modus – was unsere  
Politiker jetzt tun müssen**

**scienceORF.at – Mittagsjournal** –  
November 30, 2020  
**Kinderbetreuung: Väter holen auf**

**Tagesspiegel online** – November 3, 2020  
**Eine Folge des Homeoffices: Die Wohnfläche  
pro Kopf wird steigen**

**Spiegel online** – November 3, 2020  
**Minijobberinnen in der Pandemie: Von 450 Euro  
auf null**

**Welt online** – November 2, 2020  
**Die psychischen Folgen treffen alle, auch  
die Gesunden**

**FAZ online** – October 29, 2020  
**Mainzer Studie: Wie sich ein Jobwechsel auf die  
Gesundheit auswirkt**

**Focus online** – October 29, 2020  
**Zahlen für jede Altersgruppe: Ober- oder  
Unterschicht? Neue Studie zeigt, wo Sie mit  
Ihrem Vermögen stehen**

**Versicherungsbote.de** – October 28, 2020  
**PKV: Seit Unisex wechseln Frauen häufiger und  
Männer seltener zu privater Krankenversicherung**

**Focus online** – October 27, 2020  
**Türöffner für notwendigen Wandel: „Purpose  
weist den Weg aus der Krise“**  
(Guest contribution by Niklas Schaffmeister)

**WiWo online** – October 24, 2020  
**Paare in der Pandemie: Diesen Einfluss haben  
Corona, Geld und Psyche auf Beziehungen**  
(Interview with Christian Bünings)

**Business Insider online** – October 23, 2020  
**Macht Geld wirklich glücklich? Das haben  
Wissenschaftler über deutsche Millionäre  
herausgefunden**

**rbb Inforadio** – October 20, 2020  
**Daten zum Leben mit dem Coronavirus**  
(Interview with Stefan Liebig)

**Zeit online** – October 14, 2020  
**Psychische Gesundheit: Einsam im Lockdown**

**taz online** – October 10, 2020  
**die steile these: Jeder braucht eine Festung  
der Einsamkeit**

**n-tv online** – October 8, 2020  
**Wie tödlich ist Corona in Deutschland?**

**WiWo online** – October 5, 2020  
**Vermögens-Debatte: Nach Scholz-Auftritt:  
Wer ist eigentlich reich?**  
(Interview with Markus M. Grabka)

**Frankfurter Rundschau online** – October 2, 2020  
**Immobilien: Krasse soziale Ungleichheit in  
Deutschland: Immobilienboom vergrößert Schere  
zwischen Arm und Reich**

- taz online** – October 1, 2020  
Bundesweite Corona-Studie:  
34.000 Antikörper-Tests geplant
- Zeit online** – October 1, 2020  
Covid-19: Robert Koch-Institut startet  
umfangreiche Antikörperstudie
- Spiegel online** – September 29, 2020  
Studie zu Vermögen und Einkommen:  
Immobilien machen reich – vor allem im Westen
- Welt online** – September 16, 2020  
Arbeitende Mütter: Was westdeutsche Frauen  
von den Ostdeutschen gelernt haben
- Tagesspiegel online** – September 11, 2020  
30 Jahre deutsche Einheit: Unterschiede zwischen  
Ost und West sind fast verschwunden
- Neus Deutschland online** – September 10, 2020  
Ungleichheit im Finanzmarktkapitalismus
- FAZ online** – September 7, 2020  
Alternative Fakten: Flüchtlingskrise – welche  
Flüchtlingskrise?
- MIGAZIN online** – September 8, 2020  
Sorgen über Zuwanderung: Mehr Miteinander  
gestalten!
- Spiegel online** – September 2, 2020  
Arbeitsleben: Jeder dritte Homosexuelle wird  
im Job diskriminiert
- Zeit online** – September 2, 2020  
Zusammenhalt in Corona-Krise: Solidarität ist  
ansteckend
- Neues Deutschland online** – September 1, 2020  
Hartz IV bedeutet existenzielle Not
- Zeit online** – August 30, 2020  
Geflüchtete Frauen: Und sie schaffen es doch
- Daily Mail online** – August 25, 2020  
We do copy our brothers and sisters: Siblings of  
people who get married, divorced or have children  
are more likely to do the same, study shows
- taz online** – August 24, 2020  
Geschlechterrollen in Corona-Zeiten: In der  
Homeoffice-Falle
- FAZIT – Das Wirtschaftsblog der FAZ** –  
August 23, 2020  
Warum wir auf diese Weise zum Grundeinkommen  
forschen
- Business Insider online** – August 23, 2020  
Macht ein Hauskauf so glücklich, wie viele  
denken? Eine Studie zeigt: eher nicht
- Zeit online** – August 19, 2020  
Deutsches Institut für Wirtschaftsforschung:  
Flüchtlinge weitgehend gut integriert
- Spiegel online** – August 19, 2020  
DIW-Untersuchung: Integration Geflüchteter auf  
dem Arbeitsmarkt kommt voran
- Neue Zürcher Zeitung** – August 19.08.2020  
Nach Merkels „Wir schaffen das“: Im Jahr  
2018 hatten 43 Prozent der Geflüchteten in  
Deutschland eine Beschäftigung
- Handelsblatt online** – August 19, 2020  
DIW-Untersuchungen: Forscher ziehen positive  
Bilanz der Flüchtlingsintegration
- Tagesspiegel online** – August 19, 2020  
Fünf Jahre nach „Wir schaffen das“: Wie gut  
Geflüchtete integriert sind
- Kieler Nachrichten online** – August 19, 2020  
Wer möchte 1200 Euro im Monat bekommen?
- WiWo online** – August 18, 2020  
Langzeitstudie untersucht Wirkung von  
bedingungslosem Grundeinkommen
- Spiegel online** – August 18, 2020  
Langzeitstudie zum Grundeinkommen:  
Das 1200-Euro-Experiment  
(Interview mit Jürgen Schupp)
- Handelsblatt online** – August 13, 2020  
Beschäftigung: Auch zwölf Euro Mindestlohn  
würden an der Einkommensarmut wenig ändern
- Eltern online** – August 12, 2020  
Rolle Rückwärts? Ohne uns!: Wenn Eltern die  
Krise kriegen
- Deutschlandfunk – Forschung aktuell** –  
August 12, 2020  
Studie zu Corona-Risikobewusstsein: „Gruppe  
der Unbesorgten groß genug, um Probleme zu  
verursachen“  
(Interview with Gert G. Wagner)

**Spiegel online** – August 10, 2020

Umfrage: Die Furcht vor Corona ist größer als das tatsächliche Risiko

**Tagesspiegel online** – August 8, 2020

Wahrnehmung der Infektionsgefahr: Individuelles Risiko, schwer an Corona zu erkranken, wird überschätzt

**Neues Deutschland online** – August 8, 2020

Hassliebe: Umfragen

**FAZ online: Fazit – das Wirtschaftsblog** –

August 3, 2020

Warum Frauen so wenig Gehalt erwarten

**Berliner Zeitung online** – July 30, 2020

Psychologie: Wie ein Baby die Eltern verändert

**BASIC thinking** – July 28, 2020

Ab wann gehörst du in Deutschland eigentlich zu den Top-Verdienern?

**Neues Deutschland online** – July 25, 2020

Geschlechterrollen: Comeback der Kernfamilie

**Zeit online** – July 17, 2020

Vermögen: Millionäre entdeckt

(Column by Marcel Fratzscher)

**Handelsblatt online** – July 15, 2020

Ungleiche Vermögensverteilung: SPD-Chef will Reiche stärker zur Kasse bitten

**Momentum-Institut.at** – July 13, 2020

Einsamkeit in der Krise: Junge Menschen fühlen sich besonders allein

**Zeit online** – July 10, 2020

Die Deutschen sind zufrieden mit dem Krisenmanagement der Politik

(Column by Marcel Fratzscher)

**Focus online** – July 8, 2020

Single, Paar, Familie: Ab diesem Einkommen zählen Sie zu den Topverdienern in Deutschland

**Sputniknews online** – July 7, 2020

Corona-Krise: Mehrheit zufrieden mit Politik, Demokratie und Einkommen – Studien

**Business Insider** – July 6, 2020

So verändert die Geburt eines Kindes langfristig die Persönlichkeit der Eltern

**Handelsblatt online** – July 6, 2020

Einkommens-Rechner: Bin ich reich? Machen Sie den Test!

**Spiegel online** – July 6, 2020

Einkommensauswertung: Deutschlands acht Millionen Topverdiener

**WiWo online** – July 6, 2020

Interaktiver Rechner: Ab diesem Einkommen gehören Sie zu den reichsten zehn Prozent

**Spiegel online** – July 3, 2020

Massive Einkommensverluste: Das sind die Verlierer der Coronakrise

**Zeit online** – July 2, 2020

Deutsche haben in der Krise mehr Vertrauen in Politik und Zusammenhalt

**Focus online** – June 25, 2020

„Lockdown machte uns nicht unzufriedener“: Soziologie-Professor über Folgen der Corona-Krise (Interview with Martin Schröder)

**Welt online** – June 24, 2020

Die Krise treibt den „Lock-in-Effekt“ für Millionen Mieter auf die Spitze

**Business Insider online** – 23.06.2020

Dramatische Einkommenseinbußen: So viel Geld verlieren Frauen im Laufe ihrer Karriere, wenn sie Kinder haben

**Welt online** – June 22, 2020

Wen die Corona-Krise im Lebensglück am härtesten trifft

(Interview with Martin Schröder)

**heise online – telepolis** – June 22, 2020

Politik: Was ich nicht weiß, das macht mich nicht heiß

**Deutschlandfunk – Wirtschaft und Gesellschaft** –

June 16, 2020

Lebenszufriedenheit in Coronazeiten – Forscher: Einsam, aber resilient

**Handelsblatt online** – June 16, 2020

Beschäftigung: Auch zwölf Euro Mindestlohn würden an der Einkommensarmut wenig ändern

**Spiegel online** – June 12, 2020

Einkommensverluste: Corona trifft Selbstständige deutlich härter als Angestellte

- Handelsblatt online** – June 12, 2020  
„Sehr große Zukunftssorgen“: Drei von fünf Selbstständigen fehlt über 1200 Euro Einkommen im Monat
- Handelsblatt online** – June 11, 2020  
Die deutsche Mittelschicht: stabil, aber verunsichert
- Stuttgarter Zeitung online** – June 10, 2020  
Corona-Lockdown-Studie Deutsche sind einsamer – vor allem Frauen und Jüngere
- pro – Christliches Medienmagazin online** – June 9, 2020  
BAMF-Studie: Glaube und Religion sind für christliche Flüchtlinge bedeutsam
- Sputniknews.com** – June 9, 2020  
Einsam, aber zufrieden und ohne Angst um Gesundheit – Studie über psychische Lage in Corona-Krise
- Zeit online** – June 8, 2020  
Emanzipation: Von wegen Rolle rückwärts
- Spiegel online** – June 8, 2020  
Umfrage zu den Folgen des Lockdowns: Corona-Maßnahmen drücken aufs Lebensglück (Interview with Martin Schröder)
- Junge Welt online** – May 26, 2020  
Küche als Büro: Arbeitsminister will Recht auf Homeoffice gesetzlich verankern. Wirtschaftsminister und Unternehmerverband dagegen
- FAZ online** – May 24, 2020  
Corona und die Gesellschaft: Gut geht's, aber die Familie nervt
- Tagesspiegel online** – May 22, 2020  
Mangelnder Mieterschutz in der Coronakrise: Das Einkommen sinkt, die Wohnkosten bleiben – viele Mieter geraten in Bedrängnis
- Berliner Zeitung online** – May 15, 2020  
Homeoffice: Angestellte sind in Corona-Zeiten weniger produktiv
- Zeit online** – May 12, 2020  
Familie in der Corona-Krise: Die Frauen verlieren ihre Würde
- Spiegel online** – May 12, 2020  
Geschlossene Kitas und Krippen: Alleinerziehende besonders von Coronakrise betroffen
- Zeit online** – May 11, 2020  
Privilegiert heißt nicht unbedingt produktiv
- Merkur online** – May 6, 2020  
Gehalt: Wer Dialekt spricht, verdient weniger Geld
- Welt online** – May 5, 2020  
Die Angst vor der „Rolle rückwärts in die 50er-Jahre“
- Neues Deutschland** – April 25, 2020  
Rente: Ein Mittel gegen „permanenten Frust“
- Deutschlandfunk Nova – Grünstreifen** – April 19, 2020  
Langzeitstudie des SOEP – Soziologe: „Am Ende zählt nichts anderes außer Zufriedenheit“ (Interview with Martin Schröder)
- Rheinische Post online** – April 7, 2020  
Pessimistisches Ruhrgebiet: 61 Prozent halten Mitmenschen für Egoisten
- Welt online** – March 30, 2020  
Neue Regeln für Mieter und Vermieter
- Welt online** – March 4, 2020  
Wo Sie Ihr Kind wirklich ganztags zur Schule schicken können
- FAZ online** – February 25, 2020  
Ein Kind, keinen Mann und kein Geld
- Welt online** – February 12, 2020  
Wer Dialekt spricht, verdient 20 Prozent weniger
- Welt online** – January 17, 2020  
Die gefährlichen Betreuungsmängel in Deutschlands Kitas
- Der Freitag – Die Wochenzeitung** – January 16, 2020  
Wer wischt den Tisch ab?

## Imprint

**SOEP**  
The Socio-Economic Panel  
at DIW Berlin

Mohrenstr. 58 | 10117 Berlin | Germany  
Phone +49-30-897 89-238  
Fax +49-30-897 89-109  
E-Mail: [soepmail@diw.de](mailto:soepmail@diw.de)  
Internet: [www.diw.de/soep](http://www.diw.de/soep)

**SOEP Director**  
Stefan Liebig

**Concept**  
Deborah Anne Bowen, Janina Britzke, Markus M. Grabka, Monika Wimmer

**Project Management**  
Janina Britzke

**Developmental Editing**  
Janina Britzke and Monika Wimmer

**Translation and Line Editing**  
Deborah Anne Bowen

**Proofreading**  
Deborah Anne Bowen, Janina Britzke, Markus M. Grabka, Monika Wimmer

**Photos**  
p. 5 Markus M. Grabka; p. 18 SOEP team/DIW Berlin; p. 21 Florian Schuh/DIW Berlin and Lisa Beller; p. 23 Florian Schuh/DIW Berlin and private pictures; p. 25 Florian Schuh/DIW Berlin; p. 27 Florian Schuh/DIW Berlin; p. 29 Florian Schuh/DIW Berlin and private picture; p. 31 Florian Schuh/DIW Berlin; p. 34 DIW Berlin and Lisa Beller

**Design**  
Ann Katrin Siedenburg / [www.katigraphie.de](http://www.katigraphie.de)

**Printing**  
Torsten Tews, DIW Berlin

ISSN 2199-4226 (print)  
ISSN 1868-1131 (online)

Berlin, June 2021



The Socio-Economic Panel (SOEP) is the largest and longest-running multidisciplinary longitudinal study in Germany. The SOEP is an integral part of Germany's scientific research infrastructure and is funded by the Federal Ministry for Education and Research (BMBF) and state governments within the framework of the Leibniz Association (WGL). The SOEP is based at DIW Berlin.



SOEP  
The Socio-Economic Panel  
at DIW Berlin



[www.diw.de/soep](http://www.diw.de/soep)  
[www.paneldata.org](http://www.paneldata.org)  
[www.facebook.com/SOEPnet.de](https://www.facebook.com/SOEPnet.de)  
[www.youtube.com/user/SOEPstudie](https://www.youtube.com/user/SOEPstudie)



DIW Berlin – German Institute  
for Economic Research



Mohrenstraße 58 | 10117 Berlin  
[www.diw.de](http://www.diw.de)