

Müller, Dagmar

Working Paper

Lost Opportunities: Work during High School, Establishment Closures and the Impact on Career Prospects

IFN Working Paper, No. 1381

Provided in Cooperation with:

Research Institute of Industrial Economics (IFN), Stockholm

Suggested Citation: Müller, Dagmar (2021) : Lost Opportunities: Work during High School, Establishment Closures and the Impact on Career Prospects, IFN Working Paper, No. 1381, Research Institute of Industrial Economics (IFN), Stockholm

This Version is available at:

<https://hdl.handle.net/10419/240524>

Standard-Nutzungsbedingungen:

Die Dokumente auf EconStor dürfen zu eigenen wissenschaftlichen Zwecken und zum Privatgebrauch gespeichert und kopiert werden.

Sie dürfen die Dokumente nicht für öffentliche oder kommerzielle Zwecke vervielfältigen, öffentlich ausstellen, öffentlich zugänglich machen, vertreiben oder anderweitig nutzen.

Sofern die Verfasser die Dokumente unter Open-Content-Lizenzen (insbesondere CC-Lizenzen) zur Verfügung gestellt haben sollten, gelten abweichend von diesen Nutzungsbedingungen die in der dort genannten Lizenz gewährten Nutzungsrechte.

Terms of use:

Documents in EconStor may be saved and copied for your personal and scholarly purposes.

You are not to copy documents for public or commercial purposes, to exhibit the documents publicly, to make them publicly available on the internet, or to distribute or otherwise use the documents in public.

If the documents have been made available under an Open Content Licence (especially Creative Commons Licences), you may exercise further usage rights as specified in the indicated licence.

IFN Working Paper No. 1381, 2021

Lost Opportunities: Work during High School, Establishment Closures and the Impact on Career Prospects

Dagmar Müller

Lost Opportunities: Work during High School, Establishment Closures and the Impact on Career Prospects

Dagmar Müller*

January 2021

Abstract

Relying on Swedish linked employer-employee data over a 30-year period, I study the importance of work during high school for graduates' school-to-work transition and labor market outcomes. I show that employer links established through work during school provide students with an important job-search channel, accounting for 30 percent of direct transitions into regular employment. I use the fact that some graduates are deprived of this channel due to establishment closures just prior to graduation and labor market entry. I compare classmates from the same vocational high school tracks to identify the effects of the closures and show that the closure of a previous in-school establishment leads to an immediate and sizable negative effect on employment after graduation. The lost employer connections have also persistent, but diminishing negative effects on employment and earnings for up to 10 years. Parts of the negative effect are driven by the loss of employers links that offer job opportunities in industries related to graduates' specialization in vocational school. I find evidence supporting that students who lose such relevant links shift towards jobs in less-relevant industries.

Keywords: social contacts, young workers, labor market entry, establishment closures

JEL-codes: J01, J64

*Research Institute of Industrial Economics (IFN), IZA, UCLS, dagmar.muller@ifn.se.

Acknowledgments: The author gratefully acknowledges financial support from the Jan Wallanders och Tom Hedelius stiftelse (grant P18-0162) and from the Marianne and Marcus Wallenberg Foundation (grant 2015.0048). For their guidance, I am indebted to Oskar Nordström Skans, Anna Sjögren and Lena Hensvik. For valuable comments and discussions I also thank Albrecht Glitz, Arizo Karimi, Kristiina Huttunen, J. Lucas Tilley, Björn Tyrefors, Daniel Waldenström, Alexander Willén and seminar audiences at IFAU, Uppsala University, UCLS, IFN, Lund University, IZA Bonn and IAB Nürnberg.

1 Introduction

The school-to-work transition is a crucial time for high school graduates as an unsuccessful transition can have a long-lasting impact on future career prospects. Several studies show strong evidence of a negative impact of graduating during poor aggregate labor market conditions. These effects are visible in terms of lower job finding rates, relatively more employment in lower-level occupations and at lower-paying employers and persistent effects on future earnings during a decade or more (Raaum and Røed, 2006; Kahn, 2010; Oreopoulos et al., 2012). Less is known about the causal impact of shocks that affect individuals' specific job-finding opportunities.¹ In this paper, I use Swedish register data to study how high school graduates are affected in the short and long run when they are deprived of a very important job-finding channel, work during high school, due to an establishment closure just prior to graduation.

Aiming for a smooth transition, young workers often rely on social connections and informal networks in order to find their first job (see, for instance, Ioannides and Loury, 2004; Topa, 2011). One important source of such connections is provided through direct ties to employers from paid work during high school.² I show that such *in-school jobs* are very common in Sweden, a country where vocational high schools provide little workplace training. In-school jobs provide one of the most commonly used paths into the labor market, accounting for almost 30 percent of direct transitions into employment after high school (see also Hensvik et al., 2017).

In this paper, I document the causal effect of employer connections at the time of labor market entry for the school-to-work transition and long term labor market outcomes of Swedish vocational high school graduates.³ The identification strategy exploits exogenous variation in the access to employer connections that arises due to closures of former in-school establishments that occur just prior to graduation. I rely on Swedish employer-employee data spanning over a 30-year period to identify all vocational graduates, their former in-school work establishments (i.e. employers hiring students for work during the last year of high school) and whether those establishments closed prior to graduation.

In the empirical model, I use those closures to compare students who have a sustained link to a former work establishment with classmates in the same vocational track who lost this direct sustained link due to the closure of the former work establishment. A feature of this approach is that it allows me to remove several confounding factors through the use of classmates as a control group; these are not only from the same school, but also trained in the same vocational track and face the same (local) labor market conditions at the time of graduation.

It is important to note that the loss of employer links is foremost a loss of opportunities. Establishment closures later in the career are directly disruptive to the individual's life and

¹Exposure to early unemployment spells has a strong association with higher and persistent adult unemployment rates (Gregg, 2001; Burgess et al., 2003) and lower earnings (Arulampalam, 2008; Neumark, 2002; Skans, 2011).

²Another important source of connections is family networks (Kramarz and Skans, 2014).

³Since I focus on the school-to-work transition, I limit the analysis to students in vocational tracks. Most vocational high school graduates enter the labor market directly after graduation.

have been shown to have lasting negative effects on employment, earnings, health and marital stability (see e.g. Jacobson et al., 1993; Stevens, 1997; Browning et al., 2006; Eliason and Storrie, 2006, 2009; Sullivan and von Wachter, 2009; Huttunen et al., 2011; Eliason, 2012). In contrast, graduates who are affected by the closure of an in-school work establishment lose the opportunity to find the first real job at a site where they already have firm-specific human capital and the benefits of social connections, both of which are factors that can shorten and simplify job search.

The results show that students who are affected by the closure of a former establishment do significantly worse upon labor market entry. Such students are less likely to find a stable job upon graduation and have substantial earnings losses as compared to classmates with intact employer links. The results matter for long term career prospects and point to sizable, albeit smaller negative effects on stable employment and earnings for up to a decade before fading out. The effects are thus highly persistent, but not permanent. These findings are particularly interesting since first jobs are generally only transitory in nature, even though they are less so when found through employer links from pre-graduation work.

I verify the validity of my approach with a set of alternative specifications and robustness exercises. I show that my results are not driven by selection of students into closing establishments and corroborate that finding by using placebo-like closures of in-school establishments that occur after, instead of prior, to graduation. Reassuringly, I do not find an effect of such placebo closures on employment in the year of graduation. Since there is evidence that closures might be more common in certain industries (Eliason and Storrie, 2006; Browning et al., 2006), I show that the estimates hold when I compare classmates with in-school jobs in the same industry as an alternative sets of fixed effects. The results are also robust to reducing my sample to students with in-school jobs in non-seasonal industries only.

In addition, I provide novel evidence on potential mechanisms and show that parts of the negative effects of a closure are driven by the loss of links to employers that offer job opportunities in industries related to graduates' specialization in vocational school. Market entrants who lose a connection to an employer in such a relevant industry not only suffer from worse employment outcomes, but also adjust by shifting towards jobs in industries that are less-relevant to their specialization in vocational school, leading to worse matches at least in the short run. On another margin, I also show that affected students adjust through higher reliance on their parents during the job search process.

The paper contributes to several strands of literature, particularly with regard to the use of social contacts and networks. While there is ample and compelling evidence of the importance of social networks for job finding (see e.g. Montgomery, 1991; Bayer et al., 2008; Beaman and Magruder, 2012; Kramarz and Skans, 2014; Dustmann et al., 2016), I add to the scarce literature that provides causal estimates based on exogenous variation in access to networks. There are previous papers that have used plant or establishment closures to identify causal effects of networks, albeit with very different approaches. For instance, Eliason et al. (2018) use

establishment closures in the network of a firm's incumbent workers as supply shocks directed towards the incumbent's firm and analyze the subsequent effects on firm outcomes. The other papers focus on the importance of network characteristics. Cingano and Rosolia (2010) use plant closures to show that an increase in the employment rate among former co-workers decreases unemployment duration. In a similar approach, Glitz (2017) uses the displacement rate among former co-workers as exogenous variation in network strength to analyze the effects on individuals' re-employment and wages. Saygin et al. (2014) extend a similar analysis by showing that firm-side hiring probabilities are higher for displaced workers who are connected through a former co-worker.

In contrast, I focus on variation in access to employer connections for a population that might be particularly prone to suffer long-lasting consequences in the absence of employer connections since previous research suggests that networks are particularly important for young and inexperienced workers (see e.g. Kramarz and Skans, 2014) and additionally provide new evidence on how those workers compensate for the loss of some type of contacts through others.

The paper also contributes to the literature on the returns to in-school and in-college jobs by discussing an additional channel through which in-school jobs might matter for labor market outcomes. Most of the existing literature focuses on the skill-enhancing aspect of in-school work and its effect on subsequent earnings (see Carr et al., 1996; Ruhm, 1997; Light, 2001; Hotz et al., 2002; Häkkinen, 2006). While early studies (see Carr et al., 1996; Ruhm, 1997; Light, 2001) consistently show that in-school work is associated with substantial and lasting positive effects on labor market outcomes, later papers such as Häkkinen (2006) or Hotz et al. (2002) put greater focus on assessing the robustness of this association. Häkkinen (2006) addresses possible selection into in-school work by instrumenting work experience with local unemployment rates and finds that the effect of work experience increases earnings immediately after labor market entry, but does not find any long term effects. The absence of long run effects is also in line with Hotz et al. (2002), who use a discrete choice model to account for selection.

The paper is structured as follows: Section 2 provides a discussion of the institutional background, followed by the empirical model in Section 3 and a detailed description of the data in Section 4. Short term results, validation exercises and robustness checks are presented in Section 5. In Section 6, I provide long term effects on labor market outcomes and discuss mechanisms. Section 7 concludes.

2 Institutional background

2.1 The Swedish school system

Following nine years of compulsory school, Swedish students can choose to enroll in upper secondary education, which is divided into several academic and vocational tracks. Students

can apply to specific programs such as “childcare”, “construction” or “business” based on their grade point average from compulsory school.⁴ The vast majority of students enrolls in upper secondary education with roughly half of a cohort opting for academic tracks and the other half for vocational tracks and about 85% of a cohort graduates from high school. Vocational programs provide training for occupations such as construction worker, electrician or care worker with a limited amount of on-site training with employers that usually amounts to five weeks per year. In contrast to central Europe, there are no large scale apprenticeship programs in Sweden. The majority of vocational students enters the labor market upon graduation, while graduates from academic programs tend to enroll in college or university.

Today, academic and vocational programs are three-years long, however up to 1994, vocational programs were limited to two years. For cohorts graduating from 1995 onwards, the extension of vocational programs meant that vocational graduates were put on par with academic graduates with regard to eligibility for university admission. This did however not change the fact that the vast majority of vocational students enters the labor market directly after graduation and that transition rates to university remain low.

2.2 In-school work

It is very common that Swedish students work during high school and the majority of those jobs are found through the ordinary labor market as opposed to jobs that are arranged through cooperation of schools and employers. In the analysis, I refer to jobs during the year prior to graduation as in-school jobs. While it is possible to work part-time during the school year, most of the in-school work experience is gathered throughout the two months of summer vacation. Due to seasonal jobs and generous vacation laws that grant employees the right to take out at least four of their five weeks of paid vacation, demand for staff is high during this period.⁵

It is important to note that the period of analysis also includes some of the most turbulent times for the Swedish economy. While unemployment rates were low throughout most of the 1970s and 1980s, Sweden was hit by a major recession in the early 1990s that led to soaring unemployment (see e.g. Holmlund, 2003). Particularly young workers were hit and faced unemployment rates of up to 25 percent during the peak of the recession. Whilst recovery set in by the end of the 1990s, employment never reached pre-recession levels again.

In contrast, the financial crisis in the late 2000s led to a comparatively moderate increase in youth unemployment rates, albeit from much higher levels.

⁴Students who enroll in vocational programs have on average a somewhat lower compulsory GPA.

⁵While most in-school jobs are acquired through the regular labor market, municipalities also provide some summer jobs. These municipality-provided jobs are short-term (usually artificial) jobs that pay little and often provide few contacts to real employment opportunities (see Alam et al., 2015).

3 Empirical Method

My goal is to identify the short and long run labor market effects of losing the opportunities associated with an intact employer connection acquired through work during high school. The identifying variation in my empirical model stems from closures of establishments that employed graduates and that closed within the nine months prior to graduation. As such, I compare graduates from the same graduation cohort and class (defined as attending the same school and vocational track) that only differ in access to an employer link upon graduation due to an establishment closure.

I estimate the following baseline model:

$$Outcome_{ic(t+n)} = \mu_{ct} + \beta \text{ establishment closure}_{ict} + \delta X_i + \varepsilon_{ict}, \quad (1)$$

where μ_{ct} are class x graduation year fixed effects. X_i are individual characteristics including age, gender, grade rank from high school and immigrant background. Additionally, the vector includes average monthly in-school job earnings in $t - 1$ to proxy work experience and to make sure that any effect is not driven by differences in the amount of work experience that was acquired prior to labor market entry. β captures the effect of losing one's direct connection to a former in-school employer due to an establishment closure between $t - 1$ and t . I distinguish between short and long run outcomes defined as: $Outcome_{ic(t+n)}$ with $n = 0$ measures (1) the probability of having a (stable) job in graduation year t and (2) earnings. $Outcome_{ic(t+n)}$ measures (1) and (2) in each year $t + n$ after graduation for up to 15 years.

In the analysis, I keep all students who had any positive earnings from a job in the year prior to graduation. The inclusion of the class fixed effects assures that the identifying variation occurs between classmates. A feature of this approach is that peers from the same class are identified by a common school and vocational track identifier. This implies that classmates do not only resemble each other in terms of location and school environment, but also in their choice of a prospective future career path since the vocational tracks are aimed towards specific fields and occupations (for example, "auto-mechanics", "construction" or "healthcare"). Another advantage of using class fixed effects is that this approach mitigates concerns that labor market outcomes are affected by differences in the national or local unemployment rate at the time of graduation since I only compare classmates who graduate in the same calendar year and who therefore face the same labor market conditions at the time of graduation as well as in each subsequent year in the analysis.

I interpret an establishment closure as an exogenous shock to students' opportunities. To be precise, this includes both the loss of an employer link as well as the fact that students may have acquired (firm-specific) human capital during the in-school job that is no longer of relevance.

A causal interpretation relies on the assumption that there are no other factors that simultaneously affect graduates' propensity to work at an establishment that closes and that affect

employment outcomes. A possible concern could be sorting into closing establishments by student quality; e.g. high school students who are employed by establishments that will eventually shut down are more likely to have certain characteristics that also lead to worse employment outcomes. Also, closures do not occur randomly across all establishment sizes and industries. I address this issue early on by the discussion of the balance tests in Section 5. To make sure that my results are not driven by selection of the establishment type that closes, I will show that any such sorting patterns are small in size and disappear once I take into account establishment characteristics. I show that limiting my variation to classmates within the same earnings quartile and/or industry of in-school work establishment confirms my findings.

I confirm that sorting does not appear to be a concern by using a second approach that uses future closures of former in-school establishments that occur in year $t + n$ after graduation to test for systematic differences of students with jobs at establishments that close and those that remain in business. In addition, I also provide evidence for the robustness of my estimates by focusing on non-seasonal industries only and by using different restrictions on establishment size.

4 Data and description

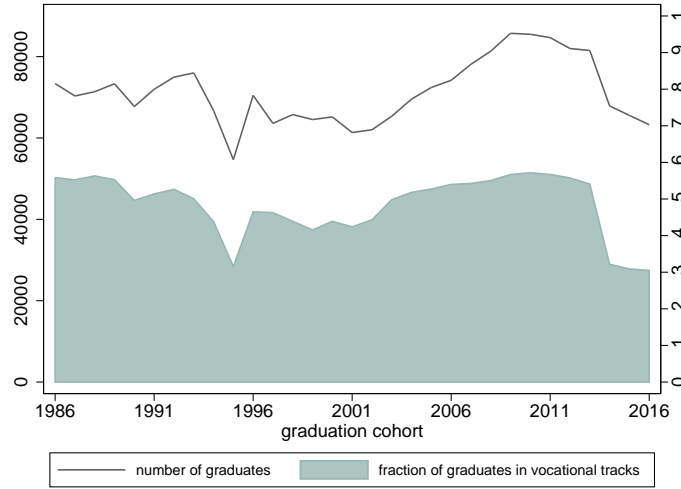
4.1 Data sources

In the analysis, I use matched employer-employee register data from Statistics Sweden. The graduate population of interest is defined by the Upper Secondary School graduation register, which entails information on all students who graduated from upper secondary school each year. The register allows me to identify my sample of all vocational students (at age 18 or 19) who graduate in a given year.

Figure 1 shows the number of high school graduates for each year as well as the share of graduates in vocational tracks. During my period of analysis from 1986-2015, 2,147,307 students graduate from upper secondary school of which 1,066,715 graduate from vocational tracks.

The graduation registers are linked with register data containing information on demographic characteristics as well as with matched employer-employee data covering Sweden's entire working age population (aged 16-69). This data includes detailed information on individuals' earnings received from employment as well as the time period each employment spell lasted. I use this data set to identify whether and where graduates have work experience from an in-school job in the year prior to graduation. I keep all jobs that generated positive earnings.

Figure 1: Fraction of vocational graduates



Notes: The figure shows the number of high school students in Sweden who graduate in a given year (black line) as well the share of students who graduates from a vocation high school track.

4.2 Post-graduation employment

A main concern is to identify students' employment outcomes after graduation. As in Kramarz and Skans (2014) and Hensvik et al. (2017), I focus on the concept of “stable jobs” in order to capture a level of labor market attachment that clearly exceeds that of in-school jobs. In the register data, post-graduation employment status is measured 5 months after graduation, i.e. in November of the same year. I identify stable jobs as employment spells that lasted for at least four months during a calendar year including the month of November and that generated total earnings of at least the equivalent of three times the monthly minimum wage as defined by the 10th percentile of the wage distribution.⁶ If there are several spells that exceed that threshold, I keep the spell that generated the highest earnings.

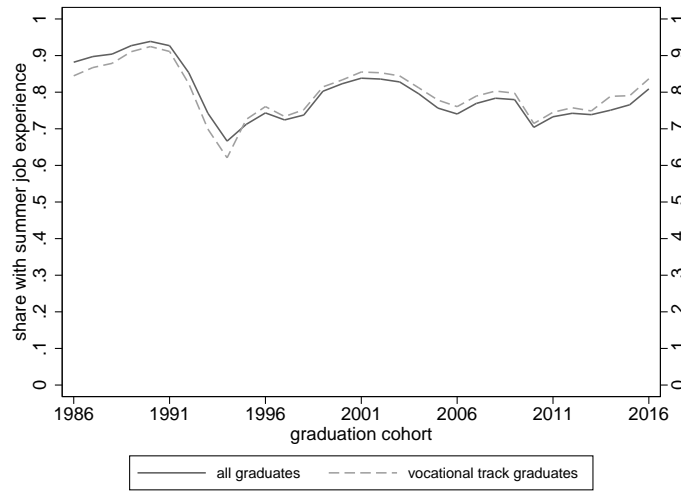
4.3 In-school market jobs

Figure 2 shows the share of graduates with any in-school job experience. Throughout the period of analysis, between 60 and 90 percent of all (vocational) students obtained some work experience. However, given that I include jobs that generated very little income that is not surprising. Still, when applying the restriction of only including jobs that generated at least $0.5 \times$ the monthly minimum wage (as measured by the 10th percentile of the wage distribution), the levels decrease to 40 to 80 percent, but follow the same pattern over time.

The importance of in-school jobs for labor market entry is reflected in Figure 3. Around 15 percent of all vocational students find their first job at a former in-school job establishment. When I account for direct transitions only, the number increases to about 30 percent (see Figure

⁶This time series is obtained from Statistics Sweden (<http://www.statistikdatabasen.scb.se>).

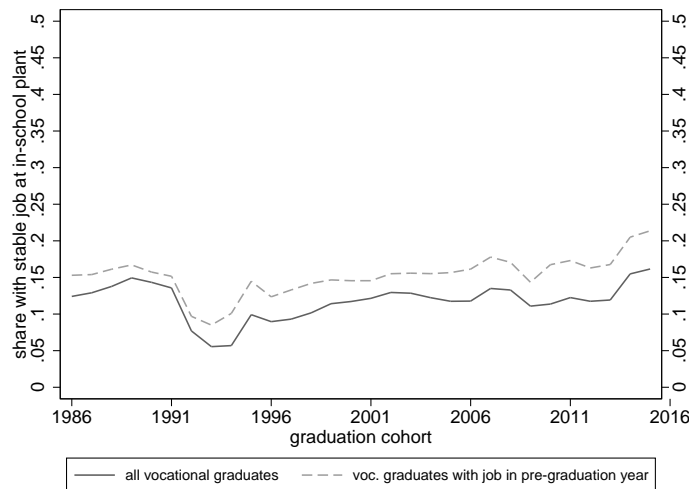
Figure 2: Fraction with in-school job experience



Notes: In-school job experience includes all graduates with positive earnings from a job in the year before graduation.

A.1), which corresponds to the recall share of more experienced displaced workers (see e.g. Fujita and Moscarini, 2017).⁷

Figure 3: Fraction returning to in-school work establishment after graduation



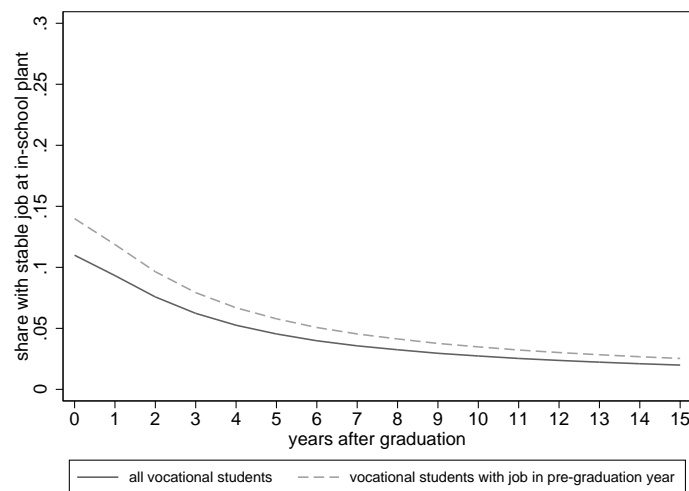
Notes: In-school job experience includes all graduates with positive earnings from a job in the year before graduation. Share returning to in-school job establishment refers to the share of all vocational graduates/vocational graduates with in-school jobs that find their first employment after graduation at a former in-school establishment.

However, are these jobs leading to future careers within the same firm or are they stepping

⁷Fujita and Moscarini (2017) find that 30 percent of separated workers in the US, including those that leave the labor force, are recalled to their last employer. Shares are even higher for those that separate into unemployment. The share of graduates returning to their previous in-school employer in Sweden is even higher if I relax restrictions on the length and earnings of the post-graduation employment spell, implying that an even higher share returns to their previous employer if I include very short and low-paying employment spells.

stone jobs from which individuals tend to move on quickly? Figure 4 shows the share of each graduation cohort that is employed at a former in-school establishment for up to 15 years after graduation. In-school jobs seem to be short term jobs that are most important during the first few years after graduation. Five years after graduation, the share working for a former employer decreases with two thirds and levels out at around 4 percent after 15 years.

Figure 4: Fraction of vocational track graduates working at in-school establishment



Notes: Sample: Vocational graduates 1986-2001. In-school job experience includes all graduates with positive earnings from a job in the year before graduation. The figure shows the share of all vocational graduates/vocational graduates with in-school jobs that is employed at a former in-school establishment in year t after graduation.

From the figure, it may appear that those jobs are stepping stone jobs that last for only a short period of time, but they are in fact less short term than jobs that are found through other channels at the same career stage (see also Hensvik et al. (2017) for a similar analysis). Table 1 shows the estimation results of a simple regression comparing the probability of remaining with the first employer after graduation for students from the same class who worked for the employer already prior to graduation and for those who did not. The probability to stay with the first employer is notably higher for students who had worked for the same employer even prior to graduation. Estimates remain higher even ten years after labor market entry, amounting to half of the mean outcome. An implication is that jobs found through in-school employers provide graduates with better long term prospects.

Table 1: Graduates stay longer if first job if they return to a former in-school employer

Outcome:	(1) Probability of staying in first job in $t + 3$	(2) $t + 5$	(3) $t + 10$
Former in-school employer	0.031*** (0.001)	0.027*** (0.001)	0.023*** (0.001)
Female	-0.015*** (0.001)	-0.013*** (0.001)	-0.009*** (0.001)
Age	-0.001 (0.002)	-0.001 (0.002)	-0.002* (0.001)
Immigrant background	-0.022*** (0.001)	-0.016*** (0.001)	-0.012*** (0.001)
Grade percentile rank	0.005*** (0.002)	0.004*** (0.001)	0.002 (0.001)
Mean outcome	0.089	0.065	0.042
Controls	yes	yes	yes
Fixed effects	class	class	class
Observations	654,588	596,307	448,363
R-squared	0.182	0.155	0.126

Notes: *** $p < 0.01$, ** $p < 0.05$. Robust standard errors clustered on classes. t refers to the year of graduation. Sample includes all vocational track graduates from 1986-2016 with an in-school job that generated positive earnings in the pre-graduation year. Immigrant background is an indicator variable for whether either parent is born outside of Sweden.

4.4 Defining establishment closures

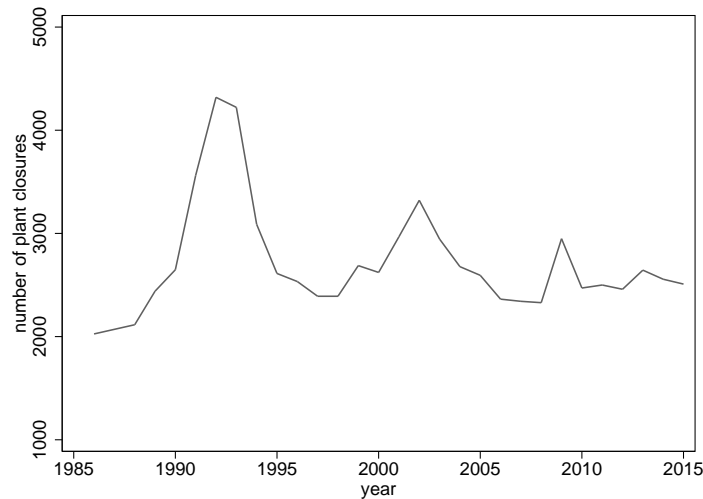
Students who lose a connection to a former employer right before entry into the labor market are left with fewer opportunities than their peers with an intact connection. This notion captures both the loss of firm-specific human capital that was acquired on the job as well as social contacts to the previous employer. In order to capture a true loss of this type of opportunities as consequence of a closure, I want to capture closures of established employers that resulted in the ceasing (and not transfer) of business activities. The closures should also have occurred close to the graduation date of any former student employees and thus impacted students' possibilities to establish ties to new employers after the closure, but prior to graduation.

I impose three restriction in order to define establishment closures. First, I identify all cases in the employer-employee register where an establishment's identifier disappears between the year prior to graduation $t - 1$ and the year following graduation $t + 1$. Second, closures should occur between October in the year prior to graduation and June in the graduation year (i.e. the last employment spell at a closing establishment should end within nine months prior to

graduation in June). Third, no more than 30 percent of the stable workforce⁸ at the ceasing establishment should be found at another establishment in year $t + 1$. I apply this restriction following Hethey-Maier and Schmieder (2013) and Eliason et al. (2018) in order to reduce the probability of mergers or dispersals being wrongly defined as an actual closure. Application of this rule also leads to the exclusion of establishments with fewer than four employees.⁹ Workers are deprived of the opportunities that arise from in-school work if they were employed at an establishment that satisfies the above three criteria.

Figure 5 shows the number of establishment closures for each year from 1986-2015. The bulk of the variation in establishment closures occurs during the time period during the first half of the 1990s when Sweden was hit by a severe recession. During the rest of the time period, the number of closures has been relatively stable with around 2000–3000 establishments closing each year.

Figure 5: Number of establishment closures



Notes: The graph shows the number of establishment closures in the economy in a given year.

Figure 6 shows the share of all vocational graduates that has been affected by the closure of a former in-school job establishment (conditional on having positive income from an in-school job). Generally, between 1 and 1.5 percent of (vocational) graduates were affected by a closure by the time they graduated and fluctuations mirror the changes in the number of closures in the previous figure. While the share might seem small, it should capture the cases where opportunities were in fact lost and should be relevant for a larger segment than just these 1-1.5 percent.

Notably, the share of affected students was highest during the recession in the early 1990s.

⁸Stable workforce refers to all employees who had a continuous employment spell at the closing establishment that meets the criteria of what constitutes a stable job. Thus, summer workers or short term substitutes are typically not counted as part of the stable workforce.

⁹I verify that my results hold when I use a different cutoff for establishment size (see section 5.2.4).

It also increased during the recession in 2008, but has followed a slight downward trend since the 2000s.

Figure 6: Share of graduates affected by in-school establishment closures



Notes: Sample: all graduates with a summer job. The graph shows the share of graduates who had a summer job at a plant that closed in graduation year t .

4.5 Summary statistics

Table 2 shows summary statistics for the analysis sample. The statistics are displayed separately for graduates with an in-school job at an establishment that did not close and graduates who were employed by establishments that closed just prior to graduation. The panels are fairly balanced even though women and graduates with an immigration background are somewhat over-represented among graduates at closing in-school job establishments. Students who were affected by a closure also attend somewhat larger classes. Students who do not have connections to a former employer due to a closure have notably lower employment rates upon graduation.

There are also differences with regard to establishment characteristics. Closing establishments are, in line with the literature, smaller in terms of number of employees (see Eliason and Storrie, 2006). Likewise, the income that an in-school job at a closing establishment generates in the pre-graduation year is slightly lower, even though this might simply reflect the fact that in-school jobs are cut short by the establishment closure.

In Section 5.2, I address whether selection of students into closing establishments is a cause of concern for the validity of my results. I provide balance tests for the baseline model and for several different specifications and present estimation results from a set of placebo-like closures. However, the evidence indicates that selection is highly unlikely to be driving the results.

Table 2: Descriptives by closure status of in-school establishment

	(1) Closure=0		(2) Closure=1	
	mean	sd	mean	sd
Female	0.452	0.498	0.486	0.500
Grade percentile rank	0.510	0.286	0.499	0.287
Age	18.749	0.433	18.722	0.448
Immigrant mother	0.058	0.234	0.086	0.281
Immigrant father	0.074	0.261	0.111	0.314
Immigrant background	0.087	0.282	0.127	0.333
Class size	33.662	32.620	37.458	35.743
Income from in-school job	20349.595	17492.761	20038.125	17675.700
Average monthly earnings	4195.816	4550.124	3456.431	3533.143
Size of in-school establishment	322.234	1137.834	246.761	3078.196
Stable job after graduation	0.414	0.492	0.353	0.478
Observations	684148		7876	

Notes: The analysis sample consists of all vocational graduates 1986-2015 with some positive earnings from a job at an establishment with at least four employees in the year prior to graduation and non-missing values for the controls. Earnings are displayed in Swedish kronor (SEK) and deflated by the 2015 consumer price index.

5 Short term results

5.1 Main results

In this section, I examine the consequences of lost opportunities from previous employer connections at the time of labor market entry. I estimate the effect of a lost employer connection due to an establishment closure on the probability of finding a stable job in the year of graduation by gradually introducing the baseline model (1) and several modifications.

Table 3 shows the estimation results. I start out by estimating the model using cohort fixed effects only. Column (1) shows the estimated impact of an establishment closure on the probability of finding a stable job. In this setup, a closure is related to a 5.4 percentage points decrease in the probability to find employment in the graduation year.

However, cohort fixed effects do not account for regional differences in background and labor market characteristics. In columns (2)-(4), I therefore use class fixed effects to estimate the model, which allows me to compare students who obtained the same education directed towards a specific profession. The impact of a lost employer connection is now associated with a 3.5 percentage point decrease in the probability of finding a stable job and is reduced to 2.8 percentage points after I include individual and establishment level controls. Note that column (3) corresponds to the baseline model set out in the empirical model section. All controls are highly significant and of the expected sign. Students with higher monthly earnings are more likely to find stable employment after graduation. Nearly the entire reduction in the size of the estimate that occurs between columns (2) and (3) is driven by the inclusion of the control for average monthly log earnings, while individual background characteristics or plant size controls

do not appear to matter, suggesting that the class fixed effect do a good job in controlling for background characteristics.¹⁰ However, the effect is still substantial and accounts for about 7 percent in relation to the mean. It corresponds to half of the estimated effect of having an immigrant background, which is one of the most important factors explaining variation in employment rates. In column (4), I allow for more flexible firm-level controls in terms of logged earnings and establishment size. The results suggest that the functional form does not matter and the estimate is almost identical.

As mentioned earlier, a concern is that results may be driven by differences in the industry of the in-school establishments. This concern is addressed in columns (5) and (6), which re-estimates the baseline model (with and without controls) with class-industry fixed effects. The identifying variation occurs between classmates with an in-school job at an establishment in the same 2-digit industry. The estimated effects are similar to the ones obtained using class fixed effects only and thus confirm the validity of the baseline model. Lost employer connections become slightly more important for short term employment prospects with an estimated impact of 3.2 percentage points after including the controls, implying that post-graduation employment rates are higher among students with in-school jobs in industries that are affected by more closures. While the results are still precisely estimated, this approach is more demanding of the data and the standard errors for this specification almost double.

In column (7), I go one step further. Since average monthly earnings is driving the reduction in the estimate after the inclusion of the control variables, I narrow my comparison group to students in the same earnings quartile within a given class and the same in-school job industry. While this specification might be too demanding of the data, it does reassuringly yield an estimate of the effect that is slightly larger in magnitude (-0.038 as compared to -0.032), but less-precisely estimated (P-value of 0.069).

The estimates are in a similar range throughout a number of specifications and imply that graduates who lost an employer connection due to the closure of a former in-school job establishment have a notably less successful school-to-work transition than their classmates.¹¹

¹⁰See also Table A.1 in the appendix for a gradual introduction of individual and establishment characteristics.

¹¹In Hensvik et al. (2017), we show that high school graduates are also significantly more likely to get employed at establishments to which co-workers from previous in-school jobs have relocated, even though these contacts are in comparison far less decisive for where students find employment as compared to the direct employer connections from an in-school job. However, this means that co-workers who relocate as a consequence of a closure might offset some of the negative effects of a lost direct connection to an employer and that this effect is included in the estimates. This would likely mean that the estimates would be even larger in size if the closure would not generate new connections through relocated former co-workers.

Table 3: Short-term results of a lost employer contact

Specification	Dependent variable: Stable job in graduation year						
	(1)	(2)	(3)	(4)	(5)	(6)	(7)
Closure	-0.054*** (0.005)	-0.035*** (0.006)	-0.028*** (0.006)	-0.029*** (0.006)	-0.035*** (0.011)	-0.032*** (0.011)	-0.038* (0.021)
Female			-0.015*** (0.002)	-0.016*** (0.002)		-0.013*** (0.004)	-0.008 (0.007)
Age			0.037*** (0.003)	0.037*** (0.003)		0.042*** (0.006)	0.022** (0.010)
Immigrant background			-0.057*** (0.002)	-0.057*** (0.002)		-0.056*** (0.004)	-0.053*** (0.007)
Grade percentile rank			0.040*** (0.003)	0.040*** (0.003)		0.036*** (0.005)	0.012 (0.009)
Log monthly earnings			0.046*** (0.001)	0.093*** (0.004)		0.054*** (0.001)	0.006* (0.003)
Log establishment size			-0.014*** (0.000)	0.004** (0.002)		-0.003*** (0.001)	-0.002 (0.002)
Sq log monthly earnings				-0.003*** (0.000)			
Sq log establishment size				-0.002*** (0.000)			
Mean outcome	0.41	0.41	0.41	0.41	0.41	0.41	0.41
Fixed effects	cohort	class	class	class	industry	class-ind.	earn. quartile
Observations	692,024	692,024	692,024	692,024	691,828	691,828	691,828
R-squared	0.054	0.234	0.246	0.247	0.607	0.613	0.803

Notes: *** p<0.01, ** p<0.05. Robust standard errors clustered on classes. Sample includes all vocational track graduates from 1986-2015 with a job that generated positive earnings in the pre-graduation year. Monthly earnings refers to the average monthly earnings from the pre-graduation year at the in-school job establishment. Immigrant background is an indicator variable for whether either parents is born outside of Sweden. The model in column (1) is estimated using cohort fixed effects, columns (2)-(4) using class fixed effects, columns (5)-(6) using class-industry fixed effects and column (7) class-industry-earnings quartile fixed effects.

5.2 Validation exercises & robustness checks

5.2.1 Balance tests

A main concern is that student sorting into closing establishments is not random and that students who are employed at such establishments have worse labor market outcomes for other reasons.

In order to test for sorting, I estimate Equation 1 using the control variables as outcome variable in Table 4. In each column, the results of this exercise are displayed using a different set of fixed effects. Column (1) shows the results using class fixed effects. While differences in individual characteristics are precisely estimated, they are small: having worked in an establishment that closes decreases the grade rank by 1.5 percentiles. The probability to have an immigration background increases with 2.2 percentage points for students whose in-school work establishment closed down just prior to graduation.

Table 4: Balance tests

	<i>Model estimated with:</i>		
	class fixed effects (1)	class-industry fixed effects (2)	class-ind.-quartile fixed effects (3)
Female	0.004 (0.005)	-0.010 (0.009)	-0.010 (0.018)
Age	0.010*** (0.003)	0.013** (0.006)	0.015 (0.012)
Immigrant background	0.022*** (0.004)	0.008 (0.008)	-0.002 (0.015)
Grade percentile rank	-0.015*** (0.003)	-0.016*** (0.006)	-0.016 (0.012)
Log avg monthly earnings	-0.156*** (0.016)	-0.061** (0.028)	-0.044 (0.038)
Log establishment size	-0.183*** (0.019)	-0.023 (0.030)	0.039 (0.055)
Observations	692,024	691,828	691,828

Notes: *** $p < 0.01$, ** $p < 0.05$, * $p < 0.1$. Robust standard errors are clustered on classes. The table shows the results of using the control variables of the model from equation (1) as outcome variables using the indicated set of fixed effects.

The covariates that matter for the magnitude of the estimated effect of a closure are the control for the characteristics of the closing establishments, mainly average monthly earnings and size of the establishment (measured as the number of employees). In Table A.1, I gradually introduce first individual controls and in a second step average monthly earnings and establishment size in both the model using class fixed effects and class-industry fixed effects. While the introduction of the individual background characteristics matters little for the size of the estimate, we see that the reduction in the magnitude is indeed driven by the earnings and size controls, indicating that selection on observable individual characteristics is of little concern in

practice.

For re-assurance, I also provide balance tests for the model using class-industry fixed effects in column (2) of Table 4. The estimates show that differences in immigration background are driven by differences in the industries of closing establishments and not significantly different by closure status of the establishment, thus further mitigating concerns about selection.

In the third column, I provide the same balance test, while making use of the fact that monthly earnings matter. In this setup, I only use variation within in-school establishment industry among classmates in the same earnings quartile, which however leads to a loss of precision. None of the covariates are significantly different by closure status. Reassuringly, using those class-industry-earnings quartile fixed effects to estimate the effect on having a stable job in the year of graduation provided significant and even slightly larger estimates of the main effect (see Table 3, column 7).¹² As a whole, the above tests show that selection is highly unlikely to be driving the main results.

5.2.2 Placebos

I corroborate that conclusion that selection is unlikely to be driving the results by employing an alternative strategy using placebo closures. The idea is that immediate employment outcomes upon graduation should not be affected by closures of former in-school establishments that occur in the future. We would expect that such placebo closures should have no, or at least a smaller, impact on the probability to find stable employment after graduation.

It is of course possible that a future closure in the years following graduation might already diminish students' opportunities to some extent before it occurs. However, even in that case we would expect smaller effects. Any sizable negative effect of such placebos would suggest that students are negatively selected into ceasing establishments.

In practice, I identify in-school establishments that close during the three years following graduation. I then estimate the effects of such future placebo closures on the probability of having a stable job during the graduation year. Table 5 shows the effect of such placebo closures during the first three years after graduation. In all cases, the estimates are close to zero (compare to the baseline in Table 3, column 4) and not statistically significant, suggesting that there is no evidence for sorting of worse-performing students into ceasing establishments.

¹²Note also that average earnings are closely correlated with the size of the establishment. Using variation between classmates with an in-school job in the same industry and establishment size category provides similar balance tests and estimates of the effect on stable employment as using earnings quartiles.

Table 5: Placebo tests

	<i>Dependent variable:</i> Stable job in graduation year		
	(1)	(2)	(3)
Placebo closure in $t + 1$	0.010 (0.006)		
Placebo closure in $t + 2$		0.007 (0.007)	
Placebo closure in $t + 3$			0.008 (0.007)
Mean outcome	0.41	0.41	0.41
Additional controls	yes	yes	yes
Fixed effects	class	class	class
Observations	665,491	638,999	611,130
R-squared	0.244	0.244	0.245

Notes: *** $p < 0.01$, ** $p < 0.05$. All regressions include controls for gender, age, immigrant background, grade rank, log monthly earnings and log establishment size. Robust standard errors clustered on classes. t refers to the year of graduation. The sample includes all students with an in-school job 1986-2014 (column 1), 1986-2013 (column 2) and 1986-2012 (column 3).

5.2.3 Removing Seasonal Industries

A caveat to the interpretation of the results is the fact that the nature of in-school jobs varies widely. In the analysis thus far, I do not make a distinction between the relevance of in-school jobs for future career prospects, implying that certain types of jobs are included that are unlikely to lead to a stable job after graduation. This might particularly apply to jobs in seasonal industries, such as ice cream vendors or farm workers during harvesting season.

As a robustness check, I re-run the baseline model from Table 3 after excluding jobs in mainly seasonal industries. In order to avoid arbitrariness in the definition of seasonal industries, I use a data-driven approach instead of manually excluding industries. I first calculate the length of all students' employment spells within the same industry to arrive at the share of employment spells within a given industry that only last throughout the three months of summer. If the industry share of seasonal spells is larger than a given cutoff, I define those industries as seasonal and exclude them from the analysis.

Table 6 shows the results of this exercise. The different columns correspond to different cutoffs with regard to the share out of all jobs that only occur during the summer season. Note that the definition of a seasonal industry is stricter when the percentage of employment spells during the summer is higher, which is why fewer observations are categorized as seasonal and excluded in the first column than in the next two columns. Excluding industries with more than 70 percent seasonal spells, the point estimate is as good as identical to the one obtained in

Table 6: Excluding in-school jobs in seasonal industries

	<i>Dependent variable:</i>		
	Stable job in graduation year		
	Excluding industries with > X% seasonal spells		
	>70%	>50%	>30%
Closure	-0.027*** (0.006)	-0.031*** (0.006)	-0.037*** (0.007)
Female	-0.015*** (0.002)	-0.015*** (0.002)	-0.014*** (0.003)
Age	0.038*** (0.003)	0.041*** (0.003)	0.053*** (0.004)
Immigrant background	-0.058*** (0.002)	-0.058*** (0.002)	-0.061*** (0.003)
Grade percentile rank	0.040*** (0.003)	0.042*** (0.003)	0.048*** (0.004)
Log avg monthly earnings	0.049*** (0.001)	0.055*** (0.001)	0.069*** (0.001)
Log establishment size	-0.012*** (0.000)	-0.010*** (0.000)	-0.006*** (0.001)
Fixed effects	class	class	class
Observations	675,328	594,993	393,340
R-squared	0.248	0.257	0.275

Notes: *** p<0.01, ** p<0.05. Robust standard errors clustered on classes. Sample includes all vocational track graduates from 1986-2015 with an in-school job that generated positive earnings in the pre-graduation year and that worked in seasonal industries. Seasonal industries are defined as those industries, in which more than the indicated share of employment spells occurs during the three months long summer season. Average monthly earnings is the average monthly earnings from the pre-graduation year at the in-school job establishment. Immigrant background is an indicator variable for whether either parent is born outside of Sweden.

the baseline model. When I apply a less restrictive definition of a seasonal industry, the point estimates are highly significant and larger than previously, hence implying that a lost employer connection due to an establishment closures might have an even greater impact in industries that are not subject to strong seasonality. Fewer employment opportunities in seasonal industries after the summer are a likely reason for why lost connections to employers in non-seasonal industries yield larger negative effects on stable employment.

5.2.4 Restrictions on establishment size

Due to the rule that not more than 30 percent of the workforce should be employed at the same new establishment following a closure, I exclude establishments with less than four employees

Table 7: Restrictions on establishment size

	<i>Dependent variable:</i> Stable job in graduation year	
	Excluding establishments with < 10 employees (1)	(2)
Closure	-0.030*** (0.006)	-0.028** (0.012)
Female	-0.008*** (0.002)	-0.006 (0.004)
Age	0.037*** (0.003)	0.043*** (0.006)
Immigrant background	-0.057*** (0.002)	-0.056*** (0.004)
Grade percentile rank	0.035*** (0.003)	0.029*** (0.005)
Log avg monthly earnings	0.046*** (0.001)	0.055*** (0.001)
Log establishment size	-0.017*** (0.000)	-0.007*** (0.001)
Fixed effects	class	class-industry
Observations	619,479	619,359
R-squared	0.254	0.623

Notes: *** $p < 0.01$, ** $p < 0.05$. Robust standard errors clustered on classes. Sample includes all vocational track graduates from 1986-2015 with a job that generated positive earnings in the pre-graduation year at an establishment with at least 10 (columns 1-2) employees. Average monthly earnings is the average monthly earnings from the pre-graduation year at the in-school job establishment. Immigrant background is an indicator variable for whether either parents is born outside of Sweden.

from the analysis. I confirm that another size restriction on establishments as commonly applied in the literature does not affect the validity of the results.

I use another cutoff and exclude establishments with less than 10 employees following the more recent literature on establishment closures that typically excludes very small establishments using a cutoff of 10 employees or fewer (see, for instance, Eliason and Storrie, 2009; Eliason et al., 2018; Hethey-Maier and Schmieder, 2013; Huttunen et al., 2011).

Table 7 re-estimates the main model using both class and class-industry fixed effects, while excluding establishments with less than ten employees. The results confirm the validity of the main results and the estimates are indeed very similar to the ones obtained in Table 3.

5.3 Heterogeneous effects

Previous research has suggested that the benefits of social contacts vary by individuals' characteristics, providing evidence that social contacts might be more important for males and individuals with lower levels of education (see, for instance Pellizzari, 2010; Corcoran et al., 1980; Datcher, 1983; Elliot, 1999). In addition, characteristics of the establishment itself, such as size, might matter as well. For instance, it might be easier to establish a contact to someone in a hiring capacity in smaller as opposed to bigger and more anonymous establishments. I test for heterogeneous results in the aforementioned dimensions by using pooled regressions with separate fixed effects and covariates for each gender and grade quartile. In addition, I analyze whether the effect of lost employer connection differs between below and above average unemployment years since employer contacts are more predictive of where young workers start their careers during recessions (see Hensvik et al., 2017). The pooled regressions are estimated using both class fixed effects and class-industry fixed effects. Overall, the results suggest (with few exceptions) little evidence of systematic heterogeneity and results are therefore confined to the appendix.

Using class fixed effects, the effects are very similar to the baseline estimate for almost all groups (see Tables A.2 and A.3) and there are no significant differences by gender or grade quartiles. Surprisingly, there is no clear evidence of heterogeneous effects by below and above average unemployment rates. However, the mean employment rate is lower during years with above average unemployment rates, suggesting that the impact of losing an employer connection is larger during downturns in relative terms. There are also no significant differences by the size of the in-school work establishment (see panel D), even though the point estimates seem to indicate that contacts to establishments with less than 50 employees are more helpful in finding a stable job.

Note also that estimates are greater for students in the lowest grade quartile when using class-industry fixed effects (see appendix tables A.4 and A.5). In line with the literature, the magnitude of the effect is larger for students in the bottom grade quartile (relative to students in the middle of the grade distribution) and during times of high unemployment. The fully interacted model does however come at the cost of precision and does not allow to statistically differentiate between the estimates.

Table A.6 (and A.7, using class-industry fixed effects) shows heterogeneous results for some of the most common fields of specialization in vocational tracks as the usefulness of employer links might vary across the field of specialization. A caveat to the interpretation of this approach is, of course, that there might be differences across tracks in the degree to which students find in-school jobs in industries that are relevant to their field of specialization. There is, however, no evidence that the negative effect of a lost employer connection is driven by students in a particular vocational track. Even though limiting the sample to the students in a specific track leads to less precision, the results indicate that the loss of an employer links has

a negative effect on stable employment regardless of the chosen vocational track, but is larger in magnitude for students in construction, business and electronics.

6 Long term results and mechanisms

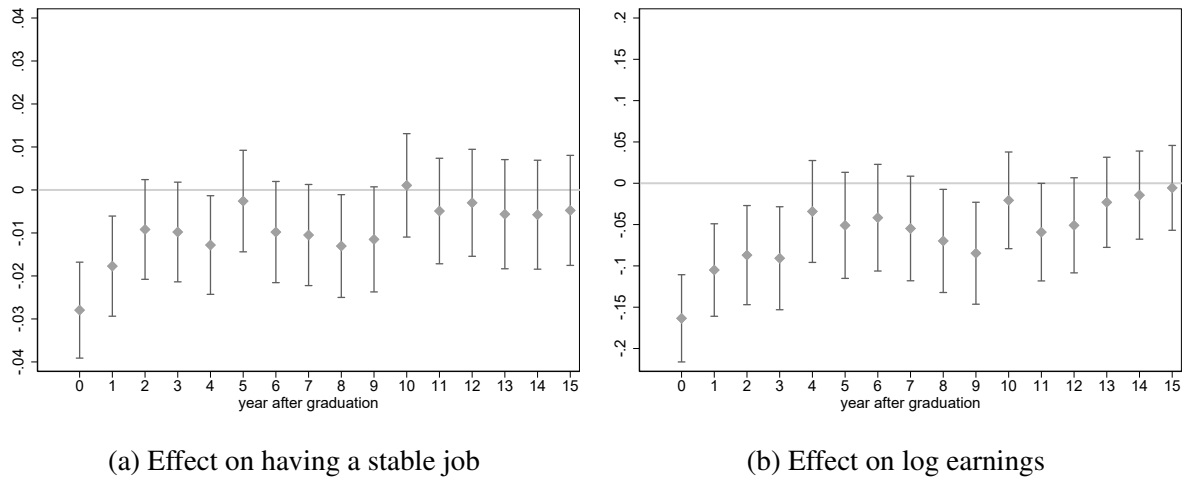
6.1 Long term results

The previous section established that immediate employment rates are lower for graduates who were affected by the closure of an in-school job establishment. Most in-school jobs are only used as stepping stones to ease the transition into the labor market, but seldom lead to long-lasting careers. As such, one could expect the effects of such establishment closures to be temporary. At the same time, the scarring literature suggests that even short unemployment spells at the beginning of one's career can have a lasting impact on unemployment and earnings later in life (Gregg, 2001; Burgess et al., 2003; Arulampalam, 2008; Neumark, 2002; Skans, 2011).

I analyze the long run effects of a lost employer connection by estimating the effect of an establishment closure on (a) the probability of having a stable job and (b) log earnings for each of the 15 years following graduation. In each regression, the sample includes all students that can be observed in the data for the indicated number of years after graduation. Figures 7a and 7b show that the negative effect of a lost employer connection persists beyond the year of graduation. The effects on stable employment are strongest immediately after graduation. By the second year after graduation, they are reduced by more than half in magnitude, but persist for about a decade before they fade out (with P-values of around 0.05 or just above apart from the fifth year after graduation). Additionally, I estimate the effect of a closure over a 10-year follow-up period using the same balanced sample in each of the ten regressions. (see the left-hand side of Figure A.2 in the appendix), which reduces my original sample by about a third. The immediate effect on finding stable employment is slightly smaller in the sample with the 10-year follow-up period (around .023 as compared to .028), but larger thereafter. Note also that the majority of these estimates is significant at the 95 percent level.

The right-hand figure shows that the reduction in stable employment shares comes hand-in-hand with earnings losses (see Figure 7b). Immediately upon graduation, students who worked for an establishment that closed prior to graduation suffer from earnings losses of around 16 percent. In a similar pattern as for the stable employment outcome, losses in the subsequent years are notably smaller, but still sizable with up to 10 percent during the first three years and between 4 and 8 percent thereafter. Earnings losses are persistent for around a decade before they level out. Using the balanced sample, I estimate the effects of a lost employer connection on earnings over a 10-year follow-up period (see Figure A.2b). The effects on log earnings are again a bit larger in magnitude, but confirm the general pattern and persistence of the effects during the decade following graduation.

Figure 7: Long term effects of closure in year $t + i$ after graduation



Notes: Sample includes all vocational track graduates from 1986-2015 with an in-school job that generated positive earnings in the pre-graduation year and that can be followed for the indicated number of years after graduation. Estimates correspond to estimating the model in column (3) in Table 3. 95% confidence intervals are displayed. Standard errors are clustered on classes.

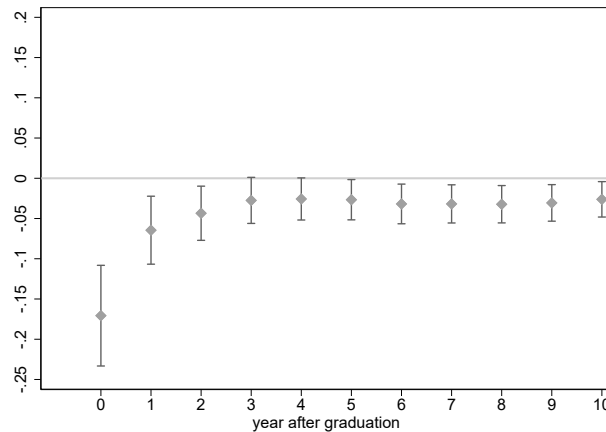
The long-term effects are even large in relation to the consequences of suffering from job loss due to an establishment closure later in life as documented in other Scandinavian studies. The effects on employment are smaller than the ones in Eliason and Storrie (2006), who find that displaced Swedish workers aged 21-30 are 2-6 percentage points less likely to be employed in the 12 years following displacement. With regard to earnings, the effects during years 1-10 after graduation are similar in size to the 5-10 percent reduction in earnings in the seven years following displacement in Bratberg et al. (2008), but slightly larger than the 3-5 percent decline in earnings in Huttunen et al. (2011) or the 4-6 percent decline in Eliason (2011).¹³

Finally, Figure 8 shows how graduates' accumulated earnings were affected by the loss of an employer connection during the first ten years after graduation. While losses in accumulated earnings quickly diminish within the first three years after graduation, there is evidence that affected students have 3 percent lower accumulated earnings than their peers even ten years after graduation.

The results thus reinforce the picture that the negative effects from lost employer connections due to an establishment closure prior to graduation take notably long to subside completely and can even be considered large given that only a third of students is making use of their opportunities in the baseline.

¹³Note that all mentioned studies focus on the effects of displacements for male workers and generally wider age groups.

Figure 8: Long term effect of closure on accumulated earnings



Notes: Sample includes all vocational track graduates from 1986-2005 with an in-school job that generated positive earnings in the pre-graduation year and that can be followed for the indicated number of years after graduation. Estimates correspond to estimating the model in column (3) in Table 3 and are displayed with the corresponding 95% confidence intervals. Standard errors are clustered on classes.

6.2 Match quality and industry adjustments

So far I have shown that graduates who lose an employer link just prior to entering the labor market have worse employment outcomes and lower earnings than their peers with an intact employer contact. However, it is likely that not all connections to employers are equally productive. Connections to employers that operate in industries that are related to the students' vocational track are more likely to ease the transition into the chosen profession. As the data does not allow to directly identify industries that correspond to a given vocational track, I rely on a statistical criteria instead of manually matching vocational tracks and industries in order to avoid arbitrariness in measuring whether the industry of the student's in-school establishment is related to the student's vocational track. For students in each vocational track, I identify the two most common industries that the graduates worked in in five years after graduation. In-school jobs are defined as relevant with respect to the vocational track if the in-school establishment operated in either of these two most common industries.

Table 8 shows the results from a pooled regression with separate fixed effects and covariates for students working in industries related and unrelated to the vocational track they are enrolled in.¹⁴ The effect of a closure on stable employment is negative in both cases, but roughly three times larger if the industry of the in-school job was related to the vocational track, indicating that the majority of the effect is driven by lost employer connections in relevant industries (Panel A). Connections to establishments in other industries appear to be less helpful in finding stable employment, likely because they only provide employer links to industries with worse career prospects given the field of specialization and therefore less desirable job options. After ten years, the employment effect subsides regardless of whether the in-school job was in an

¹⁴Table A.8 shows the results using class-industry fixed effects.

industry related to the field of specialization.

Table 8: By relevance of in-school job

	All (1)	Non-relevant industry (2)	Relevant industry (3)	Difference (3)-(2) (4)
A. Stable job in t				
Closure	-0.028*** (0.006)	-0.015* (0.006)	-0.047*** (0.012)	-0.033*** (0.014)
Mean outcome	0.413	0.392	0.470	
Controls	yes	yes	yes	
Fixed effects	class	class	class	
Observations	692,024	510,005	182,019	
R-squared	0.246	0.294	0.294	
B. Stable job in $t + 10$				
Closure	0.002 (0.006)	0.002 (0.008)	-0.003 (0.013)	-0.001 (0.015)
Mean outcome	0.771	0.770	0.780	
Controls	yes	yes	yes	
Fixed effects	class	class	class	
Observations	437,761	320,65	117,106	
R-squared	0.127	0.173	0.173	

Notes: *** $p < 0.01$, ** $p < 0.05$, * $p < 0.10$. Robust standard errors clustered on classes. t indicates the year of graduation. All results are from a pooled regression with separate fixed effects for in-school jobs in industries that are/are not related to the vocational track field. Lincom is used to calculate estimates and test for differences. The sample includes all vocational track graduates from 1986 to 2015 (Panel A)/1986-2005 (Panel B) with a job that generated positive earnings in the pre-graduation year.

In addition, students who lose a link to an employer in a relevant industry do not only lose the chance of re-employment at the same establishment, but might also be at a disadvantage in entering other establishments in a relevant industry and might instead be forced to consider jobs in industries with worse career prospects in order to avoid unemployment. The closure of an in-school establishment could thus shift students from the industry of the in-school establishment towards different industries. In order to find out whether there is evidence of such shifts, I analyze whether students are more likely to switch to a post-graduation job in a different industry than during high school depending on whether they lost a relevant or non-relevant employer connection.

The regression results are summarized in Table 9. The effect of a closure on the probability of being employed in an 2-digit industry other than the 2-digit industry of the in-school establishment is displayed directly upon graduation (Panel A) and ten years after graduation (Panel

Table 9: Industry adjustments

	All (1)	Non-relevant industry (2)	Relevant industry (3)	Difference (3)-(2) (4)
A. Stable job in different industry in t				
Closure	0.006* (0.009)	-0.006 (0.013)	0.024** (0.011)	0.030* (0.017)
Mean outcome	0.211	0.252	0.095	
Controls	yes	yes	yes	
Fixed effects	class-ind.	class-ind.	class-ind.	
Observations	691,828	509,809	182,019	
R-squared	0.671	0.672	0.672	
B. Stable job in different industry in $t + 10$				
Closure	0.021 (0.013)	0.020 (0.018)	0.023 (0.021)	0.002 (0.028)
Mean outcome	0.611	0.674	0.440	
Controls	yes	yes	yes	
Fixed effects	class-ind.	class-ind.	class-ind.	
Observations	437,565	320,459	117,106	
R-squared	0.562	0.563	0.563	

Notes: *** $p < 0.01$, ** $p < 0.05$, * $p < 0.10$. Robust standard errors clustered on classes. t refers to the year of graduation. Results in columns 2-3 are from a pooled regression with separate fixed effects for in-school jobs in industries that are/ are not related to the vocational track field. Lincom is used to calculate estimates and test for differences. Sample includes all vocational track graduates with a job that generated positive earnings in the pre-graduation year. Sample includes graduates from 1986 to 2015 (panel A) and 1986-2005 (panel B). In panel B, the sample is also restricted to cases in which I can identify a consistent industry ten years later.

B).¹⁵ The model is estimated using class-industry fixed effects, indicating that students in the same track and with an in-school job within the *same* industry are 0.6 percentage points more likely (significant at the ten percent level) to switch industries upon graduation if they were affected by a closure (see panel A, column 1). The entirety of the short run effect is driven by a 2.4 percentage point increase in the probability to work in a different industry for graduates with an in-school job in a relevant industry. The effect is about a quarter in relation to the mean. Adverse effects of a closure are thus magnified for graduates who lost a link to an employer in a relevant industry. Not only are they less likely to be employed in the short run, but they also end up in worse matches if they find a stable job.¹⁶ There is, however, no evidence of lock-in

¹⁵The sample in Panel A consists of all vocational track graduates 1986-2015 with positive earnings in the year prior to graduation, while the sample in Panel B is reduced to the vocational graduates from 1986-2005 that I can follow over a 10-year period.

¹⁶Short term effects are larger when conditioning on employment status, but less well identified. About half of employed graduates find their first stable job in an industry different from the one of the in-school job.

effects in the long run.

6.3 Parental contacts

I have shown that graduates who lost the opportunities provided by an intact employer connection at the time of graduation have worse employment outcomes in the short run as compared to their peers with an intact connection. However, the negative employment effect might be partly offset if graduates are able to replace lost employer connections with alternative methods of job finding. A potential strategy could be to substitute lost employer connections with greater reliance on other existing social contacts. Social contacts that might be readily available for young workers are parents and other family members or displaced co-workers from the in-school establishment who have found another job following the closure of their former work establishment. I focus on parental links, whose importance for the school-to work transition has been documented by Kramarz and Skans (2014), showing that students who find their first job through their parents enter the labor market faster and remain longer in their jobs while experiencing faster wage growth.

I start out by letting the effect of a closure vary by the presence of a parent at the in-school establishment. I extend equation (1) by adding an interaction between closure status and a dummy indicating whether a parent was simultaneously employed at the in-school establishment and examine the effects on stable employment in the year of graduation. The results are displayed in column (1) of Table 10. Even though I measure the effect of a parent who is present at the in-school establishment as opposed to at the first job after graduation, the general effects of working at the same establishment as a parent are well in line with Kramarz and Skans (2014). Graduates who worked with one of their parents prior to graduation also have a slightly higher probability to have a stable job after graduation (estimate of 0.011).

Reassuringly, a lost employer connection reduces the probability to have a stable job upon graduation by 2.1 percentage points even when no parent was simultaneously employed at the in-school establishment. However, the negative effects of a closure are indeed magnified by the presence of a parent at the in-school establishment and are three times as large as the baseline effect, implying that the loss of strong direct employer connections through a parent is particularly devastating during job search.¹⁷

Next, I analyse how a closure affects the probability to find a “replacement job”, i.e. a stable post-graduation job at a different establishment than the in-school establishment (see column 2). A lost employer connection increases the probability to work for a new employer by 10.4 percentage points as compared to classmates who had an intact employer contact. The results suggest that the share of students who switch employer after graduation is lower among

¹⁷There is some evidence that parental job loss can have negative effects on the (labour market) outcomes of the displaced parents’ children (see for instance Rege et al., 2011; Oreopoulos et al., 2008). Huttunen and Riukula (2019) find support that the loss of ties to the labor market is one of the channels through which children are affected.

Table 10: Parental contacts

	Stable job in t	<i>Dependent variable:</i>	
		Stable job in t at different est.	Stable job in t with parent at different est.
Closure	-0.021*** (0.006)	0.104*** (0.006)	0.014*** (0.002)
Closure*parent at in-school est.	-0.049*** (0.017)		
Parent at in-school est.	0.011*** (0.001)		
Female	-0.014*** (0.002)	-0.013*** (0.002)	-0.002*** (0.001)
Age	0.037*** (0.003)	0.016*** (0.003)	-0.000 (0.001)
Immigrant background	-0.056*** (0.002)	-0.040*** (0.002)	-0.006*** (0.001)
Grade percentile rank	0.041*** (0.003)	0.025*** (0.002)	-0.010*** (0.001)
Log avg monthly earnings	0.046*** (0.001)	0.005*** (0.001)	0.001*** (0.000)
Log establishment size	-0.014*** (0.000)	-0.006*** (0.000)	-0.001*** (0.000)
Mean outcome	0.413	0.260	0.020
Fixed effects	class	class	class
Observations	692,024	692,024	692,024
R-squared	0.247	0.200	0.098

Notes: *** $p < 0.01$, ** $p < 0.05$, * $p < 0.10$. Robust standard errors clustered on classes. Sample includes all vocational track graduates from 1986-2015 with an in-school job that generated positive earnings in the pre-graduation year. Average monthly earnings refers to the average earnings in the pre-graduation year at the in-school establishment. Immigrant background is an indicator variable for whether either parent is born outside of Sweden. Parent at in-school job is a dummy variable indicating whether a graduate is (simultaneously) employed at the same establishment as a parent. Closure*parent at in-school job is an interaction between the closure dummy and the dummy for whether a parent is present at the in-school job establishment.

graduates with an intact employer connection, underlining the fact that re-employment at a former in-school establishment is a common way to find the first stable job. In column 3, I check whether students who find a job at a different employer are more likely to work with a parent. The outcome variable in the regression in column (3) takes on the value 1 if a graduate works at the same establishment as a parent (and other than the in-school establishment) upon graduation. A closure is associated with a 1.4 percentage point increase in the probability to simultaneously work with either parent, which corresponds to about 5 percent of replacement jobs post graduation with a different employer. In summary, the results indicate that graduates

rely in part on their parents to substitute for the loss of employer connections. While it is important to understand which alternative strategies students employ in order to compensate for the loss of a particular type of link, it is, a priori, not clear whether a particular type of replacement strategy leads to better or worse labor market outcomes. For instance, jobs found through professional networks may lead to better matches than jobs found through family networks and more research is needed to understand the trade-offs in terms of labor market outcomes between the different modes of entry.

7 Conclusion

This article provides new evidence on the importance of employer connections through work during high school for graduates' future employment prospects and earnings. I contribute to the literature on social connections and informal networks by exploiting exogenous variation in such connections that is generated by closures of former in-school establishments that occur just prior to labor market entry. I show that graduates' short term employment and earnings are negatively affected if they entered the labor market without an intact employer connection. The negative employment effects are driven by the loss of links to employment opportunities in industries that are relevant to the field of specialization in vocational school. Students who lose such relevant employer links suffer the consequences twofold: not only do they miss out on re-employment opportunities, but, upon the loss of such an opportunity, they are also more likely to adjust by shifting to first jobs in less-relevant industries, at least in the short term.

The results thus suggest that the loss of idiosyncratic job search opportunities diminishes the chances of a smooth transition into the labor market, which in turn can affect long term labor market outcomes. Indeed, there appear to be scarring effects that mimic those arising from poor aggregate labor market conditions at the time of market entry. There are sizable effects on both stable employment and earnings for up to a decade. As such, the persistence of the effects is well in line with effects of entering the labor market during a recession (see Kahn, 2010; Oreopoulos et al., 2012).

References

- Alam, Moudud, Kenneth Carling, and Ola Nääs**, “The program and treatment effect of summer jobs on girls’ post-schooling incomes,” *Evaluation review*, 2015, 39 (3), 339–359.
- Arulampalam, Wiji**, “Is Unemployment Really Scarring? Effects of Unemployment Experiences on Wages,” *The Economic Journal*, 10 2008, 111 (475), F585–F606.
- Bayer, P., S. Ross, and G. Topa**, “Place of work and place of residence: Informal hiring networks and labor market outcome,” *Journal of Political Economy*, 2008, 116 (6), 1150–1196.
- Beaman, L. and J. Magruder**, “Who gets the job referral? Evidence from a social networks experiment,” *American Economic Review*, 2012, 102 (7), 3574–3593.
- Bratberg, Espen, Øivind Anti Nilsen, and Kjell Vaage**, “Job losses and child outcomes,” *Labour Economics*, 2008, 15 (4), 591 – 603.
- Browning, Martin, Anne Moller Dano, and Esquil Heinesen**, “Job displacement and stress-related health outcomes,” *Health Economics*, 2006, 15 (10), 1061–1075.
- Burgess, Simon, Carol Propper, Hedley Rees, and Arran Shearer**, “The class of 1981: the effects of early career unemployment on subsequent unemployment experiences,” *Labour Economics*, 2003, 10 (3), 291 – 309.
- Carr, Rhoda V., James D. Wright, and Charles J. Brody**, “Effects of High School Work Experience a Decade Later: Evidence from the National Longitudinal Survey,” *Sociology of Education*, 1996, 69 (1), 66–81.
- Cingano, Federico and Alfonso Rosolia**, “People I Know: Job Search and Social Network,” *Journal of Labor Economics*, 2010, 30 (2), 291–332.
- Corcoran, M, L. Datcher, and G. Duncan**, “Information and Influence Networks in Labor Markets,” in G. Duncan and J. Morgan, eds., *Five Thousand American Families: Patterns of Economic Progress*, Ann Arbor: Institute For Social Research, 1980, pp. 1–37.
- Datcher, Linda**, “The Impact of Informal Networks on Quit Behavior,” *The Review of Economics and Statistics*, 1983, 65 (3), 491–495.
- Dustmann, Christian, Albrecht Glitz, Uta Schönberg, and Herbert Brücker**, “Referral-based Job Search Networks,” *Review of Economic Studies*, 2016, 83 (2), 514–546.
- Eliason, Marcus**, “Income after job loss: the role of the family and the welfare state,” *Applied Economics*, 2011, 43 (5), 603–618.

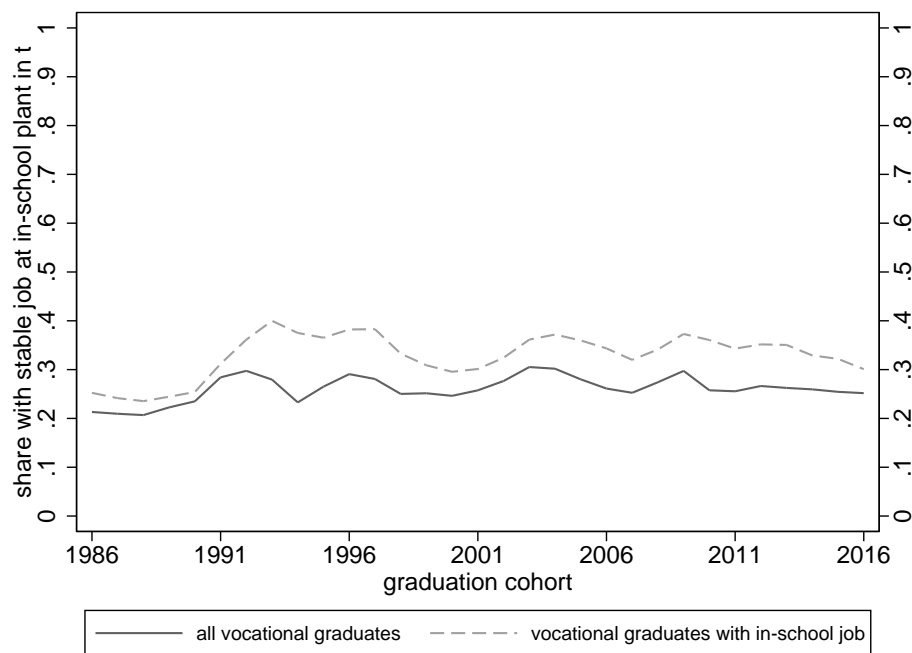
- , “Lost jobs, broken marriages,” *Journal of Population Economics*, 2012, 25 (4), 1365–1397.
- **and Donald Storrie**, “Lasting or Latent Scars? Swedish Evidence on the Long-Term Effects of Job Displacement,” *Journal of Labor Economics*, 2006, 24 (4), 831–856.
- **and —** , “Job loss is bad for your health – Swedish evidence on cause-specific hospitalization following involuntary job loss,” *Social Science Medicine*, 2009, 68 (8), 1396 – 1406.
- , **Lena Hensvik, Francis Kramarz, and Oskar Nordström Skans**, “The Causal Impact of Social Connections on Firms’ Outcomes,” 2018. mimeo, Uppsala University.
- Elliot, J.R.**, “Social Isolation and Labor Market Insulation: Network and Neighborhood Effects on Less-Educated Urban Workers,” *The Sociological Quarterly*, 1999, 40 (2), 199–216.
- Fujita, Shigeru and Giuseppe Moscarini**, “Recall and unemployment,” *American Economic Review*, 2017, 107 (12), 3875–3916.
- Glitz, Albrecht**, “Coworker networks in the labour market,” *Labour Economics*, 2017, 44, 218 – 230.
- Gregg, Paul**, “The Impact of Youth Unemployment on Adult Unemployment in the NCDS,” *The Economic Journal*, 2001, 111 (475), 626–653.
- Häkkinen, Iida**, “Working While Enrolled in a University: Does It Pay?,” *Labour Economics*, 2006, 13, 167–189.
- Hensvik, Lena, Dagmar Müller, and Oskar Nordström Skans**, “Connecting the Young: High School Graduates’ Matching to First Jobs in Booms and Great Recessions,” IFAU Working Paper 2017:2 2017.
- Hethy-Maier, Tanja and Johannes F. Schmieder**, “Does the Use of Worker Flows Improve the Analysis of Establishment Turnover? Evidence from German Administrative Data,” *Schmollers Jahrbuch: Journal of Applied Social Science Studies*, 2013, 133 (4), 477–510.
- Holmlund, Bertil**, “The Rise and Fall of Swedish Unemployment,” CESifo Working Paper No. 918 2003.
- Hotz, V. Joseph, Lixin Colin Xu, Marta Tienda, and Avner Ahituv**, “Are There Returns to the Wages of Young Men from Working While in School?,” *The Review of Economics and Statistics*, 2002, 84 (2), 221–236.
- Huttunen, Kristiina and Krista Riukula**, “Parental Job Loss and Children’s Careers,” IZA Discussion Paper No. 12788 2019.

- , **Jarle Møen, and Kjell G. Salvanes**, “How Destructive Is Creative Destruction? Effects of Job Loss on Job Mobility, Withdrawal and Income,” *Journal of the European Economic Association*, 2011, 9 (5), 840–870.
- Ioannides, M. Y. and L. D. Loury**, “Job Information, Neighborhood Effects and Inequality,” *Journal of Economic Literature*, 2004, 42 (4), 1056–1093.
- Jacobson, Louis S., Robert J. LaLonde, and Daniel G. Sullivan**, “Earnings Losses of Displaced Workers,” *The American Economic Review*, 1993, 83 (4), 685–709.
- Kahn, Lisa B.**, “The Long-Term Labor Market Consequences of Graduating From College in a Bad Economy,” *Labour Economics*, 2010, 17, 303–316.
- Kramarz, Francis and Oskar Nordström Skans**, “When Strong Ties are Strong: Networks and Youth Labour Market Entry,” *Review of Economic Studies*, 2014, 81 (3), 1164–1200.
- Light, Audrey**, “In-School Work Experience and the Returns to Schooling,” *Journal of Labor Economics*, 2001, 19 (1), 65–93.
- Montgomery, J.**, “Social networks and Labor-market outcomes: Toward an economic analysis,” *The American Economic Review*, 1991, pp. 1408–1418.
- Neumark, David**, “Youth Labor Markets in the United States: Shopping Around vs. Staying Put,” *The Review of Economics and Statistics*, 2002, 84 (3), 462–482.
- Oreopoulos, Philip, Marianne Page, and Ann Huff Stevens**, “The Intergenerational Effects of Worker Displacement,” *Journal of Labor Economics*, 2008, 26 (3), 455–000.
- , **Till von Wachter, and Andrew Heisz**, “The Short- and Long-Term Career Effects of Graduating in a Recession,” *American Economic Journal: Applied Economics*, 2012, 4 (1), 1–29.
- Pellizzari, Michele**, “Do Friends and Relatives Help in Getting a Good Job?,” *Industrial and Labor Relations Review*, 2010, 63 (3), 494–510.
- Raaum, Oddbjørn and Knut Røed**, “Do Business Cycle Conditions at the Time of Labor Market Entry Affect Future Employment Prospects?,” *The Review of Economics and Statistics*, 2006, 88 (2), 193–210.
- Rege, Mari, Kjetil Telle, and Mark Votruba**, “Parental Job Loss and Children’s School Performance,” *The Review of Economic Studies*, 02 2011, 78 (4), 1462–1489.
- Ruhm, Christopher J.**, “Is High School Employment Consumption or Investment?,” *Journal of Labor Economics*, 1997, 15 (4), 735–776.

- Saygin, Perihan Ozge, Andrea Weber, and Michèle A. Weynandt**, “Coworkers, networks, and job search outcomes,” IZA Discussion Paper No. 8174, 2014.
- Skans, Oskar Nordström**, “Scarring Effects of the First Labor Market Experience,” IZA Discussion Paper No. 5565, 2011.
- Stevens, Ann Huff**, “Persistent Effects of Job Displacement: The Importance of Multiple Job Losses,” *Journal of Labor Economics*, 1997, 15 (1, Part 1), 165–188.
- Sullivan, Daniel and Till von Wachter**, “Job Displacement and Mortality: An Analysis Using Administrative Data*,” *The Quarterly Journal of Economics*, 2009, 124 (3), 1265–1306.
- Topa, Giorgio**, “Labor Markets and Referrals,” in Jess Benhabib, Alberto Bisin, and Matthew O. Jackson, eds., *Handbook of Social Economics, Volume 1B*, Amsterdam: Elsevier Science, 2011, pp. 1193–1221.

Appendix

Figure A.1: Direct transitions: Fraction returning to in-school work establishment after graduation



Notes: In-school job experience includes all graduates with positive earnings from a job in the year before graduation. Share returning to in-school establishment refers to the share of all vocational graduates/vocational graduates with in-school jobs that find their first employment after graduation at a former in-school establishment **conditional on having a stable job after graduation**.

Table A.1: Gradual introduction of controls

	<i>Dependent variable: Stable job in graduation year</i>					
	(1)	(2)	(3)	(4)	(5)	(6)
Closure	-0.035*** (0.006)	-0.033*** (0.006)	-0.028*** (0.006)	-0.035*** (0.011)	-0.035*** (0.011)	-0.032*** (0.011)
Female		-0.019*** (0.002)	-0.015*** (0.002)		-0.016*** (0.004)	-0.013*** (0.004)
Age		0.045*** (0.003)	0.037*** (0.003)		0.051*** (0.006)	0.042*** (0.006)
Immigrant background		-0.064*** (0.002)	-0.057*** (0.002)		-0.059*** (0.004)	-0.056*** (0.004)
Grade percentile rank		0.051*** (0.003)	0.040*** (0.003)		0.047*** (0.005)	0.036*** (0.005)
log avg monthly earning			0.046*** (0.001)		0.054*** (0.001)	0.054*** (0.001)
log plantsize			-0.014*** (0.000)		-0.003*** (0.001)	-0.003*** (0.001)
Mean outcome	0.41	0.41	0.41	0.41	0.41	0.41
Observations	692,024	692,024	692,024	691,828	691,828	691,828
class FE	yes	yes	yes	no	no	no
class-industry FE	no	no	no	yes	yes	yes
R-squared	0.234	0.237	0.246	0.607	0.608	0.613

Notes: *** p<0.01, ** p<0.05. Robust standard errors clustered on classes. Sample includes all vocational track graduates from 1986-2015 with a job that generated positive earnings in the pre-graduation year. Average monthly earnings is the average earnings in the pre-graduation year at the in-school job plant. Immigrant background is an indicator variable for whether either parents is born outside of Sweden. The model in column (1)-(3) is estimated using class-fixed effects and in columns (4)-(6) using class-industry fixed effects.

Table A.2: Heterogeneous effects by gender and grade quartiles (class fixed effects)

<i>Dependent variable:</i> Stable job in graduation year			
A. By gender:	Men	Women	Difference
Closure	-0.030*** (0.008)	-0.023*** (0.008)	0.007 (0.012)
Mean outcome	0.442	0.378	
Controls	yes	yes	
Fixed effects	class	class	
B. By grade quartiles:	Lowest	Highest	Difference
Closure	-0.023* (0.013)	-0.027** (0.013)	-0.005 (0.018)
Mean outcome	0.406	0.375	
Controls	yes	yes	
Fixed effects	class	class	

Notes: *** $p < 0.01$, ** $p < 0.05$, * $p < 0.10$. Robust standard errors clustered on classes. Results are from a pooled regression with separate fixed effects and covariates for men and women (panel A), grade quartiles (panel B). Lincom is used to calculate estimates and test for differences. Sample includes all vocational track graduates from 1986-2015 with a job that generated positive earnings in the pre-graduation year.

Table A.3: Heterogeneous effects by unemployment rate and establishment size (class fixed effects)

<i>Dependent variable:</i> Stable job in graduation year			
C. By unemployment rates:	Below avg UR	Above avg UR	Difference
Closure	-0.026*** (0.009)	-0.028*** (0.007)	-0.002 (0.011)
Mean outcome	0.485	0.356	
Controls	yes	yes	
Fixed effects	class	class	
D. By establishment size:	Less than 50	50-100	Difference
Closure	-0.036*** (0.008)	-0.033* (0.017)	0.003 (0.019)
Mean outcome	0.423	0.415	
Controls	yes	yes	
Fixed effects	class	class	
	Less than 50	More than 100	Difference
Closure	-0.036*** (0.008)	-0.025 (0.011)	0.010 (0.015)
Mean outcome	0.423	0.400	
Controls	yes	yes	
Fixed effects	class	class	

Notes: *** $p < 0.01$, ** $p < 0.05$, * $p < 0.10$. Robust standard errors clustered on classes. Results are from a pooled regression with separate fixed effects and covariates for above and below average unemployment years (panel C) and establishment size respectively. Lincom is used to calculate estimates and test for differences. Sample includes all vocational track graduates from 1986-2015 with a job that generated positive earnings in the pre-graduation year.

Table A.4: Heterogeneous effects by gender and grade quartiles (class-industry fixed effects)

<i>Dependent variable:</i>			
Stable job in graduation year			
A. By gender:	Men	Women	Difference
Closure	-0.042** (0.019)	-0.030* (0.017)	0.011 (0.025)
Mean outcome	0.442	0.378	
Controls	yes	yes	
Fixed effects	class-ind.	class-ind.	
B. By grade quartiles:	Lowest	Highest	Difference
Closure	-0.042 (0.038)	-0.018 (0.032)	0.024 (0.049)
Mean outcome	0.406	0.374	
Controls	yes	yes	
Fixed effects	class-ind.	class-ind.	

Notes: *** $p < 0.01$, ** $p < 0.05$, * $p < 0.10$. Robust standard errors clustered on classes. Results are from a pooled regression with separate class-industry fixed effects and covariates for men and women (panel A), grade quartiles (panel B). Lincom is used to calculate estimates and test for differences. Sample includes all vocational track graduates from 1986-2015 with a job that generated positive earnings in the pre-graduation year.

Table A.5: Heterogeneous effects by unemployment rates and establishment size (class-industry fixed effects)

<i>Dependent variable:</i> Stable job in graduation year			
C. By unemployment rates:	Below avg UR	Above avg UR	Difference
Closure	-0.027* (0.016)	-0.035** (0.015)	-0.008 (0.022)
Mean outcome	0.486	0.356	
Controls	yes	yes	
Fixed effects	class-ind.	class-ind.	
D. By establishment size:	Less than 50	50-100	Difference
Closure	-0.051*** (0.019)	-0.028 (0.043)	0.023 (0.047)
Mean outcome	0.423	0.416	
Controls	yes	yes	
Fixed effects	class-ind.	class-ind.	
	Less than 50	More than 100	Difference
Closure	-0.051*** (0.019)	-0.022 (0.030)	0.030 (0.036)
Mean outcome	0.423	0.400	
Controls	yes	yes	
Fixed effects	class-ind.	class-ind.	

Notes: *** $p < 0.01$, ** $p < 0.05$, * $p < 0.10$ Robust standard errors clustered on classes. Results are from a pooled regression with separate class-industry fixed effects and covariates for above/below average unemployment years (panel C) and establishment size (panel D) respectively. Lincom is used to calculate estimates and test for differences. Sample includes all vocational track graduates from 1986-2015 with a job that generated positive earnings in the pre-graduation year.

Table A.6: Heterogeneous effects by vocational track specialization (class fixed effects)

	Dependent variable: Stable job in graduation year					
	Construction	Electricity	Hotel/restaurant	Healthcare	Business	Electronics
Closure	-0.040* (0.020)	-0.011 (0.028)	-0.018 (0.015)	-0.014 (0.029)	-0.036** (0.017)	-0.053** (0.022)
Female	-0.133*** (0.011)	-0.023 (0.017)	-0.006 (0.005)	0.084*** (0.007)	-0.012*** (0.005)	0.004 (0.011)
Age	-0.042*** (0.009)	0.010 (0.011)	0.036*** (0.011)	0.122*** (0.008)	0.045*** (0.008)	0.014 (0.010)
Immigrant background	-0.058*** (0.009)	-0.077*** (0.009)	-0.037*** (0.007)	-0.071*** (0.008)	-0.074*** (0.006)	-0.044*** (0.008)
Grade percentile rank	0.244*** (0.009)	0.064*** (0.012)	0.186*** (0.009)	-0.108*** (0.008)	0.060*** (0.008)	-0.107*** (0.010)
log avg monthly earnings	0.034*** (0.002)	0.035*** (0.002)	0.056*** (0.002)	0.051*** (0.003)	0.061*** (0.002)	0.035*** (0.002)
log plantsize	-0.018*** (0.002)	-0.020*** (0.002)	-0.001 (0.002)	-0.000 (0.001)	-0.016*** (0.001)	-0.014*** (0.002)
Observations	57,448	47,416	53,870	54,507	63,488	45,716
R-squared	0.258	0.235	0.134	0.193	0.170	0.203
fixed effects	class	class	class	class	class	class

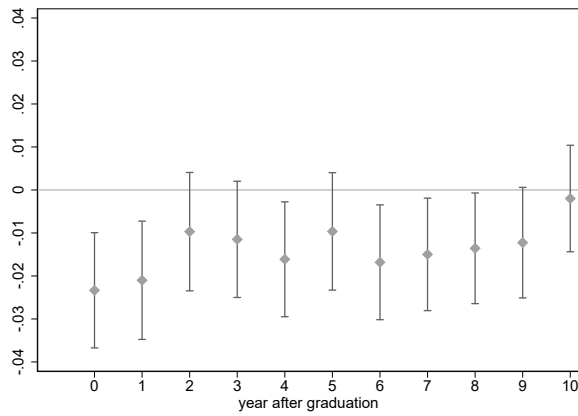
Notes: *** p<0.01, ** p<0.05, * p<0.10. Robust standard errors clustered on classes. Sample includes all graduates from 1986-2015 who attended the indicated vocational track and with a job that generated positive earnings in the pre-graduation year. Average monthly earnings is the average monthly earnings in the pre-graduation year at the in-school job plant. Immigrant background is an indicator variable for whether either parents is born outside of Sweden. The model is estimated using class-fixed effects.

Table A.7: Heterogeneous effects by vocational track specialization (class-industry fixed effects)

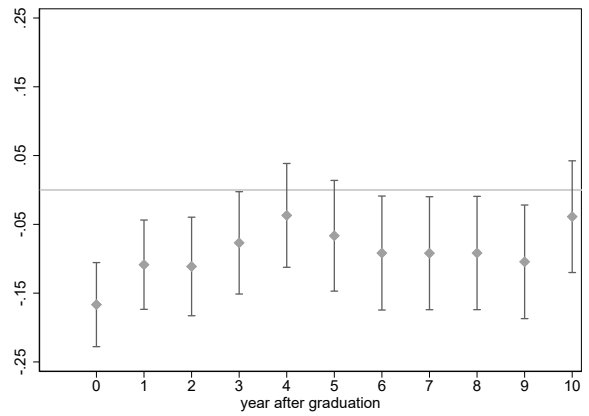
	Dependent variable: Stable job in graduation year					
	Construction	Electricity	Hotel/restaurant	Healthcare	Business	Electronics
Closure	-0.078** (0.031)	0.017 (0.065)	-0.014 (0.021)	0.063 (0.048)	-0.101*** (0.031)	-0.094 (0.063)
Female	-0.135*** (0.017)	-0.011 (0.036)	-0.010 (0.008)	0.076*** (0.010)	-0.016* (0.009)	-0.002 (0.031)
Age	-0.053*** (0.013)	0.003 (0.025)	0.026* (0.015)	0.122*** (0.010)	0.047*** (0.014)	0.014 (0.028)
Immigrant background	-0.057*** (0.014)	-0.076*** (0.020)	-0.036*** (0.011)	-0.074*** (0.010)	-0.073*** (0.011)	-0.026 (0.021)
Grade percentile rank	0.238*** (0.014)	0.074*** (0.025)	0.182*** (0.013)	-0.131*** (0.011)	0.053*** (0.014)	-0.113*** (0.026)
log avg monthly earnings	0.036*** (0.004)	0.040*** (0.006)	0.064*** (0.003)	0.054*** (0.005)	0.074*** (0.004)	0.037*** (0.007)
log plantsize	-0.005* (0.003)	-0.012** (0.005)	0.009*** (0.003)	-0.010*** (0.003)	0.004 (0.003)	-0.005 (0.006)
Observations	57,432	47,410	53,861	54,498	63,439	45,703
R-squared	0.543	0.663	0.434	0.436	0.544	0.709
Fixed effects	class-ind.	class-ind.	class-ind.	class-ind.	class-ind.	class-ind.

Notes: *** p<0.01, ** p<0.05, * p<0.10. Robust standard errors clustered on classes. Sample includes all graduates from 1986-2015 who attended the indicated vocational track and with a job that generated positive earnings in the pre-graduation year. Average monthly earnings is the average monthly earnings in the pre-graduation year at the in-school job plant. Immigrant background is an indicator variable for whether either parents is born outside of Sweden. The model is estimated using class-industry fixed effects.

Figure A.2: Long term effects of closure in year $t+i$ after graduation



(a) Effect on having a stable job



(b) Effect on log earnings

Notes: Sample includes all vocational track graduates from 1986-2005 with an in-school job that generated positive earnings in the pre-graduation year and that can be followed for the indicated number of years after graduation. Estimates correspond to estimating the model in column (3) in table 3. The corresponding 95% CI are displayed. Standard errors are clustered on classes.

Table A.8: By relevance of in-school job

	All (1)	Non-relevant industry (2)	Relevant industry (3)	Difference (3)-(2) (4)
A. Stable job in t				
Closure	-0.032*** (0.011)	-0.024* (0.014)	-0.043*** (0.018)	-0.019 (0.023)
Mean outcome	0.413	0.392	0.470	
Controls	yes	yes	yes	
Fixed effects	class-ind.	class-ind.	class-ind.	
Observations	691,828	509,809	182,019	
R-squared	0.613	0.613	0.613	
B. Stable job in $t + 10$				
Closure	0.005 (0.012)	0.013 (0.016)	-0.005 (0.018)	-0.018 (0.025)
Mean outcome	0.772	0.770	0.779	
Controls	yes	yes	yes	
Fixed effects	class-ind.	class-ind.	class-ind.	
Observations	437,565	320,459	117,106	
R-squared	0.525	0.524	0.524	

Notes: *** $p < 0.01$, ** $p < 0.05$, * $p < 0.10$. Robust standard errors clustered on classes. t refers to the year of graduation. Results are from a pooled regression with separate fixed effects for in-school jobs in industries that are/ are not related to the vocational track field. Lincom is used to calculate estimates and test for differences. Sample includes all vocational track graduates from 1986-2015 with a job that generated positive earnings in the pre-graduation year. Average earnings is the average monthly earnings in the pre-graduation year at the in-school establishment. Immigrant background is an indicator variable for whether either parent is born outside of Sweden.