

Rodríguez Chatruc, Marisol; Rozo, Sandra V.

**Working Paper**

## Attitudes towards migrants during crisis times

IDB Working Paper Series, No. IDB-WP-01252

**Provided in Cooperation with:**

Inter-American Development Bank (IDB), Washington, DC

*Suggested Citation:* Rodríguez Chatruc, Marisol; Rozo, Sandra V. (2021) : Attitudes towards migrants during crisis times, IDB Working Paper Series, No. IDB-WP-01252, Inter-American Development Bank (IDB), Washington, DC, <https://doi.org/10.18235/0003331>

This Version is available at:

<https://hdl.handle.net/10419/237510>

**Standard-Nutzungsbedingungen:**

Die Dokumente auf EconStor dürfen zu eigenen wissenschaftlichen Zwecken und zum Privatgebrauch gespeichert und kopiert werden.

Sie dürfen die Dokumente nicht für öffentliche oder kommerzielle Zwecke vervielfältigen, öffentlich ausstellen, öffentlich zugänglich machen, vertreiben oder anderweitig nutzen.

Sofern die Verfasser die Dokumente unter Open-Content-Lizenzen (insbesondere CC-Lizenzen) zur Verfügung gestellt haben sollten, gelten abweichend von diesen Nutzungsbedingungen die in der dort genannten Lizenz gewährten Nutzungsrechte.

**Terms of use:**

*Documents in EconStor may be saved and copied for your personal and scholarly purposes.*

*You are not to copy documents for public or commercial purposes, to exhibit the documents publicly, to make them publicly available on the internet, or to distribute or otherwise use the documents in public.*

*If the documents have been made available under an Open Content Licence (especially Creative Commons Licences), you may exercise further usage rights as specified in the indicated licence.*



<https://creativecommons.org/licenses/by-nc-nd/3.0/igo/legalcode>

IDB WORKING PAPER SERIES N° IDB-WP-01252

# Attitudes Towards Migrants During Crisis Times

Marisol Rodriguez Chatruc  
Sandra V. Rozo

Inter-American Development Bank  
Migration Unit

March 2021

# Attitudes Towards Migrants During Crisis Times

Marisol Rodriguez Chatruc\*  
Sandra V. Rozo\*\*

\*Inter-American Development Bank, email: [marisolro@iadb.org](mailto:marisolro@iadb.org)

\*\* USC Marshall School of Business, email: [sandra.rozo@marshall.usc.edu](mailto:sandra.rozo@marshall.usc.edu)

**Cataloging-in-Publication data provided by the  
Inter-American Development Bank  
Felipe Herrera Library**

Rodríguez Chatruc, Marisol.

Attitudes towards migrants during crisis times / Marisol Rodríguez Chatruc, Sandra V. Rozo.

p. cm. — (IDB Working Paper Series ; 1252)

Includes bibliographic references.

1. Venezuelans-Colombia-Public opinion. 2. Immigrants-Colombia-Public opinion. 3. Coronavirus infections-Social aspects-Colombia. 4. Colombia-Emigration and immigration-Public opinion. I. Rozo, Sandra. II. Inter-American Development Bank. Migration Unit. III. Title. IV. Series.

IDB-WP-1252

<http://www.iadb.org>

Copyright © 2021 Inter-American Development Bank. This work is licensed under a Creative Commons IGO 3.0 Attribution-NonCommercial-NoDerivatives (CC-IGO BY-NC-ND 3.0 IGO) license (<http://creativecommons.org/licenses/by-nc-nd/3.0/igo/legalcode>) and may be reproduced with attribution to the IDB and for any non-commercial purpose, as provided below. No derivative work is allowed.

Any dispute related to the use of the works of the IDB that cannot be settled amicably shall be submitted to arbitration pursuant to the UNCITRAL rules. The use of the IDB's name for any purpose other than for attribution, and the use of IDB's logo shall be subject to a separate written license agreement between the IDB and the user and is not authorized as part of this CC-IGO license.

Following a peer review process, and with previous written consent by the Inter-American Development Bank (IDB), a revised version of this work may also be reproduced in any academic journal, including those indexed by the American Economic Association's EconLit, provided that the IDB is credited and that the author(s) receive no income from the publication. Therefore, the restriction to receive income from such publication shall only extend to the publication's author(s). With regard to such restriction, in case of any inconsistency between the Creative Commons IGO 3.0 Attribution-NonCommercial-NoDerivatives license and these statements, the latter shall prevail.

Note that link provided above includes additional terms and conditions of the license.

The opinions expressed in this publication are those of the authors and do not necessarily reflect the views of the Inter-American Development Bank, its Board of Directors, or the countries they represent.



# Attitudes Towards Migrants During Crisis Times\*

Marisol Rodríguez Chatruc<sup>†</sup>

Sandra V. Rozo<sup>‡</sup>

## Abstract

How are natives' attitudes towards migrants shaped by economic crises? Natives could show more compassion towards migrants as everyone faces a common threat. Alternatively, natives' prejudice could rise as competition for scarce economic opportunities increases. We conduct an online survey to 3,400 Colombian citizens and randomly prime half of them to think about the economic consequences of COVID-19, before eliciting their altruism and attitudes towards Venezuelan migrants. We find that natives' attitudes towards migrants are substantially more negative in the treatment relative to the control group. Individuals ages 18 to 25 years, however, respond to the treatment by showing more altruism.

**JEL Classification:** D72, F2, O15, R23

**Keywords:** migration, COVID-19, attitudes, priming, altruism

---

\*We are grateful to Tatiana Hiller Zapata, Camila Cortés, and María José Urbina for their excellent research assistance. USC IRB approval UP-20-00479. This study is registered in the AEA RCT Registry and the unique identifying number is: AEARCTR-0006182. The views and interpretations in this paper are strictly those of the authors and should not be attributed to the Inter-American Development Bank, its executive directors, or its member countries.

<sup>†</sup>Inter-American Development Bank, email: marisolro@iadb.org

<sup>‡</sup>USC Marshall School of Business, email: sandra.rozo@marshall.usc.edu

# I Introduction

Migration is a divisive issue. Anti-immigrant sentiments are widespread across several countries and recent opinion surveys suggest that the world has become less accepting of migrants.<sup>1</sup> Prejudice against migrants can lead to social exclusion and preclude migrant's integration inducing large economic and social costs in hosting societies. Understanding how individuals' attitudes towards migrants respond to different stimuli is key to inform policy design and to target inclusive programs more effectively.

We study how altruism and attitudes towards migrants can be impacted by an economic crisis. Natives may show more positive attitudes towards migrants when facing a common economic crisis. A crisis may materialize in a feeling of self-vulnerability that might make natives more empathetic about the situation of other vulnerable groups. Moreover, attitudes towards migrants may improve as a society unites when facing a common threat. We call these positive responses the *empathy channel*. Alternatively, natives' resentment towards migrants can rise since crisis increase competition for scarce resources, a response we call the *resentment channel*. We also study whether individuals in their *impressionable years* (18 to 25 years old), an age at which an important share of prosocial behaviors are developed (Giuliano and Spilimbergo, 2014), could react differently to migrants during crises times.

We focus on examining the effects of the COVID-19 pandemic on natives' altruism and attitudes towards migrants. Identifying the effect of COVID-19 on attitudes is challenging because simply comparing individual views before and after the shock can lead to confounding the effect of the pandemic with other concurring events. For instance, during 2020, besides experiencing the spread of the disease and the economic crises that followed, many countries implemented policies that restricted migration across international borders while a few countries even implemented policies such as migratory amnesties, which can arguably have an effect on attitudes towards migrants.

To provide casual evidence on how the COVID-19 pandemic may affect attitudes towards migrants, we conduct an online survey experiment with 3,400 Colombian nationals in which half of the sample (the treatment group) is randomly assigned to receive a COVID-19 priming, that increases the salience of the pandemic, before answering a survey that elicits their altruism and their attitudes towards Venezuelan migrants.<sup>2</sup> Our experiment was stratified by age and gender and respondents were recruited through Facebook ads.

Colombia is an interesting setting to conduct our experiment since it is the primary recipient of the massive exodus of Venezuelan migrants fleeing from the humanitarian crisis in their country. By 2020, more than 5 million Venezuelans had left their country and of those, approximately 2 million settled in Colombia.<sup>3</sup> As such, we examine

---

<sup>1</sup>See the evolution of the migrant accepting index from the Gallup report collected in 140 countries between 2016 and 2019 at: <https://news.gallup.com/poll/320678/world-grows-less-accepting-migrants.aspx>

<sup>2</sup>Priming is a technique applied in psychology that engages people in a task which exposes them to stimuli. The prime typically consists of meanings, for example words, that activate associated memories. This process may influence people's performance in a subsequent task.

<sup>3</sup>In practice, however, migration from Venezuela to Colombia is likely higher as many migrants are in an irregular migratory status and may

the impacts of a profound economic crisis (the COVID-19 pandemic) in a country facing a massive inflow of migrants (equivalent to a shock of approximately 4 percent of its total population in the last five years).<sup>4</sup>

We estimate the effects of the COVID-19 priming on five main outcomes: self-reported altruism, a measure of policy altruism corresponding to support towards public policies that help migrants, attitudes about the work effort of migrants, attitudes about the effects of Venezuelan migration on the Colombian economy, and attitudes about whether Venezuelan migrants contribute more or less in taxes than Colombian citizens.

We confirm that our treatment successfully makes the COVID-19 crisis more salient for treated individuals relative to those in the control group. To this end, towards the end of the survey, we ask respondents in each group two questions. First, an open question in which they report the worst crisis faced by Colombia in the last 50 years. Second, a question requiring them to order from first to third the worst crises faced by Colombia in the last 10 years among the following options: illegal drug trafficking, internal armed conflict, and COVID-19. The responses to both questions confirm that our treatment increases the salience of the pandemic. Individuals in the treatment group bring up the COVID-19 crisis in the open question more often relative to the control group. They also rank COVID-19 as a worse crisis than drug trafficking and the internal armed conflict.

We document four main findings. First, our results strongly support the validity of the *resentment channel* whereby treated natives resent migrants in times of economic crisis. Particularly, treated individuals consistently report more negative attitudes towards migrants relative to the control group. Natives primed with COVID-19 are less likely to think that a poor immigrant is in that situation due to circumstances beyond their control (0.04 standard deviations lower than the control group), are more likely to hold negative opinions about the impacts that migrants have on the economy (0.07 standard deviations lower than the control group), and about their tax contributions (0.19 standard deviations lower than the control group).

Second, we are not able to distinguish statistically negative effects of the COVID-19 priming on the self-reported measures of altruism or policy altruism (measured as support towards public policies that help migrants) of treatment recipients relative to the control group. The point estimates are negative but their standard errors are large.

Third, we document that individuals in their *impressionable years*, i.e., ages 18 to 25, report substantial improvements in altruism when primed with the COVID-19 crisis relative to the control group. These individuals are also more prosocial and have better attitudes towards migrants in general across the treatment and control groups relative to older individuals. Individuals in this age bracket, consequently, could be excellent candidates to target programs aimed at improving prosocial behaviors and reducing prejudice.

---

never formally register out of fearing deportation.

<sup>4</sup>In parallel, there is also evidence that attitudes towards migrants have deteriorated in the country: according to Gallup's Migrants' Acceptance Index, Colombia is the third country in the world where acceptance dropped the most between 2016 and 2019.

Finally, we repeat our survey experiment to 2,892 different individuals after the public announcement of a successful trial of one of the COVID-19 vaccines in Colombia. The objective of conducting the repeated experiment was to test whether our findings were maintained after natives received positive prospects about the future economic outlook. Interestingly, we were not able to distinguish any significant effects of the COVID-19 priming on any of the five outcomes that we study after the positive news on the vaccines were released. Hence, altruism and attitudes towards migrants are affected dramatically by the general concurrent economic context and news. Particularly, these results suggest that crises increase antipathy towards migrants, but this effect could be reversed when positive news arrive.

**Relation to the literature:** Our research is closely related to four branches of the literature. The first one studies how attitudes and behaviors towards migrants can be modified in experimental settings. This literature has focused on the effects of information provision and has documented high levels of misinformation among respondents in developed countries regarding the size and characteristics of the migrant population (Alesina et al., 2018; Grigorieff et al., 2020). However, the evidence on the effectiveness of information provision in shifting attitudes and behaviors is somewhat mixed perhaps because the type of information provided and how it is delivered seem to matter. While providing information about the true size and characteristics of the migrant population can improve attitudes but not behaviors or policy preferences regarding undocumented migration (Grigorieff et al., 2020), providing subjects with information about the results from research which shows no adverse labor market impact of migration can shift both attitudes and behaviors towards low-skilled immigrants in a more positive way (Haaland and Roth, 2020). Also, providing information in an anecdotal way, seems to be more effective in shifting attitudes than information provided in a factual way (Alesina et al., 2018).

The second group of studies, analyzes the determinants of individual attitudes and preferences regarding income redistribution or altruism. These studies have shown that context, culture, and history, both individual and collective, shape attitudes towards redistribution (Luttmer and Singhal, 2011); and so do individual characteristics such as income, race, sex, and education (Alesina et al., 2011; Facchini and Mayda, 2006). Regarding the impacts of migration on prosocial behaviors, most of the evidence has been concentrated on the impacts of migration on preferences for redistribution and trust. These studies conclude that the misconceptions that are generally held about the characteristics of immigrants in receiving countries affect natives' preferences regarding redistribution and prosocial behaviors (Alesina et al., 2019). Regarding trust, studies that analyze trust and reciprocity between natives and immigrants have mixed results. For example, in the Dutch context Cettolin and Suetens (2018) find that natives trust and reciprocate less to immigrants that come from non-western countries. By contrast, when immigrants are similar in language, culture and religion, natives might be more trusting and altruistic towards immigrants than towards other natives (Hassan et al., 2019).



The third one is grounded on psychology and examines the effects of priming. Priming is a process commonly applied in psychology research that exposes subjects to certain stimuli. A stimulus can be made in the form of words to recall or activate mental representations (Simmons et al., 2010; Bargh and Chartrand, 2000). Those representations make memories salient in the form of stereotypes, attitudes, or individual characterizations (Tulving et al., 1982; Samson et al 2014). Recently, this method has become popular in economic research. Some of its most common uses pretend to highlight individual characteristics (Benjamin et al., 2010; Cohn et al., 2015; Benjamin et al., 2016), or recall past traumatic events to examine its causal effects on economic behavior (Lerner et al., 2003; Callen et al., 2014).

Finally, we also contribute to a recent but growing literature that studies the impacts of the COVID-19 pandemic on people's attitudes using survey experiments. Some studies have been using modules on COVID to prime respondents and then measure outcomes of interest such as: interpersonal trust, values, and policy preferences (Daniele et al., 2020) or solidarity and fairness (Cappelen et al., 2020). Others have used information provision to examine changes in individuals' views about the trade-offs between public health conditions and civil liberties (Alsan et al., 2020) and changes in economic anxiety (Fetzer et al., 2020). None of these recent studies focuses on attitudes towards migrants.

We contribute to the literature by examining the effects of an economic crisis on natives' self-reported prosocial behaviors and attitudes towards migrants. We also examine whether natives exhibit heterogeneous responses according to their age and gender.

## **II Venezuelan Migration to Colombia**

Venezuela, known in the past as the *economic gem* of Latin America, was an extremely prosperous country around the late 80s and early 90s. This began to change in 1998 when successive administrations carried out expropriations of private property and instituted constitutional amendments that created a profound institutional and economic crisis that has become endemic in recent years. After 2015, social protests and political violence have become rampant. This scenario created a process of human displacement across borders with no precedent in Latin America.

By 2020, the Venezuelan crisis has become one of the largest humanitarian crisis in the world with over 5 million individuals having fled the country. Colombia is the top host of Venezuelan migrant flows. By 2020, the Colombian government reported that more than 2 million Venezuelans were registered with UN Refugee Agency to stay in the country. The real number of Venezuelan migrants in Colombia, however, is likely larger due to irregular migration.

Colombia is one of the most generous countries in terms of the support it has offered to Venezuelan migrants. In 2018 the government regularized approximately half a million Venezuelan migrants, in 2020, it granted all irregular

migrants access to complete health services. Moreover, in 2021 it also offered a temporal regularization (for up to 10 years) to all the irregular migrants living in the country.

As in other countries that experience a large surge of migrants in a short period of time, the Venezuelan migration has sparked strong reactions from Colombian natives. Some Colombians have embraced migrants with solidarity, but others resent them and blame them for Colombia's current problems.

### III The Survey Experiment

We carried out an online survey experiment in Bogotá with 3,400 Colombian Facebook users. Bogotá has a population of 10.7 million with 7.8 million Facebook users. The experiment was stratified by age group and gender and respondents were recruited through Facebook ads. Figure A.1 illustrates the recruiting ads used, which invited individuals to respond questions about the current situation in Bogotá and did not mention migrants nor the COVID-19 pandemic. In total, 47,376 individuals living in Bogotá clicked on the Facebook ads, of which 34,034 went to the first page of the survey. Of these individuals 5,908 began the survey and 4,333 finished it. These numbers imply a success rate of the Facebook ads of 12.7% of the population exposed to the ads. The actual number of completed surveys was 3,413 as some respondents were not Colombians, did not consent to participate in the experiment, were not living in Bogotá, or answered the survey more than once.

All respondents answered a survey of 31 questions divided in five modules: i) basic sociodemographic characteristics, ii) COVID-19, iii) crises, iv) attitudes towards migrants, and v) social desirability. Table A.1 presents the order in which the treatment and control groups answered each of the modules. The order of the modules was carefully chosen to prevent priming the control group before asking them about their prosocial behaviors and attitudes towards migrants. The treatment group answered the modules in the order they were listed above, whereas the control group answered the modules in the following order: i) basic sociodemographic characteristics, ii) attitudes towards migrants, iii) crises, iv) COVID-19, and v) social desirability. Respondents were not able to identify the different modules as we applied a continuous questionnaire.

Specifically, each of the modules collected the following information:

1. *Basic Sociodemographic characteristics*: includes individual demographics including gender, age, education, economic strata (measured in Colombia according to the area of residence), religion, and political orientation (measured in scale of 1 to 10 from left to right).

2. *COVID-19*: this module asked respondents to think about their situation in March of 2020 (before the pandemic) and compare it with their current situation to assess whether someone in their family had lost their job or experienced a reduction in their working hours. They were also asked to report how many people they knew who contracted COVID-19, and to report their perceptions on poverty trends in Colombia as a consequence of the pandemic.
3. *Crises*: this module's objective was to verify whether the COVID-19 module made the crisis more salient to the treatment group. For this purpose, we asked respondents two questions. The first one is an open question about what was the worst crisis faced by Colombia in the last 50 years. Using the answers to this question we created an indicator variable equal to one for any answer which included the words pandemic, COVID-19, or coronavirus. The second question asked individuals to rank the following three crisis in Colombia from worst to least bad: illegal drug trafficking, armed conflict, and COVID-19. We subsequently, created a variable that gives a score of 3 to anyone who ranks COVID-19 as the worst crisis, 2 if COVID-19 is the second worst crisis, and 1 if COVID-19 is listed as the third worst crisis.
4. *Prosocial behaviors and attitudes towards migrants*: in this module we collected information on our five main outcomes of analysis and additional secondary outcomes for exploratory analysis. Our five main outcomes include two measures of altruism: one is a self-reported measure and the other one measures policy altruism according to voter's support to public aid to migrants. The other three outcomes measure natives' attitudes towards migrants (these are described in detail in the next section). Additionally, we also collected information on individuals' information about Venezuelan migrants in Colombia (the perceived share of Venezuelans in the country's population and their levels of education) and we also elicited native's perceptions about migrants' impacts on Colombian labor markets, culture, and crime.
5. *Social desirability*: the module included four questions aimed at constructing a social desirability scale for each individual. We measure social desirability bias by using four questions from Marlone and Crowe's social desirability scale (see [Crowne et al., 1964](#) for details). The questions assess whether or not respondents are concerned with social approval. A high number of socially desirable responses suggests the respondent is concerned with social approval. Particularly, we used 4 of the 33 questions of [Crowne and Marlowe \(1960\)](#) scale to construct an index from 1 (no social desirability) to 4 (maximum social desirability) and standardize it for ease of interpretation. Each question's answer was assigned a score of 1 or 0 depending on whether the scale identified the answer with someone that wanted to be socially desirable as explained in [Crowne and Marlowe](#)

(1960). The four questions—with possible answers: true or false—were:

- It is sometimes hard for me to go on with my work if I am not encouraged. (False was associated with social desirability).
- There have been times when I was quite jealous of the good fortune of others. (False was associated with social desirability).
- I am always courteous, even to people who are disagreeable. (True was associated with social desirability).
- I'm always willing to admit it when I make a mistake. (True was associated with social desirability).

Descriptive statistics for all the variables in the survey are presented in Table I.

## IV Estimation Strategy

We evaluate the effects of the program by estimating the average treatment effect, as specified in our pre-analysis plan (PAP) Rodríguez Chatruc and Rozo (2019), using the following model

$$Y_i = \alpha + \lambda T_i + \epsilon_i \quad (1)$$

where the dependent variable  $Y_i$  represents the outcome for individual  $i$  as measured in the survey and standardized using the mean and standard deviation of the control group for ease of interpretation and  $T \in \{0, 1\}$  is the assigned treatment status to COVID priming of the individual. Finally,  $\epsilon_i$  represents the error term.

We examine the effects of the COVID priming on five main outcomes which include: i) *Altruism*, measured as the self-reported willingness to donate to good causes (ranges from 1 to 10, where 10 corresponds to "very willing to donate"),<sup>5</sup> ii) *Policy altruism*, measured as agreement to whether the "Colombian government should support Venezuelan migrants" (Likert scale from 1 to 4, where 4 corresponds to "strongly agree") iii) *Opinion on effort*, an indicator variable equal to one if the respondent answers that Venezuelan migrants are poor due to lack of self-effort), iv) *Opinion on economy*, measures whether migrants are good for the economy (Likert scale from 1 to 4, where 4 corresponds to "strongly agree"), iv) *Opinion on taxes*, the opinion about whether Venezuelan migrants pay more or less taxes than

---

<sup>5</sup>The self-reported question is an assessment of each participant's willingness to give to good causes in general. It was adapted from Falk et al. (2018), who validated the question experimentally in Colombia, among many other countries. The authors selected the question as the one that best approximated experimental variation in altruism. The question asks the individuals: "How willing are you to give to good causes without expecting anything in return?" Individuals answer by choosing a value from a Likert scale from zero to ten, where zero means "completely unwilling to do so" and ten means "very willing to do so".

Colombians (scale from 1 to 5, where 5 represents a lot more).<sup>6</sup> The first two variables attempt to capture natives' prosocial behaviors in general and variables iii) through v) attempt to capture natives' attitudes towards migrants.

We examine the effects of the treatment for the entire sample and broken up by gender and age group (18-25, 26-35, 36-45, 46-55, and 56+), as mentioned in the pre-analysis plan. For that purpose, we interact an indicator variable for males and an indicator variable for the impressionable years (18 to 25) with the main explanatory variables in equation 1.

## V Results

### V.1 Experiment Success

First we show that there was a successful randomization of the priming treatment by testing whether there are statistical significant differences in the observed socio-demographic variables collected between the individuals in the treatment and the control groups. The results are presented in Table II. Our results are reassuring as we observe that both groups of individuals are generally balanced in all the observed variables. Moreover, the variables are not jointly statistically different between groups as confirmed by the joint orthogonality test.

We also test the efficacy of our priming treatment by asking respondents in both groups to answer two questions. The question allows us to construct an indicator variable that takes the value of one if individuals mentioned words like "COVID-19", "Coronavirus", or "pandemic" to the open question: "What is the worst crisis that Colombia has faced in the last 50 years?". When coding this variable we included corrections for phonetic approximations of these words to account for possible spelling mistakes. The second question asked respondents to rank three crises that Colombia has faced in the last 10 years from worst to less intense. The three crises are: illegal drug trafficking, armed conflict, and the COVID-19 pandemic. We then created a score that takes one of three values: "3" for individuals who ranked COVID-19 as the most serious crisis, "2" for individuals that ranked COVID-19 second, and "1" for individuals who ranked COVID-19 as the third worst problem.

Although both groups answered these questions, individuals in the treatment group answered them *after* the COVID-19 module whereas individuals in the control group answered them *before* the COVID-19 module and after the module on attitudes towards migrants. In this way, individuals in the treatment group were primed to think about COVID-19 before answering the crisis questions while individuals in the control group were not. Also, since

---

<sup>6</sup>It corresponds to the following statement: "Consider two individuals, Carlos and Diego, who currently live in Colombia with their families. Carlos was born in Colombia and Diego was born in Venezuela and moved 5 years ago to Colombia. They are both 35 years of age, have three children and earn low incomes. In your opinion, ¿Diego the Venezuelan, pays less, the same, or more taxes than Carlos the Colombian?" Individuals could select the choice from a five choice Likert scale where 1 represented "a lot more" and 5 represented "a lot less". The question was adapted from Alesina et al. (2018).

individuals in the control group answered these questions after assessing their attitudes towards migrants, they were not primed to think about any crisis before we elicited their opinions on migrants.

The formal test of the efficacy of our treatment is presented in Table B.1 and illustrated in Figure I. The table shows a regression of the two variables that measure the salience of the pandemic on a treatment indicator for priming. Our results strongly support that our treatment was successful in making the COVID-19 crisis salient for treatment recipients. Particularly, treatment recipients rank the pandemic as the worst problem in the last year more often relative to the control group (column 1). They also report that COVID-19 is the worst crisis in the last 50 years in Colombia 7.3 percentage points more than the control group (column 2).

## V.2 Main Results

The main results of our experiment are illustrated in Figure I and presented in Table III. The figure illustrates the point estimates of equation 1 and its 95% confidence intervals. The coefficients for all of our primary outcomes suggest that the COVID-19 crisis has had a negative impact on the attitudes of Colombian nationals towards Venezuelan migrants in Colombia. Particularly, we identify negative effects of the treatment on the three outcomes that we study: opinion on effort, opinion on economy, and opinion on taxes. The size of the effects are large. In particular, the results in columns (3), (4), and (5) suggest that individuals primed with the COVID-19 crisis show reductions of 0.035 standard deviations (sd) in their opinion on the effort of migrants, 0.067 sd in their opinions of the effects that migrants may have on the Colombian economy, and 0.19 sd in their opinions of whether Venezuelan migrants contribute more to taxes than Colombians.<sup>7</sup>

We are, however, not able to distinguish any statistically significant effects of the priming treatment on altruism (in general) or on our measure of policy altruism as illustrated in columns (1) and (2). Our results are in line with previous studies that examine the effects of economic downturns on the attitudes of white people towards African Americans in the United States (Bianchi et al., 2018).

## V.3 Heterogeneous Effects

We examine heterogeneous effects of our treatment by gender and age as specified in our pre-analysis plan. The results are presented in Panel B and C of Table III.

### *Gender*

We are not able to estimate any statistically significant heterogeneous effects of the treatment by gender as evidenced

---

<sup>7</sup>Results (not reported here but available upon request) are robust to the inclusion of gender and age-bracket fixed effects.

by the first row of Panel B. Yet, the marginal effects of our main outcomes for males are statistically significant for the variables of opinion on the economy and on taxes. They suggest, in general, that males have more negative attitudes towards migrants relative to females. In fact, the coefficient of the marginal effects for males is negative for all the main outcomes that we examine.

#### *Impressionable Years*

Two main results emerge in this regard. First, we find evidence suggesting that individuals in their *impressionable years* (ages 18 to 25) show remarkably higher altruism when primed with COVID-19 relative to other adults (see the first row of Panel C in Table III). The results on the attitudes towards migrants (as measured by opinion on effort, economy, and taxes) of individuals in this age group are mixed, exhibiting some negative and positive coefficients. Second, we observe that individuals in their impressionable years, in both the treatment and control groups, have more positive views about migrants (as illustrated by the estimated coefficients for the indicator variable of population ages 18-25). Overall, these two findings are translated into positive marginal effects of impressionable years on altruism.

We also examine the effects of the treatment in the five age groups that we proposed in our pre-analysis plan. We are, however, not able to see any clear patterns on the heterogeneous effects of the treatment by smaller age groups (see Figure C.1 of Appendix C).

#### **V.4 Assessing social desirability bias**

A relevant concern with the validity of our results is that individuals may be responding to our questions in a way that they believe is more socially desirable rather than choosing responses that are reflective of their true thoughts or feelings. These behaviors can be problematic in our setting if the treatment and control groups show different social desirability biases. Particularly, we are concerned that treated individuals may exhibit more social desirability bias and may be afraid to honestly report their views towards migrants.

To assess this threat, we use the social desirability index that we described in section III and explore whether there are heterogeneous effects of the priming treatment according to each individual's index. The results of this exercise are presented in Table B.2. They suggest that there is a disproportionate response of treatment recipients that had a higher social desirability index for two of our main outcomes (opinions on effort and the economy). However, we actually observe that those individuals with a higher social desirability index showed more negative attitudes towards migrants. Therefore, it is not the case that individuals with a higher social desirability bias were not comfortable reporting their true views against migrants.

## V.5 Exploratory analysis

### *Heterogeneous effects by education level*

We explore whether individuals who finished high school or have more education than high school show heterogeneous effects towards migrants after being primed with the COVID-19 crisis. The results are presented in Table B.3 and suggest that individuals with higher education who are treated show larger support for policy altruism towards Venezuelan migrants. The results for the other variables are not statistically significant.

### *Impacts on beliefs about migrants*

We also explore if the changes in the attitudes towards migrants when primed with the COVID-19 crisis can be explained or are correlated with the beliefs that individuals have about the impacts of migrants in the economy: i) migrants increase competition for national jobs, ii) migrants increase crime, or iii) migrants bring new ideas. The results of the exercise are presented in Table B.4. We are not able to identify significant changes in any of these three outcomes. Yet, the signs of the coefficients suggest that all the individuals in the treatment group have more negative views than the individuals in the control group.

### *Impacts on misinformation*

We also explore whether the treatment can impact the misconceptions about Venezuelan migration in Colombia (see Alesina et al., 2018; Grigorieff et al., 2020). For this purpose, we explore the effects of the treatment on the beliefs about the Venezuelans' share of Colombian population and the Venezuelans' average years of education. Surprisingly, we observe that the treatment actually affects these variables increasing the misconceptions that the general public has on the size of the migration shock and on the average years of education of a Venezuelan migrant (see Table B.5). In particular, when primed, individuals reports substantially larger migration shocks relative to the control group. They also report that migrants have lower levels of education.

## VI Are Attitudes Towards Migrants Impacted by Positive News?

We repeat our survey to 2,892 individuals after the public announcement of a successful trial of the first COVID-19 vaccine.<sup>8</sup> The objective of conducting the repeated experiment was to test whether our findings were maintained after individuals receive positive prospects about an economic crisis. The results are presented in Appendix D. Interestingly, we are not able to distinguish any significant effects of the priming on any of the five outcomes that we study any longer. Our result suggests that altruism and attitudes towards migrants are affected dramatically by the general economic context that individuals face. Particularly, crisis times increase antipathy towards migrants, but these effect

---

<sup>8</sup>The survey was conducted also after Joe Biden was declared president elect of the United States.



seems to be reversed when positive news arrive.

## VII Concluding Remarks

We explore the effects that economic crises, such as the one prompted by the COVID-19 pandemic, can have on altruism and on attitudes towards migrants in contexts of large migration flows. For this purpose, we conducted a survey experiment in which we primed Colombian citizens to recall the COVID-19 pandemic before eliciting self-reported behaviors and attitudes towards migrants. We find that attitudes towards migrants are negatively impacted by priming, suggesting that solidarity towards more vulnerable populations does not increase in times of crisis. Our results support the validity of the *resentment channel*, suggesting that crises increase negative attitudes towards migrants. Individuals on their *impressionable years*, however, react by showing larger altruism when primed with the crisis.

Our results highlight the importance of support towards vulnerable migrants in times of crisis as they could be facing more prejudice and lower support from hosting communities. Our results also suggest that the impressionable years are age windows in which treatments that attempt to improve individual prosocial behaviors could be most effective.

Our analysis was carried out through Facebook and it is likely that users of this platform have specific characteristics that may be correlated with their prosocial behaviors and prejudice towards migrants. Facebook users, for example, may have more exposure to the media content in Facebook platforms. As long as these characteristics are comparable across treatment and control groups this should not affect our results. However, in the future, promising research initiatives should attempt to examine whether our results can be generalized to other population groups.

## References

- Alesina, A., C. Favero, and F. Giavazzi (2019). Effects of austerity: Expenditure- and tax-based approaches. *Journal of Economic Perspectives* 33(2), 141–62.
- Alesina, A., P. Giuliano, A. Bisin, and J. Benhabib (2011). *Preferences for Redistribution*, pp. 93–132. North Holland.
- Alesina, A., A. Miano, and S. Stantcheva (2018). Immigration and redistribution. Technical report, National Bureau of Economic Research.
- Alsan, M., L. Braghieri, S. Eichmeyer, M. J. Kim, S. Stantcheva, D. Y. Yang, et al. (2020). Civil liberties in times of crisis. *NBER Working Paper* (27972).

- Bargh, J. A. and T. L. Chartrand (2000). The mind in the middle: A practical guide to priming and automaticity research. In H. T. Reis and C. M. Judd (Eds.), *Handbook of research methods in social and personality psychology*, pp. 253–285. New York: Cambridge.
- Benjamin, D. J., J. J. Choi, and G. Fisher (2016). Religious identity and economic behavior. *Review of Economics and Statistics* 98(4), 617–637.
- Benjamin, D. J., J. J. Choi, and A. J. Strickland (2010, September). Social identity and preferences. *American Economic Review* 100, 1913–28.
- Bianchi, E. C., E. V. Hall, and S. Lee (2018). Reexamining the link between economic downturns and racial antipathy: Evidence that prejudice against blacks rises during recessions. *Psychological Science* 29(10), 1584–1597.
- Callen, M., M. Isaqzadeh, J. D. Long, and C. Sprenger (2014). Violence and risk preference: Experimental evidence from afghanistan. *American Economic Review* 104(1), 123–48.
- Cappelen, A. W., R. Falch, E. Ø. Sørensen, and B. Tungodden (2020). Solidarity and fairness in times of crisis. *NHH Dept. of Economics Discussion Paper* (06).
- Cettolin, E. and S. Suetens (2018). Return on trust is lower for immigrants. *The Economic Journal* 129.
- Cohn, A., J. Engelmann, E. Fehr, and M. A. Maréchal (2015). Evidence for countercyclical risk aversion: An experiment with financial professionals. *American Economic Review* 105(2), 860–85.
- Crowne, D. P., D. P. Crowne, and D. Marlowe (1964). *The approval motive: Studies in evaluative dependence*. New York: Wiley.
- Crowne, D. P. and D. Marlowe (1960). A new scale of social desirability independent of psychopathology. *Journal of Consulting Psychology* 24(4), 349.
- Daniele, G., A. F. Martinangeli, F. Passarelli, W. Sas, and L. Windsteiger (2020). Wind of change? Experimental survey evidence on the covid-19 shock and socio-political attitudes in europe. *Working Paper 2020-10 of the Max Planck Institute for Tax Law and Public Finance*.
- Facchini, G. and A. M. Mayda (2006). Individual attitudes towards immigrants: Welfare-state determinants across countries. *Review of Economics and Statistics* 91.
- Falk, A., A. Becker, T. Dohmen, B. Enke, D. Huffman, and U. Sunde (2018). Global evidence on economic preferences. *The Quarterly Journal of Economics* 133(4), 1645–1692.

- Fetzer, T., L. Hensel, J. Hermle, and C. Roth (2020). Coronavirus perceptions and economic anxiety. *Review of Economics and Statistics*, 1–36.
- Giuliano, P. and A. Spilimbergo (2014). Growing up in a recession. *Review of Economic Studies* 81(2), 787–817.
- Grigorieff, A., C. Roth, and D. Ubfal (2020). Does information change attitudes toward immigrants? *Demography* 57(3), 1117–1143.
- Haaland, I. and C. Roth (2020). Labor market concerns and support for immigration. *Journal of Public Economics* 191, 104256.
- Hassan, M., S. Mansour, S. Voigt, and M. Gadallah (2019). When syria was in egypt’s land: Egyptians cooperate with syrians, but less with each other. *Public Choice*.
- Lerner, J., R. Gonzalez, D. Small, and B. Fischhoff (2003). Effects of fear and anger on perceived risks of terrorism a national field experiment. *Psychological Science* 14, 144–50.
- Luttmer, E. F. P. and M. Singhal (2011). Culture, context, and the taste for redistribution. *American Economic Journal: Economic Policy* 3(1), 157–79.
- Simmons, J., R. LeBoeuf, and L. Nelson (2010). The effect of accuracy motivation on anchoring and adjustment: Do people adjust from provided anchors? *Journal of Personality and Social Psychology* 99, 917–32.
- Tulving, E., D. Schacter, and H. Stark (1982). Priming effects in word-fragment completion are independent of recognition memory. *Journal of Experimental Psychology: Learning, Memory, and Cognition* 8, 336–342.

**Table (I)** Descriptive Statistics

Variable	Observations	Average	Std. Deviation	Min	Max
<b>Panel A: Socio-demographic characteristics</b>					
Male [=1]	3,399	0.53	0.50	0.00	1.00
Age (years)	3,413	40.80	14.61	18.00	95.00
Education: Secondary or More [=1]	3,407	0.97	0.16	0.00	1.00
Economic Strata: 1 [=1]	3,397	0.09	0.29	0.00	1.00
Economic Strata: 2 [=1]	3,397	0.35	0.48	0.00	1.00
Economic Strata: 3 [=1]	3,397	0.39	0.49	0.00	1.00
Economic Strata: 4 [=1]	3,397	0.12	0.33	0.00	1.00
Economic Strata: 5 [=1]	3,397	0.04	0.19	0.00	1.00
Economic Strata: 6 [=1]	3,397	0.01	0.11	0.00	1.00
Religious [Yes =1]	3,311	0.87	0.34	0.00	1.00
Ideology (1 Left - 10 Right)	2,446	5.39	1.92	1.00	10.00
<b>Panel B: Primary Outcomes</b>					
Altruism*: willingness to donate (1= very willing to do so)	3,131	0.70	0.26	0.10	1.00
Policy Altruism*: Col. government should help Venezuelans (1= Strongly Agree)	3,384	0.47	0.24	0.25	1.00
Opinion on Effort*: Ven. are poor due to circumstances beyond their control (1=Yes)	3,346	0.57	0.49	0.00	1.00
Opinion on Economy*: Ven. are good for the economy (1= Strongly Agree)	3,360	0.47	0.24	0.25	1.00
Opinion on Taxes*: Ven. pay more taxes than Colombians (1= A lot more)	3,413	0.42	0.18	0.20	1.00
<b>Panel C: Secondary Outcomes</b>					
Opinion on Jobs*: Migrants compete for national jobs (1= Strongly Agree)	3,380	0.74	0.26	0.25	1.00
Opinion on Culture*: Migrants bring new ideas and cultures (1= Strongly Agree)	3,383	0.45	0.24	0.25	1.00
Opinion on Crime*: Migrants increase crime (1= Strongly Agree)	3,377	0.80	0.26	0.25	1.00
Perception about Size: Venezuelans' share of Colombian population	3,273	32.38	25.50	1.00	99.00
Perception about Education: Venezuelans' average years of education	2,901	6.66	3.81	1.00	21.00
<b>Panel C: Covid 19 priming</b>					
Did you lose your job because of the pandemic [1=Yes]	3,412	0.80	0.40	0.00	1.00
Colombian poverty has increased because of the pandemic* (1=Increased)	3,411	0.95	0.16	0.33	1.00
Pop.you know with COVID: No one	3,409	0.19	0.39	0.00	1.00
Pop.you know with COVID: 1-2	3,409	0.25	0.43	0.00	1.00
Pop.you know with COVID: 3-5	3,409	0.29	0.46	0.00	1.00
Pop.you know with COVID: 6-10	3,409	0.15	0.36	0.00	1.00
Pop.you know with COVID: More than 10	3,409	0.12	0.32	0.00	1.00
<b>Panel D: Listing Experiment and Social Desirability Index</b>					
COVID-19 worst crisis that Colombia has faced in the last 50 years (1=Yes)	3,413	0.14	0.35	0.00	1.00
COVID-19 worst problem in last 10 years (3=Worst, 1= Third Worst)	3,278	1.45	0.75	1.00	3.00
Social desirability index	3,376	2.70	1.00	0.00	4.00

*Notes:* \*We normalized these variables by dividing them on the maximum value to facilitate their interpretation. *Altruism* is measured as the self-reported willingness to donate to good causes (ranges from 1 to 10, where 10 corresponds to "very willing to donate"), it was adapted from [Falk et al. \(2018\)](#), who validated the question experimentally in Colombia. The authors selected the question as the one that best approximated experimental variation in altruism. The question asks the individuals: "How willing are you to give to good causes without expecting anything in return?" Individuals answer by choosing a value from a Likert scale from zero to ten, where zero means "completely unwilling to do so" and ten means "very willing to do so". *Policy altruism* is measured as agreement to whether the "Colombian government should support Venezuelan migrants" (Likert scale from 1 to 4, where 4 corresponds to "strongly agree"), *Opinion on effort* is an indicator variable equal to one if the respondent answers that Venezuelan migrants are poor due to lack of self-effort, *Opinion on economy*, measures whether migrants are good for the economy (Likert scale from 1 to 5, where 5 represents a lot more). It corresponds to the following statement: "Opinion about whether Venezuelan migrants pay more or less taxes than Colombians (scale from 1 to 5, where 5 represents a lot more). It corresponds to the following statement: "Consider two individuals, Carlos and Diego, who currently live in Colombia with their families. Carlos was born in Colombia and Diego was born in Venezuela and moved 5 years ago to Colombia. They are both 35 years of age, have three children and earn low incomes. In your opinion, ¿Diego the Venezuelan, pays less, the same, or more taxes than Carlos the Colombian?" Individuals could select the choice from a five choice Likert scale where 1 represented "a lot more" and 5 represented "a lot less". The question was adapted from [Alesina et al. \(2018\)](#).

**Table (II)** Testing Balance Between Groups

	Means by Treatment Assignment		Overall Sample Mean	Overall Sample St. Deviation	P-value (1) vs (2)
	Priming Group (1)	Control Group (2)			
Male [=1]	0.59	0.6	0.6	0.49	0.73
Age	40.7	40.13	40.4	14.92	0.35
Ed: Secondary or More	0.99	0.98	0.99	0.12	0.38
Economic Strata: 1	0.07	0.08	0.08	0.27	0.36
Economic Strata: 2	0.32	0.31	0.31	0.46	0.39
Economic Strata: 3	0.41	0.4	0.4	0.49	0.67
Economic Strata: 4	0.14	0.15	0.15	0.35	0.39
Economic Strata: 5	0.04	0.05	0.05	0.21	0.21
Economic Strata: 6	0.02	0.01	0.02	0.12	0.10
Religious [Yes =1]	0.85	0.82	0.84	0.37	0.12
Ideology (1 Left - 10 Right)	5.37	5.41	5.39	1.92	0.58
Joint orthogonality test p-value					0.15
Sample Size	1,160	1,228		2,388	

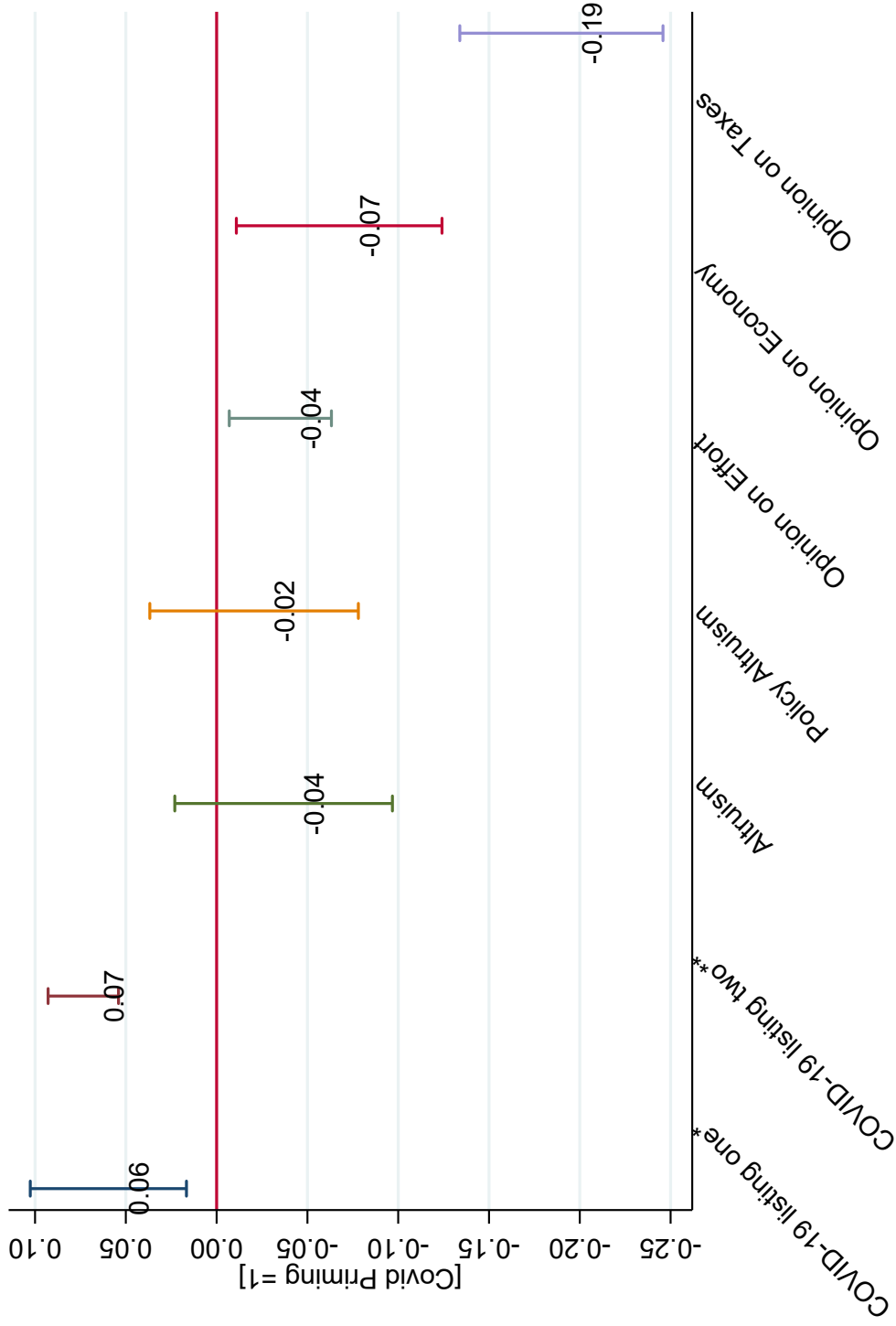
*Notes:* The joint orthogonality test is a joint significance test of all the covariates from a probit of the treatment status in all the independent covariates listed in the table.

**Table (III)** Priming Effects On Altruism and Attitudes Towards Migrants

Dep. Variable (z-scores)	Altruism (1)	Policy Altruism (2)	Opinion on Effort (3)	Opinion on Economy (4)	Opinion on Taxes (5)
<b>Panel A: Main Estimates</b>					
Treatment (Priming=1)	-0.037 (0.036)	-0.021 (0.035)	-0.035** (0.017)	-0.067** (0.034)	-0.190*** (0.034)
R-squared	0.000	0.000	0.001	0.001	0.009
Observations	3,131	3,384	3,346	3,360	3,413
<b>Panel B: Heterogeneous Effects - Gender</b>					
Priming=1 × Male	-0.057 (0.073)	0.038 (0.070)	0.043 (0.034)	-0.097 (0.068)	-0.028 (0.068)
Priming=1	-0.006 (0.054)	-0.040 (0.051)	-0.058** (0.025)	-0.014 (0.050)	-0.173*** (0.050)
Male	-0.051 (0.051)	0.217*** (0.049)	0.022 (0.024)	0.374*** (0.048)	0.041 (0.048)
Marginal Effects [Male=1]	-0.064 (0.050)	-0.002 (0.048)	-0.016 (0.023)	-0.111** (0.046)	-0.202*** (0.046)
R-squared	0.002	0.014	0.004	0.028	0.009
Observations	3,117	3,370	3,332	3,346	3,399
<b>Panel C: Heterogeneous Effects - Age (Impressionable Years)</b>					
Priming=1 × Pop. Aged 18-25	0.239*** (0.090)	0.048 (0.087)	-0.032 (0.043)	-0.051 (0.086)	0.142* (0.084)
Priming=1	-0.085** (0.041)	-0.028 (0.039)	-0.028 (0.019)	-0.055 (0.038)	-0.212*** (0.037)
Pop. Aged 18-25	0.011 (0.062)	0.163*** (0.061)	0.079*** (0.030)	0.214*** (0.059)	0.338*** (0.058)
Marginal Effects [Pop. Aged 18-25=1]	0.154* (0.080)	0.02 (0.078)	-0.060 (0.038)	-0.106 (0.077)	-0.070* (0.075)
R-squared	0.005	0.006	0.004	0.007	0.036
Observations	3,131	3,384	3,346	3,360	3,413

*Notes:* The dependent variable represents the outcome for individual as measured in the survey. It was standardized using the mean and standard deviation of the control group. The variable *Treatment (Priming=1)* is the assigned treatment status to the COVID-19 priming. The table presents the estimates of a simple OLS regression of the dependent variable on the treatment status. For the heterogeneous effects, we interact the variable on *Treatment (Priming=1)* with an indicator variable for being male and ages 18 to 25 years old, respectively. \*\*\* significant at the 1%, \*\* significant at the 5%, \* significant at the 10%. Robust standard errors are reported in parentheses.

**Figure (I)** Summary Results







Notes: The figure presents the point coefficient estimates of a simple OLS regression of the dependent variable on the treatment status. The point estimates are written in black and the 95 percent confidence intervals are presented in bars. \*COVID-19 listing one ranks three crises in last 10 years (the COVID-19 pandemic, drug trafficking, and internal conflict). It gives a score of 3 to anyone who ranks COVID-19 as the worst crisis, 2 if COVID-19 is the second worst crisis, and 1 if COVID-19 is listed as the third worst crisis. \*\* COVID-19 listing two codes an open answer question of what is the worst crisis in the last 50 years. It takes a value of one if the individual mentioned "COVID", the "pandemic", or "coronavirus" in their written responses.

**Table (A.1)** Order of survey modules in treatment and control groups

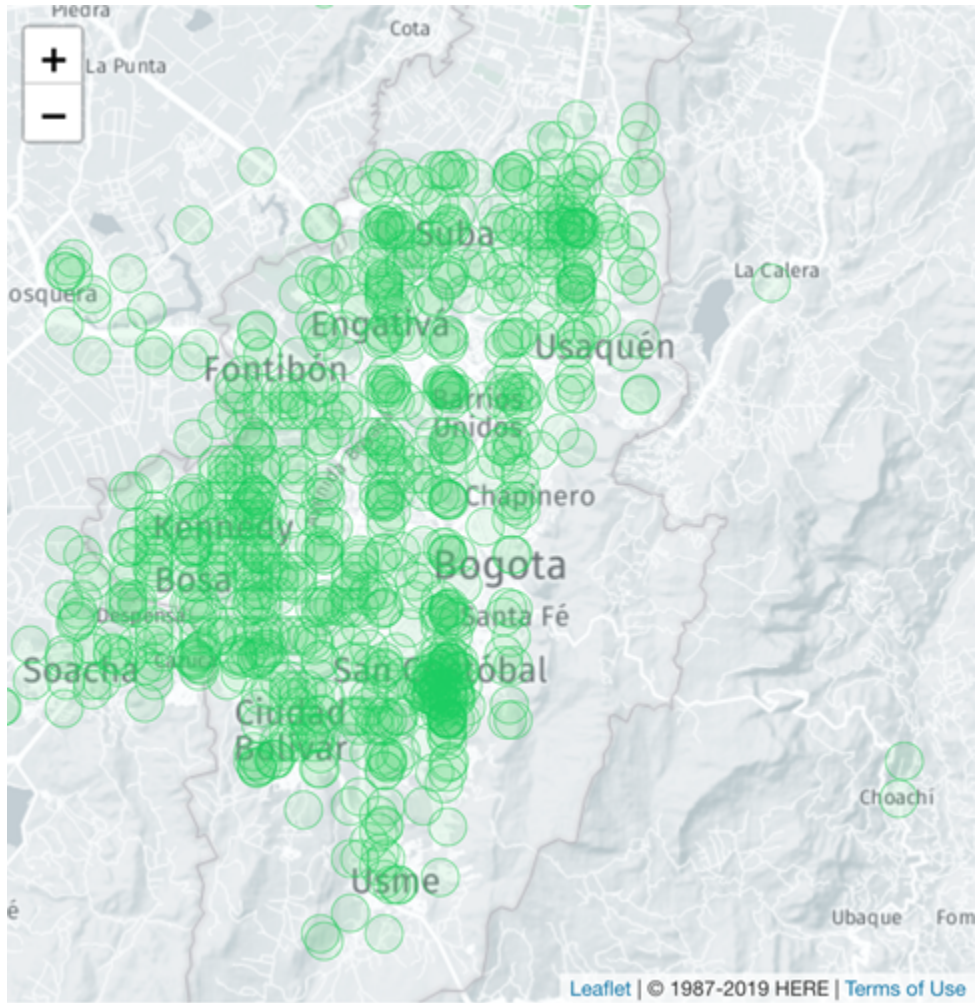
Treatment	Control
Sociodemographics	Sociodemographics
COVID-19	Attitudes towards migrants
Crisis questions	Crisis questions
Attitudes towards migrants	COVID-19
Social Desirability	Social Desirability



Figure (A.1) Recruiting Facebook Ads

<p><b>Testeame</b> Publicidad · 🌐</p> <p>Queremos saber su opinión sobre la situación en Bogotá. Participe en esta encuesta promovida por la Universidad de ... <a href="#">Ver más</a></p>  <p>SENS.LA <b>Hacer la encuesta</b> Participa en esta encuesta sólo te to... <a href="#">VER MÁS</a></p> <p>👍 🤔 😬 1,4 mil comentarios 162 veces compartido</p>	<p><b>Testeame</b> Publicidad · 🌐</p> <p>¿Podrías describir la situación en Bogotá en sólo 5 minutos? Participa en esta encuesta ahora. Tu opinión nos importa.</p>  <p>SENS.LA <b>Hacer la encuesta</b> Participa en esta encuesta sólo te to... <a href="#">VER MÁS</a></p> <p>👍 🤔 😬 300 comentarios 37 veces compartido</p>
<p><b>Testeame</b> Publicidad · 🌐</p> <p>Queremos saber su opinión sobre la situación en Bogotá. Participe en esta encuesta promovida por la Universidad de ... <a href="#">Ver más</a></p>  <p>SENS.LA <b>Hacer la encuesta</b> Participa en esta encuesta sólo te to... <a href="#">VER MÁS</a></p> <p>👍 🤔 🍷 598 comentarios 156 veces compartido</p>	<p><b>Testeame</b> Publicidad · 🌐</p> <p>¿Podrías describir la situación en Bogotá en sólo 5 minutos? Participa en esta encuesta ahora. Tu opinión nos importa.</p>  <p>SENS.LA <b>Hacer la encuesta</b> Participa en esta encuesta sólo te to... <a href="#">VER MÁS</a></p> <p>👍 🤔 🍷 321 comentarios 61 veces compartido</p>

**Figure (A.2)** Location of Survey Respondents



**Table (B.1)** Priming Efficacy

Dep. Variable	COVID-19 listing one		COVID-19 listing two	
	(1)	(2)	(3)	(4)
Treatment (Priming=1)	0.060**	0.073***		
	(0.026)	(0.012)		
R-squared	0.002	0.011		
Observations	3,278	3,413		
Mean Dep. Variable (Control Group)	1.420	0.102		

*Notes:* The COVID-19 listing one variable ranks three crises in last 10 years (the COVID-19 pandemic, drug trafficking, and internal conflict). It gives a score of 3 to anyone who ranks COVID-19 as the worst crisis, 2 if COVID-19 is the second worst crisis, and 1 if COVID-19 is listed as the third worst crisis. The COVID-19 listing two variable codes an open answer question of what is the worst crisis in the last 50 years. It takes a value of one if the individual mentioned COVID, the pandemic, or coronavirus in their written responses.\*\*\* significant at the 1%, \*\* significant at the 5%, \* significant at the 10%. Standard errors are reported in parentheses.

**Table (B.2)** Heterogeneous Effects by Social Desirability

Dep. Variable	Altruism		Policy Altruism		Opinion on Effort		Opinion on Economy		Opinion on Taxes	
	(1)	(9)	(5)	(3)	(7)	(3)	(7)	(3)	(7)	
Priming=1 × STD (Social Desirability Index)	-0.028	-0.028	-0.033*	-0.105***	-0.039					
	(0.037)	(0.035)	(0.017)	(0.035)	(0.035)				(0.035)	
Priming=1	-0.043	-0.008	-0.027	-0.056	-0.190***					
	(0.037)	(0.035)	(0.017)	(0.035)	(0.034)					
STD (Social Desirability Index)	0.094***	-0.037	-0.031***	0.007	-0.008					
	(0.025)	(0.024)	(0.012)	(0.024)	(0.024)					
R-squared	0.007	0.003	0.011	0.005	0.010					
Observations	3,100	3,347	3,311	3,324	3,376					

*Notes:* The dependent variable  $Y_i$  represents the outcome for individual  $i$  as measured in the survey and standardized using the mean and standard deviation of the control group. The variable *Treatment (Priming=1)* is the assigned treatment status to COVID priming of the individual. The variable Social Desirability Index is constructed using 4 of the 33 questions of [Crowne and Marlowe \(1960\)](#) scale. Each question's answer was assigned a score of 1 or 0 depending on whether the scale identified the answer with someone that wanted to be socially desirable as explained in [Crowne and Marlowe \(1960\)](#). Then, we add the answer of the 4 questions having a scale from 1 (no social desirability) to 4 (maximum social desirability) and standardize it for ease of interpretation. We interact the variable on *Treatment (Priming=1)* with the standardized variable of Social Desirability Index. \*\*\* significant at the 1%, \*\* significant at the 5%, \* significant at the 10%. Standard errors are reported in parentheses.

**Table (B.3)** Heterogeneous Effects by Education

Dep. Variable	Altruism (1)	Policy Altruism (9)	Opinion on Effort (5)	Opinion on Economy (3)	Opinion on Taxes (7)
<b>Panel A: Heterogeneous Effects - Secondary or More</b>					
Treatment (Priming=1) × Secondary or More	0.147 (0.247)	0.413* (0.223)	-0.008 (0.109)	0.012 (0.217)	-0.256 (0.214)
Treatment (Priming=1)	-0.181 (0.244)	-0.425* (0.220)	0.044 (0.108)	-0.077 (0.214)	0.061 (0.211)
Secondary or More	-0.132 (0.156)	-0.041 (0.146)	-0.060 (0.072)	0.317** (0.143)	0.184 (0.143)
Marginal Effects [Secondary or More=1]	0.0148 (0.191)	0.371** (0.168)	0.068 (0.082)	0.329* (0.163)	0.013 (0.048)
R-squared	0.001	0.002	0.002	0.004	0.009
Observations	3,125	3,378	3,340	3,354	3,407

Notes: The dependent variable  $Y_i$  represents the outcome for individual  $i$  as measured in the survey and standardized using the mean and standard deviation of the control group. The variable *Treatment (Priming=1)* is the assigned treatment status to COVID priming of the individual. For the heterogeneous effects, we interact the variable on *Treatment (Priming=1)* with a dummy for Education Level: Secondary or More. \*\*\* significant at the 1%, \*\* significant at the 5%, \* significant at the 10%. Standard errors are reported in parentheses.

**Table (B.4)** Exploring Secondary Outcomes: Priming Effects on Beliefs on the Impacts of Migrants

Dep. Variable	Opinion on Jobs (1)	Opinion on Culture (2)	Opinion on Crime (3)
Treatment (Priming=1)	0.002 (0.026)	-0.021 (0.026)	0.031 (0.025)
R-squared	0.000	0.000	0.000
Observations	6,174	6,180	6,181

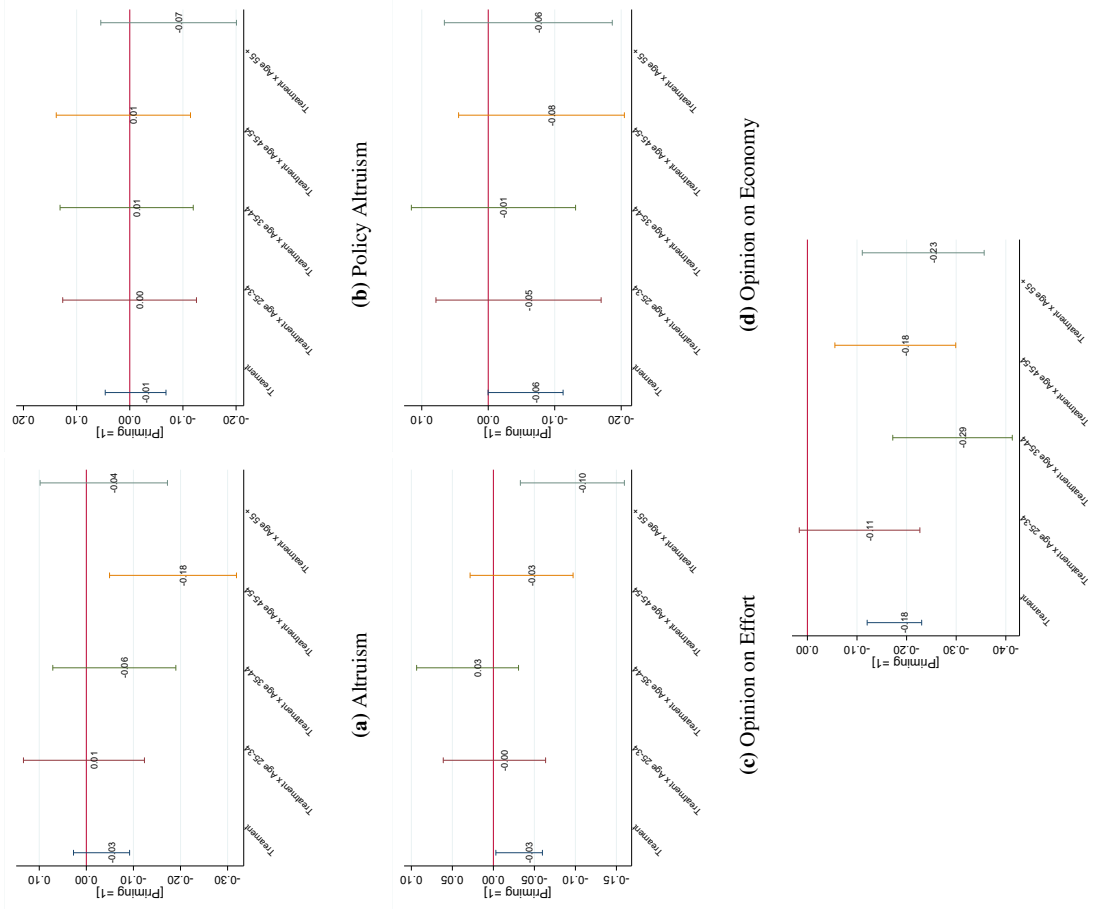
Notes: The dependent variable  $Y_i$  represents the outcome for individual  $i$  as measured in the survey and standardized using the mean and standard deviation of the control group. The variable *Treatment (Priming=1)* is the assigned treatment status to COVID priming of the individual. \*\*\* significant at the 1%, \*\* significant at the 5%, \* significant at the 10%. Standard errors are reported in parentheses.

**Table (B.5)** Exploring Secondary Outcomes: Priming Effects on Information Misconceptions

Dep. Variable	Perception about Education	
	(1)	(2)
Treatment (Priming=1)	6.225*** (0.885)	-0.391*** (0.142)
R-squared	0.015	0.003
Observations	3,273	2,901
Av. dep. var before treatment	29.18	6.84

*Notes:* The dependent variable  $Y_i$  represents the outcome for individual  $i$  as measured in the survey of their personal beliefs about the Venezuelans' share of Colombian population and the Venezuelans' average years of education. The variable *Treatment (Priming=1)* is the assigned treatment status to COVID priming of the individual. \*\*\* significant at the 1%, \*\* significant at the 5%, \* significant at the 10%. Standard errors are reported in parentheses.

**Figure (C.1)** Heterogeneous Effects - Age (Excluded Category: Impressionable Years)



(e) Opinion on Taxes

*Notes:* Each graph depicts the coefficient estimate for the *Treatment (Priming=1)* and their interaction with five age group dummies defined in the X axis of the Figure C.1. The excluded age group is age between 18 to 25 years old corresponding of the impressionable years.

**Table (D.1)** Testing Balance Between Groups (Second Wave)

	Means by Treatment Assignment		Overall Sample Mean	St. Deviation	P-value (1) vs (2)
	Priming Group (1)	Control Group (2)			
Male [=1]	0.52	0.55	0.54	0.5	0.16
Age	42.8	43.98	43.41	14.14	0.06
Ed: Secondary or More	0.98	0.98	0.98	0.14	0.22
Economic Strata: 1	0.09	0.08	0.08	0.28	0.18
Economic Strata: 2	0.33	0.31	0.32	0.47	0.56
Economic Strata: 3	0.39	0.39	0.39	0.49	0.71
Economic Strata: 4	0.13	0.15	0.14	0.35	0.26
Economic Strata: 5	0.05	0.04	0.04	0.21	0.18
Economic Strata: 6	0.01	0.03	0.02	0.15	0.02
Religious [Yes =1]	0.82	0.82	0.82	0.39	0.98
Ideology (1 Left - 10 Right)	5.34	5.25	5.3	1.9	0.27
Joint orthogonality test p-value					0.01
Sample Size	1,012	1,070		2,082	

*Notes:* The joint orthogonality test is a joint significance test of all the covariates from a multinomial logit of the treatment status in all the independent covariates listed in the table

**Table (D.2)** Priming Effects of Altruism and Attitudes Towards Migrants (Second Wave)

Dep. Variable	Altruism (1)	Policy Altruism (2)	Opinion on Effort (3)	Opinion on Economy (4)	Opinion on Taxes (5)
Treatment (Priming=1)	-0.033 (0.038)	0.008 (0.037)	-0.018 (0.019)	-0.007 (0.037)	0.009 (0.037)
R-squared	0.000	0.000	0.000	0.000	0.000
Observations	2,710	2,892	2,876	2,874	2,916

*Notes:* The dependent variable  $Y_i$  represents the outcome for individual  $i$  as measured in the survey and standardized using the mean and standard deviation of the control group. The variable *Treatment (Priming=1)* is the assigned treatment status to COVID priming of the individual. \*\*\* significant at the 1%, \*\* significant at the 5%, \* significant at the 10%. Standard errors are reported in parentheses.