

Sims, Eric R.; Wu, Jing Cynthia

Article

Central banks' ever-expanding tool kit

NBER Reporter

Provided in Cooperation with:

National Bureau of Economic Research (NBER), Cambridge, Mass.

Suggested Citation: Sims, Eric R.; Wu, Jing Cynthia (2020) : Central banks' ever-expanding tool kit, NBER Reporter, ISSN 0276-119X, National Bureau of Economic Research (NBER), Cambridge, MA, Iss. 4, pp. 16-19

This Version is available at:

<https://hdl.handle.net/10419/234017>

Standard-Nutzungsbedingungen:

Die Dokumente auf EconStor dürfen zu eigenen wissenschaftlichen Zwecken und zum Privatgebrauch gespeichert und kopiert werden.

Sie dürfen die Dokumente nicht für öffentliche oder kommerzielle Zwecke vervielfältigen, öffentlich ausstellen, öffentlich zugänglich machen, vertreiben oder anderweitig nutzen.

Sofern die Verfasser die Dokumente unter Open-Content-Lizenzen (insbesondere CC-Lizenzen) zur Verfügung gestellt haben sollten, gelten abweichend von diesen Nutzungsbedingungen die in der dort genannten Lizenz gewährten Nutzungsrechte.

Terms of use:

Documents in EconStor may be saved and copied for your personal and scholarly purposes.

You are not to copy documents for public or commercial purposes, to exhibit the documents publicly, to make them publicly available on the internet, or to distribute or otherwise use the documents in public.

If the documents have been made available under an Open Content Licence (especially Creative Commons Licences), you may exercise further usage rights as specified in the indicated licence.

Central Banks' Ever-Expanding Tool Kit

Eric R. Sims and Jing Cynthia Wu

In December 2008, at the height of the Great Recession, the Federal Reserve lowered the federal funds rate, the short-term interest rate that is one of its central policy tools, to zero. Around the same time, it began large-scale purchases of long-term Treasuries and mortgage-backed securities issued by the three federal agencies that participate in mortgage lending, a practice commonly known as quantitative easing (QE). It also began to use more explicit forms of forward guidance to affect expectations regarding the future federal funds rate, which is the policy rate for the United States. The Fed was not unique among the world's major central banks in adopting programs like QE and explicit forms of forward guidance. Unlike several of the world's leading monetary authorities, however, the Fed did not

push the policy rate into negative territory.

At the time of their initial deployment, the Fed's unconventional policy actions were seen as extraordinary measures to provide monetary stimulus in an emergency and were viewed as temporary. In actuality, the federal funds rate remained at zero for seven years. From the end of 2015 until early 2020 it was positive, and the Fed began to slowly reduce the holdings of assets that it had accumulated during its various asset purchases. The onset of the COVID-19 pandemic in March 2020 caused the Fed to reverse course. The federal funds rate has been at zero since March, and the Fed has increased its balance sheet by nearly \$3 trillion via the resumption of QE programs.

Having lived at or near the zero lower bound (ZLB) on nominal interest rates

for the better part of 12 years, heretofore unconventional policies like QE, forward guidance, and negative policy rates are now considered a regular part of central banks' tool kits. Our research seeks to better understand the mechanisms through which these tools impact the macroeconomy, to quantify their effectiveness, to identify potential unintended consequences associated with their use, and to investigate their substitutability with conventional monetary policy as implemented via the adjustment of short-term policy rates.

Unconventional Policy Tools

In one paper, we build in a variety of real and nominal frictions, constrained financial intermediation, and long-term



Eric R. Sims is a professor of economics at the University of Notre Dame and an NBER research associate affiliated with the Monetary Economics Program. He earned his PhD in economics from the University of Michigan in 2009. His research covers a variety of topics within macroeconomics, including the roles of news, uncertainty, and confidence in business cycles; fiscal policy and fiscal multipliers; and optimal monetary policy, particularly unconventional policies at the zero lower bound.

Sims' work has been published in leading academic journals, such as the *American Economic Review*, the *Journal of Monetary Economics*, the *American Economic Journal: Macroeconomics*, and the *Review of Economics and Statistics*, among others. Sims currently serves as an associate editor at the *Journal of Monetary Economics*. At Notre Dame, where he has been since 2009, he teaches a variety of classes in macroeconomics at both the undergraduate and graduate levels, and currently serves as the department chairperson.

Jing Cynthia Wu is the Dillon Hall Associate Professor of Economics at the University of Notre Dame and an NBER research associate affiliated with the Monetary Economics Program. Wu earned a PhD in economics from the University of California, San Diego. Her research is at the intersection of monetary economics and asset pricing, with specialization in monetary policy, the zero lower bound, uncertainty, term structure of interest rates, and commodity futures markets.

Wu has published in *American Economic Review*, *Journal of Monetary Economics*, *Journal of Econometrics*, *Journal of International Economics*, and *International Economic Review*, among other journals. She serves as an associate editor at *The Review of Economics and Statistics* and as a panelist at the National Science Foundation.

Her work has been cited by Federal Reserve Chairs Ben Bernanke, Janet Yellen, and Jerome Powell, as well as Bloomberg News/Businessweek/View, *The Wall Street Journal*, *The Financial Times*, *Forbes*, *The New York Times*, *Business Insider* and others. She proposed shadow interest rates to study the economic effects of unconventional monetary policy including quantitative easing. Her shadow rates are published by the Federal Reserve Bank of Atlanta, Haver Analytics, Thomson Reuters, and Bloomberg, and used for academic research and policy analyses.



debt to one of the standard tools for analyzing how monetary policy affects macroeconomic outcomes—a medium-scale dynamic stochastic general equilibrium model—to compare QE, forward guidance, and a negative interest rate policy (NIRP) to conventional policy-rate changes.¹ We find that in terms of macroeconomic outcomes, QE, forward guidance, and NIRP can each mimic the effects of a conventional rate cut, but the requisite forward guidance and NIRP interventions are large. We also find that the

efficacy of forward guidance depends on a central bank’s credibility, and that there are a number of challenges to implementing deeply negative policy rates. QE appears to be the most effective tool for achieving central banks’ policy objectives.

The large balance sheets that central banks around the world amassed in the wake of the Great Recession have important implications for the efficacy of unconventional policy tools. We discuss exit strategies for unwinding large balance sheets, and show that private sector expectations of the exit strategy have important implications for the efficacy of QE programs at the ZLB. We also find that the effectiveness of negative interest rate policy depends on the size of the central bank’s balance sheet. A larger balance sheet makes NIRP less expansionary and could even result in it being contractionary; this is similar to the “reversal rate” highlighted in other work.² This result suggests that

central banks need to consider not only the design of unconventional policy tools, but also their sequencing. Negative rates were deployed well after central banks accumulated large balance sheets; our work suggests that the opposite ordering would have been more effective. Finally, our work shows that the size of a central bank’s balance sheet also has implications for how negative nominal interest rates can go, a parameter we label the effective lower bound.

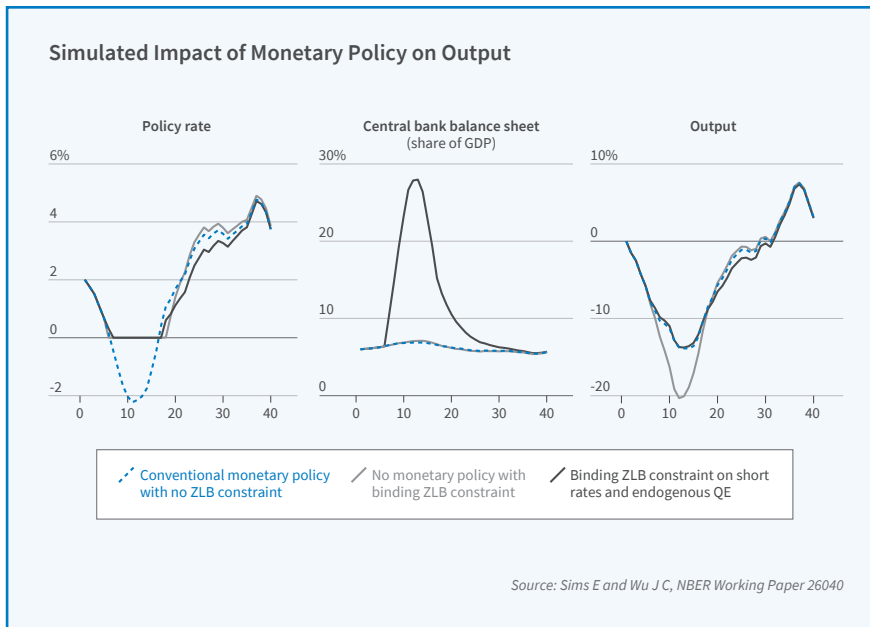


Figure 1

output to decline by 6 to 7 percentage points (or roughly 50 percent) more than it would if the ZLB were not binding. In Figure 1, we show that expanding the central bank’s balance sheet by about 25 percent of GDP can roughly re-create the path of output that would have prevailed were there no ZLB. This balance sheet expansion is the rough equivalent of pushing the policy rate to about -200 basis points.

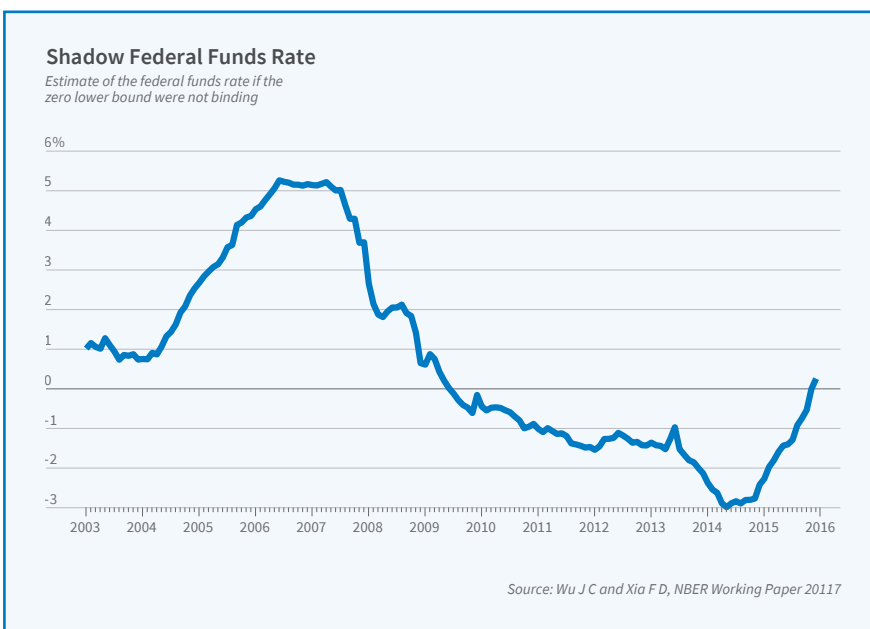


Figure 2

QE versus Conventional Policy

To understand the substitutability of QE with conventional policy rate cuts, we conduct an experiment that mimics the Great Recession in the United States.³ Using our model, we expose the economy to a sequence of negative credit shocks that would result in the ZLB binding for 2½ years. Absent any unconventional intervention, the constraint that the federal funds rate cannot fall below the ZLB causes

output to decline by 6 to 7 percentage points (or roughly 50 percent) more than it would if the ZLB were not binding. In Figure 1, we show that expanding the central bank’s balance sheet by about 25 percent of GDP can roughly re-create the path of output that would have prevailed were there no ZLB. This balance sheet expansion is the rough equivalent of pushing the policy rate to about -200 basis points.

These simulation results from our model line up well with the experience in the United States. After the Fed completed its three major rounds of QE, its balance sheet had risen to about 25 percent of GDP. Wu and Xia estimate that the shadow federal funds rate—the rate that the policy rate would have been in the absence of the ZLB—was about -3 percentage points, which is roughly in line with our simulation. This shadow federal funds rate is plotted in Figure 2.⁴

A New Small Scale Macro Model for Monetary Policy

Our foregoing analysis was carried out within the confines of a medium-scale model with many shocks and frictions. While useful for quantitative analysis, such a framework lacks the elegance and tractability of small-scale models. In another paper, we develop a small-scale model to study QE that mimics as closely as possible another workhorse model, the three-equation New Keynesian model.⁵ We use this model to show, analytically, how QE can serve as a substitute for conventional policy rate movements when the ZLB binds. This result implies that the ZLB is not as costly as widely believed, and urges caution when considering dramatic policy proposals, such as raising the inflation target, designed to reduce the frequency of ZLB episodes. Contrary to conventional wisdom, we show that there is a case for using QE to counterbalance adverse credit market disturbances even when the economy is not at the ZLB.

In a follow-up paper, we use our small-scale model to compare the time series evolution of the Fed's QE programs and the observed Wu-Xia shadow federal funds rate series.⁶ Figure 3 shows the Wu-Xia shadow rate series (blue dashed

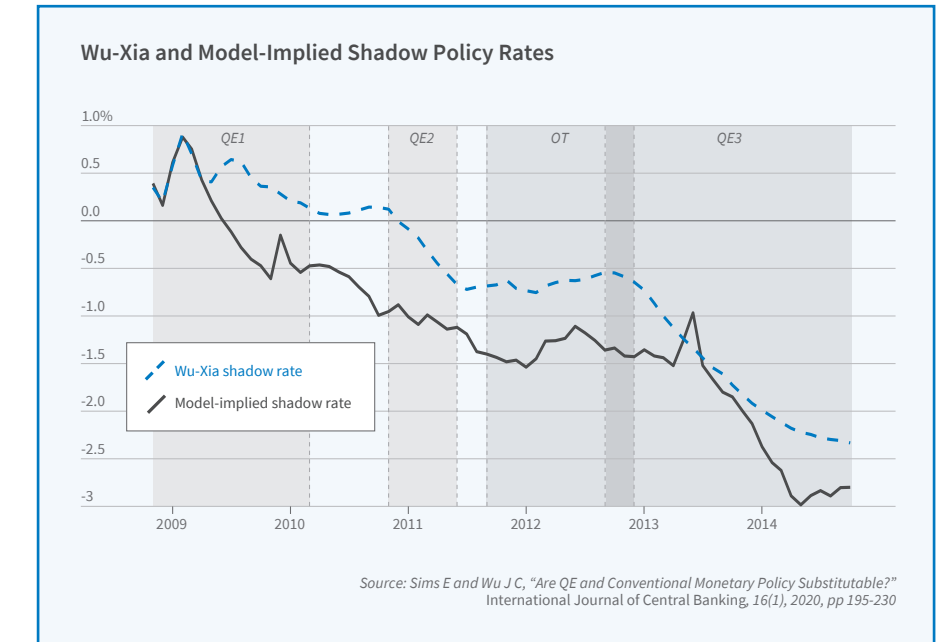


Figure 3

line) along with the shadow rate implied by our model (black line), constructed using the actual evolution of the Fed's balance sheet as an input. The two series track each other remarkably well.

What Happened to the Phillips Curve?

Many observers have been puzzled about the apparent breakdown of the

relationship between real economic activity and inflation over the last decade-plus. A traditional Phillips curve posits that a robust economy ought to be associated with high and rising inflation and vice versa. Yet this is not what we have seen. During 2008–2010, when the economy was quite weak, inflation did not decline significantly. This has been dubbed “missing deflation.” Conversely, in 2015–19, when the US unemployment rate approached all-time lows, inflation did not accelerate. The apparent breakdown in the Phillips curve lies behind some recent changes to the Fed's policy framework, in particular its new focus on shortfalls of employment from potential rather than on deviations relative to potential.⁷

The left panel of Figure 4 shows a simple scatterplot of the change in inflation and a measure of the output gap over the last decade. It displays the “wrong sign” for the standard Phillips curve theory: a positive output gap ought to put upward pressure on inflation. We use our model to analyze this apparently puzzling behavior of inflation⁸ and find that credit market disturbances are an important omitted factor that can confound the observed pattern of the output gap and inflation. Adverse credit market conditions put upward pressure on inflation

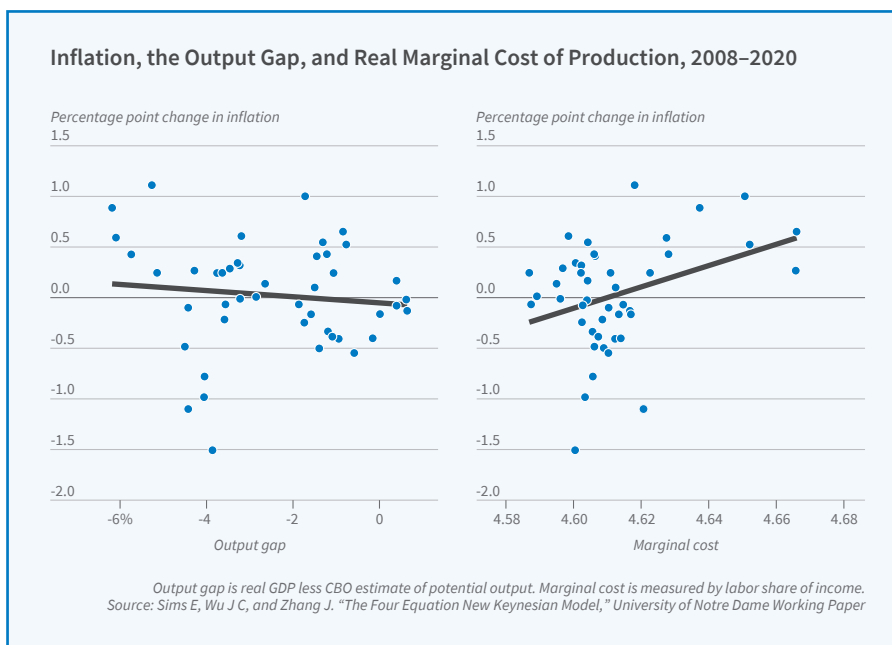


Figure 4

and vice versa. This potentially helps to explain both the missing deflation of 2008–10, when credit market conditions were poor, and the missing inflation of 2015–2019, when credit market conditions were more favorable. In our small-scale model, there is a direct relationship between the marginal cost of producing additional output and inflation that is not confounded by credit market disturbances. When we replace the output gap with a measure of marginal cost, as in the right panel of Figure 4, there is no anomalous behavior in the scatter plot—high marginal cost correlates with high inflation and vice versa.

Emergency Monetary Policy Responses to COVID-19

During the COVID-19 pandemic, there has been a resurgence in the Fed’s use of large-scale asset purchases and other unconventional monetary policy tools. In addition to resuming its purchases of long-term Treasuries and mortgage-backed securities, in March 2020 the Fed announced its intention to purchase privately issued debt carrying credit risk, as well as to lend directly to nonfinancial firms. These actions mark a significant departure from past practice.

We study the Fed’s newest asset purchasing and lending in comparison to the QE programs it deployed to combat the Great Recession using a model that features constrained financial intermediaries and long-term debt.⁹ We diverge from our previous framework¹⁰ in modeling nonfinancial firms as being subjected to a cash flow constraint. This constraint limits the amount that firms can borrow as a function of their current cash flows. Such

a constraint has empirical and theoretical support in the literature.¹¹ It also seems particularly relevant for the COVID-19 environment, where mandated lockdowns and voluntary social distancing have reduced cash flows for many firms to an unparalleled degree.

When nonfinancial firms are not subject to a binding cash flow constraint, we find that direct lending to such firms has results similar to more conventional asset purchasing programs. But in a situation in which these firms are cash flow constrained, conventional QE programs become almost completely ineffective, whereas direct lending and outright purchases of assets of these constrained industries maintain their efficacy. In our model, conventional QE works by easing leverage constraints on intermediaries. This only transmits to the real economy if firms are not cash flow-constrained. When firms are constrained, as we think plausibly characterizes the COVID-19 recession, direct lending has much greater effects.

¹ “Evaluating Central Banks’ Tool Kit: Past, Present, and Future,” Sims E, Wu JC. NBER Working Paper 26040, July 2019. Forthcoming in *Journal of Monetary Economics*.

[Return to Text](#)

² “The Reversal Interest Rate,” Brunnermeier M, Koby Y. NBER Working Paper 25406, December 2018.

[Return to Text](#)

³ “Evaluating Central Banks’ Tool Kit: Past, Present, and Future,” Sims E, Wu JC. NBER Working Paper 26040, July 2019. Forthcoming in *Journal of Monetary Economics*.

[Return to Text](#)

⁴ “Measuring the Macroeconomic Impact of Monetary Policy at the Zero Lower Bound,” Wu, JC, Xia FD. NBER Working Paper 20117, May 2015, and *Journal of Money, Credit, and Banking* 48(2-3), March–April 2016, pp. 253–291.

[Return to Text](#)

⁵ “The Four Equation New Keynesian Model,” Sims E, Wu JC. NBER Working Paper 26067, July 2019.

[Return to Text](#)

⁶ “Are QE and Conventional Monetary Policy Substitutable?” Sims E, Wu JC. *International Journal of Central Banking* 16(1), February 2020, pp. 195–230.

[Return to Text](#)

⁷ “New Economic Challenges and the Fed’s Monetary Policy Review,” Powell J. Speech at Jackson Hole Symposium, Aug. 27, 2020.

[Return to Text](#)

⁸ “The Four Equation New Keynesian Model,” Sims E, Wu JC, Zhang J. University of Notre Dame Working Paper, July 2020.

[Return to Text](#)

⁹ “Wall Street vs. Main Street QE,” Sims E, Wu JC. NBER Working Paper 27295, June 2020.

[Return to Text](#)

¹⁰ “Evaluating Central Banks’ Tool Kit: Past, Present, and Future,” Sims E, Wu JC. NBER Working Paper 26040, July 2019. Forthcoming in *Journal of Monetary Economics*.

[Return to Text](#)

¹¹ “Earnings-Based Borrowing Constraints and Macroeconomic Fluctuations,” Dreschler T. University of Maryland Working Paper, October 2020.

[Return to Text](#)