

Smith, Samantha et al.

Research Report

Geographic profile of healthcare needs and non-acute healthcare supply in Ireland

Research Series, No. 90

Provided in Cooperation with:

The Economic and Social Research Institute (ESRI), Dublin

Suggested Citation: Smith, Samantha et al. (2019) : Geographic profile of healthcare needs and non-acute healthcare supply in Ireland, Research Series, No. 90, ISBN 978-0-7070-0498-3, The Economic and Social Research Institute (ESRI), Dublin, <https://doi.org/10.26504/rs90>

This Version is available at:

<https://hdl.handle.net/10419/230298>

Standard-Nutzungsbedingungen:

Die Dokumente auf EconStor dürfen zu eigenen wissenschaftlichen Zwecken und zum Privatgebrauch gespeichert und kopiert werden.

Sie dürfen die Dokumente nicht für öffentliche oder kommerzielle Zwecke vervielfältigen, öffentlich ausstellen, öffentlich zugänglich machen, vertreiben oder anderweitig nutzen.

Sofern die Verfasser die Dokumente unter Open-Content-Lizenzen (insbesondere CC-Lizenzen) zur Verfügung gestellt haben sollten, gelten abweichend von diesen Nutzungsbedingungen die in der dort genannten Lizenz gewährten Nutzungsrechte.

Terms of use:

Documents in EconStor may be saved and copied for your personal and scholarly purposes.

You are not to copy documents for public or commercial purposes, to exhibit the documents publicly, to make them publicly available on the internet, or to distribute or otherwise use the documents in public.

If the documents have been made available under an Open Content Licence (especially Creative Commons Licences), you may exercise further usage rights as specified in the indicated licence.



<https://creativecommons.org/licenses/by/4.0/>

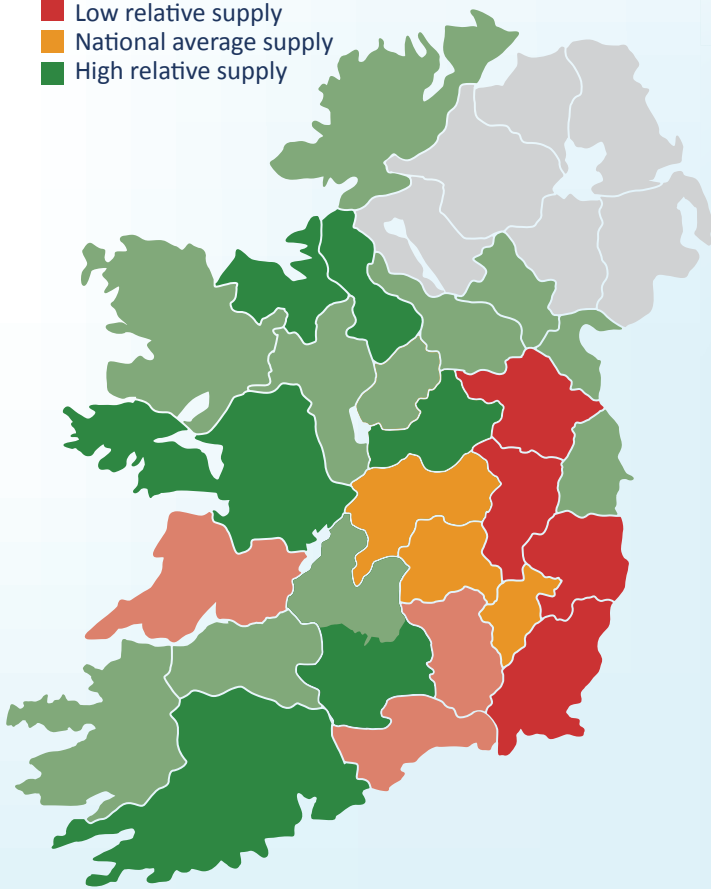
UNEQUAL SUPPLY OF HEALTH AND SOCIAL CARE ACROSS COUNTIES

Large inequalities in supply of health and social care in Ireland measured in 2014. In order to achieve equity in health and social care supply, increases in supply of care could be needed in many counties.

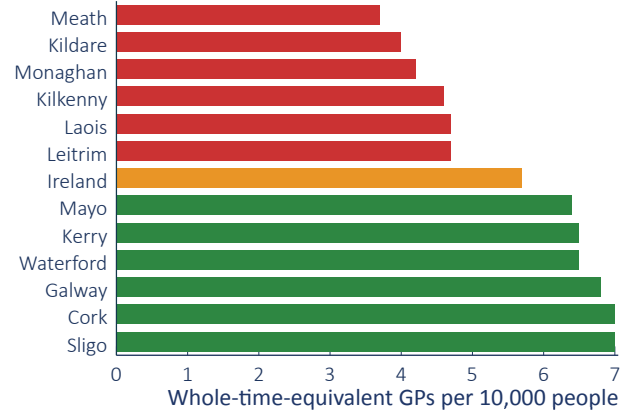
Inequalities in the supply of health and social care could impede progress towards proposed Sláintecare policies of moving some care from hospitals to the community.

OVERALL SUPPLY OF 10 SERVICES EXAMINED

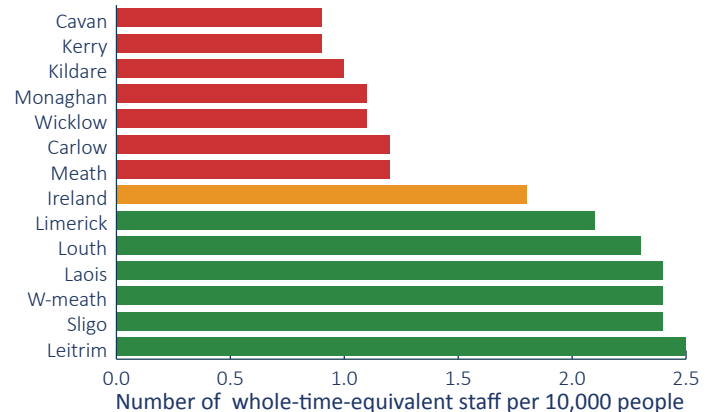
- Low relative supply
- National average supply
- High relative supply



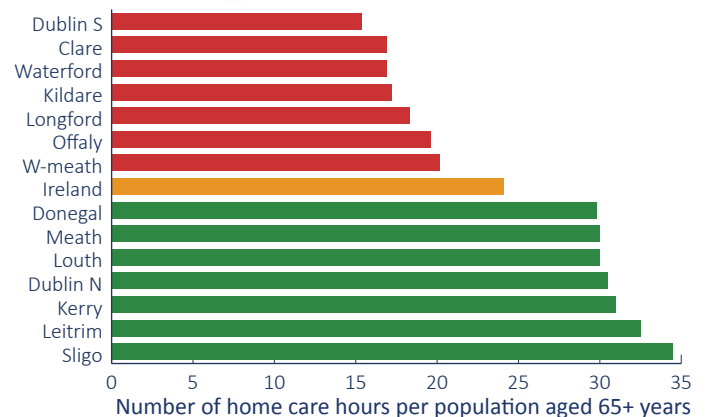
GENERAL PRACTITIONERS



COUNSELLORS & PSYCHOLOGISTS



HOME CARE HOURS



10 NON-ACUTE SERVICES EXAMINED

- GPs
- Community Nurses
- Public + Private Physiotherapists
- Public Occupational Therapists
- Public Speech & Language Therapists
- Public Podiatrists
- Public Counsellors & Psychologists
- Public Social Workers
- Public + Private Nursing Home Beds
- Public Home Care Hours