

Chrisendo, Daniel; Siregar, Hermanto; Qaim, Matin

Working Paper

Oil palm and structural transformation of agriculture in Indonesia

EFForTS Discussion Paper Series, No. 33

Provided in Cooperation with:

Collaborative Research Centre 990: Ecological and Socioeconomic Functions of Tropical Lowland Rainforest Transformation Systems (Sumatra, Indonesia), University of Goettingen

Suggested Citation: Chrisendo, Daniel; Siregar, Hermanto; Qaim, Matin (2020) : Oil palm and structural transformation of agriculture in Indonesia, EFForTS Discussion Paper Series, No. 33, GOEDOC, Dokumenten- und Publikationsserver der Georg-August-Universität, Göttingen, <https://nbn-resolving.de/urn:nbn:de:gbv:7-webdoc-4005-3>

This Version is available at:

<https://hdl.handle.net/10419/229930>

Standard-Nutzungsbedingungen:

Die Dokumente auf EconStor dürfen zu eigenen wissenschaftlichen Zwecken und zum Privatgebrauch gespeichert und kopiert werden.

Sie dürfen die Dokumente nicht für öffentliche oder kommerzielle Zwecke vervielfältigen, öffentlich ausstellen, öffentlich zugänglich machen, vertreiben oder anderweitig nutzen.

Sofern die Verfasser die Dokumente unter Open-Content-Lizenzen (insbesondere CC-Lizenzen) zur Verfügung gestellt haben sollten, gelten abweichend von diesen Nutzungsbedingungen die in der dort genannten Lizenz gewährten Nutzungsrechte.

Terms of use:

Documents in EconStor may be saved and copied for your personal and scholarly purposes.

You are not to copy documents for public or commercial purposes, to exhibit the documents publicly, to make them publicly available on the internet, or to distribute or otherwise use the documents in public.

If the documents have been made available under an Open Content Licence (especially Creative Commons Licences), you may exercise further usage rights as specified in the indicated licence.



<https://creativecommons.org/licenses/by-nc-nd/4.0/>

GOEDOC - Dokumenten- und Publikationsserver der Georg-August-Universität Göttingen

2020

Oil Palm and Structural Transformation of Agriculture in Indonesia

Daniel Chrisendo, Hermanto Siregar, Matin Qaim

EFForTS discussion paper series

Nr. 33

Chrisendo, Daniel; Siregar, Hermanto; Qaim, Matin : Oil Palm and Structural Transformation of Agriculture in Indonesia
Göttingen : GOEDOC, Dokumenten- und Publikationsserver der Georg-August-Universität, 2020
(EFForTS discussion paper series 33)

Verfügbar:

PURL: <http://resolver.sub.uni-goettingen.de/purl/?webdoc-4005>

This work is licensed under a [Creative Commons Attribution 4.0 International License](https://creativecommons.org/licenses/by-nc-nd/4.0/)



Bibliographische Information der Deutschen Nationalbibliothek

Die Deutsche Nationalbibliothek verzeichnet diese Publikation in der Deutschen Nationalbibliographie; detaillierte bibliographische Daten sind im Internet über <http://dnb.dnb.de> abrufbar.

Erschienen in der Reihe

EFForTS discussion paper series

ISSN: 2197-6244

Herausgeber der Reihe

SFB 990 EFForTS, Ecological and Socioeconomic Functions of Tropical Lowland Rainforest Transformation Systems (Sumatra, Indonesien) – Ökologische und sozioökonomische Funktionen tropischer Tieflandregenwald-Transformationssysteme (Sumatra, Indonesien)

Georg-August-Universität Göttingen

Johann-Friedrich-Blumenbach Institut für Zoologie und Anthropologie, Fakultät für Biologie und Psychologie

Abstract: Structural transformation of agriculture typically involves a gradual increase of mean farm sizes and a reallocation of labor from agriculture to other sectors. Such structural transformation is often fostered through innovations in agriculture and newly emerging opportunities in manufacturing and services. Here, we use panel data from farm households in Indonesia to test and support the hypothesis that the recent oil palm boom contributes to structural transformation. Oil palm is capital-intensive but requires much less labor per hectare than traditional crops. Farmers who adopted oil palm increase their cropping area, meaning that some of the labor saved per hectare is used for expanding the farm. Average farm sizes increased in recent years. In addition, we observe a positive association between oil palm adoption and off-farm income, suggesting that some of the labor saved per hectare is also reallocated to non-agricultural activities. Oil palm adoption significantly increases the likelihood of households pursuing own non-farm businesses. However, oil palm adoption does not increase the likelihood of being employed in manufacturing or services, which is probably due to the limited non-farm labor demand in the local setting. Equitable and sustainable agricultural transformation requires new lucrative non-agricultural employment opportunities in rural areas.

Keywords: Cross-country dataset, lower-middle income countries, risk preferences, smallholder farmers, time preferences

Oil Palm and Structural Transformation of Agriculture in Indonesia

Daniel Chrisendo, Hermanto Siregar, Matin Qaim

EFForTS Discussion Paper Series No. 33

October 2020



This publication was funded by the Deutsche Forschungsgemeinschaft (DFG, German Research Foundation) – project number 192626868 – in the framework of the collaborative German-Indonesian research project CRC 990 (SFB): “EFForTS, Ecological and Socioeconomic Functions of Tropical Lowland Rainforest Transformation Systems (Sumatra, Indonesia)”

<https://www.uni-goettingen.de/de/about+us/413417.html>

SFB 990, University of Goettingen
Untere Karspüle 2, D-37073 Goettingen, Germany

ISSN: 2197-6244

Managing editors:

at the University of Goettingen, Germany:

Prof. Dr. Heiko Faust, Faculty of Geoscience and Geography, Division of Human Geography (Email: hfaust@gwdg.de)

Dr. Jana Juhrbandt, Environmental and Resource Economics, Department for Agricultural Economics and Rural Development (Email: jjuhrba@gwdg.de)

at the University of Jambi, Indonesia:

Prof. Dr. Zulkifli Alamsyah, Faculty of Agriculture, Dept. of Agricultural Economics

(Email: zalamsyah@unja.ac.id)

Oil Palm and Structural Transformation of Agriculture in Indonesia

Daniel Chrisendo ^{a,*}, Hermanto Siregar ^b, Matin Qaim ^a

^a Department of Agricultural Economics and Rural Development, University of Goettingen, 37073 Goettingen, Germany.

^b Faculty of Economics and Management, Bogor Agricultural University (IPB), Bogor, 16680, Indonesia.

* Corresponding author, email: daniel-naek.chrisendo@agr.uni-goettingen.de, tel: +49 551 3923 347

Abstract

Structural transformation of agriculture typically involves a gradual increase of mean farm sizes and a reallocation of labor from agriculture to other sectors. Such structural transformation is often fostered through innovations in agriculture and newly emerging opportunities in manufacturing and services. Here, we use panel data from farm households in Indonesia to test and support the hypothesis that the recent oil palm boom contributes to structural transformation. Oil palm is capital-intensive but requires much less labor per hectare than traditional crops. Farmers who adopted oil palm increase their cropping area, meaning that some of the labor saved per hectare is used for expanding the farm. Average farm sizes increased in recent years. In addition, we observe a positive association between oil palm adoption and off-farm income, suggesting that some of the labor saved per hectare is also reallocated to non-agricultural activities. Oil palm adoption significantly increases the likelihood of households pursuing own non-farm businesses. However, oil palm adoption does not increase the likelihood of being employed in manufacturing or services, which is probably due to the limited non-farm labor demand in the local setting. Equitable and sustainable agricultural transformation requires new lucrative non-agricultural employment opportunities in rural areas.

Keywords: oil palm, structural transformation, farm size, off-farm employment, rural development

JEL classifications: O13, O14, Q12, Q15, R14

Acknowledgements: This study was funded by the Deutsche Forschungsgemeinschaft (DFG, German Research Foundation) – grant number 192626868 – in the framework of the collaborative German-Indonesian research project CRC 990. The first author was additionally supported through a stipend from the Indonesia Endowment Fund for Education (LPDP).

Oil Palm and Structural Transformation of Agriculture in Indonesia

1. Introduction

The structural transformation of agriculture, or of economies more broadly, typically involves productivity growth in farming, an increase in mean farm sizes, and a gradual shift of agricultural labor to other sectors, including manufacturing and services (Bokusheva and Kimura, 2016; Barrett, Christian and Shiferaw, 2017; Jayne, Chamberlin and Benfica, 2018). During this structural transformation process, the share of labor working in agriculture and agriculture's relative contribution to the total economy decline, whereas the share of the manufacturing and service industries increases (Duarte and Restuccia, 2010; Herrendorf, Rogerson and Valentinyi, 2014). Productivity-enhancing and labor-saving innovations in agriculture are often important factors contributing to structural transformation (Pingali, 2007; Alvarez-Cuadrado and Poschke, 2011; Bustos, Caprettini and Ponticelli, 2016). Labor that is saved in agriculture is reallocated to jobs in other sectors, which are often more productive (Berger and Frey, 2016).

All countries with significant economic growth over longer periods of time have seen such a structural transformation (Berger and Frey, 2016; Bokusheva and Kimura, 2016). This is also true in Indonesia, where agriculture's contribution to total gross domestic product declined from 24% in 1998 to 13% in 2018, while the share of agricultural employment in total employment decreased from 45% to 31% during the same period (World Bank, 2020). One of the major agricultural crops and export commodities in Indonesia is palm oil, which has gained significant importance in terms of area cultivated and total production during the last 20 years (Qaim et al., 2020). Indonesia is now the world's largest palm oil producer and exporter. The objective of this article is to analyze whether the oil palm boom has contributed

to structural transformation in Indonesian agriculture with rising farm sizes and a growing role of rural off-farm employment.

The massive recent expansion of oil palm in Indonesia has various types of effects, with both negative and positive sustainability outcomes. As some of the oil palm plantations were established on land previously covered with tropical rainforest, the crop's expansion is associated with deforestation, biodiversity loss, and climate change (Obidzinski et al., 2012; Vijay et al., 2016). Spatial overlaps of land concessions for palm oil companies and local community lands have also contributed to social conflicts in some situations (Abram et al., 2017). However, more than 40% of the total oil palm land in Indonesia is not cultivated by large palm oil companies but by small- and medium-sized family farms (Euler et al., 2016). Several studies show that smallholder farmers benefit from oil palm cultivation in terms of higher household living standards, as oil palm is more profitable than traditional crops such as rice or rubber (Euler et al., 2017; Krishna et al., 2017a; Kubitza et al., 2018). Oil palm is also a labor-saving innovation in the sense that it requires much less labor per hectare than most traditional crops (Feintrenie, Chong and Levang, 2010; Chrisendo et al., 2020).

The labor-saving nature of oil palm may contribute to increasing farm sizes and a growing role of off-farm employment over time, but such effects on structural change have hardly been analyzed up till now. Based on country-level statistics, agriculture in Indonesia is still dominated by very small farms without a visible trend towards consolidation (Winoto and Siregar 2008; FAO, 2018). However, country-level statistics may mask certain trends that occur in regional oil palm hotspots. Euler et al. (2016) and Krishna et al. (2017a) used cross-sectional survey data from Jambi Province, Sumatra, where the expansion of oil palm was particularly strong during the last 20 years, to show that farms cultivating oil palm are somewhat larger than farms cultivating traditional crops. Yet, with cross-sectional data it is hardly possible to establish whether the adoption of oil palm actually contributed to

increasing farm sizes. Chrisendo et al. (2020) also used data from Jambi showing that a switch from traditional crops to oil palm reduces the labor intensity per hectare of land, but the labor reallocation to other economic activities was not analyzed in more detail.

Here, we contribute to the existing literature by using panel data collected in three survey rounds from farm households in Jambi Province to analyze the effects of oil palm adoption on developments in terms of farm size and household participation in various off-farm activities. Based on a simple conceptual framework we develop concrete research hypotheses, which are then tested empirically with descriptive statistics and econometric models. Panel data models with household fixed effects help to reduce issues of endogeneity.

2. Oil palm cultivation in Jambi

Oil palm and rubber are nowadays the two main crops cultivated in Jambi Province (Qaim et al., 2020). Rubber has been cultivated in Jambi since the early-twentieth century. Initially, rubber was primarily grown in traditional agroforestry systems by local people at small scale. Rubber as a cash crop complemented the cultivation of rice as the main food crop. Since the mid-twentieth century, traditional agroforestry systems declined in importance and were increasingly replaced by rubber monoculture plantations (Feintrenie and Levang, 2009). The importance of local food crop cultivation also declined, as farmers could make higher incomes with growing rubber and purchasing food in the market imported from other regions of Indonesia.

Oil palm was sporadically grown in Jambi since the 1960s, but was promoted more strongly since the 1980s (Gatto, Wollni and Qaim, 2015). The Indonesian government's transmigration programs played an important role in promoting oil palm cultivation among smallholder farmers. In the transmigration programs of the 1980s and 1990s, households from Java and

other densely populated islands were resettled to less-developed islands such as Sumatra, where they were supported in the cultivation of cash crops, especially oil palm (Zen, Barlow and Gondowarsito, 2006; Feintrenie et al., 2010; Bazzi et al., 2016). The transmigrant households started their farming business with the 2-3 hectares of land allocated to them; initially they were poorer than typical autochthonous households in Jambi that had been involved in commercial rubber cultivation for long (Gatto et al., 2017).

To support the transmigrant families in the cultivation of oil palm, the government initiated the so-called Nucleus Estate and Smallholder (NES) schemes (Larson, 1996). These schemes were linked to large public or private companies that managed their own oil palm plantations and additionally procured produce from contracted smallholders. Under these contracts, the transmigrants received subsidized credits and technical support for plantation establishment. In addition, the government supported the development and upgrading of infrastructure in newly-created transmigrant communities. While most of the smallholders in the NES schemes were transmigrants, a few autochthonous farmers also participated (Zen et al., 2006; McCarthy, Gillespie and Zen 2012). But in general, autochthonous households in Jambi benefited less from the government support and started to adopt oil palm significantly later than transmigrant households (Euler et al., 2016; Gatto et al., 2017).

From the early-2000s onward, the NES schemes and related contractual arrangements between palm oil companies and smallholder farmers lost in importance. While oil palm adoption rates in Jambi continue to rise, most smallholders now establish their plantations independently and supply the palm oil mills without a contractual arrangement (Qaim et al., 2020). This requires access to capital, so that poorer households without access to credit are less able to adopt oil palm and benefit from this profitable crop (Euler et al., 2016; McCarthy et al., 2012; McCarthy and Zen, 2016). While oil palm has helped to lift many households in rural Jambi out of poverty, it also has the potential to contribute to rising inequality under the

given institutional conditions (Obidzinski et al., 2012; Abram et al., 2017; Bou Dib, Alamsyah and Qaim 2018a).

Besides access to capital, access to land is also an important factor for establishing new oil palm plantations. Until recently, most of the new oil palm plantations in Jambi were established on forest land, bush land, or fallow areas, but with – with increasing land scarcity – rubber plantations are also increasingly converted to oil palm land. While rubber continues to be an important crop, the area under rubber in Jambi declined by more than 50,000 hectares between 2011 and 2018 (Indonesian Bureau of Statistics, 2019). The gradual switch from rubber to oil palm is further fueled by low rubber prices (IMF, 2020). Low crude oil prices have increased the competitiveness of synthetic rubber, thus further reducing the demand for natural rubber (Ramli et al., 2019). Farmers unable to establish their own oil palm plantations sometimes sell some of their land to other farmers. Krishna et al. (2017b) showed that the frequency of land-market transactions in Jambi has increased recently.

3. Conceptual framework

3.1 Labor savings and labor reallocation

We want to analyze whether the adoption of oil palm contributes to structural transformation of Indonesian agriculture by looking at relevant mechanisms at the micro level. In comparison to traditional crops, the adoption of oil palm can be considered a labor-saving innovation (Figure 1). Using survey data from Jambi, Chrisendo et al. (2020) showed that farmers who adopted oil palm use significantly less labor time per hectare than non-adopting farmers. In principle, the labor time saved per hectare of land can be used in different ways, either by expanding the farm size and cultivating additional hectares, or by pursuing off-farm activities.

Both options can lead to further household income increases on top of the profit gains per hectare of land (Krishna et al., 2017a).

Which of the labor reallocation strategies an oil palm adopting household pursues will depend on the individual opportunities in the local setting. Expanding the farm size depends on access to additional land, which can be obtained through land market transactions, by converting previous fallow land, or through direct forest encroachment (Krishna et al., 2017b). If additional land is not available or accessible, the labor saved per hectare will rather be reallocated to off-farm economic activities. Employment in manufacturing or the services sector is often more lucrative than agricultural work, but presupposes that related jobs are available and accessible in the local context. This also depends on educational levels (Kubitza and Gehrke, 2018). Other options are self-employment in own non-agricultural businesses or out-migration of family members to pursue more lucrative jobs in urban centers (Kreager, 2006; de Brauw, Mueller and Lee, 2014). Obviously, the conditions can change over longer periods of time. For instance, oil palm adopters who benefit economically may invest more into the education of their children in order to improve access to lucrative non-farm jobs in the next generation (Foster and Rosenzweig, 1996).

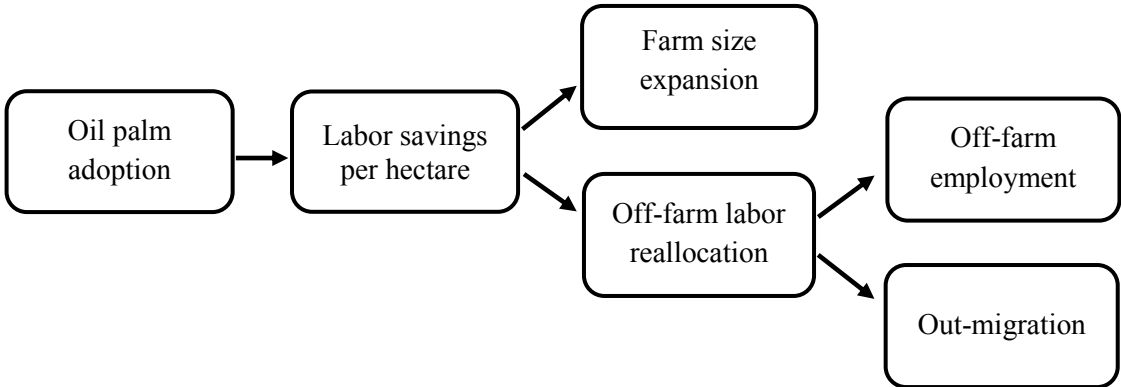


Figure 1. Oil palm adoption and structural transformation (possible mechanisms)

We will use our panel data from farm households in Jambi Province to analyze these mechanisms, except for out-migration due to data limitations. Of course, we do not expect that all changes observed in farm sizes or off-farm employment are only driven by oil palm adoption. Many other economic and social reasons may also play a role (Li, 2009; Thiede and Gray, 2017; Quetulio-Navarra, Frunt and Niehof, 2018) and have to be controlled for in the econometric analysis to the extent possible.

3.2 Research hypotheses

The first hypothesis that we want to test is that oil palm cultivation contributes to farm size expansion. We test this hypothesis by analyzing average farm sizes over time for the whole sample of farm households and also separately for oil palm adopters and non-adopters. In addition to the descriptive analysis, we run regression models of the following type:

$$FS_{it} = \alpha_1 + \beta_1 OP_{it} + \gamma_1 Z_{it} + \delta_1 T_t + \varepsilon_{it} \quad (1)$$

where FS_{it} is the farm size measured in terms of hectares of land cultivated by farm household i in year t . OP_{it} is a dummy variable that captures whether or not household i was involved in own oil palm cultivation in year t , and Z_{it} is a vector of control variables, which may include time-variant and time-invariant factors. We also include time fixed effects, T_t , to control for general trends. Finally, ε_{it} is a random error term. We are particularly interested in the coefficient estimate β_1 ; a positive and significant estimate would support the first hypothesis that oil palm cultivation contributes to farm size expansion.

Our second hypothesis is that oil palm cultivation increases the households' involvement in off-farm employment. Again, we start the analysis with descriptive statistics by comparing off-farm employment participation between oil palm adopting and non-adopting households. In addition, we run regression models of the following type:

$$OFE_{it} = \alpha_2 + \beta_2 OP_{it} + \gamma_2 Z_{it} + \delta_2 T_t + \varepsilon_{it} \quad (2)$$

where OFE_{it} denotes participation in off-farm employment activities of household i in year t . The other variables are as defined above. A positive and significant estimate for β_2 would support our second hypothesis that oil palm cultivation increases participation in off-farm employment.

Off-farm employment of farm households is a very broad concept that can include low-paying agricultural work on farms or plantations owned by others, more lucrative jobs in different non-agricultural sectors, or self-employment in own non-farm businesses, such as transport, trading, and handicrafts. We estimate separate models for different types of off-farm activities and expect positive effects of oil palm cultivation especially for the potentially more lucrative ones.

The models in equations (1) and (2) include a time dimension and can be estimated with a random effects (RE) panel estimator. The RE estimator leads to efficient estimates as it exploits the data variation within and between households. However, RE estimates may be biased when there is unobserved heterogeneity. In fact, unobserved heterogeneity is likely, because oil palm adoption, our main explanatory variable of interest, is not distributed randomly but is likely determined by various other factors, which can easily lead to correlation with the error term. To reduce endogeneity bias, we also use a fixed effects (FE) panel estimator, which only relies on the data variation within households over time, such that any unobserved factors that do not vary over time cancel out (Wooldridge, 2002). While we estimate and show both RE and FE models, we rely on the FE estimates for interpretations, as these are more reliable.

4. Data and definition of key variables

4.1 Household panel survey

We conducted a survey of farm households in Jambi Province, Sumatra Island, Indonesia, in three rounds; in 2012, 2015, and 2018. Jambi is one of the hotspots of the recent oil palm boom in Indonesia. Farm households to be included were selected through a multi-stage sampling procedure. Five regencies in Jambi, which cover the largest part of the Province's lowland areas, were chosen purposively, namely Muaro Jambi, Batanghari, Sarolangun, Tebo, and Bungo. In each regency, we randomly selected four districts. In each district, we randomly selected two villages, resulting in a total of 40 villages. In addition, five villages were chosen purposively, in order to better align with some ongoing natural science research activities (Drescher et al., 2016; Grass et al., 2020). Depending on village size, 6-24 farm households were randomly selected in each of the 45 villages. In the regression models, we control for the non-randomly selected villages. Otherwise, the sample is representative of farm households in the lowland areas of Jambi Province (Euler et al., 2017).ⁱ

Details of the number of farms included in the sample are shown in Table 1. In the first survey round in 2012, we sampled a total of 684 farm households, of which 35% had adopted oil palm, while the others had not. In 2015 and 2018, we revisited the same households for the second and third survey rounds. Oil palm adoption rates increased to 46% in 2018. Some sample attrition occurred over time, but the attrition rates remained relatively small; 6% in 2015 and 4.5% in 2018. Attrition households were replaced by randomly sampling additional households in the same villages.

In all three survey rounds, face-to-face interviews were conducted with the household head using carefully designed and pre-tested structured questionnaires. The interviews were conducted in Bahasa Indonesia by a team of local enumerators who were selected, trained, and supervised by the researchers. The survey questions covered detailed information about general farm and household characteristics, agricultural and non-agricultural economic activities, and household consumption to measure living standards. In addition to information for the three survey years, we also included a few recall questions on land use in previous years, ranging back to the 1990s. Of course, answers to these longer-term recall questions may not be very precise and should be interpreted with some caution. For the regression models, we only use data from the three survey years (2012, 2015, and 2018), but for the descriptive analysis of farm size developments, the longer-term historical data can provide interesting additional insights.

Table 1. Number of farm households included in the panel survey

	2012	2015	2018	Total
Total number of farm households	684	687	689	2,060
Oil palm adopters	240	249	318	807
Non-adopters	444	438	371	1,253

4.2 Measuring farm size

The first key outcome variable of our study is farm size. We measure farm size in terms of the number of hectares cultivated by the farm household in a particular year. The number of hectares cultivated may differ from the number of hectares owned, but land owned can be a somewhat ambiguous concept in the local setting, where many farmers do not have formal land titles and forest encroachment is common to obtain additional land for cultivation (Krishna et al., 2017b). For the regression models, we use the number of hectares cultivated in a particular year by an individual farm household as dependent variable. For the descriptive analysis, we look at average farm size developments in our sample over time.

We use three different measures of average farm size, namely the sample mean, the median, and the hectare-weighted median, which is also called the sample mid-point. The mean and the median are commonly used indicators in analyses of farm size structures (Eastwood, Lipton and Newell, 2010; Lowder, Skoet and Raney, 2016). They are particularly useful when the number of farms is distributed symmetrically across different farm sizes. However, when the farm-size distribution is skewed, using the mean or the median can create a downward bias in average farm size estimates (Lund and Price, 1998). Structural transformation is often characterized by the presence of numerous small farms, which operate small fractions of the total land and have low shares in total production, and a much smaller number of large farms, which cultivate much of the total land and produce much of the total agricultural output (Adamopoulos and Restuccia, 2014; Jayne et al., 2016).

The mid-point indicator can be used to overcome some of the limitations of the mean and the median in capturing the degree of land-use concentration (MacDonald, Korb and Hoppe, 2013). For n distinct ordered farm sizes x_1, x_2, \dots, x_n with positive weights w_1, w_2, \dots, w_n such that $\sum_{i=1}^n w_i = 1$, the weighted median, or the mid-point, is the farm size x_k satisfying:

$$\sum_{i=1}^{k-1} w_i \leq \frac{1}{2} \text{ and } \sum_{i=k+1}^n w_i \leq \frac{1}{2} \quad (3)$$

In other words, the mid-point corresponds to a farm size that separates farmers into two parts, where 50% of the total farm area is operated by farms that are smaller and 50% by farms that are larger than the mid-point (Bokusheva and Kimura, 2016).

4.3 Measuring off-farm employment

The second key outcome variable in our analysis is participation in off-farm employment. We measure whether or not a household or any of its members is involved in off-farm economic

activities through different dummy variables. As quite different off-farm employment activities are possible, we differentiate between employed activities and self-employment in own non-farm businesses, such as transport, trade, and handicrafts. For employed activities, we further differentiate between sectors, including jobs in (i) agriculture and forestry, (ii) manufacturing, construction, and mining, and (iii) services, including transport, health, education, and government offices.

We include both formal and informal jobs, recognizing that some informal short-term employment may possibly not be perfectly recorded in the survey data (Schneider, 2014). The separation of employment by sector is an attempt to capture potential differences in returns to skill (Herrendorf, Rogerson and Valentinyi, 2014). We expect that off-farm employment in agriculture and forestry is the least lucrative option, whereas employment in non-agricultural sectors and self-employment in own businesses are activities with relatively higher payoffs. While this may not be perfectly true in all cases, this is a common general assumption made in the literature (Duarte and Restuccia, 2010; Berger and Frey, 2016).

5. Results and discussion

5.1 Oil palm and farm size

Descriptive analysis

We now want to test the first hypothesis, namely that oil palm cultivation contributes to farm size expansion. Figure 2 shows the development of the average size of farms in our sample from Jambi between 1998 and 2018, measured in terms of the sample mean, median, and mid-point. All three indicators show that the average farm size increased over time. The median farm size increased by 50%, from about 2 ha in 1998 to 3 ha in 2018. The mean farm size is larger and increased from 3.7 ha to 4.8 ha during the same period. The mid-point is still larger

and increased from 5 ha in 1998 to 8 ha in 2018, with an accelerated increase during the last ten years.

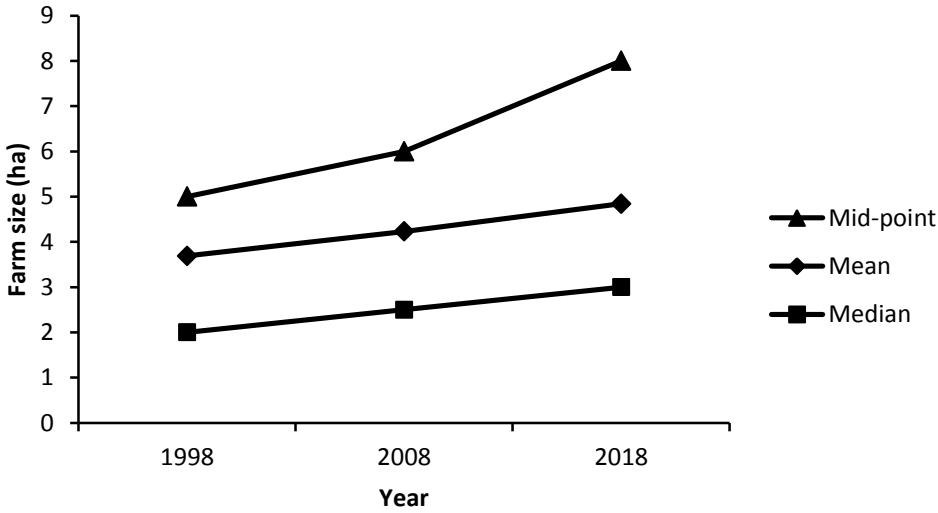


Figure 2. Development of average farm size in Jambi (1998-2018)

The notable difference between the sample mid-point and the mean is due to the fact that the distribution of farms across farm size categories is not symmetrical. As Figure A1 in the Appendix shows, in 1998 farms with less than 4 ha of land accounted for 70% of all the farms. While this share declined over time, even in 2018 more than 60% of all farms still had a size of less than 4 ha. The share of large farms with more than 12 ha of land is low, but it doubled from 4% in 1998 to 8% in 2018. These farms above 12 ha now account for almost 40% of the total land cultivated by farm households in Jambi. Hence, there seems to be a profound structural transformation, which is not fully reflected by the development of mean farm sizes.

Further insights can be gained when analyzing the development of farm size distributions and land inequality with the Gini index. Based on our sample data, the Gini index for land was 0.46 in 1998 and increased to 0.52 in 2018. The rising inequality in the land distribution indicates a certain trend towards polarization of the farm structures. While larger farms are

further increasing their scale of operation, many of the small-scale farmers continue to produce rather than leaving the sector. This is possible because forest and fallow land was still available in Jambi over the last 20 years, meaning that some farms could grow even without other farms exiting the sector. Figure A2 in the Appendix shows that the total land cultivated by sample farms increased significantly between 1998 and 2018. Only since 2012, the total area cultivated did not grow further, mainly because some of the rubber plantations were cut and partly converted to oil palm.ⁱⁱ

The analysis so far suggests that there is an ongoing structural transformation of agriculture in Jambi, but it is not yet clear to what extent this transformation is linked to oil palm cultivation. As mentioned, oil palm adoption rates in our sample increased over time. By 2018, 46% of the farm households were cultivating oil palm. Figure 3 shows the development of average farm sizes in terms of sample mid-points, separately for oil palm adopters and non-adopters. For non-adopters, who are primarily cultivating rubber, the average farm size slightly increased between 1998 and 2008, but remained more or less stagnant since then. In contrast, for oil palm adopters we see a much more rapid and continuous increase in average farm sizes over time. This is a clear indication that oil palm cultivation contributes to farm size expansion, as hypothesized.

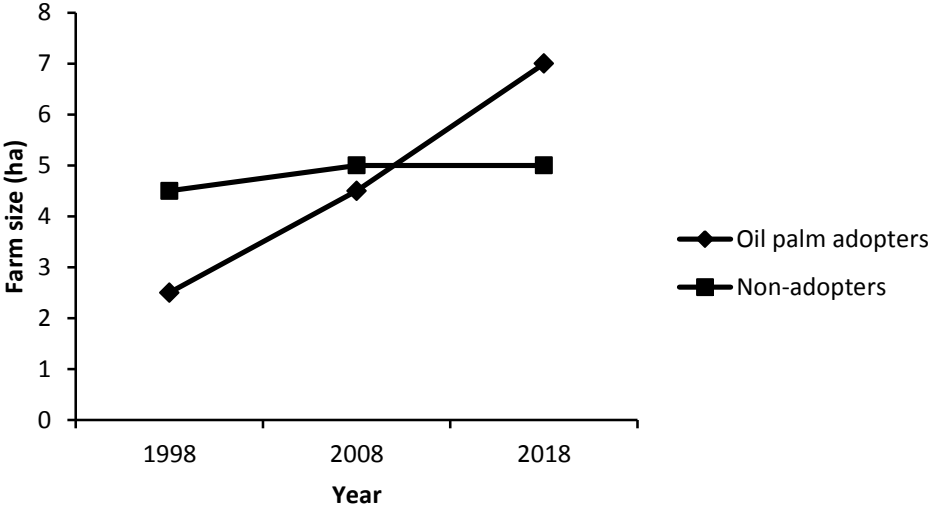


Figure 3. Development of mid-point farm sizes in Jambi for oil palm adopters and non-adopters (1998-2018)

Econometric analysis

We now analyze the role of oil palm cultivation for farm size expansion more formally, by regressing farm size on oil palm adoption and other control variables and exploiting the panel structure of our data, as explained above in equation (1). We express farm size in logarithmic terms for a better empirical fit. Hence, the coefficient estimates can be interpreted in percentage terms. The estimation results are shown in Table 2. We run three models to better understand how the use of different estimators affects the results. The results in column (1) of Table 2 are based on a simple OLS estimator. They suggest that oil palm adoption is positively associated with farm size. Many of the control variables are also significantly associated with farm size, as one would expect. Similar results are also observed in column (2), based on a RE estimator that better accounts for the panel structure of the data.

However, as discussed above, the RE estimator may still lead to biased estimates if oil palm adoption is correlated with the error term. Such correlation is likely in our case, so the FE estimator is more reliable. FE results are shown in column (3) of Table 2.ⁱⁱⁱ They confirm the positive and significant association between oil palm adoption and farm size, which we can now cautiously interpret in a causal way. After controlling for other relevant factors, oil palm adoption leads to an average increase in farm size by almost 30%. This is plausible and supports our first hypothesis. As oil palm requires less labor per hectare than relevant alternative crops, oil palm adopters can increase their farm size and cultivate more land. Farm size expansion would not be an easy option in settings where land availability is limited. However, as discussed, in Jambi many farms could access additional land without major

constraints. As the results in Table 2 also show, access to credit is another factor that facilitates farm size expansion. Especially the early adopters of oil palm often have better access to credit than the non-adopters, as the higher profits from cultivating oil palm have contributed to capital and asset accumulation over time.

Table 2. Determinants of farm size (panel data regression models)

Variable	(1) OLS	(2) RE	(3) FE
Oil palm adoption (dummy)	0.402*** (0.030)	0.339*** (0.027)	0.294*** (0.031)
Government land titles (dummy)	0.091** (0.039)	0.007 (0.024)	-0.014 (0.025)
Age of household head (years)	0.012*** (0.001)	0.006*** (0.001)	0.003 (0.002)
Education of household head (years)	0.027*** (0.004)	0.009** (0.004)	-0.003 (0.005)
Female-headed household (dummy)	-0.191*** (0.059)	-0.041 (0.042)	-0.003 (0.046)
Household size	0.018* (0.009)	0.014** (0.007)	0.013* (0.007)
Migrant household (dummy)	-0.116*** (0.030)	-0.089* (0.046)	
Access to credit (dummy)	0.091*** (0.032)	0.053*** (0.019)	0.043** (0.019)
Non-random village (dummy)	0.341*** (0.043)	0.299*** (0.066)	
Survey round 2015 (dummy)	-0.033 (0.035)	-0.015 (0.015)	-0.007 (0.016)
Survey round 2018 (dummy)	-0.187*** (0.044)	-0.084*** (0.023)	-0.045* (0.024)
Constant	0.469*** (0.093)	0.933*** (0.086)	1.209*** (0.095)
Number of observations	2,060	2,060	2,060

Notes: Farm size as the dependent variable is measured in hectares and expressed in logarithmic terms. Coefficient estimates of panel data models are shown with standard errors in parentheses. *, **, *** significant at the 10%, 5%, and 1% level, respectively.

5.2 Oil palm and off-farm employment

Descriptive analysis

We now turn to our second hypothesis, namely that oil palm cultivation increases the households' involvement in off-farm employment. Table 3 shows descriptive statistics for oil palm adopters and non-adopters in our sample. Oil palm adopters enjoy significantly higher living standards than non-adopters, as can be seen from the comparison of household

consumption expenditures. Previous research showed that oil palm adoption contributes to gains in household living standards in a causal way (Euler et al., 2017; Krishna et al., 2017a). As can also be seen in Table 3, oil palm farmers spend a much lower amount of time per hectare of farm land than non-adopters. Some of the labor saved per hectare is spent on cultivating additional land, as was shown above. But are oil palm adopters also reallocating saved labor time to off-farm activities? The significant differences in annual off-farm income between adopters and non-adopters suggest that they do (Figure 4). But the rates of participation in different off-farm activities show a somewhat mixed picture.

Table 3. Household characteristics of oil palm adopters and non-adopters

Variables	Oil palm adopters	Non-adopters
Household consumption expenditures (million IDR/AE/year)	15.260*** (12.212)	11.432 (8.140)
Labor time spent on-farm (hours/ha/year)	278.313*** (449.138)	1143.799 (1749.826)
Household off-farm income (million IDR/AE/year)	7.932*** (16.487)	5.124 (10.910)
Participation in off-farm activities (dummy)	0.669 (0.471)	0.667 (0.471)
Employed activities (dummy)	0.494** (0.500)	0.545 (0.498)
Agriculture/forestry (dummy)	0.198** (0.399)	0.238 (0.426)
Manufacturing/construction/mining (dummy)	0.123 (0.328)	0.140 (0.347)
Services (dummy)	0.173 (0.379)	0.168 (0.374)
Self-employed business activities (dummy)	0.291*** (0.455)	0.211 (0.408)
Number of observations	807	1,253

Notes: Mean values are shown with standard deviations in parentheses. Observations from all three survey rounds were pooled. Monetary values were deflated using the consumer price index for Indonesia to allow comparison across survey rounds. In 2012, 1 US\$ was equivalent to IDR 9,670. AE, adult equivalent. Mean differences between adopters and non-adopters were tested for statistical significance. **, *** significant at the 5% and 1% level, respectively.

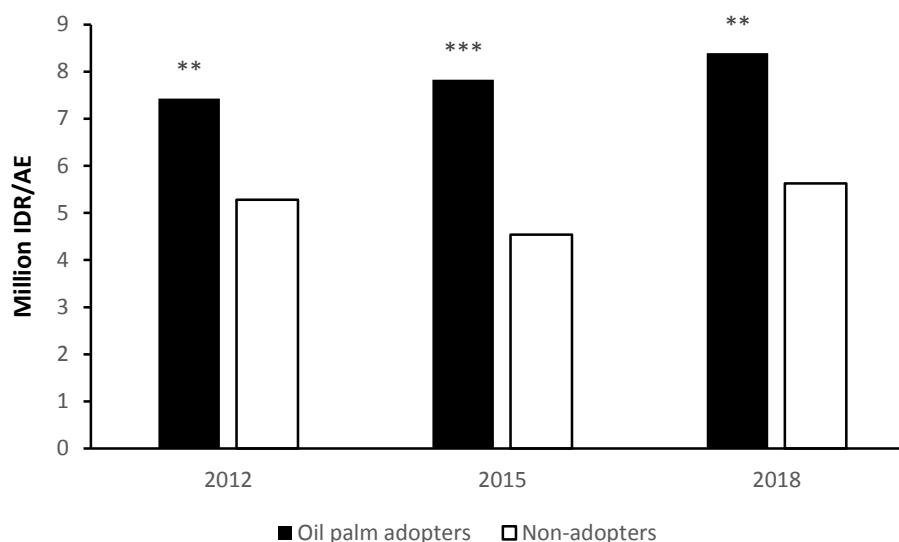


Figure 4. Annual off-farm income of oil palm adopters and non-adopters (2012-2018)

Notes: AE, adult equivalent. **, *** difference is statistically significant at the 5% and 1% level, respectively.

Participation rates in all off-farm activities combined do not differ between oil palm adopters and non-adopters (Table 3). For employed activities, the rates are even somewhat lower among the oil palm adopters, which is driven by their lower participation in agricultural off-farm jobs. This is unsurprising, as agricultural employment is often not particularly lucrative and more common among poor and unskilled workers (Martinez et al., 2014; Bou Dib et al., 2018b). Participation in manufacturing and services jobs does not differ significantly between oil palm adopters and non-adopters. However, oil palm adopters participate significantly more in self-employed business activities. Starting and running an own non-farm business does not only require time, but also access to capital. Hence, due to the labor savings in farming and the profit gains oil palm adopters are in a better position to get involved in self-employed activities.

Econometric analysis

We now run regression models to test our second hypothesis more formally. Table 4 shows results of linear probability models with household participation in different off-farm activities as the dependent variable, as explained in equation (2). For brevity, we only show FE specifications, as these are more reliable than RE models (RE results are shown in Table A1 in the Appendix). Oil palm adoption does not seem to significantly affect household participation in any of the employed off-farm activities. However, it significantly increases participation in self-employed activities, including businesses in transport, trading, and handicrafts, among others. The estimates in Table 4 imply that – after controlling for other factors – oil palm adoption increases the likelihood of pursuing self-employed business activities by 17.5 percentage points.^{iv} Hence, our second hypothesis is confirmed for some off-farm activities, but not for others.

Table 4. Determinants of participation in off-farm activities (FE panel data models)

Variables	Employed activities			
	Agriculture	Manufacturing	Services	Self-employed
Oil palm adoption (dummy)	-0.046 (0.041)	0.009 (0.037)	0.028 (0.037)	0.175*** (0.040)
Farm size (land cultivated in ha)	-0.002 (0.004)	-0.003 (0.003)	0.002 (0.003)	-3.183e-4 (0.003)
Female-headed household (dummy)	0.025 (0.061)	0.166*** (0.055)	0.002 (0.055)	-0.102* (0.059)
Household size	0.022** (0.009)	0.019** (0.008)	0.040*** (0.008)	0.024*** (0.009)
Age of household head (years)	0.001 (0.002)	0.003 (0.002)	-2.551e-4 (0.002)	0.002 (0.002)
Education of household head (years)	0.015** (0.006)	0.005 (0.006)	-0.002 (0.006)	0.003 (0.006)
Access to credit (dummy)	0.045* (0.026)	-0.015 (0.023)	-0.008 (0.024)	0.087*** (0.025)
Distance to market (km)	0.001 (0.002)	0.002 (0.002)	0.001 (0.002)	-0.002 (0.002)
Survey round 2015 (dummy)	0.008 (0.021)	0.083*** (0.019)	0.010 (0.019)	0.063*** (0.020)
Survey round 2018 (dummy)	0.003 (0.024)	-0.048** (0.022)	0.133*** (0.022)	0.034 (0.023)
Constant	-0.037 (0.129)	-0.123 (0.116)	-0.038 (0.117)	-0.075 (0.125)
R-squared	0.012	0.052	0.062	0.048

Number of observations	2,060	2,060	2,060	2,060
------------------------	-------	-------	-------	-------

Notes: Coefficient estimates of linear probability models with fixed effects are shown with standard errors in parentheses. *, **, *** significant at the 10%, 5%, and 1% level, respectively.

That we see no significant effect of oil palm adoption on employed off-farm activities may surprise, given that oil palm requires considerably less labor per hectare of land. Possibly, our off-farm participation dummies are not sufficiently sensitive, as they do not capture the actual time that household members spent in off-farm activities. Unfortunately, we do not have more detailed time allocation data for off-farm activities, which is a clear drawback. However, there is also a plausible reason why no effect on employed off-farm activities is observed, namely the lack of lucrative non-agricultural employment opportunities in the local setting. While Jambi City, the Province’s Capital, is a vibrant place with many employment opportunities in manufacturing and services, it takes too long to reach the City for a daily commute from most of the Province’s rural areas. In the rural areas themselves and in smaller towns nearby, the job opportunities are much more limited.

The limited employment opportunities in rural areas of Jambi have several implications that do not bode well for sustainable development. First, without lucrative non-agricultural employment options, marginal farms will continue to produce rather than exiting the sector. Second, oil palm adopters have a higher incentive for increasing their farm size in order to use the saved labor time productively. At least in the past, farm size expansion was often associated with additional deforestation and concomitant negative effects for biodiversity and climate change. Third, farmers with sufficient capital endowments can resort to self-employed business activities, but this option is much less accessible for poor and credit-constrained households. Improving off-farm employment options could therefore help to avoid rising inequality and environmental problems.

6. Conclusion

With economic growth and development, countries typically experience a structural transformation where the agricultural sector shrinks in relative importance while the manufacturing and service sectors grow. Two important characteristics of this transformation within the agricultural sector are the expansion of average farm sizes and the reallocation of agricultural labor to other sectors. This process is often supported by the adoption of productivity-increasing and labor-saving agricultural innovations. In this article, we analyzed to what extent the adoption and cultivation of oil palm contributes to structural transformation in Indonesia. Indonesia has seen a rapid expansion of oil palm cultivation in recent decades. The country is now the biggest palm oil producer and exporter worldwide. The crop is partly grown on large company plantations, but over 40% of the oil palm area in Indonesia is also managed by small- and medium-sized family farms. We focused on these family farms to examine the effects of oil palm cultivation on farm size developments and participation in off-farm employment activities.

Our panel data from Jambi Province show that oil palm adoption and cultivation contribute to gains in household living standards and labor savings per hectare of land. Oil palm requires much less labor per hectare than alternative crops such as rubber. Our first research hypothesis was that oil palm cultivation increases average farm sizes over time, because some of the labor saved per hectare would be used to cultivate additional land. This hypothesis was confirmed. Average farm sizes increased significantly over the last 20 years, and especially so among the oil palm adopters. Panel data models with household fixed effects suggest that oil palm adoption increased farm sizes by 30% on average, after controlling for other factors that may also influence the scale of operation.

Our second research hypothesis was that oil palm cultivation increases farm households' participation in off-farm employment, assuming that some of the labor saved would also be reallocated to non-agricultural activities. This hypothesis was confirmed only partly. Oil palm adopters have significantly higher off-farm incomes than non-adopters. However, when looking at participation rates in different types of off-farm activities we only find significant effects of oil palm adoption on self-employment in small family-run businesses, but not on external employment in manufacturing or services. The reason is probably that insufficient non-agricultural employment opportunities exist in the local rural setting.

Overall, we conclude that oil palm contributes to structural transformation of agriculture in Indonesia. Yet more policy attention may be needed to guide related developments in terms of sustainability and equity. The limited non-agricultural employment opportunities in rural areas may prevent marginal farms from exiting the sector. Moreover, oil palm farmers with limited options to reallocate their time to lucrative off-farm employment have a strong incentive for increasing their farm size instead. Especially when these farmers cannot purchase or rent land from exiting farms, they may further encroach forests with negative environmental effects. Self-employed business activities are an option for better-off households with sufficient capital, but are much less accessible for poor and credit-constrained households. Hence improving off-farm employment opportunities and credit options may be useful policies to avoid undesirable sustainability outcomes.

References

Abram, N. K., Meijaard, E., Wilson, K. A., Davis, J. T., Wells, J. A., Ancrenaz, M., ...

Mengersen, K. (2017). Oil palm–community conflict mapping in Indonesia: A case for better community liaison in planning for development initiatives. *Applied Geography*,

78, 33–44. <https://doi.org/10.1016/j.apgeog.2016.10.005>

Adamopoulos, T., & Restuccia, D. (2014). The size distribution of farms and international productivity differences. *American Economic Review*, *104*(6), 1667–1697.

<https://doi.org/10.1257/aer.104.6.1667>

Alvarez-Cuadrado, F., & Poschke, M. (2011). Structural change out of agriculture: Labor push versus labor pull. *American Economic Journal: Macroeconomics*, *3*(3), 127–158.

<https://doi.org/10.1257/mac.3.3.127>

Barrett, C. B., Christian, P., & Shiferaw, B. A. (2017). The structural transformation of African agriculture and rural spaces: Introduction to a special section. *Agricultural Economics*, *48*(S1), 5-19. <https://doi.org/10.1111/agec.12382>

Bazzi, S., Gaduh, A., Rothenberg, A. D., & Wong, M. (2016). Skill transferability, migration, and development: Evidence from population resettlement in Indonesia. *American Economic Review*, *106*(9), 2658–2698. <https://doi.org/10.1257/aer.20141781>

Berger, T., & Frey C, B. (2016). Structural transformation in the OECD. Digitalisation, deindustrialisation and the future of work. *OECD Social, Employment and Migration Working Papers 193(OECD Publishing)*,1–53.

Bokusheva, R., & Kimura, S. (2016). Cross-country comparison of farm size distribution. *OECD Food, Agriculture and Fisheries Papers 94*. OECD: Paris.

Bou Dib, J., Alamsyah, Z., & Qaim, M. (2018a). Land-use change and income inequality in rural Indonesia. *Forest Policy and Economics*, *94*, 55–66.

<https://doi.org/10.1016/j.forpol.2018.06.010>

Bou Dib, J., Krishna, V. V., Alamsyah, Z., & Qaim, M. (2018b). Land-use change and livelihoods of non-farm households: The role of income from employment in oil palm

- and rubber in rural Indonesia. *Land Use Policy*, 76, 828–838.
<https://doi.org/10.1016/j.landusepol.2018.03.020>
- Bustos, P., Caprettini, B., & Ponticelli, J. (2016). Agricultural productivity and structural transformation: Evidence from Brazil. *American Economic Review*, 106, 1320–1365.
<https://doi.org/10.1257/aer.20131061>
- Chrisendo, D., Krishna, V. V., Siregar, H., & Qaim, M. (2020). Land-use change, nutrition, and gender roles in Indonesian farm households. *Forest Policy and Economics*, 118, 102245. <https://doi.org/10.1016/j.forpol.2020.102245>.
- de Brauw, A., Mueller, V., & Lee, H. L. (2014). The role of rural-urban migration in the structural transformation of Sub-Saharan Africa. *World Development*, 63, 33–42.
<http://doi.org/10.1016/j.worlddev.2013.10.013>
- Drescher, J., Rembold, K., Allen, K., Beckschäfer, P., Buchori, D., Clough, Y., ... Scheu, S. (2016). Ecological and socio-economic functions across tropical land use systems after rainforest conversion. *Philosophical Transactions of the Royal Society B: Biological Sciences*, 371, 1694. <https://doi.org/10.1098/rstb.2015.0275>
- Duarte, M., & Restuccia, D. (2010). The role of the structural transformation in aggregate productivity. *Quarterly Journal of Economics*, 125, 129–173.
- Eastwood, R., Lipton, M., & Newell, A. (2010). Farm size. *Handbook of Agricultural Economics*, 4, 3323–3397. [http://doi.org/10.1016/S1574-0072\(09\)04065-1](http://doi.org/10.1016/S1574-0072(09)04065-1)
- Euler, M., Krishna, V., Schwarze, S., Siregar, H., & Qaim, M. (2017). Oil palm adoption, household welfare, and nutrition among smallholder farmers in Indonesia. *World Development* 93, 219–235. <http://doi.org/10.1016/j.worlddev.2016.12.019>
- Euler, M., Schwarze, S., Siregar, H., & Qaim, M. (2016). Oil palm expansion among

- smallholder farmers in Sumatra, Indonesia. *Journal of Agricultural Economics*, 67, 658–676. <https://doi.org/10.1111/1477-9552.12163>
- FAO. (2018). *Small Family Farms: Country Fact Sheet Indonesia*. FAO: Rome.
- Feintrenie, L., Chong, W. K., & Levang, P. (2010). Why do farmers prefer oil palm? Lessons learnt from Bungo District, Indonesia. *Small-scale Forestry*, 9(3), 379–396. <https://doi.org/10.1007/s11842-010-9122-2>
- Feintrenie, L., & Levang, P. (2009). Sumatra's rubber agroforests: Advent, rise and fall of a sustainable cropping system. *Small-scale Forestry*, 8(3), 323–335. <https://doi.org/10.1007/s11842-009-9086-2>
- Foster, A. D., & Rosenzweig, M. R. (1996). Technical change and human-capital returns and investments: Evidence from the green revolution. *American Economic Review*, 86, 931–953.
- Gatto, M., Wollni, M., Asnawi, R., & Qaim, M. (2017). Oil palm boom, contract farming, and rural economic development: Village-level evidence from Indonesia. *World Development*, 95, 127–140. <http://doi.org/10.1016/j.worlddev.2017.02.013>
- Gatto, M., Wollni, M., & Qaim, M. (2015). Oil palm boom and land-use dynamics in Indonesia: The role of policies and socioeconomic factors. *Land Use Policy*, 46, 292–303. <http://doi.org/10.1016/j.landusepol.2015.03.001>
- Grass, I., Kubitzka, C., Krishna, V. V., Corre, M. D., Mußhoff, O., Pütz, P., ... M. Wollni. (2020). Trade-offs between multifunctionality and profit in tropical smallholder landscapes. *Nature Communications*, 11, 1186. <https://doi.org/10.1038/s41467-020-15013-5>
- Herrendorf, B., Rogerson, R., & Valentinyi, Á. (2014). Growth and structural transformation.

Handbook of Economic Growth, 2, 855-941. <http://doi.org/10.1016/B978-0-444-53540-5.00006-9>

IMF. (2020). Primary commodity price. <https://data.imf.org/?sk=471DDDF8-D8A7-499A-81BA-5B332C01F8B9> [Accessed January 28, 2020].

Indonesian Bureau of Statistics. (2019). Luas tanaman perkebunan menurut propinsi dan jenis tanaman, Indonesia. <https://www.bps.go.id/dynamictable/2015/09/04/838/luas-tanaman-perkebunan-menurut-propinsi-dan-jenis-tanaman-indonesia-000-ha-2011-2018-.html> [Accessed September 5, 2019].

Jayne, T. S., Chamberlin, J., & Benfica, R. (2018). Africa's unfolding economic transformation. *Journal of Development Studies*, 54, 777-787.
<https://doi.org/10.1080/00220388.2018.1430774>

Jayne, T. S., Chamberlin, J., Traub, L., Sitko, N., Muyanga, M., Yeboah, F. K., ... Kachule, R. (2016). Africa's changing farm size distribution patterns: the rise of medium-scale farms. *Agricultural Economics*, 47, 197–214. <https://doi.org/10.1111/agec.12308>

Kreager, P. (2006). Migration, social structure and old-age support networks: A comparison of three Indonesian communities. *Ageing and Society*, 26(1), 37–60.
<https://doi.org/10.1017/S0144686X05004411>

Krishna, V., Euler, M., Siregar, H., & Qaim, M. (2017a). Differential livelihood impacts of oil palm expansion in Indonesia. *Agricultural Economics*, 48(5), 639–653.
<https://doi.org/10.1111/agec.12363>

Krishna, V., Kubitzka, C., Pascual, U., & Qaim, M. (2017b). Land markets, property rights, and deforestation: Insights from Indonesia. *World Development*, 99, 335–349.
<http://doi.org/10.1016/j.worlddev.2017.05.018>

- Kubitza, C., Krishna, V. V., Alamsyah, Z., & Qaim, M. (2018). The economics behind an ecological crisis: livelihood effects of oil palm expansion in Sumatra, Indonesia. *Human Ecology*, 46, 107-116. <https://doi.org/10.1007/s10745-017-9965-7>
- Kubitza, C., & Gehrke, E. (2018). Why does a labor-saving technology decrease fertility rates? Evidence from the oil palm boom in Indonesia. *EFForTS Discussion Paper Series*, 22. <http://hdl.handle.net/10419/179250>
- Larson, D.F. (1996). Indonesia's palm oil subsector. Policy Research Working Paper, 1654. <http://documents.worldbank.org/curated/en/824561468751147284/pdf/multi-page.pdf>
- Li, T. M. (2009). Exit from agriculture: A step forward or a step backward for the rural poor? *Journal of Peasant Studies*, 36(3), 629–636. <https://doi.org/10.1080/03066150903142998>
- Lowder, S.K., Scoet, J., & Raney, T. (2016). The number, size, and distribution of farms, smallholder farms, and family farms worldwide. *World Development*, 87, 16–29. <http://doi.org/10.1016/j.worlddev.2015.10.041>
- Lund, P., & Price, R. (1998). The measurement of average farm size. *Journal of Agricultural Economics*, 49(1), 100–110. <https://doi.org/10.1111/j.1477-9552.1998.tb01254.x>
- MacDonald, J. M., Korb, P., & Hoppe, R. A. (2013). *Farm size and the organization of U.S. crop farming*. USDA: Washington, D. C.
- Martinez, A., Western, M., Haynes, M., Tomaszewski, W., & Macarayan, E. (2014). Multiple job holding and income mobility in Indonesia. *Research in Social Stratification and Mobility*, 37, 91–104. <http://doi.org/10.1016/j.rssm.2013.09.008>
- McCarthy, J.F., Gillespie, P., & Zen, Z. (2012). Swimming upstream: Local Indonesian production networks in 'globalized' palm oil production. *World Development*, 40(3),

555–569. <http://doi.org/10.1016/j.worlddev.2011.07.012>

- McCarthy, J.F., & Zen, Z. (2016). Agribusiness, agrarian change, and the fate of oil palm smallholders in Jambi. In R. Cramb and J. F. McCarthy, eds. *The oil palm complex smallholders, agribusiness and the state in Indonesia and Malaysia*. Singapore: NUS Press, pp. 109–154.
- Obidzinski, K., Andriani, R., Komarudin, H., & Andrianto, A. (2012). Environmental and social impacts of oil palm plantations and their implications for biofuel production in Indonesia. *Ecology and Society*, 17(1), 25. <http://doi.org/10.5751/ES-04775-170125>
- Pingali, P. (2007). Agricultural mechanization: Adoption patterns and economic impact. *Handbook of Agricultural Economics*, 3(06), 2779–2805.
- Qaim, M., Sibhatu, K. T., Siregar, H., & Grass, I. (2020). Environmental, economic, and social consequences of the oil palm boom. *Annual Review of Resource Economics*, 12. <https://doi.org/10.1146/annurev-resource-110119-024922>
- Quetulio-Navarra, M., Frunt, E., & Niehof, A. (2018). The role of social capital and institutions in food security and wellbeing of children under five for resettled households in Central Java, Indonesia. In A. Niehof, H. N. Gartaula, and M. Quetulio-Navarra, eds. *Diversity and change in food wellbeing*. Wageningen: Wageningen Academic Publishers, pp. 115–136.
- Ramli, N., Md Noor, A. H. S., Sarmidi, T., Said, F. F., & Azam, A. H. M. (2019). Modelling the volatility of rubber prices in ASEAN-3. *International Journal of Business and Society*, 20(1), 1–18.
- Schneider, F. (2014). Work in the shadow: Micro and macro results. *International Economic Journal*, 28(3), 365–379. <https://doi.org/10.1080/10168737.2014.936924>

- Sze, J. S., Jefferson, & Lee, J. S. H. (2019). Evaluating the social and environmental factors behind the 2015 extreme fire event in Sumatra, Indonesia. *Environmental Research Letters*, *14*(1).
- Thiede, B. C., & Gray, C. L. (2017). Heterogeneous climate effects on human migration in Indonesia. *Population and Environment*, *39*(2), 147–172.
<https://doi.org/10.1007/s11111-016-0265-8>
- Vijay, V., Pimm, S. L., Jenkins, C. N., & Smith, S. J. (2016). The impacts of oil palm on recent deforestation and biodiversity. *PLoS ONE*, *11*(7), 1–19.
<https://doi.org/10.1371/journal.pone.0159668>
- Winoto, J., & Siregar, H. (2008). Agricultural development in Indonesia: Current problems, issues, and policies. *Analisis Kebijakan Pertanian*, *6*(1), 11–36.
- Wooldridge, J. M. (2002). *Econometric analysis of cross section and panel data*. MIT Press: Cambridge, MA.
- World Bank. 2020. Agriculture, forestry, and fishing, value added (% of GDP) - Indonesia.
<https://data.worldbank.org/indicator/NV.AGR.TOTL.ZS?locations=ID> [Accessed January 9, 2020].
- Zen, Z., Barlow, C., & Gondowarsito, R. (2006). Oil palm in Indonesian socio-economic improvement: a review of options. *Oil Palm Industry Economic Journal*, *6*(1), 1–25.

Appendix

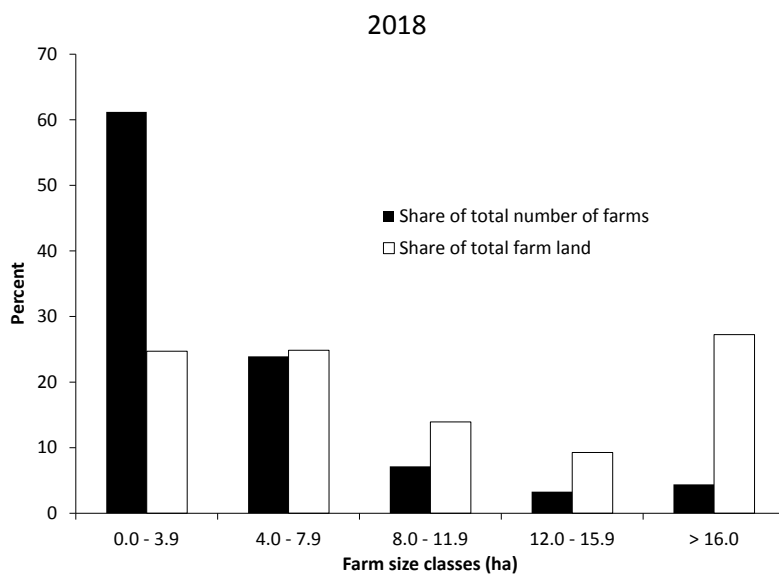
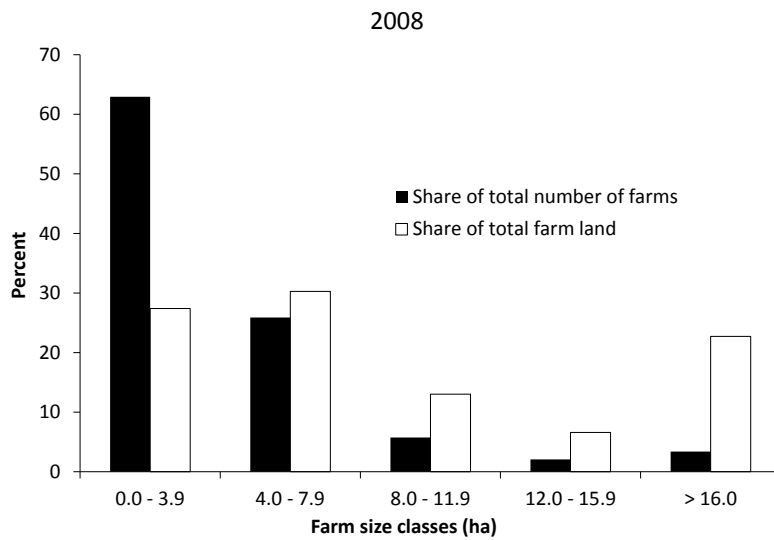
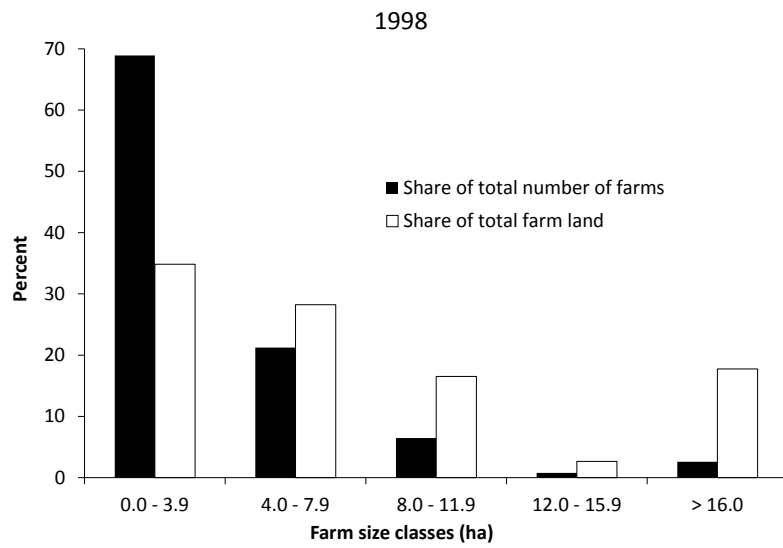


Figure A1. Distribution of number of farms and of total farm land in Jambi (1998-2018)

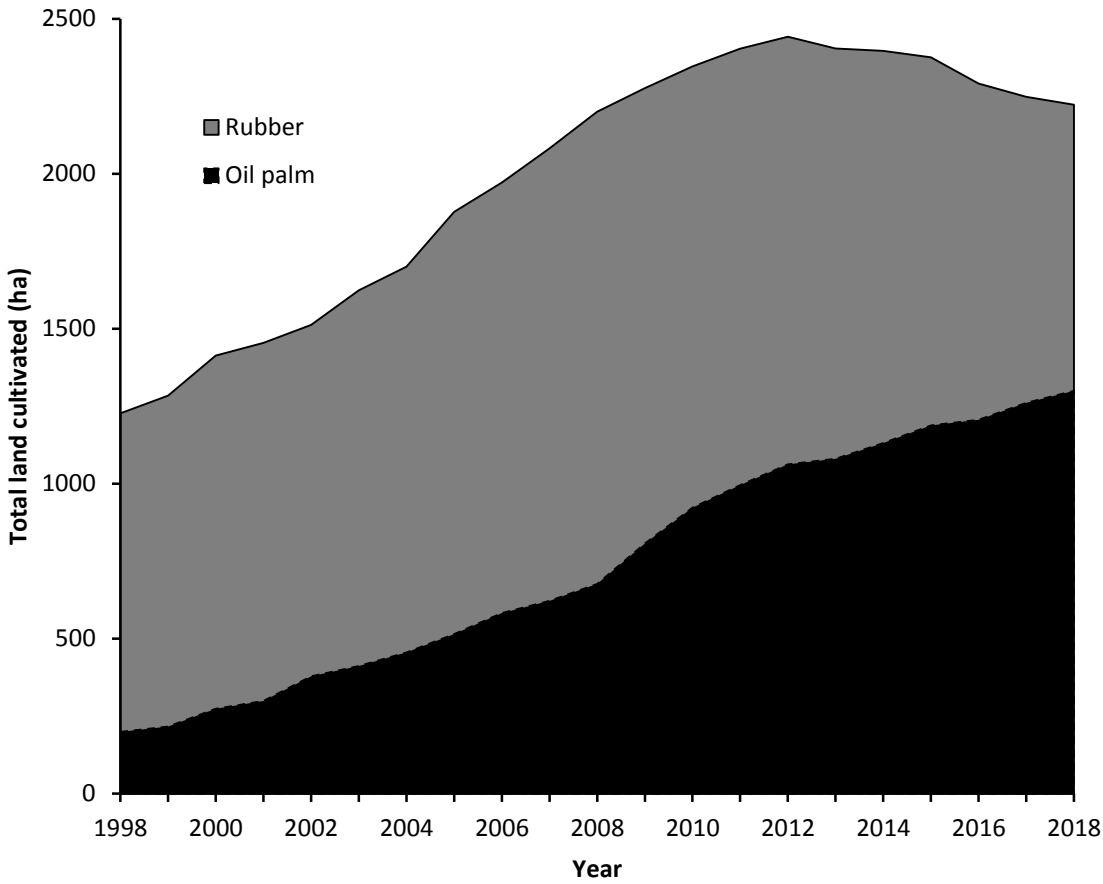


Figure A2. Development of total land cultivated by sample farms (1998-2018)

Table A1. Determinants of participation in off-farm activities (RE panel data models)

Variables	Employed activities			
	Agriculture	Manufacturing	Services	Self-employed
Oil palm adoption (dummy)	-0.029 (0.021)	0.005 (0.016)	0.003 (0.019)	0.067*** (0.023)
Farm size (land cultivated in ha)	-0.006*** (0.001)	-0.002* (0.001)	-0.002 (0.001)	0.004*** (0.002)
Female-headed household (dummy)	-0.016 (0.040)	0.076** (0.031)	0.075** (0.035)	-0.048 (0.041)
Household size	0.028*** (0.006)	0.017*** (0.005)	0.035*** (0.005)	0.019*** (0.006)
Age of household head (years)	-0.005*** (0.001)	-0.002** (0.001)	0.003*** (0.001)	-0.000 (0.001)
Education of household head (years)	-0.011*** (0.003)	0.002 (0.002)	0.022*** (0.003)	0.002 (0.003)
Migrant household (dummy)	0.038* (0.022)	-0.004 (0.016)	-0.014 (0.019)	-0.050** (0.024)
Access to credit (dummy)	0.016 (0.020)	-0.009 (0.017)	0.003 (0.018)	0.114*** (0.021)
Non-random village (dummy)	0.041 (0.032)	-0.051** (0.023)	0.029 (0.027)	0.022 (0.035)
Distance to market (km)	3.231e-4 (0.002)	0.002 (0.001)	0.003** (0.001)	-0.001 (0.002)
Survey round 2015 (dummy)	0.024 (0.020)	0.091*** (0.018)	0.012 (0.018)	0.058*** (0.019)
Survey round 2018 (dummy)	0.039* (0.021)	-0.024 (0.018)	0.126*** (0.019)	0.042** (0.020)
Constant	0.422*** (0.066)	0.101** (0.051)	-0.328*** (0.058)	0.077 (0.070)
Number of observations	2,060	2,060	2,060	2,060

Notes: Coefficient estimates of linear probability models are shown with standard errors in parentheses. *, **, *** significant at the 10%, 5%, and 1% level, respectively.

ⁱ Note that we did not survey large company plantations, as these do not belong to local farm households. Large company plantations account for around 60% of the total oil palm area in Indonesia. Our sample is representative of local farm households, but not of all agricultural production in Jambi Province.

ⁱⁱ Some of the decline in the total land cultivated by sample farms since 2015 is due to heavy forest fires, which also affected crop plantations in some parts of Jambi. While forest fires occur regularly, the extent of the fires was particularly severe in the second half of 2015 (Sze, Jefferson and Lee, 2019). We do not expect a longer-term declining trend of the total farm land cultivated in Jambi.

ⁱⁱⁱ Note that time-invariant variables, such as household migration background or village fixed effects, cancel out in FE estimation.

^{iv} In the models in Table 4, we control for farm size (land cultivated). As farm size is influenced by oil palm adoption, we ran the same models also without controlling for farm size as a robustness check. The effect of oil palm adoption on participation in off-farm activities remains very similar; insignificant for employed activities and a significant point estimate of 0.175 for self-employed activities.