

Huebener, Mathias; Waights, Sevrin; Spiess, C. Katharina; Siegel, Nico A.; Wagner, Gert G.

**Working Paper**

## Parental Well-Being in Times of COVID-19 in Germany

IZA Discussion Papers, No. 13556

**Provided in Cooperation with:**

IZA – Institute of Labor Economics

*Suggested Citation:* Huebener, Mathias; Waights, Sevrin; Spiess, C. Katharina; Siegel, Nico A.; Wagner, Gert G. (2020) : Parental Well-Being in Times of COVID-19 in Germany, IZA Discussion Papers, No. 13556, Institute of Labor Economics (IZA), Bonn

This Version is available at:

<https://hdl.handle.net/10419/223998>

**Standard-Nutzungsbedingungen:**

Die Dokumente auf EconStor dürfen zu eigenen wissenschaftlichen Zwecken und zum Privatgebrauch gespeichert und kopiert werden.

Sie dürfen die Dokumente nicht für öffentliche oder kommerzielle Zwecke vervielfältigen, öffentlich ausstellen, öffentlich zugänglich machen, vertreiben oder anderweitig nutzen.

Sofern die Verfasser die Dokumente unter Open-Content-Lizenzen (insbesondere CC-Lizenzen) zur Verfügung gestellt haben sollten, gelten abweichend von diesen Nutzungsbedingungen die in der dort genannten Lizenz gewährten Nutzungsrechte.

**Terms of use:**

*Documents in EconStor may be saved and copied for your personal and scholarly purposes.*

*You are not to copy documents for public or commercial purposes, to exhibit the documents publicly, to make them publicly available on the internet, or to distribute or otherwise use the documents in public.*

*If the documents have been made available under an Open Content Licence (especially Creative Commons Licences), you may exercise further usage rights as specified in the indicated licence.*

DISCUSSION PAPER SERIES

IZA DP No. 13556

**Parental Well-Being in Times of COVID-19  
in Germany**

Mathias Huebener  
Sevrin Waights  
C. Katharina Spiess  
Nico A. Siegel  
Gert G. Wagner

JULY 2020

## DISCUSSION PAPER SERIES

IZA DP No. 13556

# Parental Well-Being in Times of COVID-19 in Germany

**Mathias Huebener**

*DIW Berlin and IZA*

**Sevrin Waights**

*DIW Berlin and CEP, LSE*

**C. Katharina Spiess**

*DIW Berlin and Freie Universität Berlin*

**Nico A. Siegel**

*infratest dimap*

**Gert G. Wagner**

*MPI for Human Development, DIW Berlin  
and IZA*

JULY 2020

Any opinions expressed in this paper are those of the author(s) and not those of IZA. Research published in this series may include views on policy, but IZA takes no institutional policy positions. The IZA research network is committed to the IZA Guiding Principles of Research Integrity.

The IZA Institute of Labor Economics is an independent economic research institute that conducts research in labor economics and offers evidence-based policy advice on labor market issues. Supported by the Deutsche Post Foundation, IZA runs the world's largest network of economists, whose research aims to provide answers to the global labor market challenges of our time. Our key objective is to build bridges between academic research, policymakers and society.

IZA Discussion Papers often represent preliminary work and are circulated to encourage discussion. Citation of such a paper should account for its provisional character. A revised version may be available directly from the author.

ISSN: 2365-9793

IZA – Institute of Labor Economics

Schaumburg-Lippe-Straße 5–9  
53113 Bonn, Germany

Phone: +49-228-3894-0  
Email: [publications@iza.org](mailto:publications@iza.org)

[www.iza.org](http://www.iza.org)

## ABSTRACT

---

# Parental Well-Being in Times of COVID-19 in Germany\*

We examine the differential effects of Covid-19 and related restrictions on individuals with dependent children in Germany. We specifically focus on the role of school and day care center closures, which may be regarded as a “disruptive exogenous shock” to family life. We make use of a novel representative survey of parental well-being collected in May and June 2020 in Germany, when schools and day care centers were closed but while other measures had been relaxed and new infections were low. In our descriptive analysis, we compare well-being during this period with a pre-crisis period for different groups. In a difference-in-differences design, we compare the change for individuals with children to the change for individuals without children, accounting for unrelated trends as well as potential survey mode and context effects. We find that the crisis lowered the relative well-being of individuals with children, especially for individuals with young children, for women, and for persons with lower secondary schooling qualifications. Our results suggest that public policy measures taken to contain Covid-19 can have large effects on family well-being, with implications for child development and parental labor market outcomes.

**JEL Classification:** D1, H12, H75, I2

**Keywords:** well-being, COVID-19, Corona Virus, day care closures, school closures, COMPASS, SOEP

**Corresponding author:**

Sevrin Waights  
DIW Berlin  
Mohrenstr. 58  
10117 Berlin  
Germany  
E-mail: swaights@diw.de

---

\* We are grateful for valuable comments from Stefan Liebig, Alexandra Fedorets, and colleagues from DIW Berlin and infratest dimap. Remaining errors are our own. We declare that we have no conflict of interest. Louisianne Knierim and Phi Quang Ngu-yen provided excellent research assistance.

## **I Introduction**

Life has changed dramatically for individuals in many countries as a result of the spread of Covid-19 and the implementation of measures to control the pandemic. Such far-reaching crisis-induced policy regulation has rarely been seen in democratic nations since the end of World War II. Some of the restrictions, such as nationwide closures of schools and day care centers, have had particularly strong impacts on parents of dependent children. While closures of schools and day care centers have led many parents to spend more time with their children, the measures have also resulted in a fairly sudden breakdown of established routines for combining work life, family life, and other activities. The additional childcare responsibility has posed particular challenges to the work-life arrangements of dual-earner households and employed single parents. Many parents have cut their working hours (and, hence, family income) or have attempted the difficult task of combining working from home (if at all possible) with looking after children (e.g. Andrew et al., 2020, Del Boca et al., 2020). Other factors have also had a particular impact on families, including bans on social contact, shutdowns of economic activity, and fear of the pandemic. In general, how the crisis and its unique, manifold, impact on family settings have affected parents is subject to broad public and growing academic debate.

In this study we ask the question: How are parents of dependent children differentially affected by Covid-19 and related restrictions, particularly by school and day care center closures? Other studies focus on general declines in well-being as a result of the fear of the virus and negative economic impacts (Lu et al., 2020, Béland, Brodeur, Mikola, and Wright, 2020b, Fetzer et al., 2020a, Fetzer et al., 2020b) or loneliness as a consequence of physical distance during lockdown regimes (Armbruster and Klotzbücher, 2020, Brodeur et al., 2020, Brühlhart and Lalive, 2020, Knipe et al., 2020, Tubadji et al., 2020). However, very few studies look at the specific impact on parents or investigate the role of additional childcare responsibilities (two exceptions, discussed below, are Adams-Prassl et al., 2020b and Etheridge and Spantig, 2020). Parental well-being is an importance outcome, both in itself and as a predictor of other important outcomes. For example, parental stress and mental health problems are shown to adversely affect children in both Covid-19 and pre-Covid settings (Smith, 2004, Mensah and Kiernan, 2010, Spinelli et al., 2020, Griffith, 2020, UKE Hamburg 2020). Furthermore, studies show a relationship between mental distress and relationship dissolution or divorce (Frank and Gertler, 1991). Moreover, on a wider level, mental health problems can result in large costs to

public health services and to economic productivity (e.g. Oswald et al., 2015, Naylor et al., 2012, McDaid, 2011). As such, policymakers may wish to know the magnitude of impacts on parental well-being in order to decide on optimal lockdown policies and to direct remedial policy, such as mental health interventions during the pandemic and in its aftermath.

Our first contribution is an up-to-date analysis of a unique collection of data on parental well-being. We use a new data set to document the evolution of well-being during the Covid-19 pandemic for individuals with and without dependent children in the household in Germany. The COMPASS study conducted by “infratest dimap” is based on a representative sample of the German population eligible to vote in Germany and with an online access. For the relevant age-group, online access is near universal meaning that coverage problems are not an issue.<sup>1</sup> As such, it is one of the few representative surveys of well-being that exists for Germany.<sup>2</sup> Our main analysis is based on 14,781 observations of 8,977 individuals reporting on their well-being in May and June 2020. The data includes satisfaction in three areas that are important for the well-being of families, namely general life satisfaction, satisfaction with family life, and satisfaction with childcare. The data also includes detailed questions on whether individuals with dependent children in the household are affected by school and day care center closures, on the degree to which they feel restricted by public measures taken to contain Covid-19, and on the extent to which they work from home. To the best of our knowledge, the COMPASS study has more observations and more information on families than other special well-being surveys taken during the Covid-19 crisis.<sup>3</sup>

Our second contribution is a descriptive analysis of how well-being under Covid-19 compares with well-being in a pre-Covid-19 period for various subgroups. We make use of the COMPASS survey to describe wellbeing during Covid-19 and the German Socio-Economic Panel (SOEP) to describe well-being in the pre-Covid-19 period (2018). The SOEP is a representative survey of households that includes the same questions on well-being that are asked in the COMPASS study. The COMPASS life satisfaction questions are a one-to-one

---

<sup>1</sup> We further discuss the population with online access in the data section. We also show that our results are robust to excluding individuals without online access from the (pre-Covid-19) SOEP sample.

<sup>2</sup> Since April 2020, a special survey by the Socio-Economic Panel has also raised general life satisfaction and satisfaction with family life. First results of this survey are published in Liebig (2020) and Entringer and Kröger (2020). Moreover, the Federal Institute for Population Research (*Bundesinstitut für Bevölkerungsforschung*) conducted a study on the well-being of parents between 17 and 24 April 2020, i.e. mainly during the lockdown. The study is based on an online survey. See Bundesinstitut für Bevölkerungsforschung (2020) for details.

<sup>3</sup> For further details on data collection during Covid-19 in Germany, see, e.g., <https://www.ratswd.de/en/topics/corona-pandemic>. For another study using the COMPASS data, see Wagner, Kühne, and Siegel (2020).

replication of the SOEP's satisfaction inventory on general life satisfaction, satisfaction with family life, and satisfaction with childcare. As SOEP has covered questions on life satisfaction from its beginning in 1984 and offers a unique multi-cohort longitudinal data infrastructure, it is long used as a kind of anchor statistical data base for studies of subjective well-being (e.g. Headey et al., 2010, Clark et al., 2008). Motivated by a literature that predicts heterogeneous impacts of the crisis and differential reliance on public childcare by gender and socioeconomic class (e.g. Alon et al., 2020, Conti, 2020, Jessen et al., 2019), we examine how the change in well-being between the two surveys varies by age of the youngest child, by parental gender, and by parental education. We make these comparisons for our sample period when schools and day care centers were largely closed but when many other restrictions had already eased and new infection rates were pervasively low. As such, we assume the schools and day care center closures, or at least the restricted access to permanent schooling and day care, are a major factor in the differences of well-being, especially for families with young children. In support of this idea, we also investigate how the likelihood of perceiving the measures as being strict varies with age of youngest child, by parental gender, educational background of parents, and whether or not the parent reports being affected by closures.

Our third contribution is to supplement the descriptive analysis with estimates of the differential effect of the crisis on individuals with children using a difference-in-differences (DiD) design where individuals without children serve as a control group. Specifically, we compare changes in well-being between the pre-period and the Covid-19 period for individuals with children to changes over the same period for individuals without children. The comparison with an unaffected group accounts for changes in well-being that might be unrelated to the crisis, e.g. due to overall time trends or to the use of different survey methods, as well as the general shift in well-being due to the crisis (i.e. for reasons not particular to parents). The resulting DiD estimate captures changes in well-being resulting from factors that affect parents only, principally the closures of schools and day care centers. The validity of the DiD relies on a parallel trends assumption: that the well-being of individuals with children would have followed a similar path to the well-being of individuals without children in the absence of the crisis. We provide evidence on parallel trends in the pre-period.

Our descriptive analysis shows that the Covid-19 crisis and closures of school and day care centers are associated with lower satisfaction for individuals with children. All three measures of satisfaction, especially satisfaction with childcare, are at lower levels during the Covid-19 crisis between May and June 2020 than in 2018. The biggest declines are seen for parents,

particularly mothers, who report being affected by the closures. As we show, not only did the regulatory policy measures resulting in the kind of “lockdown policy regime” have a negative impact on satisfaction level, but vice versa, the incremental liberalization of policy measures had also the opposite effect: The gradual reopening of schools and day care centers coincides with an improvement in satisfaction for individuals with dependent children in absolute terms and relative to the average improvement.<sup>4</sup> Our DiD estimates find significant declines in satisfaction for individuals with children relative to individuals without dependent children. Our results are consistent with Etheridge and Spantig (2020), who finds reduced well-being during the pandemic that is greater for parents with childcare responsibilities in the UK. However, Adams-Prassl et al. (2020b) find that declines in well-being are not related to additional childcare responsibilities. The difference for the latter perhaps arises because they focus on a period characterized by a general stay-at-home order in the US whereas we look at a period when the lockdown is eased but schools and day care centers are still mostly closed. Ours is the only study we are aware of to examine impacts on several important dimensions of well-being by age of the children in the household.

Our findings contribute to a literature that documents the uneven impacts of the Covid-19 crisis by gender and socioeconomic groups across many dimensions. Studies from several countries find that women have larger declines in well-being than men during the crisis (Adams-Prassl et al., 2020b, Davillas and Jones, 2020, de Pedraza et al., 2020, Etheridge and Spantig, 2020). Looking at other outcomes, Del Boca et al. (2020) and Andrew et al. (2020) find that women bore the majority of the additional workload (childcare and housework) in Italy and the UK, Adams-Prassl et al. (2020a) find women are more likely to lose a job, and Beland, Brodeur, Haddad and Mikola et al. (2020) highlight increased domestic violence as an outcome of family stress. Furthermore, research suggests that children of lower educational backgrounds have worse learning conditions at home (Huebener and Schmitz, 2020) and will lose the most from school closures in terms of educational achievement (Eyles et al., 2020). Thus, our findings on parental well-being are consistent with the literature that finds the crisis affects women and those from lower educational backgrounds differentially.

---

<sup>4</sup> This “reversible causal chain” is by no means guaranteed, neither in light of policy research, where the “reversibility” assumption has for example been contested in the area of welfare state reforms (see Pierson, 1996, Siegel, 2002), nor in light of social psychological work e.g. on the asymmetric negativity bias of exogenous shocks on subjective well-being (Clark et al., 2008).



Our standardized estimates indicate that life satisfaction declines by between 0.16 and 0.26 standard deviations (depending on age of the youngest child) relative to individuals without children. Impacts on satisfaction with family life and on satisfaction with childcare are larger still. In comparison, Etheridge and Spantig (2020) find declines in well-being in the UK for individuals who have not lost their job to be 0.26 standard deviations for women and 0.13 for men, implying an average overall decline that falls within our range of estimates. Adams-Prassl et al. (2020b) find that stay-at-home orders result in declines in mental health of around 0.09 standard deviations in the US. Thus, our differential effect for families in Germany that is similar in size or larger to the total effect for all individuals in the US and the UK. This likely reflects the major reliance on publicly provided day care by families in Germany. Our effects also compare to estimates on the impact of provision of publicly funded childcare on maternal well-being. For example, Schmitz (2019) finds that the general life satisfaction of mothers increases by 0.30 standard deviations if their child attends day care due to increased provision. Yamauchi (2010), on the other hand, finds no increase in satisfaction with family life, but an increase in satisfaction with free time by 0.16 standard deviations when day care is made available. Beyond this evidence pointing out that supply side public policies strongly matter, our results are also consistent with evidence that mothers are happier when in employment (e.g. Berger, 2013).

Our results are robust to several sensitivity checks that significantly adjust our samples and definition of the outcome variables. We address concerns related to the online survey of the well-being measures during Covid-19 by focusing our comparisons to SOEP respondents who regularly use the internet, thus simulating the “constant population” design approach. To account for level shifts due to potential mode and context effects of surveys, we also standardize our outcomes by sample such that any general differences in means between surveys are removed. Third, we rule out that our results depend on the 2018 reference year by also considering SOEP 2017 as the reference point.

The study is structured as follows. Section II provides some institutional background on the economic and political situation during the Covid-19 pandemic, especially from April to June 2020; to frame the analysis, it also addresses parental labor markets and the structure of day care and schools. Section III describes the unique data and our empirical approach. Section IV reports our results and several robustness checks. We discuss the findings and conclude in Section V.

## II Institutional and Covid-19 policy background in Germany

To curb the spread of Covid-19 in Germany, almost all schools and day care centers were closed from March 16 onward (see Figure 1), with emergency childcare being available only to families in systemically relevant occupation. For most families, central care and educational opportunities for their children were no longer available. In April, the German National Academy of Sciences, Leopoldina, released a statement suggested that day care centers and schools should be kept closed until the summer holidays (Leopoldina, 2020). This statement was the focus on significant attention and was discussed controversially in the public.<sup>5</sup> At the same time, politicians advised against having grandparents provide childcare due to the increased health risk for older people and the great danger of infection with Covid-19. Since May, the scope of childcare offer by day care centers and schools in the various federal states has gradually expanded. However, a return to regular operations was not scheduled in most of the 16 federal states until after the summer holidays. Even then, important questions remain regarding how regular schooling and care will be organized under exceptional hygiene measures. The focus of our analysis is on the period covered by the months of May and June 2020, when schools and day care centers were still closed to most children, but by which point the shutdown of activity and restrictions on social contact often referred to as ‘lock-down’ (as of March 23) was largely relaxed. In May, about 79 percent of the respondents with children under six stated that they were affected by day care center closures, falling to 75 percent in June. The proportion of respondents affected by school closures was 89 percent in May and 83 percent in June.<sup>6</sup>

Day care and school closures are particularly constraining to family life because several policy measures since the turn of the century have promoted a substantial increase in maternal labor supply in Germany. These measures include the increased supply of publicly funded day care (e.g. Spiess and Wagner, 2003, Spiess, 2008, Bauernschuster and Schlotter, 2015, Müller and Wrohlich, 2020). Since 2000, enrolment has been almost universal for children aged three years and older. Below age three, the proportion of children in day care is at about 34.3 percent in 2019, with considerable variation across regions (Autorengruppe Bildungsberichterstattung,

---

<sup>5</sup> See, e.g., a commentary by 43 female scientists of April 15, 2020: Commentary on the ad hoc statement of the National Academy of Sciences Leopoldina “Coronavirus-Pandemie – Die Krise nachhaltig überwinden” vom 13.04.2020, <https://sync.academiccloud.de/index.php/s/MBO8UMvnCSwNOZe>.

<sup>6</sup> These numbers are based on responses by the interviewees that they are affected by school or day care center closures. Not affected were, e.g., families with a right to emergency care or families in which children do not yet attend a day care center.

2020). Moreover, the number of children aged three or older in full-time day has also increased: in 2019 about 52 percent of all children three years and over attended day care 35 hours per week or more (Autorengruppe Bildungsberichterstattung, 2020). Next to the expansions in the availability of care, several states also reduced or removed parental contributions to day care. Evidence suggests that day care cost reductions promote maternal employment (see e.g. Busse and Gathmann, 2019, Huebener, Pape, and Spiess, 2019 for fee reductions in Germany, and e.g. Baker, Gruber, and Milligan, 2008 for international evidence). For school aged children, a large federal policy initiative promoted the expansion of all-day schooling for primary school-aged children, also promoting maternal employment (e.g. Gambaro, Marcus, and Peter, 2018). In 2019, 50 percent of all children in primary schools either attend an all-day school program or attend an after-school care-club (*Hort*, Autorengruppe Bildungsberichterstattung, 2020). Based on these policy measures, maternal labor force participation in Germany rose faster than the European average (OECD, 2019). In 2015, around 63 percent of mothers whose youngest child was aged between three and five were part of the labor force; of these, 30 percent worked full-time. Paternal labor supply is consistently very high, with most fathers working full-time (see, e.g., Huebener et al., 2019).

### **III Data and methods**

#### *A. Data source 1: COMPASS survey data*

Our analysis is based on exclusively collected data from the COMPASS survey carried out by the private research institute “infratest dimap”.<sup>7</sup> The survey aims at closely tracking current developments in the German population during Covid-19, with a particular focus on agreements/disagreements with policy measures taken to contain Covid-19, and to measuring the extent to which restrictions affect individuals. For this purpose, between 250 and 350 persons have been surveyed each day since March 12. The survey records basic demographic characteristics, the household structure, the age of children in the household, general values and attitudes, as well as personal traits.

The COMPASS survey is carried out on the basis of a random sample, within an online access panel, the “Payback Panel”. This panel is recruited on the basis of membership in Payback,

---

<sup>7</sup> For details, see <https://www.infratest-dimap.de/umfragen-analysen/bundesweit/coronacompass/coronacompass/>.

Germany's largest consumer bonus program, consisting of approximately 25 million consumers, covering about every second German household. In contrast to many other access panels available for online research, participants in the Payback panel were recruited offline and were unable to self-recruit, limiting problems arising from self-selection. For the COMPASS survey, infratest dimap used more than 80,000 panelists to draw same-day samples with respect to age, gender, education, and federal state. In order to minimize sample distortions, the survey data were weighted in such a way that the composition of the samples in terms of gender, age, schooling, and region (East/West) corresponds to the composition of the Federal Statistical Office's Micro Census from 2018. The results claim to be representative, by weighting, for those eligible to vote in Germany with online access. Based on statistics of the German Federal Statistical Office from 2019, 90 percent of the German population uses the internet daily, and another 8 percent at least once a week. In the 16-44 age group, which is most relevant for the analysis of parental well-being of parents of young children, the proportion of daily users is over 98 percent (Destatis, 2020).

Our main analyses is based on 14,781 interviews conducted between May 1 and July 1, 2020, comprising 8,977 people, of whom 5,804 were interviewed twice.<sup>8</sup> We use satisfaction with life in general, satisfaction with family life, and with satisfaction with childcare as our main outcome variables. Respondents rate their own satisfaction in the various areas on an 11-point Likert scale ranging from 0 (not satisfied at all) to 10 (very satisfied; see Headey et al., 2010). Additionally, we use the information on whether respondents were affected by school and day care center closures and whether they were asked by their employer to work from home. We also evaluate whether respondents feel restricted in their everyday life by Covid-19 and related policy measures. We define 'individuals with dependent children' as those living in the same household as a child younger than 16 years. We define individuals without dependent children as those that do not live together with a child or where the youngest child in the household is 16 or older. For simplicity, in this paper we often refer to the former group as 'parents'.<sup>9</sup>

---

<sup>8</sup> This is the earliest date on which questions on satisfaction with family life and childcare were added to the COMPASS survey.

<sup>9</sup> Individuals living with a dependent child are not necessarily parents and could instead be guardians or simply adults co-habiting with children. Nevertheless, the majority of these individuals are the child's parents and the remainder are likely to play some role in the role in the child's upbringing. Similarly, individuals not living with a dependent child are not necessarily non-parents as they may have older children in the household or children who have moved out. However, they are likely to be relatively less affected in terms of childcare responsibility resulting from the closures of schools and day care centers.

## *B. Data source 2: German Socio-Economic Panel (SOEP)*

We support our main analysis with data from the German Socio-Economic Panel Study (SOEP, see Goebel et al., 2018). As of 2018, this annual representative household panel study interviews about 33,000 individuals in 11,000 households on a broad range of topics, including the same questions on general life satisfaction, satisfaction with family life, and satisfaction with childcare that are used in the COMPASS survey. The SOEP survey is typically conducted in face-to-face interviews. We use the most recent survey wave that is available for the scientific community, conducted in 2018 (SOEP v35), to characterize well-being in the population in the period preceding Covid-19.

Our SOEP sub-sample includes all persons aged 18 or older who are eligible to vote in Germany and who answered questions on life satisfaction, family life, and childcare in 2018. SOEP also includes very old people in the data set. For even better comparability, SOEP respondents over 70 years of age were excluded from the sample. Thus, the target population of the analyses is largely identical to that of the COMPASS dataset. The results were weighted with the individual weighting factor in order to be representative of the underlying population.

Table 1 presents descriptive statistics on both samples. The average age is 45.6 years in the SOEP, and 45.4 in the COMPASS data, with very similar age distributions across both datasets. The share of observations with upper secondary schooling is 38 percent in both datasets. The share of households with no children below age 16 is 0.77 and 0.74 in the SOEP and COMPASS data, respectively.

In order to make our SOEP-subsample as comparable as possible to the COMPASS sample, we could, in principle, restrict the SOEP sample to individuals stating in previous surveys that they use the internet regularly. We focus on the online population in a robustness check (Section VI). Although this information is only available for a subset of our sample, we reach the same conclusions. To maintain a larger number of observations, we do not apply this sample restriction to our main analysis.

## *C. Empirical strategy*

Our descriptive analysis is based on graphical illustrations of the satisfaction measures between the two surveys on average and for certain sample splits. We split the sample by the age of the youngest child, principally motivated by the differential impact of school and day care center closures on families with children of different ages or with no children under 16 years in the

household. We also present differences by parental gender and the level of secondary schooling. These splits are motivated by the literature that predicts uneven impacts of the Covid-19 crisis by gender and socioeconomic class (Alon et al., 2020, Benzeval et al., 2020, Conti, 2020, Dingel and Neiman, 2020, Jessen and Waights, 2020, Hupkau and Petrongolo, 2020) as well as evidence that day care centers improve the life satisfaction of mothers but not of fathers (Diener, Lucas, and Scollon, 2009, Schmitz, 2020, Stahl, Schober, and Spiess, 2017), and that enrolment rates in day care centers differ by family background in Germany (Jessen et al., 2019).<sup>10</sup> Our descriptive analysis also examines the likelihood of reporting that measures are ‘strict’ and the changes in well-being by whether or not individuals report being affected by closures.

Despite the survey questions relating to satisfaction being exactly identical, there is a limitation for a direct comparison in that the different survey modes that may themselves affect the reported well-being of individuals. COMPASS was conducted online, while the regular SOEP survey is typically conducted in personal interviews. The situational context (“normal interview settings” vs. exceptional Covid-19-setting, which reminds respondents in several questions that the current situation is insecure) could also affect the general level of reported satisfaction. While a direct comparison with the SOEP data from 2018 to the COMPASS data from 2020 gives some general idea of the two data sources, it should be noted that such comparisons may include both survey mode and external context effects. Thus, our discussion of the descriptive results concentrates more on the relative changes by sub-sample rather than absolute changes. By focusing on *relative* changes, we essentially look at changes in the *distributions within each sample* and avoid context effects that could shift the levels of the outcomes.

To address the difference in survey contexts more formally, we use a difference-in-differences (DiD) design. We pool the SOEP 2018 and COMPASS 2020 data to estimate the following OLS regression model:

$$Y_{it} = \alpha + \sum_a \beta_a (COVID_t * AGE_{ai}) + \gamma COVID_t + \sum_a \delta_a AGE_{ai} + \theta X_{it} + \varepsilon_{it} \quad (1)$$

where  $Y_{it}$  is satisfaction with life in general, with family life, or with childcare for individual  $i$  observed at time  $t$ ,  $COVID_t$  is an indicator that is equal to 1 if time period  $t$  belongs to the year 2020 during the Covid-19 pandemic (or, equivalently, if the observation comes from the

---

<sup>10</sup> Another motivation to examine such heterogeneity is evidence on pre-existing gaps in well-being, e.g. by socioeconomic class (Powdthavee, Lekfuangfu, and Wooden, 2015).

COMPASS rather than the SOEP data),  $AGE_{ai}$  indicates the age band,  $a$ , of the youngest child in individual  $i$ 's household: either 0-2 years, 3-5 years, 6-10 years, 11-15 years with an omitted category of no children under 16 years,  $X_{it}$  is a vector of individual control variables and  $\varepsilon_{it}$  is the error term. The controls included are federal state, age, and education of respondents, household size, and gender. Standard errors are clustered at the person-level, as some randomly chosen individuals are interviewed twice in the COMPASS survey.<sup>11</sup>

The coefficients of interest are the set of parameters,  $\beta_a$ , that capture the differential change in satisfaction under Covid-19 for parents of dependent children of certain ages. The constant  $\alpha$  captures mean satisfaction in the pre-period for the omitted group of individuals with no dependent children,  $\delta_a$  captures the differences in means in the pre-period for parents of dependent children of certain ages,  $\gamma$  captures the change in satisfaction under Covid-19 for the omitted group, and  $\theta$  are the estimates for the control variables. The parameter  $\gamma$  estimates the change under Covid-19 for individuals without dependent children, thus netting out the general well-being impacts of Covid-19 that may include impacts through fear of infections or the general impacts of lockdowns e.g. on loneliness. The parameter also nets out any trends in well-being for the general population as well as any potential context or survey impacts that are constant across individuals. This leaves the parameters,  $\beta_a$ , to estimate the differential change for parents of dependent children of certain ages. This captures the differential impact of Covid-19 on parents, which is our aim, but it could also capture differential unrelated trends or differential survey/context effects.

For this estimation to be a valid DiD of the differential impacts of Covid-19, we must assume parallel trends, that satisfaction for parents of dependent children and other individuals would follow the same path in the absence of Covid-19, i.e. that there are no omitted differential unrelated trends or differential survey/context effects. For the unrelated trends, we present evidence in the form of pre-trends by comparing the changes in well-being between the 2015 and 2018 waves of SOEP for parents of dependent children and other individuals (see Figure 10). We are unable to test explicitly for differential survey or context effects. However, we see no reason why there would be large differences in these effects for parents of dependent children, thus we argue that the pattern of results is much more consistent with differential impacts due to Covid-19 and related restrictions.

---

<sup>11</sup> For the SOEP data, we consider the survey from 2018 in which each respondent was interviewed once.

## IV Results

### A. *Changes in satisfaction under Covid-19*

Figure 2 plots the week-by-week evolution of general life satisfaction during Covid-19 for all individuals and for individuals with dependent children, the latter of which starts midway when information on children began to be collected. Life satisfaction appears to move in response to Covid-19 restrictions: it is at its lowest at the end of April when infections had been low for some time but the lockdown was still in effect. Satisfaction begins to recover somewhat in May and June as restrictions are eased and this recovery is relatively stronger for individuals with children. In Figure 3, we focus only on individuals with children younger than 16 in the household and plot the evolution of the three different satisfaction measures. We observe that general life satisfaction and satisfaction with family life increase somewhat over the period, while satisfaction with childcare increases quite significantly, in line with the partial opening of schools and day care centers, and a likely explanation for the relative improvement in life satisfaction compared with all individuals.

In Figure 4, we plot the sample means for all individuals interviewed for the Covid-19 period and in 2018 from the SOEP survey. Both general life satisfaction and satisfaction with family life are lower in the Covid-19 survey, by 0.5 and 0.8 points, respectively. Satisfaction with childcare (asked only of individuals with dependent children) is 3 points lower under Covid-19, representing an even larger difference.<sup>12</sup> In Figures 5, we make the same comparison between surveys, this time splitting the sample by the age of the youngest child in the household. In pre-Covid-19 times, life satisfaction and satisfaction with family life is highest among respondents with very young children, decreasing as the age of the child increases. However, during Covid-19, life satisfaction and satisfaction with family life are at comparable levels irrespective of the age of the youngest child. Correspondingly, the largest decreases under Covid-19 are seen for families with young children (toddlers and preschoolers). In terms

---

<sup>12</sup> Preliminary results for the SOEP in 2019 show similar values to those in 2018 (see Liebig, 2020): The mean general life satisfaction in 2019 was 7.5, and satisfaction with family life 7.8. The values for 2019 are not statistically significantly different from the values in 2018. However, since the data from the SOEP 2019 survey are not yet available to the scientific community, our comparisons refer to the data for 2018. In addition to the COMPASS data, the SOEP-CoV survey also covers well-being during the Covid-19 crisis. For the month of April, the average life satisfaction level was 7.4, which is only slightly below the 2018 value (Liebig, 2020, Entringer and Kroeger, 2020). The average satisfaction with family life is 7.5 points, which is 0.3 points lower than in 2018. The differences to the results of the COMPASS survey described above could be attributed to different points in time in 2020 when the surveys were conducted. Furthermore, different survey methods were used: The COMPASS survey was conducted online, while the SOEP-CoV survey was conducted by telephone.



of satisfaction with childcare, under Covid-19 the level is lowest for respondents with young children and increases with child age. Again, compared with the 2018 sample, the distribution of satisfaction has changed in a way that marks a relative decline for those with younger children. This is presumably because older children are more rarely cared for institutionally and can work more independently on schoolwork.

In Figures 6 and 7, we look at the change for individuals with children split by parental gender and education. Decreases in satisfaction with childcare and family life are roughly similar for mothers and fathers; however, overall, decreases in satisfaction with life are larger for women. Gaps by parental education in satisfaction with life overall and satisfaction with childcare that existed in the pre-Covid period appear to narrow slightly under Covid-19, although it is unclear if these descriptive differences are significant. There appears to be no differences in the level of satisfaction with family life in either period, despite the level shift downwards.

Overall, the reported levels of satisfaction with life in general, with family life, and with childcare are significantly lower during Covid-19. However, it is also apparent that the changes are dependent on gender as well as the presence of young children. A likely explanation for this heterogeneity is the closure of schools and day care centers. In Figure 8, we show whether respondents perceive the measures taken to contain Covid-19 as very severe restrictions. About 42 percent of people with day care-aged children and 39 percent with school-aged children perceive the measures as very severe. Among respondents without children, this share is only 31 percent. We further differentiate by the actual exposure to day care and school closures. Parents who are unaffected by the closures appear similar to individuals without children in their likelihood to report the measures are strict (around 30 percent) whereas parents who are affected are much more likely to report measures as being strict, especially mothers of children under 6 years: 51 percent do so. This suggests that school and day care closures are a major component of the differential impact of the restriction on parents. To investigate further, in Figure 9, we report differences in the satisfaction measures under Covid-19 (compared with the pre-Covid-19 period) by parental gender and whether respondents state that they are affected by the closure of day care centers and schools. Day care closures are associated with lower satisfaction with life and with family life that comes mainly through mothers, whereas for school closures mothers see higher satisfaction and fathers lower. For satisfaction with childcare, both mothers and fathers see decreases for both school and day care closures.

## *B. Difference-in-differences estimates*

Table 2 reports the results of the DiD analysis outlined in equation 1. Columns (1) and (2) report the results for life satisfaction with and without controls, columns (3) and (4) do the same for satisfaction with family life, and columns (5) and (6) do so for satisfaction with childcare. The Covid-19 variable shows significant decreases in satisfaction for the first two outcomes since 2018 for the control group, i.e. those without dependent children, and for those with children 11-15 for childcare. As discussed, this includes the general impact of Covid-19 and restrictions, but it could also include any unrelated trends between 2018 and 2020 as well as any survey and context effects resulting from the change of dataset, thus it cannot necessarily be interpreted as a Covid-19 effect. Nevertheless, such a large drop in satisfaction with childcare for the 11-15 group compared with the other satisfaction measures is difficult to explain without considering school closures affecting these children. The interactions with the age of the youngest child show significant negative changes in all three measures of satisfaction for parents of younger children (under 11 years) compared with the control groups. As discussed, these changes should capture the differential impact of restrictions on families with younger children, in the most part due to day care and school closures.

Interestingly, those individuals with children aged 11-15 years do not experience significantly different changes in satisfaction with life in general or with family life compared to individuals without children. This may suggest that school closures for older children are less detrimental to the well-being of their parents or, at least, that the costs of extra homeschooling are almost netted out by the benefits of spending more time with children for the average parent. For younger ages, we see the largest dissatisfaction with childcare and with life in general for the parents of children aged 3-5, which is consistent with the high pre-crisis usage of day care centers and the high level of parental input required in looking after children in this age group.

For younger children (0-2), the decrease in satisfaction with childcare is larger than that for the unaffected group, but not to a statistically significant degree in the model with controls. Perhaps this reflects that childcare centers are attended by about 34 percent of children younger than three, and 96 percent of children between three and six (Autorengruppe Bildungsberichterstattung, 2020). Nevertheless, the under threes group sees the largest drops in satisfaction with family life and large drops in satisfaction with life in general, suggesting that, where parents of children in this age group are affected by closures of day care centers, the well-being impacts are significant. Finally, the effects for parents of children aged 6-10 are similar to the effects for children aged 3-5, albeit with smaller decrease in life satisfaction,

perhaps due to the 6-10 age group requiring somewhat less parental input than the 3-5 age group.

In Table 3, we examine effect heterogeneity. For simplicity, we now measure the average effect across all age groups by using one variable for people with children between 0 and 15 years of age (or between 0 and 10 for the childcare variable). Parents with higher educational attainment generally see smaller relative changes compared to parents with lower educational attainment, especially in satisfaction with childcare and with family life. Parents with lower educational attainment may find the extra childcare and homeschooling more difficult if, for example, they are less able to work from home in their jobs, if they are generally more time-constrained, or if they lack resources to provide educational activities at home. Mothers see larger decreases in satisfaction with family life and with life in general than do fathers, although for changes in satisfaction with childcare, this pattern is reversed. This could be explained by Figure 9, showing that fathers affected by closures show a larger decrease in satisfaction with childcare than mothers affected by closures if they have school aged children. Finally, the decreases in satisfaction are larger for parents surveyed in the earlier part of the survey window (covering most of the month of May) compared with the later part (June), in line with the gradual reopening of schools and day care centers.

### *C. Robustness checks*

In this section, we evaluate the robustness of our findings. First, we address concerns related to the online survey of well-being measures during Covid-19 in the COMPASS data. In our main analysis, this data is compared to all available SOEP data from 2018. As the regular SOEP is mainly conducted in face-to-face interviews, the COMPASS online survey may systematically distort the results as it captures a slightly different population. Based on previous SOEP surveys from 2003, 2008, and 2013, we have information on use of the internet (see Appendix Table A.1) for 64 percent of individuals in our SOEP data for 2018. Of those respondents, 59 percent of our sample report that they use the internet daily and another 23 percent at least once a week. In Figure A.1, we examine whether the use of the internet correlates systematically with satisfaction with life in general, family life, and childcare. While satisfaction is very similar across individuals who use the internet rarely or regularly, satisfaction tends to be lower for individuals who never use the internet. However, on average, it is higher for individuals without information on the use of internet. To check the sensitivity of our findings to the focus on potentially different populations (COMPASS, excluding the offline population), we restrict the 2018-SOEP data in the DiD analysis to individuals who use

the internet at least once a week. Compared to our main findings (Table 4, column 1), the results are very similar if we drop individuals with no information on their use of the internet and individuals that use the internet less than once a week (Table 4, column 2).

In our DiD approach, we use individuals with no dependent children (or comparably older children) as a control group to account for level shifts due to trends or potential mode and context effects. Alternatively, we could also standardize the outcomes by sample to mean zero and standard deviation of one (i.e.  $z$ -transformation), such that at each point in time, satisfaction of individuals is compared to the sample mean in the respective period. Any general differences in means, as well as in the dispersion of satisfaction, are removed. While the resulting estimates remove potential common mode and context effects, the estimates could underestimate the true impact of Covid-19 on satisfaction, because strongly affected, larger groups would pull down the sample mean that we remove. On the other hand, standardizing outcomes improves the comparability of effect sizes across studies. Our results show that standardizing the outcomes by survey wave generates very similar patterns across children's age but, as expected, removes most of the Covid-19 level shift (Table 4, column 3). The relative changes in life satisfaction when expressed in standard deviations are -0.22 and -0.26 for parents with a children aged below 3 and 3-5 years, respectively. Given we know that our effects for mothers only are a little higher, these effect sizes are comparable in magnitude to the increase in life satisfaction of 0.30 standard deviations found by Schmitz (2019) for mothers that receive a day care place in Germany.

In our main analysis, we compare satisfaction during Covid-19 (COMPASS) to the earliest available pre-Covid-19 data (SOEP 2018). To rule out that our results depend on the choice of the reference year to represent "normal times", we also consider SOEP 2017 as the reference point. As satisfaction levels do not vary much in normal times, the results are, as expected, very similar (Table 4, column 4).

## **V Discussion and conclusion**

This study examines the possible differential impacts of the Covid-19 outbreak, and its related restrictions, on the well-being of individuals with dependent children in Germany using a new dataset of well-being for Germany, the COMPASS survey. We look at May and June, 2020, when new infection rates in Germany were low and the majority of restrictions were relaxed, but when schools and day care centers were still closed to most children. Using a combination

of descriptive analyses and a difference-in-differences design, we find satisfaction with life overall, with family life, and with childcare decreased under Covid-19 by more for individuals with children than for other individuals. We find the relative decrease to be greatest for respondents with children under eleven years of age, for women, and for respondents with a lower secondary schooling degree. Our results are robust to several checks. The closures of schools and day care centers is a prominent explanation for these relative decreases of parental well-being.

We find extra decreases in satisfaction for parents that are similar in size or larger to estimates of the overall effects of Covid-19 on well-being in other countries (e.g. Adams-Prassl et al., 2020b, Etheridge and Spantig, 2020) and similar in size to the positive effects of getting a day care spot on maternal well-being (Schmitz, 2020). The effects are about half the size of the negative impact on well-being of a job loss (Kassenboehmer and Haisken-DeNew, 2009). Such significant drops in well-being may have detrimental impacts on other important outcomes, such as child development, family stability, and the labor force productivity of parents (e.g. Frank and Gertler, 1991, Smith, 2004, Oswald et al., 2015). While the drop in well-being we record may be partly temporary (if mostly linked to contemporaneous restrictions), some parts of the direct effect and many of the indirect effects may be permanent.

Our estimates represent an important consideration when determining optimal lockdown policy during the ongoing or possible future pandemics. For example, in combination with other information (e.g. on the way viruses spread in schools and on other economics outcomes), policymakers may decide to prioritize keeping schools and day care centers open over other public settings/places like bars and restaurants. Furthermore, from our estimates, important conclusions can be drawn regarding the potential need for extra support for parents. For example, financial benefits during a pandemic may alleviate stress by covering earning losses arising from reducing hours. Moreover, the provision of family counselling may help avoid some negative outcomes for families and children.

In this respect, it would be advisable for crisis teams at regional and national levels, from the beginning of a pandemic, to include not only virologists, medical experts in general, and economists, but also representatives of family and education policy experts. It is clear from the first wave of Covid-19 that concerns for the well-being of families must not take second place to concern for the economy and other areas, because, otherwise, the human potential of today and tomorrow cannot develop optimally in the long term.

## References

- Adams-Prassl, A., Boneva, T., Golin, M., and Rauh, C. (2020a). Inequality in the impact of the Coronavirus shock: Evidence from real time surveys. *IZA Discussion Paper No. 13183*
- Adams-Prassl, A., Boneva, T., Golin, M., and Rauh, C. (2020b). The Impact of the Coronavirus Lockdown on Mental Health: Evidence from the US. *HCEO Working Paper No. 2020-030*
- Alon, T. M., Doepke, M., Olmstead-Rumsey, J. and Tertilt, M. (2020). The impact of COVID-19 on gender equality. *NBER Discussion Paper No. 26947*.
- Andrew, A., Cattan, S., Costa Dias, M., Farquharson, C., Kraftman, L., Krutikova, S., Phimister, A., and Sevilla, A. (2020). How are mothers and fathers balancing work and family under lockdown? *IFS Briefing Note BN290*.
- Armbruster, S., and Klotzbücher, V. (2020). Lost in Lockdown? Covid-19, Social Distancing, and Mental Health in Germany. *Covid Economics*, Issue 22, 117–153.
- Autorengruppe Bildungsberichterstattung (2020). Bildung in Deutschland 2020. Ein indikatorengestützter Bericht mit einer Analyse zu Bildung in einer digitalisierten Welt.
- Baker, M., Gruber, J., and Milligan, K. (2008). Universal child care, maternal labor supply, and family well-being. *Journal of Political Economy*, 116(4), 709–745.
- Bauernschuster S. and Schlotter M. (2015). Public child care and mothers' labor supply evidence from two quasi-experiments. *Journal of Public Economics*, 123 (C), 1-16
- Berger, E. M. and Spiess, C. K. (2011). Maternal life satisfaction and child outcomes: are they related? *Journal of Economic Psychology*, 32 (1), 142–158.
- Berger, E. M. (2013). Happy working mothers? Investigating the effect of maternal employment on life satisfaction. *Economica*, 80 (January), 23–43.
- Béland, L.-P., Brodeur, A., Haddad, J., and Mikola, D. (2020a). COVID-19, family stress and domestic violence: Remote work, isolation and bargaining power. *IZA Discussion Paper No. 13332*.
- Béland, L.-P., Brodeur, A., Mikola, D., and Wright, T. (2020b). The short-term economic consequences of Covid-19: Occupation tasks and mental health in Canada. *IZA Discussion Paper No. 1325*.
- Benzeval, M., Burton, J., Crossley, T. F., Fisher, P., Jäckle, A., Low, H., and Read, B. (2020). The idiosyncratic impact of an aggregate shock: The distributional consequences of

- COVID-19. *Understanding Society Working Paper 2020-09*, Colchester: University of Essex.
- Boca, D.D., Oggero, N., Profeta, P. and Rossi, M. (2020). Women's work, housework and childcare, before and during COVID-19. *IZA Discussion Paper No. 13409*.
- Brodeur, A., Clark, A., Fleche, S., and Powdthavee, N. (2020). COVID-19, lockdowns and well-being: Evidence from Google Trends. *IZA Discussion Paper No. 13204*.
- Brühlhart, M. and Lalive, R. (2020). Daily suffering: Helpline calls during the Covid19 crisis. *Covid Economics*, Issue 19, 143-148
- Bundesinstitut für Bevölkerungsforschung (2020). Eltern während der Corona-Krise Zur Improvisation gezwungen. Wiesbaden. Retrieved on 10 July 2020 from: [https://www.bib.bund.de/Publikation/2020/pdf/Eltern-waehrend-der-Corona-Krise.pdf?\\_blob=publicationFile&v=7](https://www.bib.bund.de/Publikation/2020/pdf/Eltern-waehrend-der-Corona-Krise.pdf?_blob=publicationFile&v=7)
- Busse, A., and C. Gathmann (2018). Free daycare and its effects on children and their families. *IZA Discussion Paper No. 11269*.
- Clark, A. E., Diener, E., Georgellis, Y., and Lucas, R. E. (2008), Lags and leads in life satisfaction: A test of the baseline hypothesis. *Economic Journal*, 118 (June), F222–F243.
- Conti, G. (2020). Supporting parents and children in the early years during (and after) the COVID-19 crisis. *VOX CEPR Policy Portal*. <https://voxeu.org/article/supporting-parents-and-children-early-years-during-and-after-covid-19-crisis>
- Davillas, A. and Jones, A. M. (2020). The COVID-19 pandemic and its impact on inequality of opportunity in psychological distress in the UK. *ISER Working Paper Series No. 2020–07*. Institute for Social and Economic Research.
- De Pedraza, P., Guzi, M., and Tjidsens, K. (2020). Life dissatisfaction and anxiety in COVID-19 pandemic. *GLO Discussion Paper*, No. 544.
- Destatis (2020). Durchschnittliche Nutzung des Internets durch Personen nach Altersgruppen. Private use of information and communication technologies 2019. Retrieved on 10 July 2020 from: <https://www.destatis.de/DE/Themen/Gesellschaft-Umwelt/Einkommen-Konsum-Lebensbedingungen/IT-Nutzung/Tabellen/durchschnittl-nutzung-alter-ikt.html>.
- Diener, E., Lucas, R. E., and Scollon, C.N. (2009): beyond the hedonic treadmill: Revising the adaptation theory of well-being. *The Science of Well-Being*, 103-118.

- Dingel, J. and Neiman, B. (2020). How many jobs can be done at home? *NBER Working Paper No. 26948*
- Entringer, T. and Kröger, H. (2020). Lonely but resilient - People have coped with the lockdown better than expected. *DIW aktuell No. 46*. Retrieved on 10 July 2020 from: [https://www.diw.de/documents/publikationen/73/diw\\_01.c.791373.de/diw\\_aktuell\\_46.pdf](https://www.diw.de/documents/publikationen/73/diw_01.c.791373.de/diw_aktuell_46.pdf)
- Etheridge, B., and Spantig, L. (2020). The gender gap in mental well-being during the Covid19 outbreak: Evidence from the UK. *ISER Working Paper Series No. 2020–08*. Institute for Social and Economic Research. <https://www.iser.essex.ac.uk/research/publications/working-papers/iser/2020-08.pdf>
- Eyles, A., Gibbons, S., and Monteburano, P. (2020). Covid-19 school shutdowns: What will they do to our children’s education. *CEP Covid-19 Analysis No. 001*. Centre for Economic Performance, London School of Economics and Political Science (LSE)
- Fetzer, T. R., Witte, M., Hensel, L., Jachimowicz, J., Haushofer, J., Ivchenko, A., Caria, S., Reutskaja, E., Roth, C. P., Fiorin, S., Gómez, M., Kraft-Todd, G., Götz, F. M., and Yoeli, E. (2020a). Global Behaviors and Perceptions at the Onset of the COVID-19 Pandemic. *NBER Working Paper No. 27082*.
- Fetzer, T., Hensel, L., Hermle, J., and Roth, C. (2020b). Coronavirus perceptions and economic anxiety. Retrieved on 10 July 2020 from: <https://voxeu.org/article/coronavirus-perceptions-and-economic-anxiety>
- Frank, R. and Gertler, P. (1991). An assessment of measurement error bias for estimating the effect of mental distress on income. *Journal of Human Resources*, 26, 154-164.
- Gambaro, L., Marcus, J., and Peter, F. (2018). School entry, afternoon care, and mothers’ labor supply. *Empirical Economics*, 57(3), 769–803.
- Goebel, J., Grabka, M. M., Liebig, S., Kroh, M., Richter, D., Schröder, C., and Schupp, J. (2018). The German Socio-Economic Panel (SOEP). *Jahrbücher für Nationalökonomie und Statistik*, 239(2), 345–360.
- Griffith A. K. (2020). Parental Burnout and Child Maltreatment During the COVID-19 Pandemic. *Journal of Family Violence*, 1–7. Advance online publication. <https://doi.org/10.1007/s10896-020-00172-2>
- Headey, B., Muffels, R., and Wagner, G. G. (2010). Long-running German panel survey shows that personal and economic choices, not just genes, matter for happiness, in: *Proceedings of*



- the National Academy of Sciences of the United States of America (PNAS)* 107 (42), 17922-17926.
- Huebener, M., Pape, A., and Spiess, C. K. (2019). Parental labor supply responses to the abolition of day care fees. *IZA Discussion Paper No.* 12780.
- Huebener, M., and Schmitz, L. (2020). Corona-Schulschließungen: Verlieren leistungsschwächere SchülerInnen den Anschluss? *DIW aktuell No.* 30. Retrieved on 10 July 2020 from: [https://www.diw.de/de/diw\\_01.c.758261.de/publikationen/diw\\_aktuell/2020\\_0030/corona-schulschliessungen\\_verlieren\\_leistungsschwaechere\\_schuelerinnen\\_den\\_anschluss.html](https://www.diw.de/de/diw_01.c.758261.de/publikationen/diw_aktuell/2020_0030/corona-schulschliessungen_verlieren_leistungsschwaechere_schuelerinnen_den_anschluss.html)
- Hupkau, C. and Perongolo, B. (2020). Work, care and gender during the Covid-19 crisis. A CEP Covid-19 analysis, Paper No. 002.
- Jessen, J., Schmitz, S., and Waights, S. (2019). Understanding day care enrolment gaps. *CEP Discussion Paper No.* 1650.
- Jessen, J., Waights, S., and Spiess, C. K. (2020). Geschlossene Kitas: Mütter tragen mit Blick auf Zeiteinteilung vermutlich die Hauptlast, *DIW aktuell No.* 34. Retrieved on 10 July 2020 from: [https://www.diw.de/de/diw\\_01.c.761586.de/publikationen/diw\\_aktuell/2020\\_0034/geschlossene\\_kitas\\_muetter\\_tragen\\_mit\\_blick\\_auf\\_zeiteinteilung\\_vermutlich\\_die\\_hauptlast.html](https://www.diw.de/de/diw_01.c.761586.de/publikationen/diw_aktuell/2020_0034/geschlossene_kitas_muetter_tragen_mit_blick_auf_zeiteinteilung_vermutlich_die_hauptlast.html)
- Jessen, J. and Waights, S. (2020). Effects of COVID-19 day care centre closures on parental time use: Evidence from Germany, *VOX CEPR Policy Portal*. Retrieved on 10 July 2020 from: <https://voxeu.org/article/covid-19-day-care-centre-closures-and-parental-time-use>.
- Kassenboehmer, S. C., and Haisken-DeNew, J. P. (2009). You're fired! The causal negative effect of entry unemployment on life satisfaction. *Economic Journal*, 119 (536), 448-462.
- Knipe, D., Evans, H., Marchant, A., Gunnell, D., and John, A. (2020). Mapping population mental health concerns related to COVID-19 and the consequences of physical distancing: a Google trends analysis. *Wellcome Open Research*, 5, 82–92.
- Leopoldina (2020): Coronavirus-Pandemie – Die Krise nachhaltig überwinden, Nationale Akademie der Wissenschaften Leopoldina. Retrieved on 10 July 2020 from: [https://www.leopoldina.org/uploads/tx\\_leopublication/2020\\_04\\_13\\_Coronavirus-Pandemie-Die\\_Krise\\_nachhaltig\\_%C3%BCberwinden\\_final.pdf](https://www.leopoldina.org/uploads/tx_leopublication/2020_04_13_Coronavirus-Pandemie-Die_Krise_nachhaltig_%C3%BCberwinden_final.pdf).

- Liebig, S. (2020). Familienleben im Lockdown. Spotlights of the SOEP-CoV Study (2). Retrieved on 10 July 2020 from: [https://www.diw.de/de/diw\\_01.c.791416.de/nachrichten/soep-cov-spotlight\\_2.html](https://www.diw.de/de/diw_01.c.791416.de/nachrichten/soep-cov-spotlight_2.html)
- Lu, H., Nie, P., & Qian, L. (2020). Do Quarantine Experiences and Attitudes Towards COVID-19 Affect the Distribution of Psychological Outcomes in China? A Quantile Regression Analysis (No. 512). Global Labor Organization (GLO).
- McDaid, D. (2011). Making the long-term economic case for investing in mental health to contribute to sustainability. European Union.
- Mensah F. K. and Kiernan K. E. (2010). Parents' mental health and children's cognitive and social development: families in England in the Millenium Cohort Study. *Social Psychiatry and Psychiatric Epidemiology*, 45, 1023-1035.
- Müller, K.-U. and Wrohlich, K. (2020). Does subsidized care for toddlers increase maternal labor supply? Evidence from a large-scale expansion of early childcare. *Labour Economics*, 62, 101776.
- Naylor, Chris, Parsonage, Michael, McDaid, David, Knapp, Martin, Fossey, Matt and Galea, Amy (2012) Long-term conditions and mental health: the cost of co-morbidities. The King's Fund, London, UK. ISBN 9781857176339
- OECD (2019). OECD family database. Retrieved on 10 July 2020 from: <http://www.oecd.org/els/family/database.htm>.
- Oswald, A. J., Proto, E., & SgROI, D. (2015). Happiness and productivity. *Journal of Labor Economics*, 33(4), 789-822.
- Pierson, P. (1996). *The New Politics of the Welfare State*. Oxford: OUP.
- Powdhavee, N., Lekfuangfub, W. N., and Wooden, M. (2015). What's the good of education on our overall quality of life? A simultaneous equation model of education and life satisfaction for Australia. *Journal of Behavioral and Experimental Economics* 54, 10–21.
- Schmitz, S. (2020). The impact of publicly funded child care on parental well-being: Evidence from cut-off rules. *European Journal of Population*, 36 (2), 171–196.
- Siegel, N. (2002). *Baustelle Sozialpolitik. Konsolidierung und Rückbau im internationalen Vergleich*. Frankfurt a.M.: campus.
- Spiess, C. K. (2008). Early childhood education and care in Germany: The status quo and reform proposals. *Zeitschrift für Betriebswirtschaftslehre*, 67, 1-20.

- Spiess, C. K. and Wagner, G.G. (2003). Why are day care vouchers an effective and efficient instrument to combat child poverty in Germany?, in: P. Krause, G. Bäcker and W. Hanesch (eds.), *Combating poverty in Europe - The German welfare regime in practice*, Aldershot, 305-316.
- Spinelli, M., Lionetti, F., Pastore, M., and Fasolo, M. (2020). Parents' Stress and Children's Psychological Problems in Families Facing the COVID-19 Outbreak in Italy. *Frontiers in Psychology*, 11:1713.
- Smith, M. (2004). Parental mental health: Disruptions to parenting and outcomes for children. *Child & Family Social Work*, 9, 3–11.
- Stahl, J. F., Schober, P. S., and Spiess, C. K. (2017): Parental socio-economic status and childcare quality: Early inequalities in educational opportunity? *Early Childhood Education Quarterly*, 44 (3), 304-317.
- Tubadji, A., Boy, F., and Webber, D. (2020). Narrative economics, public policy and mental health. *Center for Economic Policy Research*, 20, 109–131.
- UKE Hamburg (2020): COPSY-Studie. Universitätsklinikum Hamburg-Eppendorf (UKE). Retrieved from: <https://www.uke.de/kliniken-institute/kliniken/kinder-und-jugendpsychiatrie-psychotherapie-und-psychosomatik/forschung/arbeitsgruppen/child-public-health/forschung/copsy-studie.html>
- Wagner, G. G., Kühne S., and Siegel N. A. (2020). Akzeptanz der einschränkenden Corona-Maßnahmen bleibt trotz Lockerungen hoch, *DIW aktuell No. 35*. [https://www.diw.de/de/diw\\_01.c.761953.de/publikationen/diw\\_aktuell/2020\\_0035/akzeptanz\\_der\\_einschraenkenden\\_corona-massnahmen\\_bleibt\\_trotz\\_lockerungen\\_hoch.html](https://www.diw.de/de/diw_01.c.761953.de/publikationen/diw_aktuell/2020_0035/akzeptanz_der_einschraenkenden_corona-massnahmen_bleibt_trotz_lockerungen_hoch.html)
- Yamauchi, C. (2010). The availability of child care centers, perceived search costs and parental life satisfaction. *Review of Economics of the Household* 8, 231–253.

## Tables

Table 1: Descriptive statistics

	2018 (SOEP v35)		2020 (COMPASS)	
	Mean	(SD)	Mean	(SD)
Age in years	45.59	(14.85)	45.44	(14.14)
Below 30 years	0.19	(0.39)	0.20	(0.40)
30 to 39 years	0.18	(0.38)	0.17	(0.38)
40 to 49 years	0.17	(0.38)	0.20	(0.40)
50 to 59 years	0.25	(0.43)	0.23	(0.42)
60 years and older	0.21	(0.41)	0.21	(0.41)
Female	0.49	(0.50)	0.51	(0.50)
Lower/middle secondary schooling	0.59	(0.49)	0.62	(0.49)
Upper secondary schooling	0.38	(0.49)	0.38	(0.48)
Without school leaving certificate	0.01	(0.11)	0.00	(0.07)
In education	0.01	(0.11)	0.00	(0.05)
Single person HH	0.23	(0.42)	0.24	(0.43)
Number of people in HH	2.45	(1.22)	2.41	(1.19)
Children below age 3 years in HH	0.05	(0.22)	0.07	(0.25)
Children between 3 and 5 years in HH	0.05	(0.22)	0.05	(0.22)
Children between 6 and 10 years in HH	0.07	(0.25)	0.07	(0.25)
Children between 11 and 15 years in HH	0.06	(0.24)	0.07	(0.25)
No children below age 16 in HH	0.77	(0.42)	0.74	(0.44)
General life satisfaction	7.36	(1.69)	6.95	(2.12)
Satisfaction with family life	7.80	(1.91)	6.99	(2.50)
Satisfaction with childcare	7.25	(2.23)	4.26	(2.94)
Number of observations	19821 (3059)		14781 (3054)	
Number of individuals	19821 (3059)		8977 (1925)	

*Notes:* The table shows descriptive statistics of the German Socio-Economic Panel from 2018 and the COMPASS survey from May and June 2020. Data is weighted with individual weights. Satisfaction with care is only available for individuals with children living in the household. The corresponding number of observations for satisfaction with care is reported in parentheses. In the COMPASS surveys, respondents were sometimes interviewed again at a later date.

*Source:* Own calculations based on infratest dimap COMPASS and SOEP v35.

Table 2: Changes in parental well-being (difference-in-differences)

	Life in general		Satisfaction with ... Family life		Child care	
	(1)	(2)	(3)	(4)	(5)	(6)
	Covid-19	-0.41*** (0.03)	-0.38*** (0.04)	-0.73*** (0.04)	-0.71*** (0.04)	-2.31*** (0.27)
Covid-19 × child below 3 years	-0.24** (0.12)	-0.32*** (0.12)	-0.57*** (0.14)	-0.63*** (0.14)	-0.65** (0.33)	-0.36 (0.33)
Covid-19 × child 3-5 years	-0.33*** (0.13)	-0.42*** (0.12)	-0.16 (0.14)	-0.26* (0.14)	-1.20*** (0.32)	-0.90*** (0.32)
Covid-19 × child 6-10 years	-0.19* (0.11)	-0.24** (0.11)	-0.28** (0.12)	-0.33*** (0.13)	-1.07*** (0.31)	-0.94*** (0.31)
Covid-19 × child 11-15 years	-0.03 (0.12)	-0.05 (0.12)	-0.12 (0.13)	-0.14 (0.13)		
Child below 3 years	0.52*** (0.08)	0.33*** (0.10)	0.63*** (0.09)	0.24** (0.11)	-0.24 (0.28)	-0.45 (0.30)
Child 3-5 years	0.39*** (0.07)	0.24*** (0.09)	0.36*** (0.08)	0.04 (0.10)	0.34 (0.26)	0.11 (0.27)
Child 6-10 years	0.34*** (0.06)	0.16** (0.08)	0.31*** (0.06)	-0.01 (0.08)	0.48* (0.26)	0.43* (0.26)
Child 11-15 years	0.14** (0.07)	-0.01 (0.08)	0.07 (0.08)	-0.23*** (0.09)		
No. of observations	34,296	34,296	31,990	31,990	5,764	5,764
Control variables		✓		✓		✓

*Notes:* The table reports regression results of the difference-in-differences model outlined in eq. (1). Robust standard errors allow for clustering at the individual level and are reported in parentheses. If indicated, control variables are included (dummies for federal state, household size, age, education, gender).

\*\*  $p < 0.01$ , \*  $p < 0.05$ , \*  $p < 0.1$ .

*Source:* Own calculations based on infratest dimap COMPASS and SOEP v35.

Table 3: Heterogeneities in parental well-being changes

	Heterogeneity by ...						
	All (1)	Education		Gender		Interview date	
		High (2)	Low (3)	Female (4)	Male (5)	May (6)	June (7)
<b><i>Satisfaction with life in general</i></b>							
Covid-19	-0.38*** (0.04)	-0.48*** (0.06)	-0.31*** (0.05)	-0.46*** (0.05)	-0.30*** (0.05)	-0.39*** (0.04)	-0.36*** (0.04)
Covid-19 × child below 16 years	-0.23*** (0.07)	-0.21** (0.10)	-0.26*** (0.09)	-0.25*** (0.09)	-0.19** (0.09)	-0.29*** (0.07)	-0.19** (0.07)
Child below 16 years	0.15** (0.06)	0.21** (0.10)	0.12 (0.09)	0.11 (0.09)	0.23** (0.09)	0.15** (0.06)	0.15** (0.06)
Pre-Covid-19 (2018)	6.88*** (0.23)	7.34*** (0.24)	6.60*** (0.34)	7.13*** (0.24)	6.63*** (0.38)	6.88*** (0.23)	6.88*** (0.23)
No. of observations	34,296	12,288	21,348	18,191	16,105	24,683	24,721
<b><i>Satisfaction with family life</i></b>							
Covid-19	-0.72*** (0.04)	-0.80*** (0.07)	-0.66*** (0.05)	-0.68*** (0.06)	-0.75*** (0.06)	-0.77*** (0.05)	-0.66*** (0.05)
Covid-19 × child below 16 years	-0.33*** (0.08)	-0.19 (0.12)	-0.43*** (0.10)	-0.39*** (0.11)	-0.25** (0.11)	-0.35*** (0.09)	-0.30*** (0.09)
Child below 16 years	-0.03 (0.07)	0.04 (0.12)	-0.05 (0.09)	-0.19* (0.10)	0.18* (0.10)	-0.03 (0.07)	-0.03 (0.07)
Pre-Covid-19 (2018)	6.84*** (0.19)	6.29*** (0.48)	6.75*** (0.26)	6.90*** (0.24)	6.76*** (0.30)	6.84*** (0.19)	6.84*** (0.19)
No. of observations	31,990	11,536	19,826	17,017	14,973	24,507	24,545
<b><i>Satisfaction with child care</i></b>							
Covid-19	-2.48*** (0.26)	-2.69*** (0.43)	-2.17*** (0.32)	-2.53*** (0.34)	-2.36*** (0.38)	-2.62*** (0.28)	-2.33*** (0.28)
Covid-19 × child below 11 years	-0.75*** (0.29)	-0.48 (0.46)	-0.99*** (0.36)	-0.71* (0.38)	-1.03** (0.40)	-0.98*** (0.31)	-0.53* (0.31)
Child below 11 years	0.20 (0.26)	-0.07 (0.40)	0.32 (0.31)	-0.05 (0.34)	0.59* (0.35)	0.20 (0.26)	0.20 (0.26)
Pre-Covid-19 (2018)	6.60*** (0.96)	9.10*** (1.31)	6.45*** (0.99)	6.49*** (1.00)	10.06*** (0.88)	6.60*** (0.97)	6.60*** (0.97)
No. of observations	5,764	2,461	3,218	3,164	2,600	4,234	4,222
Control variables	✓	✓	✓	✓	✓	✓	✓

*Notes:* The table reports regression results of the difference-in-differences model outlined in eq. (1) estimated separately for the subgroups. "High education" refers to individuals with upper secondary school leaving certificates, "low education" refers to individuals with low and middle secondary school leaving certificates. Robust standard errors allow for clustering at the individual level and are reported in parentheses. Control variables include dummies for federal state, household size, age, education, gender. \*\*\*  $p < 0.01$ , \*\*  $p < 0.05$ , \*  $p < 0.1$ .

*Source:* Own calculations based on infratest dimap COMPASS and SOEP v35.

Table 4: Robustness checks

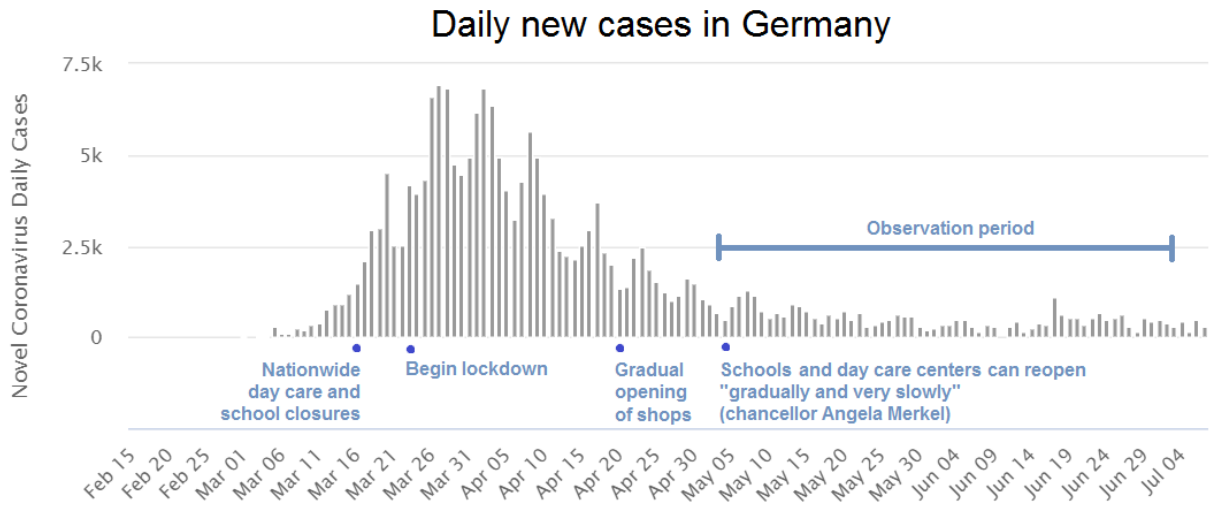
	Main (1)	Only online population (2)	z-standardized outcomes (3)	Comparison to 2017 (4)
<b><i>Satisfaction with life in general</i></b>				
Covid-19	-0.38*** (0.04)	-0.27*** (0.04)	0.04* (0.02)	-0.30*** (0.04)
Covid-19 × child below 3 years	-0.32*** (0.12)	-0.29* (0.15)	-0.22*** (0.06)	-0.56*** (0.11)
Covid-19 × child 3-5 years	-0.42*** (0.12)	-0.47*** (0.15)	-0.26*** (0.06)	-0.29** (0.13)
Covid-19 × child 6-10 years	-0.24** (0.11)	-0.21* (0.12)	-0.16*** (0.06)	-0.21* (0.11)
Covid-19 × child 11-15 years	-0.05 (0.12)	0.01 (0.13)	-0.04 (0.06)	-0.08 (0.12)
No. of observations	34,296	26,185	34,296	32,931
<b><i>Satisfaction with family life</i></b>				
Covid-19	-0.71*** (0.04)	-0.64*** (0.05)	0.05*** (0.02)	-0.71*** (0.04)
Covid-19 × child below 3 years	-0.63*** (0.14)	-0.59*** (0.17)	-0.34*** (0.06)	-0.79*** (0.14)
Covid-19 × child 3-5 years	-0.26* (0.14)	-0.28* (0.16)	-0.16** (0.06)	-0.30** (0.14)
Covid-19 × child 6-10 years	-0.33*** (0.13)	-0.39*** (0.13)	-0.18*** (0.05)	-0.35*** (0.13)
Covid-19 × child 11-15 years	-0.14 (0.13)	-0.05 (0.15)	-0.07 (0.06)	-0.25* (0.14)
No. of observations	31,990	23,984	31,990	30,629
<b><i>Satisfaction with child care</i></b>				
Covid-19	-2.53*** (0.26)	-2.35*** (0.29)	0.15 (0.11)	-2.02*** (0.23)
Covid-19 × child below 3 years	-0.36 (0.33)	-0.47 (0.39)	-0.06 (0.14)	-1.23*** (0.30)
Covid-19 × child 3-5 years	-0.90*** (0.32)	-1.05*** (0.36)	-0.31** (0.14)	-1.53*** (0.29)
Covid-19 × child 6-10 years	-0.94*** (0.31)	-1.17*** (0.34)	-0.36*** (0.13)	-1.60*** (0.28)
No. of observations	5,764	4,725	5,764	5,875
Control variables	✓	✓	✓	✓

*Notes:* The table reports regression results of the difference-in-differences model outlined in eq. (1). The z-standardized outcomes (for column 3) are standardized by survey year. Robust standard errors allow for clustering at the individual level and are reported in parentheses. Control variables include dummies for federal state, household size, age, education, gender. \*\*\*  $p < 0.01$ , \*\*  $p < 0.05$ , \*  $p < 0.1$ .

*Source:* Own calculations based on infratest dimap COMPASS and SOEP v35.

## Figures

Figure 1. Number of daily coronavirus cases in Germany and data availability on individuals' satisfaction levels

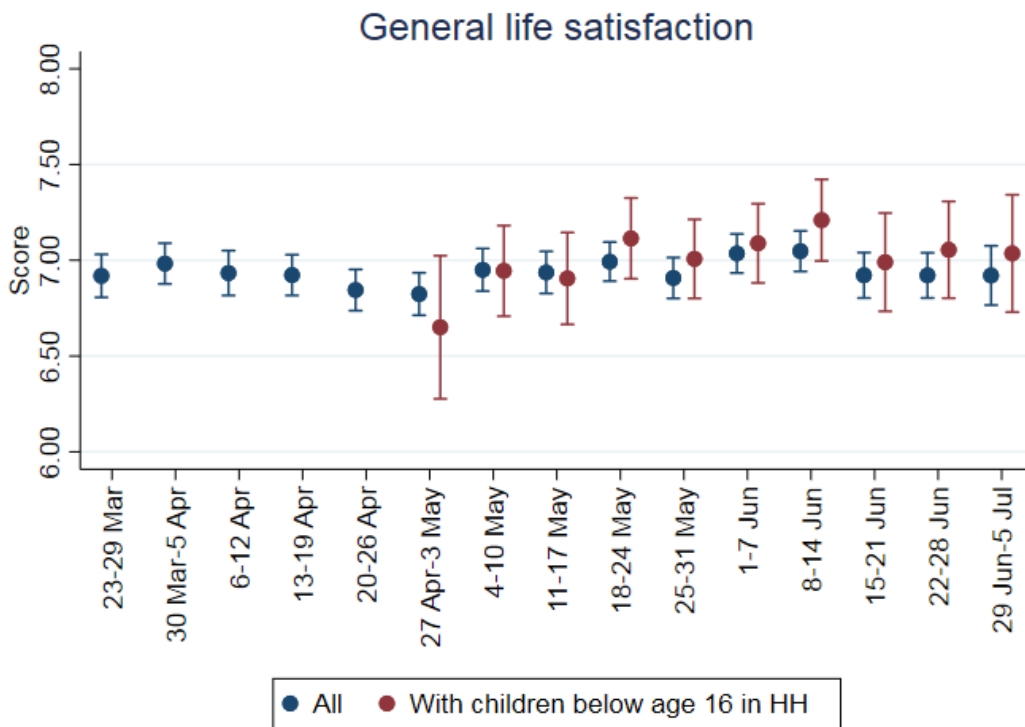


*Notes:* The figures shows the course of new infections with Covid-19 in Germany 2020, as well as selected dates for political decisions in the course of the pandemic. It also shows the period for which this report analyses data on satisfaction.

*Source:* Own illustration based on WHO, John Hopkins University (2020): Development of the daily reported number of new cases of coronavirus (COVID-19) in Germany since January 2020 (as of 8 July 2020) (accessed on 8 July 2020 from <https://www.worldometers.info/coronavirus/country/germany/>).

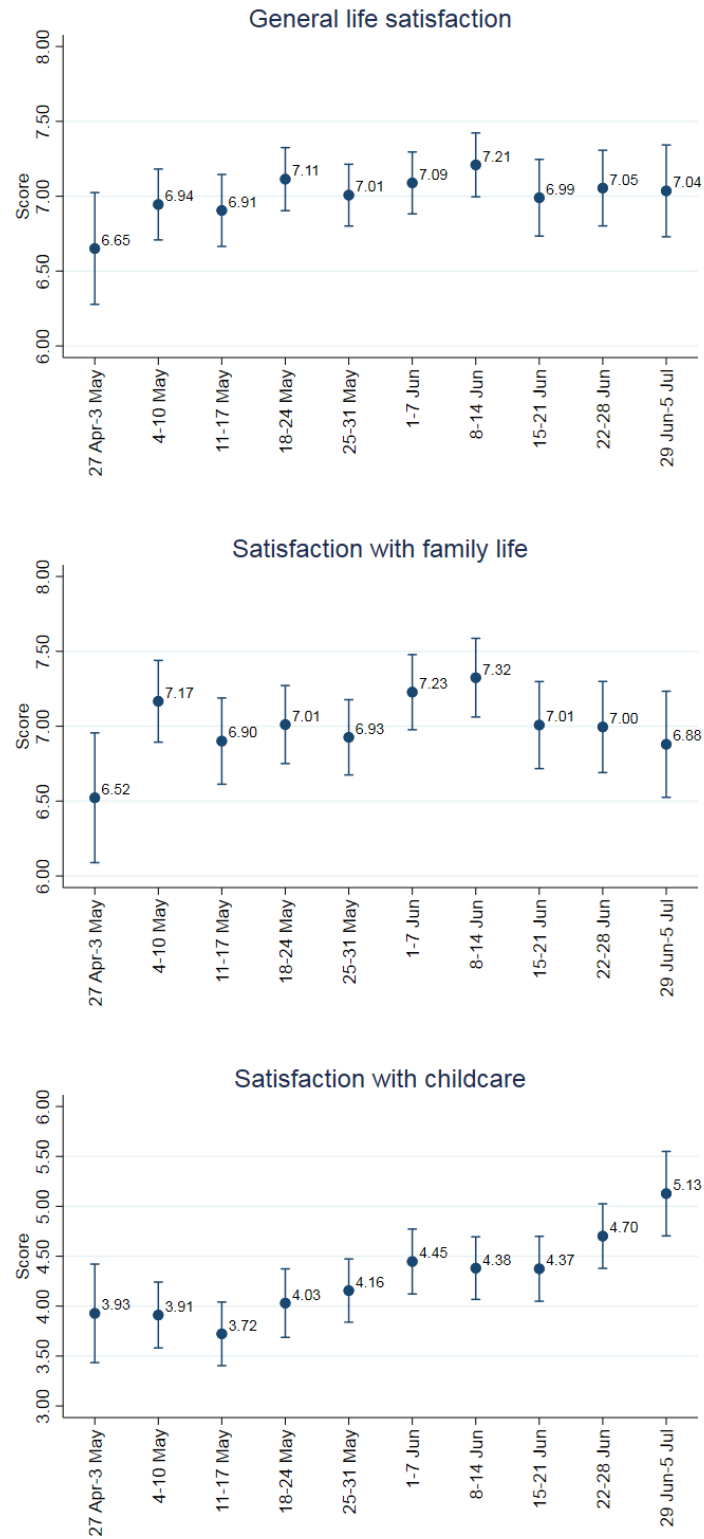


Figure 2. General life satisfaction for individuals with and without children during the Covid-19 pandemic



Source: Own calculations based on infratest dimap COMPASS.

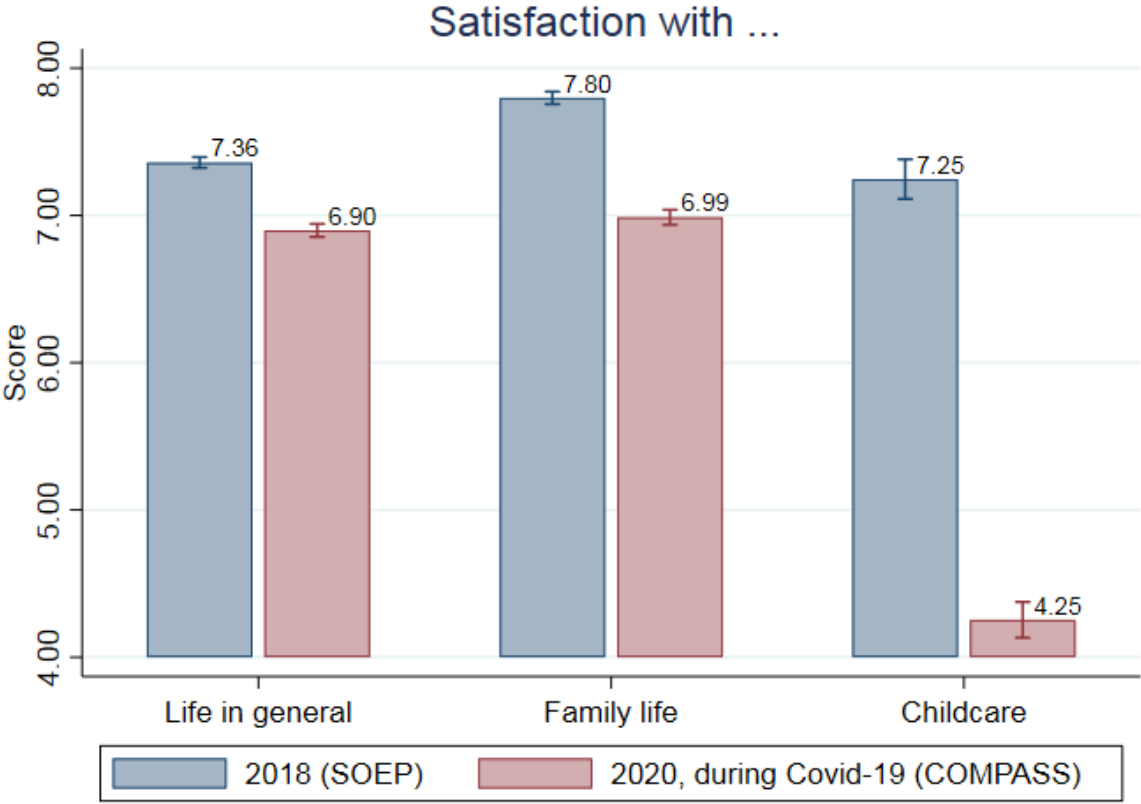
Figure 3. Parental satisfaction over the course of the Covid-19 pandemic



Notes: The figure shows the evolution of satisfaction with life in general, family life and childcare in May and June 2020 for parents with children below age 16 living in the household.

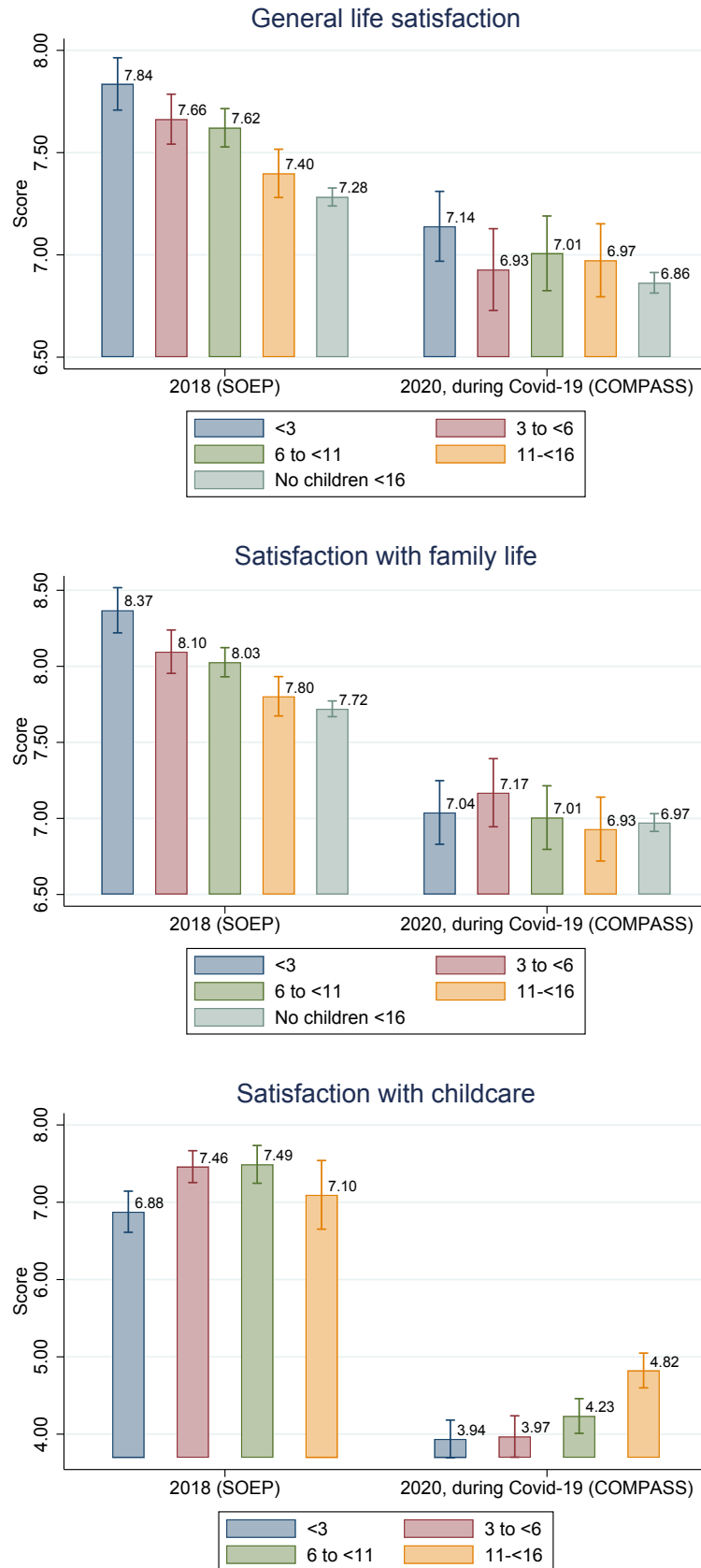
Source: Own calculations based on infratest dimap COMPASS.

Figure 4. Satisfaction with life in general, family life and childcare in 2018 and 2020 during the Covid-19 pandemic



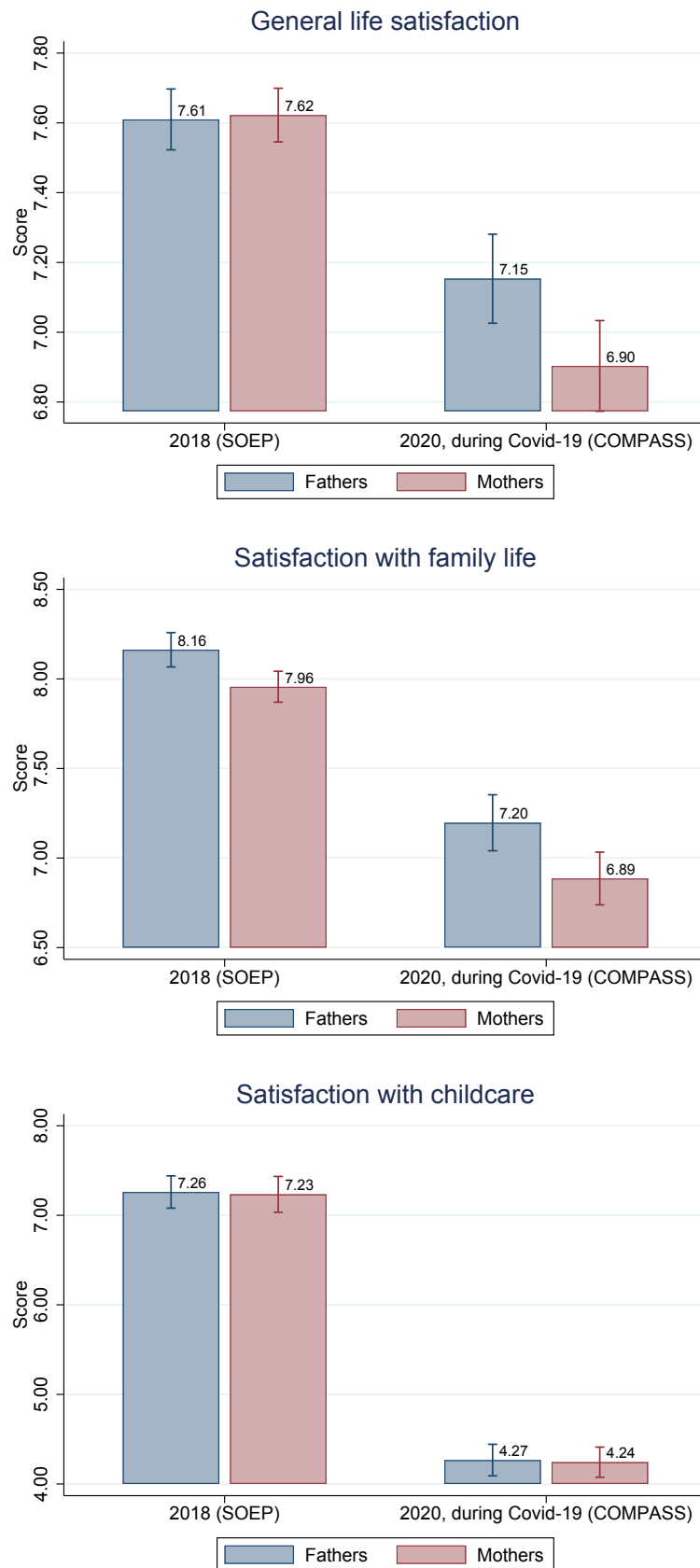
Source: Own calculations based on infratest dimap COMPASS and SOEP v35.

Figure 5. Satisfaction by age of the youngest child in the household before and during the Covid-19 pandemic



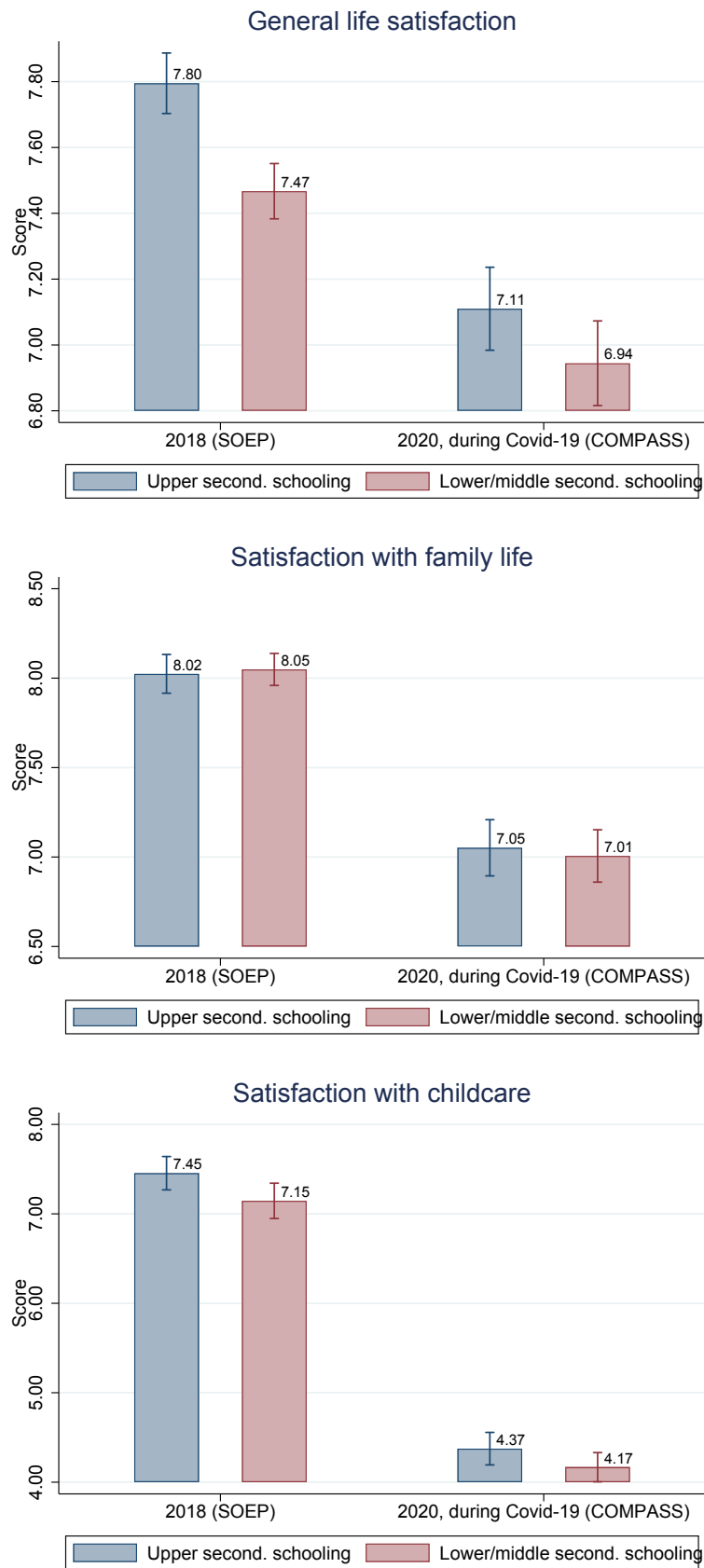
Source: Own calculations based on infratest dimap COMPASS and SOEP v35.

Figure 6. Satisfaction of mothers and fathers with children below age 16 years living in the household



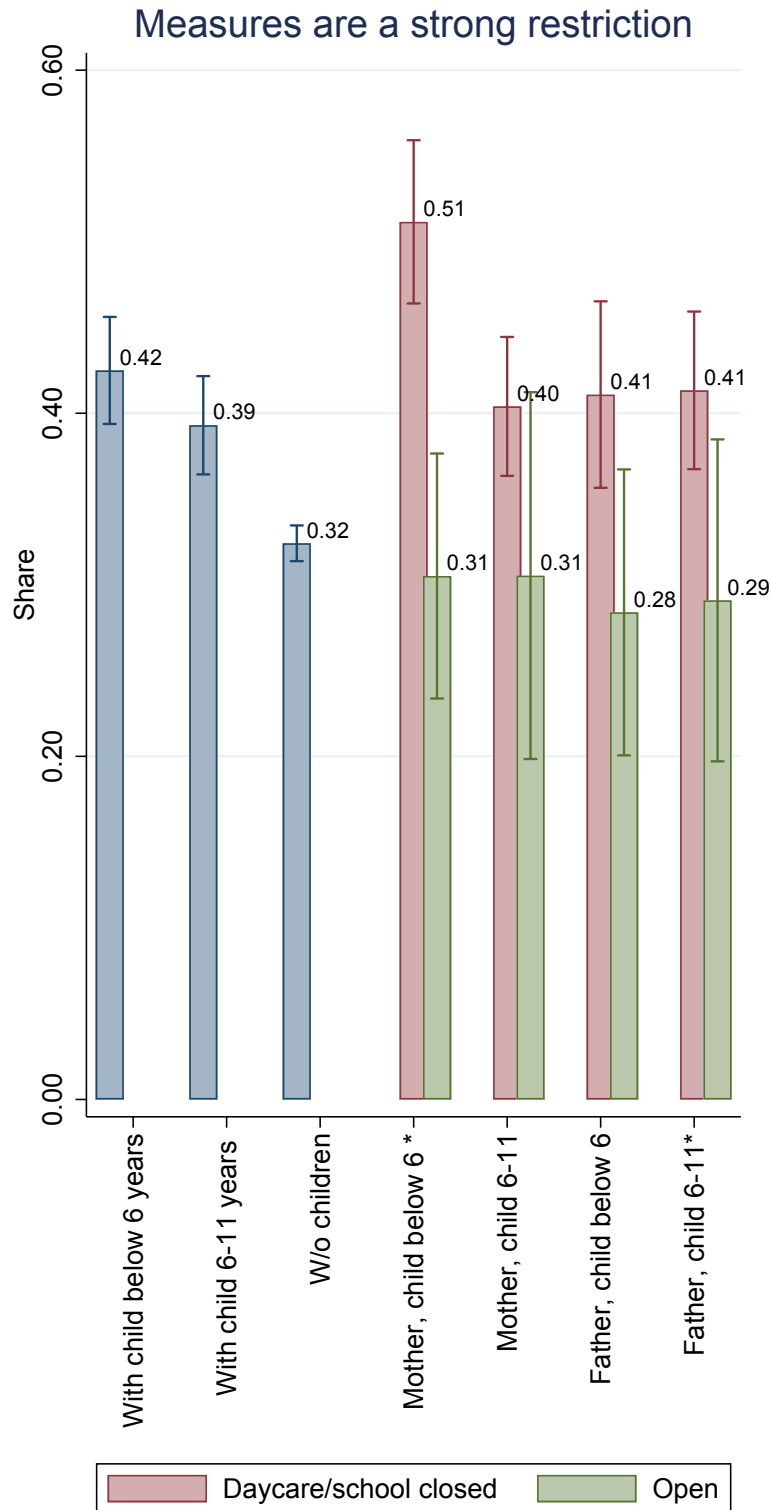
Source: Own calculations based on infratest dimap COMPASS and SOEP v35.

Figure 7. Satisfaction by education of parents



Source: Own calculations based on infratest dimap COMPASS and SOEP v35.

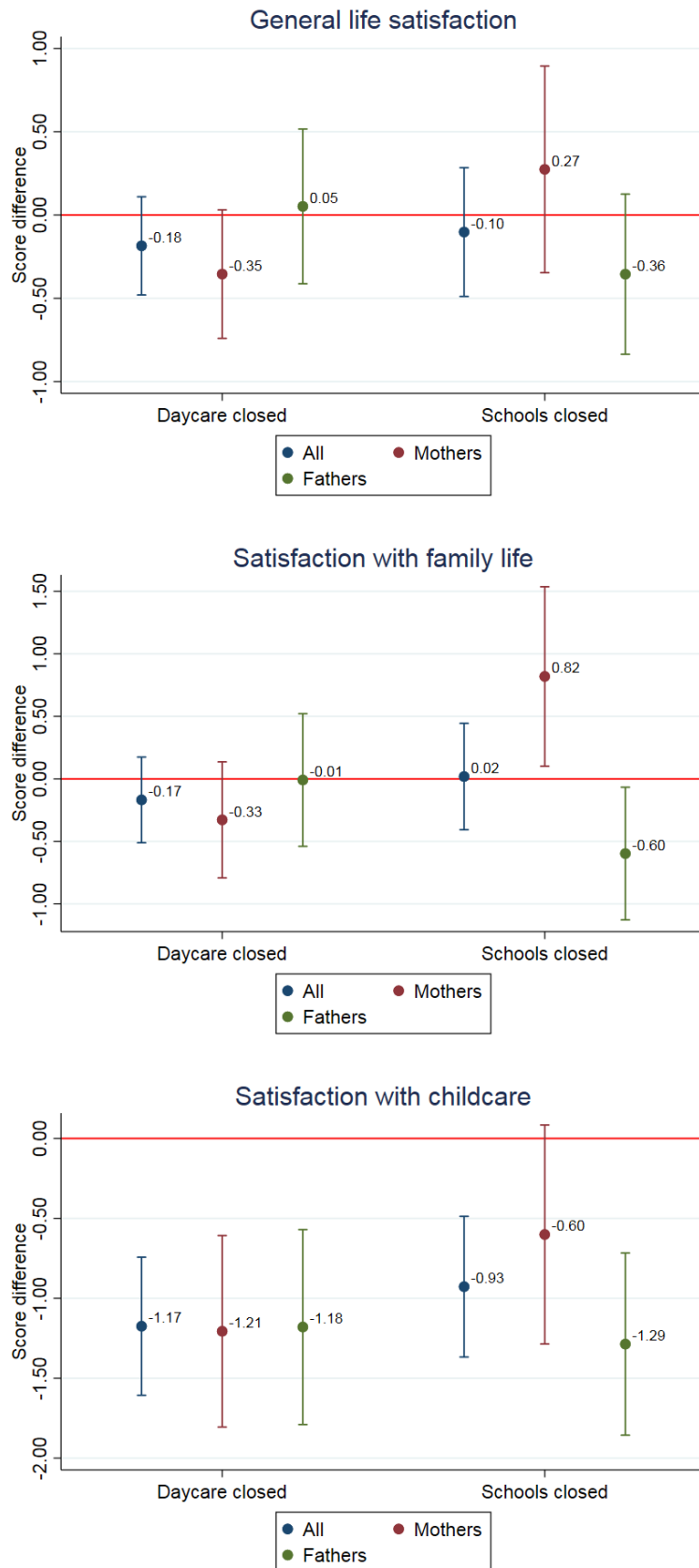
Figure 8. Measures taken to contain Covid-19 perceived as a strong restriction



Notes: Are public measures taken to contain Covid-19 perceived as a strong restriction? We first show general agreement to this question by age of the youngest child in the household, and then differentiate by gender and whether the person reports to be affected by daycare and school closures. \* shows statistically significant group differences at a  $p$ -value < 0.05%.

Source: Own calculations based on infratest dimap COMPASS.

Figure 9. Differences in satisfaction by day care and school closures

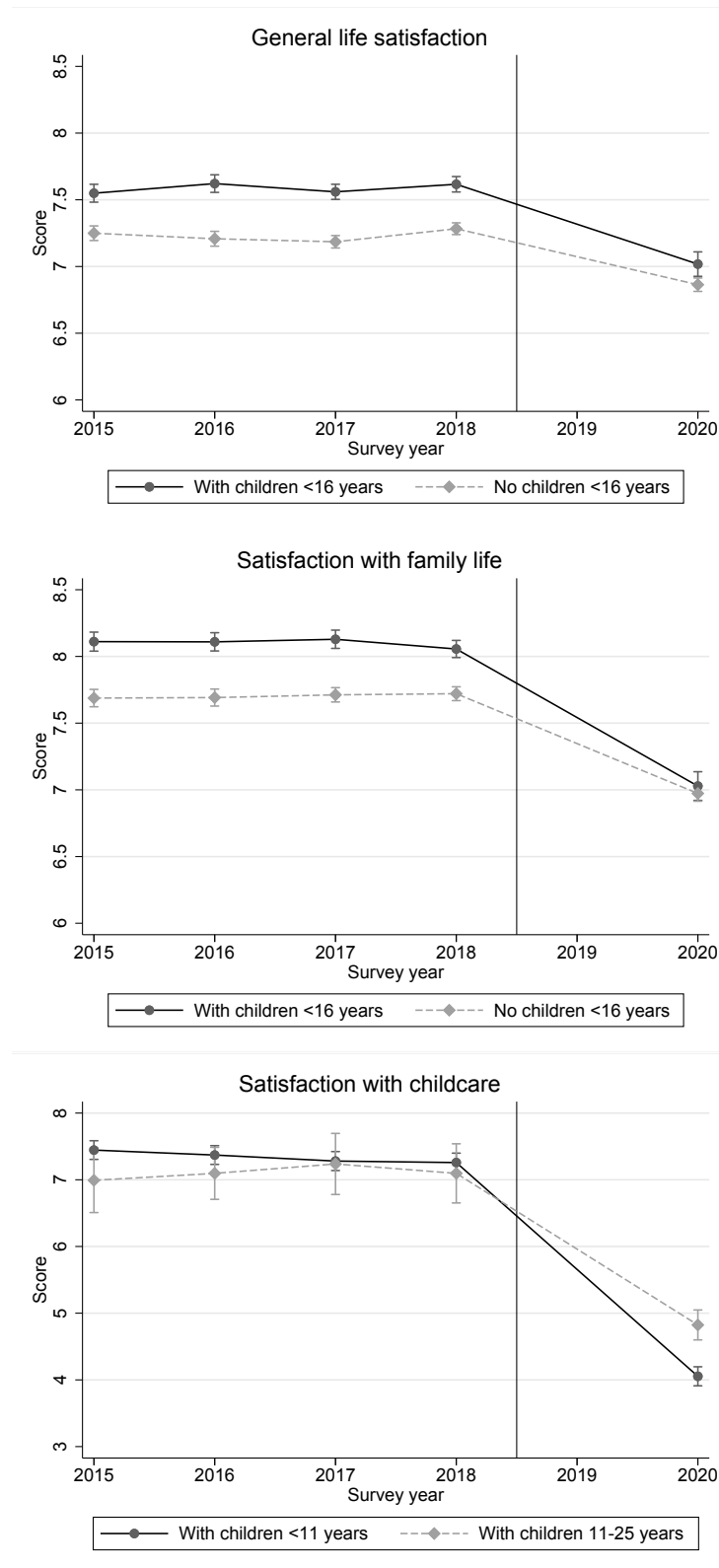


Notes: The model includes control variables for federal state, household size, age, education, and gender.

Source: Own calculations based on infratest dimap COMPASS.



Figure 10. Satisfaction of individuals with and without children of specific ages in the household, 2015-2020



*Notes:* The figure shows a common trend in average satisfaction scores for 2015-2018 (based on SOEP) for individuals with and without children of specific ages in the household. Data for 2020 refer to COMPASS data collected during the Covid-19 pandemic. Data is weighted by individual weights.

*Source:* Own calculations based on infratest dimap COMPASS and SOEP v35.

## Appendix

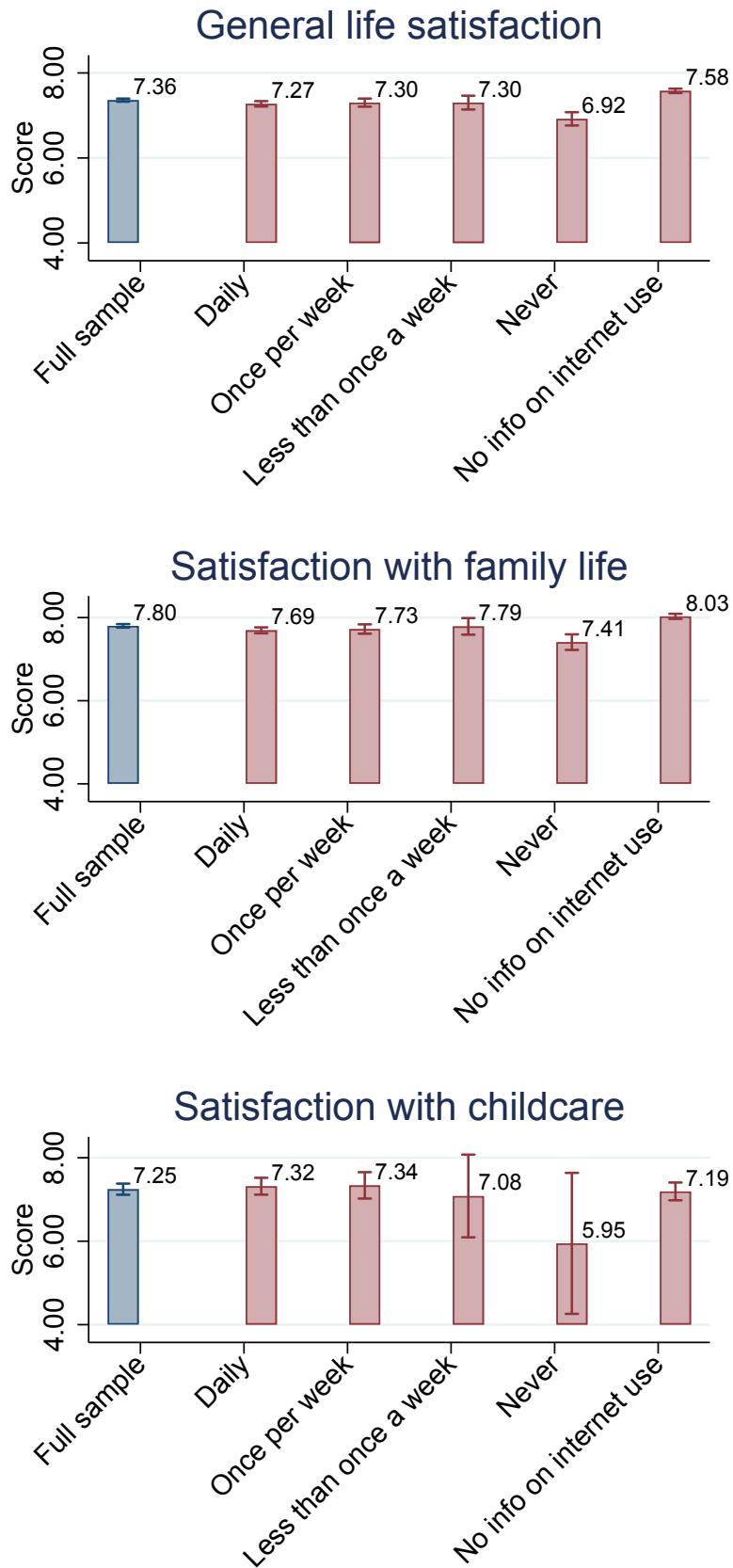
Table A.1: Internet use of individuals in the SOEP data

	Mean	(s.d.)
No information on internet use	0.36	(0.48)
<i>With information on internet use</i>		
Daily use	0.59	(0.49)
At least once a week	0.23	(0.42)
At least once a month or less	0.07	(0.25)
Never	0.12	(0.32)

*Notes:* The table shows descriptive statistics of the use of the internet of respondents in German Socio-Economic Panel with information on life satisfaction in 2018. Data is weighted with individual weights. Information on internet use results from specific survey questions in 2003, 2008 and 2013 (latest available information considered).

*Source:* Own calculations based on SOEP v35.

Figure A.1. Satisfaction by internet usage in the SOEP



Source: Own calculations based on SOEP v35.