

Wardhono, Adhitya; Modjo, Mohamad Ikhsan; Utami, Eka Wahyu

**Working Paper**

## The role of credit guarantee schemes for financing MSMEs: Evidence from rural and urban areas in Indonesia

ADBI Working Paper Series, No. 967

**Provided in Cooperation with:**

Asian Development Bank Institute (ADBI), Tokyo

*Suggested Citation:* Wardhono, Adhitya; Modjo, Mohamad Ikhsan; Utami, Eka Wahyu (2019) : The role of credit guarantee schemes for financing MSMEs: Evidence from rural and urban areas in Indonesia, ADBI Working Paper Series, No. 967, Asian Development Bank Institute (ADBI), Tokyo

This Version is available at:

<https://hdl.handle.net/10419/222734>

**Standard-Nutzungsbedingungen:**

Die Dokumente auf EconStor dürfen zu eigenen wissenschaftlichen Zwecken und zum Privatgebrauch gespeichert und kopiert werden.

Sie dürfen die Dokumente nicht für öffentliche oder kommerzielle Zwecke vervielfältigen, öffentlich ausstellen, öffentlich zugänglich machen, vertreiben oder anderweitig nutzen.

Sofern die Verfasser die Dokumente unter Open-Content-Lizenzen (insbesondere CC-Lizenzen) zur Verfügung gestellt haben sollten, gelten abweichend von diesen Nutzungsbedingungen die in der dort genannten Lizenz gewährten Nutzungsrechte.

**Terms of use:**

*Documents in EconStor may be saved and copied for your personal and scholarly purposes.*

*You are not to copy documents for public or commercial purposes, to exhibit the documents publicly, to make them publicly available on the internet, or to distribute or otherwise use the documents in public.*

*If the documents have been made available under an Open Content Licence (especially Creative Commons Licences), you may exercise further usage rights as specified in the indicated licence.*



<https://creativecommons.org/licenses/by-nc-nd/3.0/igo/>



**ADB Working Paper Series**

**THE ROLE OF CREDIT GUARANTEE  
SCHEMES FOR FINANCING MSMEs:  
EVIDENCE FROM RURAL AND  
URBAN AREAS IN INDONESIA**

---

Adhitya Wardhono,  
Mohamad Ikhsan Modjo,  
and Eka Wahyu Utami

No. 967  
June 2019

**Asian Development Bank Institute**

Adhitya Wardhono is a Lecturer and Researcher at the Faculty of Economics and Business of the University of Jember, Indonesia. Mohamad Ikhsan Modjo is Chief Technical Advisor and Head of the UNDP Innovative Financing Lab, United Nations Development Program, Indonesia. Eka Wahyu Utami is a Researcher at the University of Jember, Indonesia.

The views expressed in this paper are the views of the author and do not necessarily reflect the views or policies of ADBI, ADB, its Board of Directors, or the governments they represent. ADBI does not guarantee the accuracy of the data included in this paper and accepts no responsibility for any consequences of their use. Terminology used may not necessarily be consistent with ADB official terms.

Working papers are subject to formal revision and correction before they are finalized and considered published.

The Working Paper series is a continuation of the formerly named Discussion Paper series; the numbering of the papers continued without interruption or change. ADBI's working papers reflect initial ideas on a topic and are posted online for discussion. Some working papers may develop into other forms of publication.

Suggested citation:

Wardhono, A., M. I. Modjo, and E. W. Utami. 2019. The Role of Credit Guarantee Schemes for Financing MSMEs: Evidence from Rural and Urban Areas in Indonesia. ADBI Working Paper 967. Tokyo: Asian Development Bank Institute. Available: <https://www.adb.org/publications/role-credit-guarantee-schemes-financing-msmes-indonesia>

Please contact the authors for information about this paper.

E-mail: [adhitya.wardhono@unej.ac.id](mailto:adhitya.wardhono@unej.ac.id); [mohamad.modjo@undp.org](mailto:mohamad.modjo@undp.org);  
[ekawahyu295@gmail.com](mailto:ekawahyu295@gmail.com)

Asian Development Bank Institute  
Kasumigaseki Building, 8th Floor  
3-2-5 Kasumigaseki, Chiyoda-ku  
Tokyo 100-6008, Japan

Tel: +81-3-3593-5500  
Fax: +81-3-3593-5571  
URL: [www.adbi.org](http://www.adbi.org)  
E-mail: [info@adbi.org](mailto:info@adbi.org)

© 2019 Asian Development Bank Institute

**Abstract**

Micro, small, and medium-sized enterprises (MSMEs) play a significant role in the Indonesian economy, however most MSMEs have difficulties in accessing finance. The Credit Guarantee Scheme (CGS) is a popular program for guaranteeing bank lending to MSMEs by the government. The objective of this research is to evaluate and compare the performance of the CGS in rural and urban areas of Indonesia. The data used in this research are from the Indonesian Family Life Survey (IFLS) 2007 and 2014. We looked at the role of microfinance as a bridge for MSMEs to access credit, however our results show that this role does not function optimally for MSMEs that have no credit guarantee. MSMEs that do not have a credit guarantee do not have much opportunity to access credit from formal microfinance institutions. In addition, MSMEs in rural areas have significantly fewer opportunities to gain access to credit from formal institutions than MSMEs in urban areas.

**Keywords:** microfinance institution, micro, small, and medium-sized enterprise, financial inclusion, collateral, Indonesian Family Life Survey

**JEL Classification:** G21, G23, O12, R20

## Contents

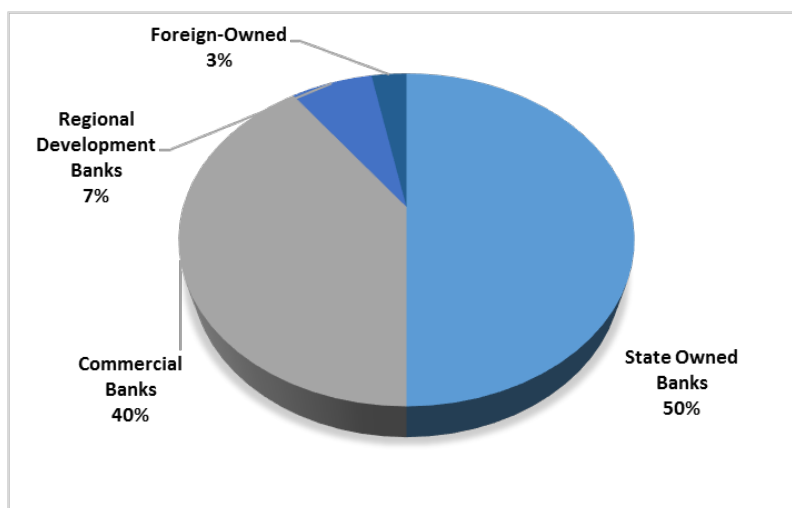
1.	INTRODUCTION .....	1
2.	ACCESS TO FINANCE FOR MSMES IN INDONESIA.....	3
2.1	Bank Financing for MSMEs in Indonesia.....	3
2.2	Financing from Islamic Institutions .....	4
2.3	The Government Credit Program .....	4
2.4	Historical Trend and Current Status of MSME Credit Guarantee Scheme in Indonesia.....	5
3.	METHODOLOGY AND DATA .....	7
3.1	Description of Data .....	7
3.2	Econometric Model.....	8
3.3	Description of the Methodology .....	9
4.	EMPIRICAL RESULTS.....	11
4.1	Impact on Government Policies .....	20
5.	CONCLUSIONS AND POLICY RECOMMENDATIONS .....	21
	REFERENCES .....	23

## 1. INTRODUCTION

The existence of micro, small, and medium-sized enterprises (MSMEs) has become an important aspect of Asian economies. In Indonesia, MSMEs have underpinned the national economy, constantly increasing their contribution to gross domestic product (GDP). As of the end of 2013, 57.9 million MSMEs operated in Indonesia, accounting for 99.9% of all enterprises, with a 2.4% annual growth in number. According to the 2011 data, primary industry (agriculture, forestry, and fisheries) accounted for 48.8% of MSMEs, followed by trade (28.8%) as a combined figure of the wholesale and retail trade and the hotel and restaurant sector. The sector composition of SMEs in Indonesia has not changed for a long time. The MSME sector comprised 114.1 million employees or 97% of the total workforce in the country, with 6% annual growth, in 2013. Although economic growth has been sluggish since 2011, the MSME sector has underpinned the national economy, with a constantly increasing contribution to GDP in the country. In 2013, MSMEs' contribution to GDP was 60.3% (ADB 2015). MSMEs also play an important role in the village economy and employ local labor as well as providing opportunities to develop business skills (Tambunan 2006; Hill 2001; Hayashi 2002; Huda 2012), and in Indonesia this is also the case and the contribution of MSMEs to the rural and village economy is significant.

Arunagiri et al. (2015) and González-Loureiro and Pita-Castelo (2012) stated that MSMEs have a significant correlation with the increase of GDP. In addition, Liang et al. (2017) and Selcuk (2001) showed that MSMEs can contribute to addressing the employment problem. However, MSMEs still face external barriers in terms of financial problems due to bad access to formal financial sources (Schmitz 1982; Hayashi 2002; Yoshino and Taghizadeh-Hesary 2017).

**Figure 1: MSME Funding Sources in Indonesia**



Source: Bank Indonesia (2017).

The performance of MSMEs depends on adequate funding (Ganbold 2008). As can be seen in Figure 1 the highest MSME credit fund in 2014 was generated from the state-owned banks, reaching 50% because of the loan relief scheme through the People's Business Credit Program (*Kredit Usaha Rakyat* (KUR)) (Bank Indonesia 2015). KUR is a government program that supports MSMEs in the form of a credit policy for individual

or business entities or groups that are productive and feasible, but do not yet have collateral or their collateral is not enough.

Another contribution of 40% comes from commercial banks because most credit is still focused on consumption factors instead of productive sectors (*Otoritas Jasa Keuangan* 2017). In addition, the Regional Development Bank (BPD) and foreign banks provide credit of as much as 7% and 3%, respectively. Credit given to MSMEs amounts to only 12% of all loans (Bank Indonesia 2014; Suryani 2015).

One of the major challenges of MSME financing that banks are facing is how to control nonperforming loans (NPLs) to MSMEs. Generally, MSMEs are weaker in terms of management skills, financial background, and human capital than large enterprises, and hence loans to MSMEs inherently involve a higher credit risk. In addition, because of the asymmetry of information that exists between MSMEs and banks it is usually difficult for banks to distinguish healthy MSMEs from risky ones. Therefore, on average, the NPL ratio in the MSME sector is higher than in the large enterprise sector.

The Central Bank of Indonesia set the limit of the NPL ratio target at 5%. However, according to Bank Indonesia (2016), for MSME the NPL ratio exceeds this 5% limit. Based on business scale, small businesses recorded the highest gross NPL ratio at 5.35%, followed by medium enterprises (5.01%) and micro enterprises (2.75%). Based on bank group,<sup>1</sup> however, BUKU 2 banks posted the highest gross NPL ratio for MSME loans at 8.29%, followed by BUKU 1 banks (5.55%), BUKU 3 banks (5.09%), and BUKU 4 banks (3.37%). The problem Indonesia is facing now is the high NPL ratio, which comes mainly from the regional banks. Bank Indonesia is in the process of improving its regional bank performance, especially in dealing with micro enterprises.

To mitigate risks associated with lending to SMEs, the government established the Credit Guarantee Scheme (CGS) (Stiglitz and Weiss 1981; Boocock and Shariff 2005; Saadani, Arvai, and Rocha 2011; Yoshino and Taghizadeh-Hesary 2018). One important policy recommendation to mitigate the NPL ratio for MSMEs is the introduction of countermeasures against moral hazard such as a decrease of the guarantee coverage against banks whose NPL ratio exceeds a certain level.

Indonesia has operated the Credit Guarantee Scheme for more than 40 years along with several credit guarantee corporations both from the private sector and the government, such as the Indonesian Entrepreneurs Credit Guarantee (PKPI), Indonesia Credit Insurance (ASKRINDO), Public Company Jamkrindo and Jamkrida (Bank Indonesia 2010; Suryani 2015). However, the performance and the target of this scheme are still questionable. In 1998, approximately 75% of loans failed despite being protected by the credit guarantee corporation in Indonesia (Hiemann and Noorjaya 2001). In contrast, the studies by Graham (2004), Boocock and Shariff (2005), Riding, Maidill, and Haines (2007), and Zecchini and Ventura (2009) argued that such a credit guarantee scheme is effective. Nevertheless, credit has become a support for MSME activity, mainly for investment financing and capital goods (Liang et al. 2017; Quartey et al. 2017). Several studies on MSMEs have focused on the access to credit. Surveys conducted by the OECD found that MSMEs are facing difficulties in gaining access to credit. Moreover, the surveys emphasize that collateral is the most significant barrier (World Bank 2012). The Credit Guarantee Scheme (CGS) is one of the solutions for overcoming barriers to accessing credit for MSMEs. The scheme reduces banking risks in the distribution of credit to MSMEs, which means that the banks have applied their prudential principles.

---

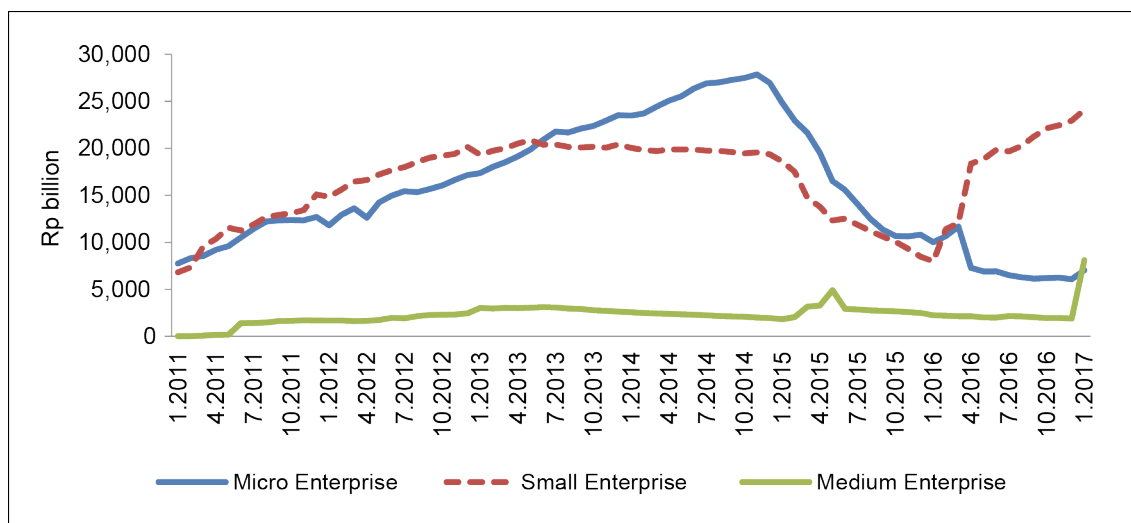
<sup>1</sup> There are four categories in the Indonesian banking sector (BUKU) based on the size of their core capital. For more information, see page 20 of: [https://www.ey.com/Publication/vwLUAssets/EY-the-indonesian-banking-industry-unfolding-the-opportunity/\\$FILE/EY-the-indonesian-banking-industry-unfolding-the-opportunity.pdf](https://www.ey.com/Publication/vwLUAssets/EY-the-indonesian-banking-industry-unfolding-the-opportunity/$FILE/EY-the-indonesian-banking-industry-unfolding-the-opportunity.pdf) (accessed 3 November 2018).

This research aims to reveal the effectiveness of the CGS by using several vector variables of MSMEs to demonstrate how good their opportunities are to gain access to credit from financial institutions by performing a comparison analysis for rural and urban MSMEs in Indonesia.

## 2. ACCESS TO FINANCE FOR MSMEs IN INDONESIA

The credit growth (bank loans) among MSMEs fluctuated between 2011 and 2017. MSME credit is categorized by its scale from micro to small to medium enterprises. The growth of credit is based on scales with different movement patterns. The highest credit in MSMEs occurred in the micro scale with 1,938 billion IDR in November 2014 compared to the previous period with 1,937 billion IDR. However, after the period of 2014 to 2017 the credit growth in micro-scale enterprises experienced an inclination trend. This was caused by a decrease of credit for the micro scale from banks. It is indicated by the increasing credit demand for small sector enterprises in nonbank institutions (Figure 2).

**Figure 2: The Credit Position in MSMEs Based on Their Business Scale in Commercial Banks in 2011–2017**



Source: Otoritas Jasa Keuangan (2017).

### 2.1 Bank Financing for MSMEs in Indonesia

The conventional banking system is the main source of financing MSMEs in Indonesia. Against a backdrop of weaker intermediation, MSME credit growth accelerated from 6.8% (YOY) in 2015 to 8.0% in 2016 (YOY). The surge of MSME loans originated primarily from People’s Business Loans (KUR) due to the government’s interest rate subsidy scheme. Nominally, lending to micro, small, and medium enterprises (MSMEs) in the first semester of 2016 reached IDR 827.3 trillion, accounting for 19.7% of all disbursed bank loans. The growth of MSME investment loans increased from 9.2% (YOY) in the second semester of 2015 and 7.8% (YOY) in the first semester of 2015 to 9.6% (YOY) in the reporting period. Meanwhile, working capital loans accelerated slightly to 7.8% (YOY) from 7.6% (YOY) in the previous semester.



Stronger MSME credit growth affected several economic sectors as the demand for financing increased and public purchasing power improved. MSME credit growth accelerated in the wholesale and retail sector, increasing to 12.5% (YOY) from 11.6% (YOY) in the second semester of 2015 and 8.7% (YOY) one year earlier. Similarly, in the construction and real estate sectors, MSME credit growth accelerated respectively from 5.4% (YOY) and 9.3% (YOY) in the second semester of 2015 to 8.0% (YOY) and 11.7% (YOY). Conversely, both the agricultural and forestry sector and the manufacturing industry sector experienced slower MSME credit growth, decelerating respectively from 12.0% (YOY) and 10.0% (YOY) to 9.8% (YOY) and 5.3% (YOY). A significant change in the climate, which undermined production due to a delayed planting season, affected MSME credit growth in the agricultural and forestry sector, while low demand for goods and services in the manufacturing industry sector also eroded MSME credit growth (Bank Indonesia 2016).

## 2.2 Financing from Islamic Institutions

Besides financing from conventional banks, sharia banks (Islamic banks) also have a strategic role in developing MSMEs. Sharia banks are one of the financial resources for micro, small, and medium enterprises (MSMEs). They have a strategic position as a financial source for MSMEs. The position of sharia banks in MSMEs has increased compared to that of non-MSME financing. This proves that the role of sharia banks is highly significant in financing MSMEs for investment and working capital (Bank Indonesia 2016). Empirically, in 2016, the total financing of sharia banks was higher than for non-sharia banks. This was due to the sharia banks targeting in particular MSMEs in agriculture, fisheries, and plantation. In addition, the government also applies an unstrict requirement policy for financing by sharia banks.

Meanwhile, the risk of problem loans among sharia banks, which are also known as “nonperforming loans,” indicated a critical situation, as mentioned in the notification issued by the Central Bank of Indonesia Number 17/19/DPUM Year 2015 stating that nonperforming financing (NPF) in sharia banks for MSMEs has a limit of 5%. Empirically, sharia banks’ NPF exceeded the maximum limit as set by the Central Bank of Indonesia. This can be seen from the sharia banks’ NPF movement from 2014 to 2017, which was above 5%. This occurred as a result of sharia banks’ optimism in regard to financing MSMEs.

## 2.3 The Government Credit Program

In addition to issues on the domestic market, MSMEs are also affected by export challenges and are always looking for export credit. Recently, Indonesia has faced an open international trade. This provides an opportunity to gain market access and to increase the nation’s reserves. Further, it also affects MSME sectors to meet global economy challenges. Meanwhile, MSMEs still face obstructions related to capital and market access. The government has tried its best to provide alternatives to solve the problems by offering support through financing facilities provided by banks and nonbank institutions. The support for financing MSMEs is manifested by allocating a budget for credit guarantee, namely People’s Business Credit (KUR).

KUR is a credit for MSMEs and cooperatives that have not received credit or financing from banks or through the Government Credit Program (Bank Indonesia 2017). Table 1 presents empirical evidence that the KUR program has successfully increased the financial access for MSMEs to banks and nonbanks. The development of MSME credit in commercial banks has increased as shown by the increase in MSME credit from 526.3

trillion IDR in 2012 to 671.7 trillion IDR in 2014 (Bank Indonesia 2015). The credit facility was mostly used for working capital credit of 73% and for investment of 27% (Otoritas Jasa Keuangan 2015).

**Table 1: Summary of MSME Policy in Indonesia**

Policy Objectives	Form of Regulations	Details of Policy
Access broadening for financing MSMEs	Regulation of Central Bank of Indonesia Number 17/12 /PBI/ 2015	– Bank credit financing limit for MSMEs at no less than 5% in 2015, 10% in 2016, 15% in 2017, and 20% since 2018
	The agreement note of the Ministry of Cooperatives and MSMEs since 2008	– KUR Provision <ul style="list-style-type: none"> <li>• Reduction of interest rates of KUR from 22% to 12%</li> </ul>
Supporting MSME exports	Subsidy for the loan interest through the Indonesia Export Financing Institution (LPEI)	– Provision of loans and credit for working capital with lower interest rates than commercial interest rates

Source: Bank Indonesia (2017), Ministry of Cooperatives and MSMEs, Ministry of Finance (2017).

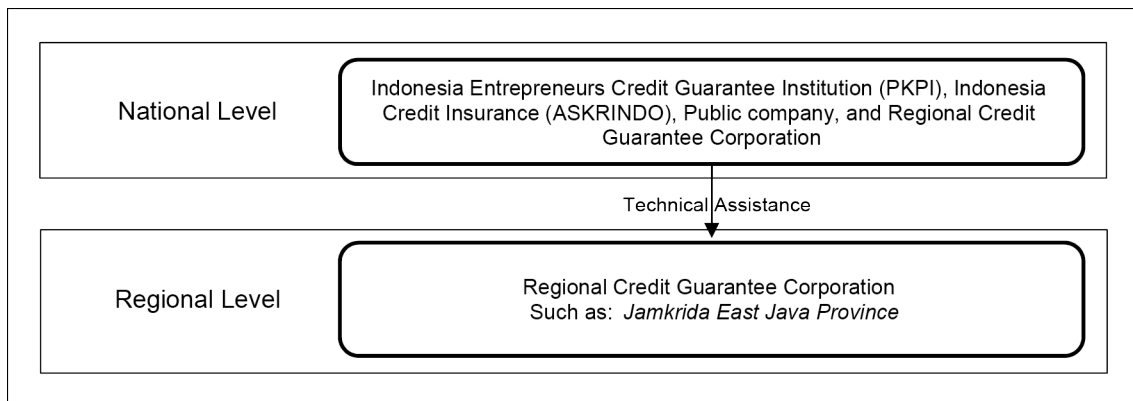
Besides the KUR issued by the government through interest subsidies, also by the government, Bank Indonesia also provides broad access to financing through the regulation of Bank Indonesia Number 17/12/PBI/2015. The regulation arranges the minimum amount of credit provided by the banks for MSMEs. The minimum amount of credit for MSMEs was 5% in 2015, 10% in 2016, and 15% in 2017, and has been 20% since 2018. Basically, it should be expected to overcome the financing problems faced by MSMEs. The government also attempted to provide financing for MSMEs with export businesses through an interest rate subsidy by the Indonesia Export Financing Institution (LPEI). The LPEI offers loans or working capital credit with lower interest rates than commercial interest rates.

## 2.4 Historical Trend and Current Status of MSME Credit Guarantee Scheme in Indonesia

To obtain credit, MSMEs face barriers in terms of the amount of credit and collateral. There are several conditionally feasible MSMEs, but they still face difficulties in fulfilling the requirements for credit submission to the bank (Bank Indonesia 2010). The problems initiated the establishment of the credit guarantee scheme. The Credit Guarantee Scheme is a program used to support the financial development in MSMEs both in developing and developed countries (Cowling 2010). The guarantee companies, according to the regulation of the Ministry of Finance Number 222/PMK.010/2008 and Number 99/PMK.010/2011, are legal financial institutions performing guarantee activity.

Credit guarantee is an attempt to reduce loss on bad credit. The Credit Guarantee Scheme, or CGS, is designed to support financial development for micro, small, and medium enterprises that find it difficult to obtain assistance from financial institutions. Therefore, the CGS's objective is to reduce the credit risk of MSMEs. The program insures loan payments, either partially or the whole payment, to encourage creditors to provide credit for those enterprises that are unable to access loans under normal conditions.

**Figure 3: Credit Guarantee Scheme for MSMEs in Indonesia**



Source: Bank Indonesia (2010).

Recently, Indonesia has developed credit scheme institutions at the national level such as the Indonesia Entrepreneur Credit Guarantee Institution (PKPI), Indonesia Credit Insurance (PT. ASKRINDO), the Indonesia Credit Guarantee Corporation (Perum Jamkrindo), and the Regional Credit Guarantee Corporation (Perum Jamkrida). At the province level, credit guarantee institutions are available and function by controlling and reporting to the central institution. In their practices, the credit guarantee institutions use two credit guarantee schemes, namely Conditional Automatic Cover (CAC) and Case by Case (CBC). In the first scheme, CAC, the guarantee can be accomplished after an agreement between banks and credit guarantee institutions is made. For instance, Perum Jamkrindo and PT. ASKRINDO have accepted bank proposals with a return payment of 50% to 80% from the total loan. In the second scheme, CBC, proposals can be made either by the bank or the debtor individually. The amount of the guarantee depends on the risk of the debtor’s business.

The Credit Guarantee Scheme (CGS) is a solution provided by the government to overcome such problems (Boocock and Shariff 2005). The CGC objectives in Indonesia are to both participate in and encourage the implementation of a policy and government program both in the economy sector and in terms of national development by providing loans from credit guarantee institutions for MSMEs (Li and Lin 2017; Saito and Tsuruta 2014). Credit guarantee is a financing mechanism performed by banks in managing risks. Indonesia has several credit guarantee institutions including Indonesia Entrepreneur Credit Guarantee (PKPI), Indonesia Credit Insurance (PT. ASKRINDO), the Indonesia Credit Guarantee Corporation (Perum Jamkrindo), and the Regional Credit Guarantee Corporation (Jamkrida), with two schemes, CAC and CBC.

The CGS policy implementation is considered effective in increasing MSME growth (Gai, Ielasi, and Rossolini 2016; Zhang and Ye 2010). In line with this, A S. and Kalu C. (2014), Gurmessa and Ndinda (2012), and Yamori (2015) explain that the CGS can be effective in terms of guarantee transaction cost, the ability to pay the insurance premium to cover transaction cost, the amount of discount, and the degree of recovery. A common indicator to assess debtors’ performance is additionality, which consists of financial additionality (FA) and economic additionality (EA). Then, the real parameter from the creditors’ performance participation is the number of claims (Jonsson 2009; Uesugi, Sakai, and Yamashiro Guy M., 2010). In addition, Liang et al. (2017) and Saadani, Arvai, and Rocha (2011) also support the implementation of CGS policy in conducting MSME financing. Basically, CGS plays a crucial role in the MSME financing pattern.

### 3. METHODOLOGY AND DATA

#### 3.1 Description of Data

The efficiency of the CGS as an attempt to solve problems in MSME capital is different in rural and urban areas in Indonesia. The performance differences in rural and urban areas are the focus of the analysis in this research. The methodology and data subsection discusses the research design, starting with the data application from the Indonesian Family Life Survey (IFLS). The application of IFLS data is aimed at revealing in detail the characteristics of owners, firms, and loans in rural and urban areas. In addition, a probit analysis tool is employed to solve the problem of the research.

This research uses data obtained from the IFLS. The IFLS provides longitudinal data showing the socioeconomic and household conditions in Indonesia. IFLS data in 1993 comprised 83% or approximately 7,000 households and 33,000 individuals from the total population in Indonesia living in 13 out of 27 provinces in the country (North Sumatra, West Sumatra, South Sumatra, Lampung, Bali, West Nusa Tenggara, South Kalimantan, South Sulawesi, and all provinces on the island of Java). IFLS surveys were carried out in 1993, 1997, 2000, 2007, and 2014. The development of sample numbers from 1993 to 2014 is displayed in Table 2. The IFLS data used in this research include cross-section and panel data. The cross-sectional data used consist of data from IFLS 4 and IFLS 5. Meanwhile, the panel data comprise a combination of data from IFLS 4 and IFLS 5.

**Table 2: The Development of IFLS Samples**

IFLS/Year	Number of Households	Number of Individuals	Executors
IFLS1/1993	7,200	22,000	RAND Corporation, LD-FEUI
IFLS2/1997	7,600	25,000	RAND Corporation, LD-FEUI
IFLS3/2000	10,400	31,000	RAND Corporation, PSKK UGM
IFLS4/2007	13,500	43,500	RAND Corporation, Survey Meter, PSKK UGM
IFLS5/2014	15,000	50,000	RAND Corporation, Survey Meter

Source: Survey Meter (2017).

Sources of capital for MSMEs in the form of credit remain the biggest problem in Indonesia. This research aims to propose credit as the solution to this problem. It is expected that the result will provide a policy recommendation that can be implemented by the government. The research used data from the IFLS and applied three schemes. The first scheme was applied to uncover the relation of MSME all financial institution in Indonesia. The second and third scheme aim to reveal the details of credit distribution to enterprises carried out by financial institutions both in urban and rural areas. Each scheme employed three approaches to the data. The approaches were applied to cross-sectional IFLS 4 and IFLS 5 data, and panel data.

### 3.2 Econometric Model

The correlation between MSMEs and financial institutions can be found by modifying the research by Parinduri (2014) and Vial (2011).

$$\begin{aligned} \text{Types of Financial Institutions} = \\ f(\text{firm characteristics; owner characteristics; loan characteristics}) \end{aligned} \quad (1)$$

Equation (1) is transformed with equation (2) and equation (3)

$$\begin{aligned} FI_i = a_1 + a_2Ow_i + a_3Op_i + a_4Sec_i + a_5Prof_i + a_6Cap_i + a_7Build_i \\ + a_8Gen_i + a_9Educ_i + a_{10}Place_i + a_{11}Loans_i + a_{12}Coll_i + \varepsilon_i \end{aligned} \quad (2)$$

$$\begin{aligned} FI_{it} = a_1 + a_2Ow_{it} + a_3Op_{it} + a_4Sec_{it} + a_5Prof_{it} + a_6Cap_{it} + a_7Build_{it} + \\ a_8Gen_{it} + a_9Educ_{it} + a_{10}Place_{it} + a_{11}Loans_{it} + a_{12}Coll_{it} + \varepsilon_{it} \end{aligned} \quad (3)$$

Equations (2) and (3) explain that the corporation characteristics are proxied with the ownership of an MSME (Ow), operation (Op), MSME sector type (Sec), MSME profit (Prof), capital (Cap), and the establishment of an MSME (Build). Further, the owner characteristic variable can be seen from the use of the gender variable (Gen), education (Educ), place (Place), and loan characteristics with the amount of loan (Loans), collateral (Coll) and can reveal the description of credit distribution in financial institutions. Credit distribution in Indonesia has several resources, such as banks, nonbank financial institutions, and informal financial intermediaries. The differences between equations (2) and (3) lie in the use of data. Equation (2) uses IFLS 4 and IFLS 5 data of a cross-sectional type. The use of IFLS 4 and IFLS 5 in equation (2) with a cross-sectional data aims to show the role of financial institutions in relation to MSMEs in Indonesia. On the other hand, equation (3) employs panel data. The second and third scheme aim to look closely at the distribution of credit by the financial institutions to develop MSMEs in urban and rural areas. The model applied in the research to answer the problems can be seen in the following equations:

- Research model of credit distribution in rural area

$$FI_{rural} = f(\text{Loan; Collateral; profit}) \quad (4)$$

$$FI_{rural_i} = a_1 + a_2Loan_i + a_3Coll_i + a_4Prof_i + e_i \quad (5)$$

$$FI_{rural_{it}} = a_1 + a_2Loan_{it} + a_3Coll_{it} + a_4Prof_{it} + e_{it} \quad (6)$$

- Research Model of Credit Distribution in Urban Area

$$FI_{urban} = f(\text{Loan; Collateral; profit}) \quad (7)$$

$$FI_{urban_i} = a_1 + a_2Loan_i + a_3Coll_i + a_4Prof_i + e_i \quad (8)$$

$$FI_{urban_{it}} = a_1 + a_2Loan_{it} + a_3Coll_{it} + a_4Prof_{it} + e_{it} \quad (9)$$

Equations (4) to (9) are applied to determine how financial institutions distribute credit to MSMEs with the influence of collateral (Coll), the amount of loans (Loans), and the profit obtained (Prof) with rural and urban characteristics in Indonesia. Moreover, equations (5) and (8) use cross-sectional data and equations (6) and (9) use panel data.

### 3.3 Description of the Methodology

The base model equation above was then derived in the form of a probit model. The probit model is one of the cumulative distribution function models applied to data with binomial distribution. The probit model is employed to analyze models containing a dependent variable with a binary variable. The binary variable refers to a phenomenon relying on a latent variable in line with the IFLS data employed in the research. Hence, the research transformation model can be rewritten as follows:

#### 1. Probit model with cross-sectional data

- Probit model of the relation between MSMEs and financial institutions in Indonesia

$$Pi(fi = 0 Xi) = a_1 + a_2Ow_i + a_3Op_i + a_4Sec_i + a_5Prof_i + a_6Cap_i + a_7Build_i + a_8Gen_i + a_9Educ_i + a_{10}Place_i + a_{11}Loans_i + a_{12}Coll_i + \varepsilon_i \quad (10)$$

- Probit model of credit distribution in rural areas

$$Pi(Flrural = 0 X_i) = a_1 + a_2Loan_i + a_3Coll_i + a_4Prof_i + e_i \quad (11)$$

- Probit model of credit distribution in urban areas

$$Pi(Flurban = 0 X_i) = a_1 + a_2Loan_i + a_3Coll_i + a_4Prof_i + e_i \quad (12)$$

#### 2. Probit model with data panel

- Probit model of the relation between MSMEs and financial institutions in Indonesia

$$Pi(fi = 0 X_{it}) = a_1 + a_2Ow_{it} + a_3Op_{it} + a_4Sec_{it} + a_5Prof_{it} + a_6Cap_{it} + a_7Build_{it} + a_8Gen_{it} + a_9Educ_{it} + a_{10}Place_{it} + a_{11}Loans_{it} + a_{12}Coll_{it} + \varepsilon_{it} \quad (13)$$

- Probit model of credit distribution in rural areas

$$Pi(Flrural = 0 X_{it}) = a_1 + a_2Loan_{it} + a_3Coll_{it} + a_4Prof_{it} + e_{it} \quad (14)$$

- Probit model of credit distribution in urban areas

$$Pi(Flurban = 0 X_{it}) = a_1 + a_2Loan_{it} + a_3Coll_{it} + a_4Prof_{it} + e_{it} \quad (15)$$

This research employed one dependent variable with financial institution as the binary variable. There are three binary financial institutional variables: banks, nonbanks, and informal financial intermediaries. Banks as the financial institutions consist of private and state banks. On the other hand, the nonbank institutions comprise cooperatives, agriculture banks, nongovernment institutions, regular society gatherings, small groups of farmers, pawnshops, and others. Informal financial intermediaries include employers, landlords, shop owners, treasuries of village-level organization, loan sharks, and offices where household members work. The use of bank as financial institution, nonbank and informal financial intermediary as the proxy from the financial institutional variable is based on the source of credit for Indonesians to establish the MSME.

The independent variable in this research is MSME vector consisting of company, owner, and credit characteristics. Those three variables are selected to find out the characteristics of the company, owner, and credit to see whether they make it easy for MSMEs to obtain credit from financial institutions. The proxy of company characteristics can be seen from MSME ownership, operation, sector, profit, capital from its beginning, and its development. The owner characteristics variable in this research is determined by gender, education, and the location of respondents: rural or urban areas. The loan characteristics use the amount of loan and the value of collateral.

**Table 3: Definitions of Variables**

	<b>Variable</b>	<b>Note</b>
Dependent Variable	FI	Financial Institution 0=bank 1=non-bank 2=informal financial intermediary
Firm Characteristics	Owner	MSME Ownership 1=Sole ownership 0=Otherwise
	Operating	Operating Inside/Outside home 1=Inside Home 2=Partially inside/outside 0=Outside Home
	Sector	Type of sector from MSMEs 1=Agriculture, Forestry, fisheries, hunting 2=Mining and excavation 3=Electricity, gas and water 4=constructions 5=transportation, Warehouse, communication 6=finance, Insurance, Rentals, properties, Land and company services 7=restaurants, food stalls 8=industry: Food processing and production 9= industry: clothing 10=industry: others 11=sales: books, food 12=services; government 13=services; professionals 14=services; transportation 15=services: others (tailoring, barbershops) 0=otherwise
	Profit	Profit MSME
	Capital	Amount of capital owned by MSME
	Building	The establishment of MSMEs

*continued on next page*

**Table 3** *continued*

	<b>Variable</b>	<b>Note</b>
Owner Characteristics	Gender	Sex of MSME owner 1=Male 0=Female
	Educ	Education of MSME owner 0=uneducated or elementary school dropouts 1=Elementary School 1st Grade 2=Elementary School 2nd Grade 3=Elementary School 3rd Grade 4=Elementary School 4th Grade 5=Elementary School 5th Grade 6=Elementary School 6th Grade 7=Junior High School 1st Grade 8=Junior High School 2nd Grade 9=Junior High School 3rd Grade 10=Senior High School 1st grade 11=Senior High School 2nd grade 12=Senior High School 3rd grade 13=Undergraduate or Diploma 14=Undergraduate 2nd semester 15=Undergraduate 3rd semester 16=Undergraduate 4th, 5th, 6th, and 7th semester 17= Postgraduate 1st semester 18= Postgraduate 2nd semester 19= Postgraduate 3rd semester 20= Postgraduate 4th semester 21= Postgraduate 5th semester 22=Doctorate 4th, 5th, 6th, 7th semester
	Place	Place of MSME owner 1=Rural 0=Urban
Loan Characteristics	Log loans	Log from the value of loans in IDR
	Collateral	MSME Collateral for Loans 1=Use Collateral 0=Do Not Use Collateral

Source: Indonesian Family Life Survey (2007 and 2014).

## 4. EMPIRICAL RESULTS

The government policy to increase the number of MSMEs as a solution to alleviate poverty and increase economy growth increases the number of MSMEs in rural and urban areas in Indonesia. Such a vast development causes risks in terms of funding for MSME businesses. The right funding solution is a credit loan, but this results in the worst situation for the MSME. This is because the number of banks providing loans for MSMEs is still outnumbered. Banks prefer providing credit for consumption sectors.



**Table 4: Determinants of MSMEs in the Financial Institutions in IFLS 2007 and 2014**

Variable	2007			2014		
	Model 1	Model 2	Model 3	Model 1	Model 2	Model 3
	Indonesia	Rural	Urban	Indonesia	Rural	Urban
Owner	0.03 [0.42] (0.67)	–	–	–0.09 [–0.46] (0.64)	–	–
Operating	–0.34* [–2.23] (0.02)	–	–	–0.02 [–0.93] (0.35)	–	–
Sector	–0.01* [–2.27] (0.00)	–	–	–0.01 [–1.57] (0.11)	–	–
Log Profit	0.00 [0.43] (0.67)	0.01 [0.09] (0.92)	0.01 [0.79] (0.42)	–0.012 [–0.66] (0.50)	–0.00 [–0.02] (0.98)	–0.03 [–1.52] (0.12)
Log Modal	0.00 [0.10] (0.91)	–	–	–0.02* [–2.17] (0.03)	–	–
Building	0.00 [0.09] (0.93)	–	–	–0.00 [1.07] (0.28)	–	–
Gender	0.02 [–1.20] (0.23)	–	–	–0.20 [0.43] (0.66)	–	–
Educ	0.00* [2.45] (0.01)	–	–	0.00 [–1.11] (0.26)	–	–
Place	–0.06* [2.43] (0.01)	–	–	0.14* [2.27] (0.01)	–	–
Log_loans	–0.09* [–8.43] (0.00)	–0.10* [–6.43] (0.00)	–0.18* [–6.44] (0.00)	–0.04* [–2.64] (0.01)	–0.00 [–1.47] (0.35)	–0.06* [–3.25] (0.00)
Collateral	–0.26* [–9.32] (0.00)	–0.18* [–3.9] (0.00)	–0.30* [–8.80] (0.00)	–	–	–
C	– [0.41] (0.67)	– [5.50] (0.00)	– [5.79] (0.00)	– [–0.80] (0.42)	– [0.92] (0.35)	– [3.76] (0.00)

(\*) significant  $\alpha=5\%$ , [...] = Z-statistics, (...) = probability.

Source: IFLS 4 and 5.

The results of the determinant test for MSME access to financial institutions both in rural and urban areas in Indonesia using IFLS data from 2007 and 2014 are displayed in Table 4. The probit analysis has only slight differences in each model. The characteristic significance in MSMEs in the ease of access to credit from financial institutions can be seen through the probability value. Additionally, the coefficient level can be identified by the effect marginal value in each independent variable.

The access condition in MSMEs in terms of obtaining credit from financial institutions in 2007 and 2014 was different due to government policy. Government policy in providing access to MSME credit through KUR began in 2007. Probit analysis for 2007 reveals that the characteristics of MSMEs such as sector, MSME operation, level of education, location of MSME, amount of credit, and the amount of collateral have a significant effect on financial access to financial institutions. In the sector variable, which has an effect on financial access with a significant value of 0.00 below the alpha value ( $\alpha=5\%$ ), is accompanied by a coefficient value seen through its marginal effect of  $-0.01$ . The significant relation between sector and financial institution indicates that when the number of sectors in MSMEs increases, the financial institution decreases the financial access by as much as 0.01.

Whether the MSME operating location is near to or far from the owner's residence also becomes a factor for financial institutions in distributing credit. This circumstance is displayed in the probability value of an operating variable of 0.02 smaller than the alpha value of  $\alpha=5\%$ . Additionally, the value of marginal effect on the sector variable indicates  $-0.34$ , which means the further away the operating location, the lower the credit access provided by the financial institution. Furthermore, the characteristic of MSME owner seen from the level of education affects access to financial institutions. Education becomes a positive significant variable to financial institution as seen from the probability value of 0.01 smaller than the alpha value ( $\alpha=5\%$ ) and the coefficient of 0.00. The positive significant relation between education and financial institution indicates that the higher the education of the MSME owner, the higher the trust of the financial institution in terms of giving credit. The financial institution believes that highly educated individuals will improve the MSME business with their innovations.

A variable place significance of 0.01 smaller than the alpha value of  $\alpha=5\%$  with a marginal effect value of as much as  $-0.06$  means that MSMEs located in urban areas obtain less access to financial institutions. This is due to the existence of capital investment, construction capital sharing which makes funding obtained from other sources than merely financial institutions. Furthermore, the amount of credit also affects the financial institution in giving access to credit, which can be indicated from the probability value of 0.00 smaller than the alpha value of  $\alpha=5\%$ . However, when the coefficient value of the loan variable is  $-0.09$ , it indicates that the higher the amount of loan proposed by the MSME, the more likely the financial institution will be to reduce the amount of loan due to the trust level.

The collateral variable also presents similar cases to the loan one. The significant value of collateral of 0.00 is smaller than the alpha value of  $\alpha=5\%$ . What is more, the collateral variable of  $-0.26$  is interpreted as negative. This indicates that when there is not any collateral available, it is difficult for the financial institution to give access to credit.

The probit regression test in Model 2 indicates that there are two variables affecting significantly the MSME access to financial institutions. The first variable, the load variable and collateral have a probability Z-statistic value of 0.00. The Log\_loans variable with a marginal effect of 0.10 means that the amount of loans received by MSMEs increases. It indicates that the possibility is decreasing by 0.10 for the MSMEs. Meanwhile, when the number of assets for collateral increases, the possibility for individuals to access the financial institution will decrease as much as 0.18 as shown in the marginal effect value of the collateral variable as much as  $-0.18$ .

Model 3 on IFLS 4 demonstrates that only the Log\_loans and collateral variables have a significant effect on MSME access to financial institutions. The probability value of the Log\_loans and collateral variables has the same value of 0.00. Then, the marginal effect from the log loan variable of  $-0.08$  indicates that when the amount of credit obtained by an MSME increases, the possibility of accessing the financial institution will decrease by as much as 0.08. A similar case can be seen in the number of assets used for collateral, which causes a decrease in the possibility of accessing a financial institution of 0.30, as stated in the marginal effect value of the collateral variable of  $-0.30$ .

**Table 5: Prediction of the Probit Model from IFLS 2007**

Variable	Model 1		Model 2		Model 3	
	Coef.	Value	Coef.	Value	Coef.	Value
C	–	–	5.77	–	4.59	–
Operating	-0.13	1	–	–	–	–
Sector	-0.04	1	–	–	–	–
Educ	0.03	1	–	–	–	–
Place	0.23	1	–	–	–	–
Log_loans	-0.35	0	-0.38	1	-0.08	1
Collateral	-0.99	0	-0.68	0	-0.03	0
$P = 1 / 1 + E^{\wedge}Z$	0.522		0.995		0.48	

Source: IFLS 4 and 5.

The results of prediction analysis using the probit model with IFLS 2007 data are presented in Table 6. Model 1 explains that when education is up to one level, using agriculture, plantation and forestry, a guarantee is applied. Meanwhile, operating and place are considered static with a probability value of individuals of 0.522. Furthermore, for each individual who does not employ financial asset is as much as 0.478. It can be concluded from Models 2 and 3 that when the amount of loan increases and the location of the MSME remains stable, the probability value of the individuals obtaining access to a financial institution is 0.995 and 0.48 for the model, respectively. Meanwhile, the probability of individual who do not using access to a financial institution is 0.005 and 5.52 for each model respectively. To sum up, every single independent variable alteration in each individual affects significantly an individual's decision-making in regard to accessing finance.

In contrast, the result of probit on IFLS 2014 in Model 1 indicates that the MSME capital, MSME location, and the amount of loan influence the financial institution in providing financial access. This is supported by the probability value of each variables that is smaller than an alpha value of  $\alpha=5\%$ . Capital becomes the most important factor for financial institutions in giving credit access to MSMEs. This is because capital reflects the size of the MSME. The location of the MSME also becomes a determinant for a financial institution in granting credit. The correlation between the location and the financial institution is negative and significant with a level of significance of 0.01 smaller than the alpha value of  $\alpha=5\%$ . The urban and rural locations of MSMEs generate different credit services provided by financial institutions. Moreover, a marginal effect value of the loan variable of  $-0.04$  indicates that when the amount of loan obtained by the MSME increases, the possibility of an MSME accessing a financial institution will decrease by as much as 0.04.

The Z-statistics probability value in Model 2 in IFLS 5 (2014) indicates that there is no independent variable either in the form of capital or a loan affecting access to financial institutions in rural areas. Nevertheless, capital and loans have a negative coefficient effect in corresponding to the previous probit regression result in Model 1. This indicates that when the amount of loans and capital among MSMEs decreases, all access to financial institutions will increase, albeit insignificantly.

The results of probit regression in Model 3 in 2014 show that only one variable shows a significant value in affecting MSME access to financial institutions. This is the loan variable with a probability value of 0.00. The marginal effect of a loan is -0.06, indicating that if the amount of MSME loans increases, the probability of accessing financial institutions will decrease by as much as 0.06.

**Table 6: The Prediction of the Probit Model from IFLS 2014**

Variable	Model 1		Model 2		Model 3	
	Coef.	Value	Coef.	Value	Coef.	Value
C	–	–	–	–	4.38	–
Log_modal	-0.08	1.00	–	–	–	–
Place	0.43	1.00	–	–	–	–
Log_loans	-0.13	1.00	–	–	-0.19	1.00
$P = 1 / 1 + E^Z$		0.55		–		0.98

Source: IFLS 4 and 5.

Based on the logistic regression value, prediction on one particular model can be performed. Table 6 displays an illustration of an individual experiencing capital increase, loan decrease, and urban location an MSME. The calculation of the independent variable value alteration generates the value of individual probability to decide on saving or lending from the financial institution both of banks and nonbanks as well as nonformal in as much as 0.55. Meanwhile, the probability value of the individual without the product of financial institution used is 0.45. This indicates that when the independent variable value alteration occurs in each individual, it will significantly affect the decision to access the financial institution. On the other hand, when a decrease occurs in the amount of loan, the individual probability value in making the decision to access the financial institution is as much as 0.98, while the probability value of an individual without access to a bank is 0.02.

The access of MSMEs to obtaining loans from financial institutions can also be seen from the development year to year indicated by the use of panel data that combine IFLS 4 and IFLS 5. The estimated results using probit show that the sector variable, the amount of capital, areas of MSME location, and the amount of loan remain to be the considerable variable in accessing credit in financial institutions. This is because the sector variable, capital and MSME location, and amount of loan affect the financial institution significantly. The sector variable has a marginal effect value of as much as -0.01, which means that when a decrease occurs in the MSME sectors, it will increase the access of MSMEs to financial institutions by as much as 0.01 or vice versa. It can be interpreted that when sectors experience increases causing large variations in MSMEs, the financial institutions need to evaluate which are prospective sectors in the future and will not fail the credit. The same applies to the correlation between capital and financial institutions. The capital variable has a marginal effect value of -0.02, which means that the more the amount of capital obtained by an MSME, the more capital source is owned by the MSME, not only from credit, but also from shares.

The amount of loan also becomes one of the most important indicators in granting credit to an MSME due to the probability value of the loan variable of 0.00 smaller than the alpha value of  $\alpha=5\%$ . The reason is that when the amount of capital should be high among the requirements, the bank needs to identify the development of the MSME. The MSME location area also becomes a factor for financial institutions in providing credit since MSMEs located in urban areas will gain faster access to finance. The result is supported by the evidence of this research showing a significant result of 0.00 smaller than the alpha value ( $\alpha=5\%$ ).

**Table 7: The Determinants of MSMEs on Financial Institutions  
Based on Panel Data (IFLS 2007 and 2014)**

Variable	Model 1	Model 2	Model 3
	Indonesia	Rural	Urban
Owner	-0.01 [-1.4] (0.14)	-	-
Operating	-0.01 [-0.63] (0.52)	-	-
sector	-0.01* [-2.71] (0.00)	-	-
Log_profit	-0.00 [-0.61] (0.54)	0.00 [1.36] (0.17)	-0.03* [-2.18] (0.02)
log_modal	-0.02 [-1.12] (0.21)	-	-
building	0.00 [0.18] (0.85)	-	-
gender	0.00 [-0.47] (0.63)	-	-
Educ	0.00 [-0.47] (0.63)	-	-
Place	0.14* [4.09] (0.00)	-	-
log_loans	-0.09* [-7.76] (0.00)	-0.09* [-4.97] (0.00)	-0.11* [-8.00] (0.00)
C	- [-0.72] (0.47)	- [2.45] (0.01)	- [7.77] (0.00)

(\*) significant  $\alpha=5\%$ , [...] = Z-statistics, (...) = probability.

Source: IFLS 2007 and 2014.

The relation between MSMEs and financial institutions in rural areas shows that the amount of loan is a requirement in granting credit with a probability value of 0.00 smaller than the value of alpha ( $\alpha=5\%$ ). This emphasizes that larger loan amounts will cause distrust among financial institutions when granting credit. A different result is shown by the characteristics of MSMEs in obtaining credit from financial institutions. The amount of capital becomes a reference for financial institutions in granting credit in urban areas, with a probability value of 0.00 smaller than the alpha value ( $\alpha=5\%$ ). High loan amounts and profit will affect financial institutions in terms of granting credit.

**Table 8: Prediction Results of the Probit Model Based on Panel Data (IFLS 2007 and 2014)**

Variable	Model 1		Model 2		Model 3	
	Coef.	Value	Coef.	Value	Coef.	Value
C	–	–	2.73	–	–	–
Sector	–0.04	1.00	–	–	–	–
Log_modal	–0.08	1.00	–	–	–	–
Place	0.43	1.00	–	–	–	–
Log_profit	–	–	–	–	–0.11	1.00
Log_loans	–0.13	1.00	–0.328	0	–0.352	1.00
$P = 1 / 1+E^Z$	0.514996		0.938		0.998424	

Source: IFLS 2007 and 2014.

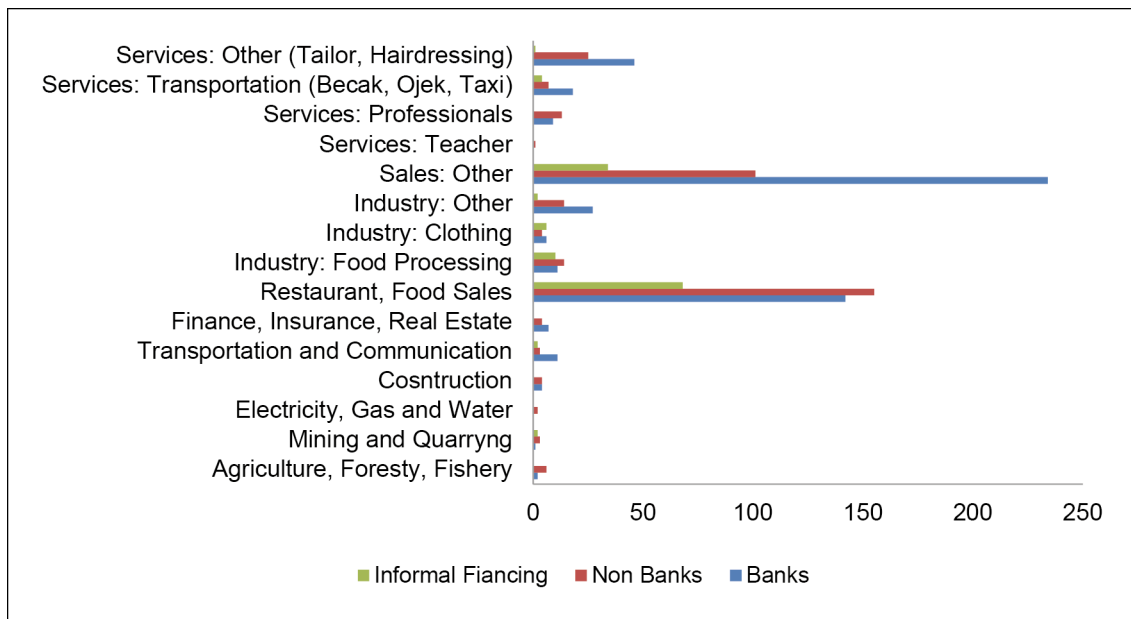
Logistic regression value can be determined by a prediction on a model as shown in Table 8. The result indicates that when using agriculture, fisheries and forestry, increasing capital and increasing the amount of credit are considered constant, and the value of individual probability using access to financial institutions is 0.514. Model 2 shows that when only the amount of the loan increases, the individual probability value in accessing financial institutions is 0.938. Meanwhile, Model 3 demonstrates that when an increase in profit and loan amount occurs, the individual probability value in accessing a financial institution is 0.9984.

The estimation using probit analysis using the three-schemes approach shows that generally a financial institution grants credit by considering the amount of loan, the type of sector, and the location of the MSME. In rural areas, the credit for an MSME is granted based on the amount of its capital loan. However, in urban areas, the amount of capital loan and profit are the important factors in obtaining credit for MSMEs.

MSME becomes more and more increasing in development as a result of increasing number of MSME. MSMEs are divided into several sectors. However, the various sectors can drive financial institutions to reconsider these sectors. The reason is that the vast variety of MSME sectors will cause financial institutions to mitigate the risk in granting credit. This is because MSMEs need to see the prospect of the sectors' sustainability in Indonesia.

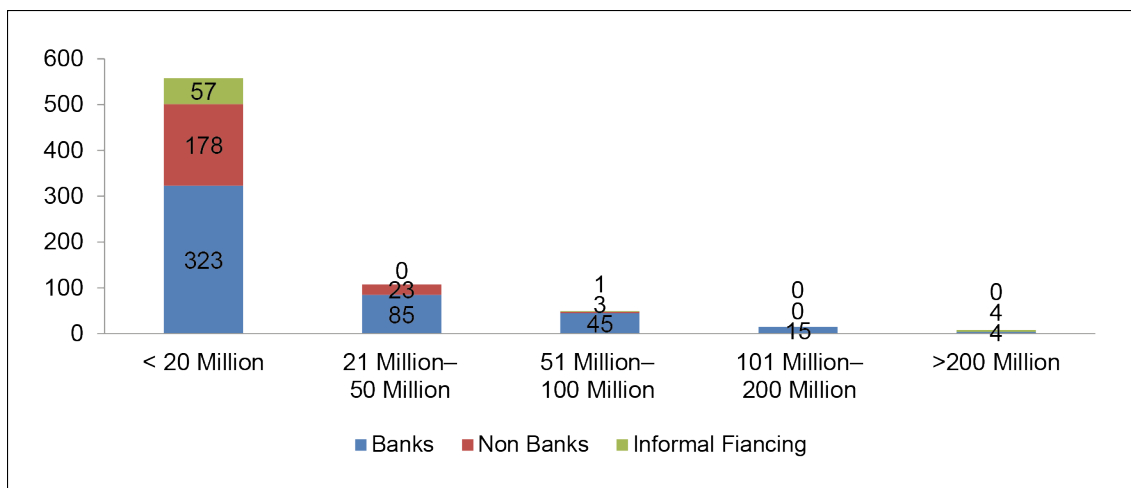
Figure 4 shows the development of MSMEs in accessing financial institutions based on their sectors. The figure indicates that there are several sectors that can access financial institutions including services such as transportation, food sales, and the restaurant business.

**Figure 4: Development of the Number of Sectors in MSMEs Accessing Financial Institutions**



Source: Indonesian Family Life Survey 2014.

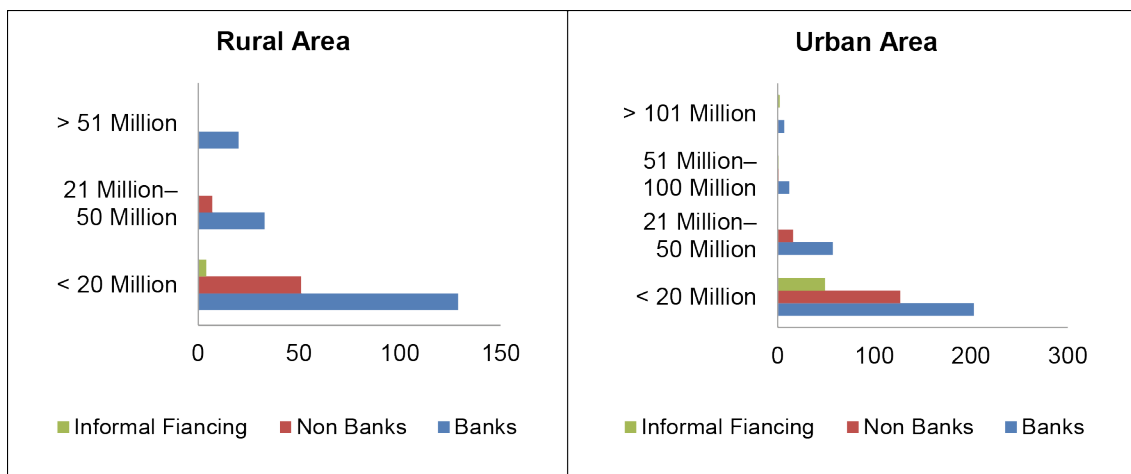
**Figure 5: Number of MSMEs Accessing Credit from Financial Institutions**



Source: Indonesian Family Life Survey 2014.

The amount of loans proposed by MSMEs to obtain funding from credit shows a negative significant relation. The reason behind this is that the MSMEs proposed loans mostly amounting to less than 20 million. This is in line with research carried out by Carbo-Valverde, Rodriguez-Fernandez, and Udell (2012), Domeher (2012), and Kung'u (2013), which stated that the amount of loan affects the sustainability of an MSME. Furthermore, financial institutions such as banks are still trusted institutions in distributing credit. This is because the highest number of sectors with such access are medium sectors such as services including transportation, food sales, and restaurants. Thus, the role of financial institutions in improving MSMEs is still limited to several sectors with low access.

**Figure 6: The Amount of Loans from Financial Institutions in (a) Rural and (b) Urban Areas**



Source: Indonesia Family Life Survey.

Source: Indonesian Family Life Survey 2014.

The MSME location is also a factor for financial institutions in providing credit. This is due to the characteristics of MSMEs in rural and urban areas. Consequently, financial institutions also provide different credit provision policies as the loan characteristics of financial institutions in rural and urban areas are also different. The characteristics of the amount of loan in urban and rural areas differ in terms of the amount of loan. The highest amount of loan in rural areas is 51 million, whilst in urban areas it reaches 100 million. The average amount of rural and urban loans is 20 million. The result of rural and urban indicates similarity showing that the access of MSMEs to financial institutions is still low in regard to financing.

The low access of MSMEs to financial institutions is caused by the business feasibility in terms of the requirements fulfilled by the MSMEs in order to obtain funding from banks. The reason behind this is that financial institutions, particularly banks, still dominate the sources of funding among MSMEs. The obstacles faced by MSMEs in accessing financial institutions, such as banks include (Bank Indonesia 2015):

1. Additional collateral for credit

MSMEs can provide collateral such as fixed assets like land, construction, and vehicles, or assets from the business including a well-managed cash flow. However, in reality, additional collateral is not a requirement for banks with a value chain financing scheme for eligible customers.

2. Company legality

This aspect is important to see the sustainability of an MSME and the business’s obedience to the law.

In granting credit, banks provide loans for prospective debtors who have run their business for at least six months.



## 4.1 Impact on Government Policies

The government has increased the number of MSMEs through the KUR program (Public business credit) to stimulate MSME credit without collateral as a requirement. KUR is provided by banks with intervened interest rates for a subsidiary of 12% per year (Bank Indonesia 2015). The government also provides guarantees of as much as 70–80 % of the total credit as performed by PT Askrindo and PT Jamkrindo. The implementation of KUR with low interest as well as a government guarantee still experiences problems such as the limit on source funding for KUR.

1. The funding of KUR is generated from the banks. The government only supplies subsidies at the level of interest rates. Therefore, the capacity of banks to provide KUR is limited to the funding available in banks assigned by the government (Bank Indonesia 2015).
2. The role of private companies in guaranteeing KUR

The involvement of private parties in the KUR guarantee scheme has been established by the government through the regulation of the Ministry of the Economy. However, the implementation of zero involvement of private companies in KUR guarantees is due to unclear technical direction from the government. However, when the policy is put into force, the limit of guarantee capability carried out by PT Askrindo and PT Jamkrindo can be broadened.

1. There is no integrated MSME information system that can be accessed by the banks. In this phase, banks do not have potential MSME data to grant credit.

Due to the heterogenic characteristics of each MSME in all economy sectors and the complexity of problems of related parties, a supportive policy from the government is an important factor in developing MSMEs in Indonesia and such a policy is required to create a supporting business atmosphere for their growth. The situation is required to guarantee business assurance, to increase efficiency, and to create a healthy competition for MSME founding. Hallberg (2001) proposed that from the perspective of industry organization theory, a clear and well-arranged policy is determined to achieve balance in resources such as abundant natural and human resources, institutions, and technology.

The direction of government policy in developing MSMEs is different across nations. In developing countries, the policy direction emphasizes more innovative, techno-based, and high sophisticated technology development of MSMEs. On the other hand, in Indonesia, the policy direction is more related to creating employment, income equity, poverty alleviation, climate development, business independence, and economic growth. In the globalization and free-trade era, to encourage nonfuel exports, Indonesia prioritizes the MSME development on improving competitiveness, particularly for small and medium enterprises, by increasing efficiency and productivity in every aspect.

The real manifestation of the Indonesian government's policy to create a conducive business atmosphere is the passing of regulations assuring the business such as Regulation on MSME, on Requirement of registering the company, easy, reasonable, less time-consuming license for new business, institutions functioning to socialize policy and MSME founding, proper infrastructures, and incentives such as fiscal, and competent human resources for MSME founding. To coordinate MSME policy, the government assigned high-level institutions such as departments or Ministries and the Central Bank. In Indonesia, the coordination to develop MSMEs, particularly in terms of operation, is executed by the Ministry of Cooperatives and SMEs, while the coordination of policy is performed by the Ministry of the Economy.

Since the financing aspect in developing MSMEs is considered crucial and the condition of the sector is limited for bank access, it is important for Indonesia to create innovation and a pattern for financing and specific credit suitable for MSME financing, particularly for micro and small enterprises. The funding for such a credit pattern comes from either the Central Bank or government as well as from the banks. The characteristics of the credit pattern for MSMEs from the Central Bank or government include its value focusing on business worth, low interest rates below the market rates, simple procedures, and no collateral (collateral is generally project funded by the credit).

Furthermore, to improve access to MSME financing, specifically banks, Indonesia has designed a breakthrough innovation to solve the limited collateral faced by companies. The innovation includes empowering supporting facilities such as credit or insurance guarantee institutions like PT Askrindo, and Perum PKK in Indonesia, searching or creating (collateral substitute) such as group saving or joint responsibility to grant credit in a group. Moreover, it is also done by developing a working pattern between small and micro enterprises and big companies such as the plasma core pattern in plantation projects or the subcontracting pattern in the industrial sector. One of the functions of big enterprises in this pattern is as credit guarantors for MSMEs whose credit is granted by banks. By applying this approach, eligible MSMEs with nonbankable status due to limited collateral become bankable ones.

## **5. CONCLUSIONS AND POLICY RECOMMENDATIONS**

The development of MSMEs has become a great way to increase economy growth and employment. One of the reasons that banks are reluctant to lend to SMEs is information asymmetry. In order to solve this problem, the development of a nationwide SME credit risk database similar to the credit risk database of Japan that accumulates SME databases and acts as a credit scoring company for SMEs needs to be established in Indonesia. This could be a useful soft infrastructure for the development of SMEs in Indonesia (Kuwahara et al. 2015). The sector in which an MSME operates also affects the decision to grant credit. In addition, the location of an MSME in rural or urban areas is also a determinant factor for financial institutions in granting credit.

In addition, banks have to follow more rules and regulations in granting credit than nonbank financial institutions. The rules include collateral requirements, financial reports, and business licenses, and other prudential provisions that should be obeyed by potential customers. On the other hand, most MSMEs, particularly micro and small enterprises, generally have not yet been informed about the system and the procedures for borrowing from banks. Consequently, in many cases, their loan applications are not complete in terms of document requirements and are returned by the bank. The procedures are then thought to be time-consuming for the UMKM. What is more, the banks also have little information on business or potential commodities to be funded and on other MSME data. The other problem is the relatively high operational cost of providing credit for micro and small enterprises compared to credit for large enterprises both in rural and urban areas.

The development and empowerment of MSMEs must not be singular or generic but based on the conditions and characteristics of each region. The development of the Credit Guarantee Scheme (CGS) is another policy recommendation that can reduce the information asymmetry as well as the risk of lending from banks to SMEs, as a portion of the risk is covered by the government. The government guarantee will act as collateral, and hence it will make the lending of banks to MSMEs easier (Yoshino and Taghizadeh-

Hesary 2018). However, the effectiveness of the CGS differs in rural and urban areas in Indonesia.

The objective of this research was to evaluate and compare the performance of the CGS in rural and urban areas of Indonesia. Our results show that this CGS does not function optimally for MSMEs that have no credit guarantee. MSMEs that do not have a credit guarantee do not have much opportunity to gain access to credit from formal microfinance institutions. In addition, MSMEs in rural areas have significantly fewer opportunities to access credit from formal institutions than MSMEs in urban areas.

Based on the data provided in this paper, at the national level the access of MSMEs to credit in Indonesia is improving. However, the improvement needs to be consistent. Not only does the total amount of credit need to be increased, but inclusive finance for both urban and rural MSMEs is important. It should be admitted that not all banks have experience and competence in regard to MSME lending. Currently, several banks are still focusing on providing credit for large corporations. In terms of quantity, the Central Bank has issued regulations on credit provision by commercial banks and technical assistance to develop MSMEs. The regulations also point out to the banks that since 2015 they have had to provide at least 5% of the funding to MSMEs out of their total credit or financing. Furthermore, in 2018, the credit ratio or financing for the UMKM is determined at least to the amount of 20% of total credit or financing. Meanwhile, in terms of quality, the banks should have an in-depth understanding of the MSME business profile, so that their credit is right for the target and generates well-qualified and payable one.

## REFERENCES

- ADB. (2015). *Asia SME Finance Monitor 2014*. Manila: Asian Development Bank.
- Al-Hyari, K., Al-Nasour, M., Alnsour, M., Al-Weshah, G., and Abutayeh, B. (2011). Exporting performance and manufacturing activities in Jordanian SMEs: external barriers and relationships, *International Journal of Global Business*, 4(1), 44–72.
- Astagana, S., and Kalu, C. (2014). Evaluation of fund for agricultural credit guarantee scheme in Nigeria: a tool for economic growth and development. *IOSR Journal Of Humanities and Social Science (IOSR-JHSS) Ver. III*, 19(6), 1–5. Retrieved from [www.iosrjournals.org](http://www.iosrjournals.org).
- Ardic, O.P., Mylenko, N., and Saltane, V. (2011). *Small and Medium Enterprises: A Cross-Country Analysis with a New Data Set*. World Bank Policy Research Working Paper No. 5538.
- Arunagiri, S., Kalaippiriya, K., Lenggesh Krishna, R., Maha Vithya, J., and Kalaivani, K. (2015). A study on small and medium enterprises (SMEs) growth domestic product (GDP) contribution from Malaysian economic perspective. *IOSR Journal of Business and Management*, Ver. III, 17(6), 2319–7668. <https://doi.org/10.9790/487X-17636269>.
- Badan Perencanaan Pembangunan Nasional. (2016). <https://www.bappenas.go.id/id/>.
- Bank Indonesia. (2010). *Economic Report on Indonesia*. <http://www.bi.go.id/id/Default.aspx>.
- . (2014). <http://www.bi.go.id/id/Default.aspx>.
- . (2015). <http://www.bi.go.id/id/Default.aspx>.
- . (2017). <http://www.bi.go.id/id/Default.aspx>.
- . (2016). *Financial stability review*, No. 27, September 2016. Jakarta: Bank Indonesia.
- Boocock, J.G., and Shariff, M.N.M. (2005). Measuring the effectiveness of credit guarantee schemes: evidence from Malaysia. *International Journal International Small Business Journal: Researching Entrepreneurship*, 23, 427–454.
- Boschi, M., Girardi, A., and Ventura, M. (2014). Partial credit guarantees and SMEs financing. *Journal of Financial Stability*, 15, 182–194. <https://doi.org/10.1016/j.jfs.2014.09.007>.
- Bremus, F., and Neugebauer, K. (2018). Reduced cross-border lending and financing costs of SMEs. *Journal of International Money and Finance*, 80, 35–58. <https://doi.org/10.1016/j.jimonfin.2017.09.006>.
- Carbo-Valverde, S., Rodriguez-Fernandez, F., and Udell, G. F. (2012). Trade credit, the financial crisis, and firm access to finance. *Central Bank of Ireland*, 693(1), 1–40. <https://doi.org/10.1111/jmcb.12292>.
- Central Statistic Board. (2015). <https://www.bps.go.id/>.
- Cowan, K., Drexler, A., and Yañez, Á. (2015). The effect of credit guarantees on credit availability and delinquency rates. *Journal of Banking and Finance*, 59, 98–110. <https://doi.org/10.1016/j.jbankfin.2015.04.024>.

- Cowling, M. (2010). The role of loan guarantee schemes in alleviating credit rationing in the UK. *Journal of Financial Stability*, 6(1), 36–44.
- Distinguin, I., Rugemintwari, C., and Tacneng, R. (2016). Erratum: corrigendum to “Can informal firms hurt registered SMEs’ access to credit?” (*World Development* (2016) 84 (18–40) (S0305750X16303588) (10.1016/j.worlddev.2016.04.006)). *World Development*, 88, 201. <https://doi.org/10.1016/j.worlddev.2016.07.020>.
- Domeher, D. (2012). Land rights and SME credit: evidence from Ghana. *International Journal of Development Issues*, 11(2), 129–143. <https://doi.org/10.1108/14468951211241128>.
- Eniola, A.A., and Entebang, H. (2015). SME firm performance-financial innovation and challenges. *Procedia-Social and Behavioral Sciences*, 195, 334–342. <https://doi.org/10.1016/j.sbspro.2015.06.361>.
- Fianto, B.A., Gan, C., Hu, B., and Roudaki, J. (2018). Equity financing and debt-based financing: evidence from Islamic microfinance institutions in Indonesia. *Pacific Basin Finance Journal*, December, vol 52, 163-172.
- Fu, J., Shimamoto, D., and Todo, Y. (2017). Can firms with political connections borrow more than those without? Evidence from firm-level data for Indonesia. *Journal of Asian Economics*, vol. 52(C), 45-55.
- Gai, L., Lelasi, F., and Rossolini, M. (2016). SMEs, public credit guarantees and mutual guarantee institutions. *Journal of Small Business and Enterprise Development*, 23(4), 1208–1228. <https://doi.org/10.1108/JSBED-03-2016-0046>.
- Ganbold, B. (2008). Improving Access to Finance for SME: International Good Experiences and Lessons for Mongolia. Institute of Developing Economies, Japan External Trade Organisation, Tokyo (IDE-JETRO), October, No. 438. [www.ide.go.jp/library/English/Publish/Download/Vrf/pdf/438.pdf](http://www.ide.go.jp/library/English/Publish/Download/Vrf/pdf/438.pdf)
- González-Loureiro, M., and Pita-Castelo, J. (2012). A model for assessing the contribution of innovative SMEs to economic growth: the intangible approach. *Economics Letters*, 116(3), 312–315. <https://doi.org/10.1016/j.econlet.2012.03.028>
- Graham, T. (2004). *Graham Review of the Small Firms Loan Guarantee*. 4 October. <http://webarchive.nationalarchives.gov.uk/20130129110402/>, <http://www.hm-treasury.gov.uk/graham>.
- Gurmessa, N.E., and Ndinda, C. (2012). The role of loan guarantees in alleviating credit constraints: lessons for smallholder farmers cooperatives. *International Journal of Business and Social Science*, 5(5), 143–155.
- Hallberg, K. (2001). A market-oriented strategy for small and medium-scale enterprises. Discussion Paper No. 48, International Finance Corporation.
- Hartungi, R. (2007). Understanding the success factors of microfinance institution in a developing country, *International Journal of Social Economics*, 34, 388–401.
- Harvie, C., and Charoenrat, T. (2015). SMEs and the rise of global value chains. Asian Development Bank. (2015). Integrating SMEs into the global value chains: challenges and policy actions in Asia, 1, 1–22.
- Hayashi, M. (2002). The role of subcontracting in SME development in Indonesia: micro-level evidence from the metalworking and machinery industry. *Journal of Asian Economics*, 13(1), 1–26.

- Hiemann, W., and Noorjaya, T. (2001). Credit Insurance and Credit Guarantees as Instruments to Enhance Market Based Lending. ADB Technical Assistance, SME Development, Indonesian State Ministry for Cooperatives and SME.
- Hill, H. (2001). Small and medium enterprises in Indonesia: old policy challenges for a new administration. *Asian Survey*, 41(2), 248–270.
- Honohan, P. (2010). Partial credit guarantees: principles and practice. *Journal of Financial Stability*, 6(1), 1–9.
- Hu, M.W. (2010). SMEs and economic growth: entrepreneurship or employment. *ICIC Express Letters*, 4(6 A), 2275–2280.
- Huda, A.N. (2012). The development of Islamic financing scheme for SMEs in a developing country: the Indonesian case. *Procedia – Social and Behavioral Sciences*, 52, 179–186.
- Hutabarat, Z., and Pandin, M. (2014). Absorptive capacity of business incubator for SMEs' rural community located in Indonesia's village. *Procedia: Social and Behavioral Sciences*, 115, 373–377.
- Hyun, J. (2017). Trade credit behavior of Korean small and medium sized enterprises during the 1997 financial crisis. *Journal of Asian Economics*, 50, 1–13.
- Information, A., and Record, M. (2005). Institutional Repository Talking cognition : mapping and making the terrain This item was submitted to Loughborough's Institutional Repository.
- . (2005). Measuring the effectiveness of credit guarantee schemes: evidence from Malaysia. *International Small Business Journal*, 23(4), 427–454.
- Ionela Aceleanua, M., Livia Tra CĂ, D., and Claudia Erban, A. (2014). The role of small and medium enterprises in improving employment and in the post-crisis resumption of economic growth in Romania. *Theoretical and Applied Economics VolumeXn*, XXI(1590), 87–102.
- Iryayanti, M., and Azis, A.M. (2012). Barrier factors and potential solutions for Indonesia SMEs. *Procedia Economics and Finance*, Vol 4, 3–12.
- Jaswadi, Iqbal, M., and Sumiadji. (2015). SME governance in Indonesia: a survey and insight from private companies. *Procedia Economics and Finance*, 31(15), 387–398.
- Jonsson, M. (2009). Performance of Credit Guarantee Schemes (CGS). Copenhagen Business School. Paper No. 24.
- Karadag, D.H. (2016). The role of SMEs and entrepreneurship on economic growth in emerging economies within the post-crisis era: an analysis from Turkey. *Journal of Small Business and Entrepreneurship Development*, 4(1), 22–31. <https://doi.org/10.15640/jsbed.v4n1a3>.
- Katua, N.T. (2014). The role of SMEs in employment creation and economic growth in selected countries. *International Journal of Education and Research*, 2(12), 461–472.

- Kruja, A. D. (2013). The contribution of SMEs to the economic growth (case of Albania). *EuroEconomica*, 32(1), 55–67. Retrieved from [https://search.proquest.com/docview/1418132819?accountid=12753%0Ahttp://library.ncl.ac.uk/openurl/?url\\_ver=Z39.88-2004&rft\\_val\\_fmt=info:ofi/fmt:kev:mtx:journal&genre=article&sid=ProQ:ProQ%3Asocialsciencepremium&atitle=The+contribution+of+SMEs+to+the+econo.](https://search.proquest.com/docview/1418132819?accountid=12753%0Ahttp://library.ncl.ac.uk/openurl/?url_ver=Z39.88-2004&rft_val_fmt=info:ofi/fmt:kev:mtx:journal&genre=article&sid=ProQ:ProQ%3Asocialsciencepremium&atitle=The+contribution+of+SMEs+to+the+econo.)
- Kung'u, K.G. (2013). Factors influencing SMEs access to finance: a case study of Westland Division, Kenya. *Munich Personal RePEc Archive*, (47061), 1–27.
- Kuwahara, S., Yoshino, N. Sagara, M. and Taghizadeh-Hesary, F. (2015). Role of the Credit Risk Database in Developing SMEs in Japan: Lessons for the Rest of Asia. ADBI Working Paper 547. Tokyo: Asian Development Bank Institute. Available: <http://www.adb.org/publications/role-credit-risk-database-developing-smes-japan-lessons-rest-asia/>.
- Lapachi, K., and Ormotsadze, R. (2012). Credit guarantee fund for Georgia. *Journal of Business*, 1(1), 5–12.
- Lembaga Pengembangan Perbankan Indonesia. (2015). <https://www.lppi.or.id/>.
- Li, J., and Lin, X. (2017). Assessing credit guarantee companies in China: applying a new framework. *China Economic Review*, 44, 98–111. <https://doi.org/10.1016/j.chieco.2017.03.008>.
- Liang, L.W., Huang, B.Y., Liao, C.F., and Gao, Y.T. (2017). The impact of SMEs' lending and credit guarantee on bank efficiency in South Korea. *Review of Development Finance*, 7(2), 134–141. <https://doi.org/10.1016/j.rdf.2017.04.003>.
- Lubis, A.W., Bustaman, Y., and Riyanti, R.S. (2015). Foreign bank entry and credit allocation to SMEs: evidence from ASEAN countries. *Procedia – Social and Behavioral Sciences*, 211(September), 1049–1056.
- Manning, C. (2005). Regulation of International Workers in ASEAN. Working Paper, Australian National University, Canberra.
- Ministry of Cooperatives and Micro, Small, Medium Enterprise (MSME). (2017). Micro, Small, Medium Enterprise Data. [www.depkop.go.id/data-umkm](http://www.depkop.go.id/data-umkm).
- OECD (Organisation for Economic Co-operation and Development). (2006). The Importance of Financial Education. Policy Brief, (July), 1–9. <https://doi.org/10.1016/j.marpol.2008.04.002.governments>.
- . (2017). Enhancing the Contributions of SMEs in a Global and Digitalised Economy. Meeting of the OECD Council at Ministerial Level, (June), 7–8. Retrieved from <https://www.oecd.org/mcm/documents/C-MIN-2017-8-EN.pdf>.
- Okten, C., and Osili, U.O. (2004). Social networks and credit access in Indonesia. *World Development*, 32(7), 1225–1246.
- Olawale, F., and Garwe, D. (2010) Obstacles to the growth of new SMEs in South Africa: a principal component analysis approach. *African Journal of Business Management*, 4(5), 729–738.
- Ongena, S., and Popov, A. (2016). Gender bias and credit access. *Journal of Money, Credit and Banking*, 48(8), 1691–1724. <https://doi.org/10.1111/jmcb.12361>.
- Otoritas Jasa Keuangan. (2015). Indonesia Banking Statistics. <https://www.ojk.go.id/en/kanal/perbankan/data-dan-statistik/statistik-perbankan-indonesia/default.aspx>.

- . (2017). Indonesia Banking Statistics. <https://www.ojk.go.id/en/kanal/perbankan/data-dan-statistik/statistik-perbankan-indonesia/default.aspx>.
- . (2017). Sharia Statistic Banks. <https://www.ojk.go.id/id/kanal/syariah/data-dan-statistik/statistik-perbankan-syariah/default.aspx>.
- Parinduri, R.A. (2014). Family hardship and the growth of micro and small firms in Indonesia. *Bulletin of Indonesian Economic Studies*, 50(1), 53–73. <https://doi.org/10.1080/00074918.2014.896237>.
- Quartey, P., Turkson, E., Abor, J Y., and Iddrisu, A.M. (2017). Financing the growth of SMEs in Africa: what are the constraints to SME financing within ECOWAS? *Review of Development Finance*, 7(1), 18–28. <https://doi.org/10.1016/j.rdf.2017.03.001>.
- Rachmania, I.N., Rakhmaniar, M., and Setyaningsih, S. (2012). Influencing factors of entrepreneurial development in Indonesia. *Procedia Economics and Finance*, 4(Icsmed), 234–243.
- Riding, A., Madill, J., and Haines, G. (2007). Incrementality of SME loan guarantees. *Small Business Economics*, 29(1–2), 47–61.
- Rothenberg, A. D., Gaduh, A., Burger, N. E., Chazali, C., Tjandraningsih, I., Radikun, R., ... Weiland, S. (2016). Rethinking Indonesia's informal sector. *World Development*, 80, 96–113.
- Saadani, Y., Arvai, Z., and Rocha, R. (2011). A review of credit guarantee schemes in the Middle East and North Africa Region. *World Bank Policy Research*. <http://documents.worldbank.org/curated/en/201881468050950823/A-review-of-credit-guarantee-schemes-in-the-Middle-East-and-North-Africa-Region>.
- Saito, K., and Tsuruta, D. (2014). Information Asymmetry in SME Credit Guarantee Schemes : Evidence from Japan. *RIETI Discussion Paper Series*.
- Schmitz, H. (1982). *Manufacturing in the Backyard. Case Studies on Accumulation and Employment in Small-Scale Brazilian Industry*. London: Frances Publishers.
- Selcuk, C. (2001). The role of small and medium enterprise in economic development. *HSE Conference, Moscow*, 1–5.
- Shinozaki, S. (2015). Financing in global value chains. *Asian Development Bank*. (2015). Integrating SMEs into the global value chains: Challenges and policy actions in Asia, 3, 66–99.
- Sisilia, K., Peranginangin, Y., Setyorini, R., and Moeliono, N. (2015). A framework of affiliation partnership between university, SMEs, and business sector: a case study of PKBL Telkom, Indonesia. *Procedia – Social and Behavioral Sciences*, 169(May), 2–12.
- Stiglitz, J., and Weiss, A. (1981). Credit rationing in markets with imperfect information. *The American Economic Review*. Vol. 71 No. 3, 393–410.
- Suryani, E. (2015). Effectiveness of state-owned credit guarantee corporation in Indonesia : cost and benefits to small and micro enterprises (2001), 42–56.
- Survey Meter. (2017). [www.surveymeter.org](http://www.surveymeter.org).
- Tambunan, T. (2006). Pattern of Change and Development of Micro, Small and Medium Enterprise. Working Paper No.7.



- Uesugi, I., Sakai, K., and Yamashiro Guy M., G. M. (2010). The effectiveness of public credit guarantees in the Japanese loan market. *Journal of the Japanese and International Economies*, 24(4), 457–480. <https://doi.org/10.1016/j.sjje.2010.08.001>.
- Vial, V. (2011). Micro-entrepreneurship in a hostile environment: evidence from Indonesia. *Bulletin of Indonesian Economic Studies*, 47(2), 233–262. <https://doi.org/10.1080/00074918.2011.585952>.
- Wachira, M., and Kihui, E. (2012). Impact of financial literacy on access to financial services in Kenya. *International Journal of Business and Social*. Page 3(19), 42–50. Retrieved from [http://www.ijbssnet.com/journals/Vol\\_3\\_No\\_19\\_October\\_2012/5.pdf](http://www.ijbssnet.com/journals/Vol_3_No_19_October_2012/5.pdf).
- Wardhono, Adhitya, Ciplis Gema Qoria'h, Yulia Indrawati. (2015). *Studi Komparatif Inklusi Keuangan di Kabupaten Jember dan Bondowoso: Identifikasi Penyebab dan Pengembangan Model*. Edisi 1, Universitas Jember Press.
- . (2016). The determinants of financial inclusion: evidence from Indonesian districts. *International Journal of Economic Perspectives*, 10(4), 472–483.
- World Bank (2012). <http://www.worldbank.org/>.
- Yamori, N. (2015). Japanese SMEs and the credit guarantee system after the global financial crisis. *Cogent Economics and Finance*, 3(1), 1–18. <https://doi.org/10.1080/23322039.2014.1002600>.
- Yoshino, N., and Taghizadeh-Hesary, F. (2017). Solutions for Mitigating SMEs' Difficulties in Accessing Finance. *Asian Experiences*. ADBI Working Paper 768. Tokyo: Asian Development Bank Institute.
- Yoshino, N., and Taghizadeh-Hesary, F. (2018). Optimal credit guarantee ratio for small and medium-sized enterprises' financing: evidence from Asia. *Economic Analysis and Policy*. <https://doi.org/10.1016/j.eap.2018.09.011>.
- Zecchini, S., and Ventura, M. (2009). The impact of public guarantees on credit to SMEs. *Small Business Economics*, 32(2), 191–206.
- Zhang, P., and Ye, Y. (2010). Study on the effective operation models of credit guarantee system for small and medium enterprises in China. *International Journal of Business and Management*, September, Vol 5 No 9, 99–106.