

Bíró, Anikó; Szabó-Morvai, Ágnes

Working Paper

Mass media coverage and vaccination uptake: Evidence from the demand for meningococcal vaccinations in Hungary

CERS-IE Working Papers, No. CERS-IE WP - 2020/18

Provided in Cooperation with:

Institute of Economics, Centre for Economic and Regional Studies, Hungarian Academy of Sciences

Suggested Citation: Bíró, Anikó; Szabó-Morvai, Ágnes (2020) : Mass media coverage and vaccination uptake: Evidence from the demand for meningococcal vaccinations in Hungary, CERS-IE Working Papers, No. CERS-IE WP - 2020/18, Hungarian Academy of Sciences, Institute of Economics, Centre for Economic and Regional Studies, Budapest

This Version is available at:

<https://hdl.handle.net/10419/222087>

Standard-Nutzungsbedingungen:

Die Dokumente auf EconStor dürfen zu eigenen wissenschaftlichen Zwecken und zum Privatgebrauch gespeichert und kopiert werden.

Sie dürfen die Dokumente nicht für öffentliche oder kommerzielle Zwecke vervielfältigen, öffentlich ausstellen, öffentlich zugänglich machen, vertreiben oder anderweitig nutzen.

Sofern die Verfasser die Dokumente unter Open-Content-Lizenzen (insbesondere CC-Lizenzen) zur Verfügung gestellt haben sollten, gelten abweichend von diesen Nutzungsbedingungen die in der dort genannten Lizenz gewährten Nutzungsrechte.

Terms of use:

Documents in EconStor may be saved and copied for your personal and scholarly purposes.

You are not to copy documents for public or commercial purposes, to exhibit the documents publicly, to make them publicly available on the internet, or to distribute or otherwise use the documents in public.

If the documents have been made available under an Open Content Licence (especially Creative Commons Licences), you may exercise further usage rights as specified in the indicated licence.

**Mass media coverage and vaccination uptake: evidence
from the demand for meningococcal vaccinations in
Hungary**

ANIKÓ BÍRÓ - ÁGNES SZABÓ-MORVAI

CERS-IE WP – 2020/18

April 2020

<https://www.mtaki.hu/wp-content/uploads/2020/04/CERSIEWP202018.pdf>

CERS-IE Working Papers are circulated to promote discussion and provoke comments, they have not been peer-reviewed.
Any references to discussion papers should clearly state that the paper is preliminary.
Materials published in this series may be subject to further publication.

ABSTRACT

We estimate the effect of mass media coverage of the meningococcal disease on the uptake of meningococcal vaccinations in Hungary. Our analysis is based on administrative county-level data on vaccination purchases linked to indicators of media coverage of the meningococcal disease and to administrative records of disease incidence. Using geographical and time variations in these indicators, our fixed effects estimates indicate a strong positive effect of mass media coverage of the disease on the rate of vaccination with all types of the meningococcal vaccine. At the same time, we do not find evidence that disease incidence itself has a positive impact on vaccination. These findings are broadly in line with imperfect information and the principles of bounded rationality and highlight the responsibility of mass media in influencing health-related behaviours.

JEL codes: I12, I18

Keywords: vaccination, meningitis, mass media, imperfect information, bounded rationality

Anikó Bíró

Health and Population Lendület Research Group, Centre for Economic and Regional Studies, 1097 Budapest, Tóth Kálmán u. 4.
e-mail: biro.aniko@krtk.mta.hu

Ágnes Szabó-Morvai

Health and Population Lendület Research Group, Centre for Economic and Regional Studies, 1097 Budapest, Tóth Kálmán u. 4.
and

University of Debrecen, H-4032 Debrecen, Egyetem tér 1.
e-mail: szabomorvai.agnes@krtk.mta.hu

Hírek a tömegmédiában és az oltások: a magyarországi agyhártyagyulladás oltásokon alapuló eredmények

BÍRÓ ANIKÓ – SZABÓ-MORVAI ÁGNES

ÖSSZEFOGLALÓ

A tömegmédiá híreinek a védőoltások keresletére gyakorolt hatását elemezzük a magyarországi fertőző agyhártyagyulladás oltások vizsgálatán keresztül. Az elemzés megye szintű adminisztratív vakcina vásárlási adatokra épül, amelyeket a tömegmédiában a betegséggel kapcsolatban megjelent hírekkel és a betegség előfordulására vonatkozó adminisztratív adatokkal kapcsolunk össze. Ezen mutatószámok időbeli és térbeli változását használva fixhatás modelleket becslünk. A becsült modellek azt mutatják, hogy a tömegmédiá híreinek erős pozitív hatása van a védőoltások beadásának valószínűségére. Ugyanakkor az adatok nem támasztják alá, hogy maguk a megbetegedések hatással lennének a védőoltások beadására. Eredményeink egybevágnak a szereplők tökéletlen informáltságára vonatkozó feltevésekkel és a korlátozott racionalitással, továbbá rávilágítanak a tömegmédiá felelősségére, hogy az emberek egészséggel kapcsolatos viselkedését befolyásolja.

JEL: I12, I18

Kulcsszavak: védőoltás, agyhártyagyulladás, tömegmédiá, tökéletlen információ, korlátozott racionalitás

Mass media coverage and vaccination uptake: evidence from the demand for meningococcal vaccinations in Hungary

Anikó Bíró¹ and Ágnes Szabó-Morvai¹

¹Centre for Economic and Regional Studies, Lendület Health and Population Research Group

April 21, 2020

Abstract

We estimate the effect of mass media coverage of the meningococcal disease on the uptake of meningococcal vaccinations in Hungary. Our analysis is based on administrative county-level data on vaccination purchases linked to indicators of media coverage of the meningococcal disease and to administrative records of disease incidence. Using geographical and time variations in these indicators, our fixed effects estimates indicate a strong positive effect of mass media coverage of the disease on the rate of vaccination with all types of the meningococcal vaccine. At the same time, we do not find evidence that disease incidence itself has a positive impact on vaccination. These findings are broadly in line with imperfect information and the principles of bounded rationality and highlight the responsibility of mass media in influencing health-related behaviours.

Keywords: vaccination, meningitis, mass media, imperfect information, bounded rationality

JEL codes: I12, I18

1 Introduction

The WHO ranked vaccination hesitancy, which is defined as “the reluctance or refusal to vaccinate despite the availability of vaccines”, among the ten most serious threats to global health in 2019 (WHO, 2019). In the past decade, serious diseases such as measles have returned to developed countries, which is the suspected result of the anti-vaccine movement. A recent example is the 2014 measles outbreak in the US (CDC, 2019). Vaccination plays a key role in fighting vaccine-preventable diseases for several reasons. Vaccination prevents 2-3 million deaths annually (WHO, 2018a) and is the most cost-efficient medical treatment in avoiding serious, often deadly diseases. Last but not least, by reducing the need to use broad-spectrum antibiotics, vaccination is important for addressing antibiotic resistance, which is also one of the ten threats on the 2019 WHO list (WHO, 2019).

Recently, the role of social media has been suspected as an important determinant of the spread of anti-vaccination sentiments (Brunson, 2013, Hoffman et al., 2019, Jamison et al., 2019, among many others), although causal effects are difficult to establish. Betsch et al. (2010) show evidence for the strong influence of vaccine-critical websites on the intentions to vaccinate. On the other hand, little is known about the effect of mass media on vaccination uptake. Smith et al. (2008) find little evidence for the influence of mainstream media on MMR (measles, mumps, rubella) immunisation in the US.

There is evidence in the literature that media information about potential health hazards affects food purchases (Beach et al., 2008; Dillaway et al., 2011; Verbeke et al., 2000). While that line of the literature focuses on the impact of genuinely new information (e.g., information on bird flu or mad cow disease), our study focuses on the media coverage of the meningococcal disease in general, and how that relates to vaccination demand.

We aim to extend the knowledge on the determinants of vaccination demand, focusing on the influence of mass media on vaccination uptake. Our focus is not on the refusal of mandatory vaccinations (the refusal rate is low in Hungary) but on the uptake of elective vaccinations. Specifically, we examine the incidence of invasive meningococcal disease (IMD), the related media coverage, and subsequent vaccination uptake. We focus on this type of vaccination for three reasons. First, this is one of the few elective vaccinations in Hungary, which have to be purchased in pharmacies and therefore appear in the available administrative records. Second, IMD is a rare disease with rapid progression and a very high case-fatality ratio. As such, the effect of news is more likely identifiable compared to more common and less serious types of disease. Third, the incidence of IMD can be taken as random (see, e.g., Elias et al., 2006 and Hoebe et al., 2004), as can the related news. As a result, any change in the demand for meningococcal vaccinations after the occurrence of IMD cases or the release of related articles can be interpreted as a causal effect. Nevertheless, we apply fixed-effects models that do not build on this strong assumption.

We make use of geographic (county level) and time variations in meningitis-related news, disease incidence and vaccination rate. This research design allows us to investigate how media coverage of a disease influences vaccination demand. There is a lack of evidence on the determinants of optional vaccination demand in Hungary. The only exception we

are aware of is Marek et al. (2011), who document low awareness of human papillomavirus (HPV) vaccination among adolescents in Hungary.

The studies most closely related to ours are Oster (2018) and Schaller et al. (2019), which show evidence that pertussis (whooping cough) outbreaks increase the vaccination rate of children. While their focus is on the effect of disease outbreaks on vaccination, our focus is on the role of mass media on vaccination demand.

2 Background

Meningococcal disease is caused by the bacterium *Neisseria meningitidis*. The bacteria occasionally invade the body and cause meningococcal infection. The bacteria are transmitted from person-to-person through droplets of respiratory or throat secretions from carriers. Invasive meningococcal disease (IMD) often has a rapid progression, with an 8-15% case-fatality ratio. The incidence rate is the highest among young children, with a second disease peak among adolescents and young adults. IMD is notifiable and under surveillance in EU/EEA countries. Of the 12 *Neisseria meningitidis* serogroups identified, A, B, C, X, W, and Y are responsible for the majority of the disease cases, although serogroup distribution varies by location and time. Serogroups B and C are the most common causes of IMD in Europe. Vaccines are available for the primary prevention of disease caused by serogroups A, B, C, W, and Y. (WHO, 2015, WHO, 2018b, ECDC, 2019)

In Hungary, some vaccinations are mandatory (such as BCG, MMR, DPTa-IPV-HiB, PCV13), and indeed the vaccination rate is almost 100%. These vaccinations are provided free of charge. Other vaccinations, such as the meningococcal vaccines Men C, Men B, and

Men ACWY are optional. If someone requires an optional vaccination, then she/he has to request a prescription from the general practitioner (GP) and purchase the vaccination at a pharmacy, which then can be injected by the GP. Since meningococcal vaccinations are optional, in principle, GPs do not make recommendations regarding whether a patient should receive the vaccination or not; they only provide information about the available vaccinations, their costs, benefits, and possible side effects. The parents decide on optional vaccinations until the child reaches the age of majority (age 18).

Three main types of vaccines are available against meningococcal disease at very different out-of-pocket prices (ranging from 300 HUF up to 40 000 HUF, with 1 EUR \approx 300 HUF), which are effective against different types of the disease.

The Men C vaccination is partly subsidised by social security, whereas the costs of the Men B and Men ACWY vaccinations have to be covered entirely out-of-pocket. The Men C, Men B, and Men ACWY vaccinations have been available since 2006, 2014, and 2010, respectively. Depending on at what age the immunisation is started, the Men C vaccination is given in either one or two shots (two shots are needed under the age of one), the Men B vaccination is given in either two or three shots (three shots are needed under the age of 6 months), and the Men ACWY vaccination is given in one shot. Immunisation can be started as early as the age of two months (6 months in case of the Men ACWY vaccination).

The reported IMD cases varied in number between 33-70 per year between 2006-2017 in Hungary, with 3-12 deaths per year. Considering that the total population of Hungary is approximately 10 million, IMD is a rare disease. However, the average lethality rate is very high at 15% (Table 1). Serogroup B was responsible for the majority of the IMD cases, while serogroup C was dominant only for short periods. The age-specific morbidity rate is

9.8 per 100,000 children under the age of 1 and 2.7 per 100,000 children aged 1 to 4 years, while the national average is 0.4 per 100,000 inhabitants (Ministry of Human Capacities, 2017a). As IMD is a rare disease, universal vaccination using the more costly meningococcal vaccinations, specifically the vaccination against serogroup B has been shown not to be cost-effective in other European countries (Christensen et al., 2016; Christensen and Trotter, 2017; Tirani et al., 2015).

	2006	2007	2008	2009	2010	2011	2012	2013	2014	2015	2016	2017
IMD cases	35	49	34	39	41	70	56	54	33	36	49	41
IMD deaths	7	9	7	5	4	12	6	9	3	9	9	6

Table 1: Number of IMD cases and deaths per year (sources: Ministry of Human Capacities, 2017b, National Center for Epidemiology, 2016)

3 Theoretical considerations

Demand for vaccination can be modelled as a comparison of the benefits (B) and costs (C) related to the vaccination. The benefits originate from the avoidance of the disease, and the costs are the vaccination fee and non-monetary costs such as side-effects and time costs (for formal models of vaccination demand, see Maurer, 2009, Oster, 2018, among others). The perceived benefits equal the perceived probability of the disease (π) times the health costs of the disease (H). An individual opts for vaccination if

$$\begin{aligned}
 B &\geq C, \\
 B &= \pi \times H.
 \end{aligned}
 \tag{1}$$

If individuals are fully informed and rational, then neither the number of IMD cases nor their media coverage should affect the vaccination decision unless the disease occurs in the small neighbourhood of the decision-maker. The reason is that IMD is a very rare disease, and its occurrence somewhere has no effect on the probability of re-occurrence elsewhere. Elias et al. (2006) and Hoebe et al. (2004) both report that the spatial or temporal clustering of IMD cases beyond chance is rare in both Germany and the Netherlands.

There is plenty of evidence in the literature that the media influence people's behaviour (for a thorough review see Enikolopov and Petrova, 2017 as well as DellaVigna and La Ferrara, 2015), including fertility and divorce decisions (La Ferrara et al., 2012, Kearney and Levine, 2015) and even violence (Card and Dahl, 2011). In recent years, a growing body of evidence has emerged, which suggests that social media also exert a significant effect on vaccination decisions, too (Brunson, 2013, Hoffman et al., 2019, Jamison et al., 2019, among others).

There are two channels that can mediate the effect of media on behaviour. First, if individuals are rational but not fully informed, then media news may provide relevant information for them (Nelson, 1970 Crawford and Sobel, 1982 and Stigler, 1961). In this case, the media can exert an effect even if the information is biased and the readers are aware of that, i.e., if the medium prefers shocking news (Strömberg, 2015, Prat, 2015, Gentzkow et al., 2015). If individuals are rational but not fully informed then learning about the details of an IMD case or a death due to IMD might impact the perceived severity of the disease (H), thus potentially increasing the observed benefits of the vaccination. The individuals can achieve such additional information by the media coverage of IMD.

Second, the news may have a direct behavioural effect in case of bounded rationality.

For instance, this might be the case if individuals are myopic, that is, if they pay attention to recent cases (Oster, 2018), or if they overestimate and overweight small probabilities (Cappelen et al., 2010). In the case of bounded rationality and imperfect information, media coverage of IMD might further affect vaccination demand. When faced with decisions under uncertainty (such as the decision on vaccination), people rely on heuristic principles to simplify the complex tasks of assessing likelihoods and predicting values (Tversky and Kahneman, 1974). One such heuristic is availability, i.e., people assess the probability of an event by the ease at which occurrences of the event could be brought to mind (Tversky and Kahneman, 1973, Tversky and Kahneman, 1974).

Tsutsui et al. (2010) apply a model of bounded rationality to analyse the demand for influenza vaccination. They conclude that the dissemination of information about the vaccination is especially important among people who are inexperienced with the vaccination. As Sadique et al. (2013) note, the severity of the health effects associated with both diseases and vaccination-associated adverse events exerts an important influence on the demand for vaccination.

Betsch et al. (2010) and Chen and Stevens (2016) argue that the vividness and salience of case-based information related to vaccination risks can lead to vaccination refusal. We argue that the salience of a vaccine-preventable disease (such as IMD) can, on the other hand, lead to a higher demand for vaccination. This argument is in line with the availability hypothesis, i.e., people perceive the infection probability (π) to be higher if they can recall IMD cases due to related media coverage. In addition, Kahneman and Tversky (1979) argue that very low probabilities are generally overweighted, possibly contributing to the attractiveness of vaccination in the case of rare diseases, such as IMD.

An additional policy-relevant issue is which subpopulations are more responsive to vaccination-related news of the media. Ackerberg (2001) and Tellis et al. (2000) find that less-informed individuals are more responsive to additional information, such as advertisements. The level of education might also matter, as higher-educated individuals read news more often than those who are less educated (see, e.g., McLeod and McDonald, 1985, Hansen and Benoit, 2007 and Druckman, 2005). In line with that, Qian et al. (2020) finds that higher-educated mothers react with a stronger behaviour change to the claim that the MMR vaccine causes autism.

4 Data sources

Aggregated vaccination statistics were provided by the National Health Insurance Fund Management (NHIF). These are monthly, county-level statistics on the number of meningococcal vaccination purchases at pharmacies, out-of-pocket spending, and social security spending. The time coverage is January 2009 – December 2018, and the database includes all vaccination purchases made within this period. Location (county) corresponds to the location of the pharmacy where the purchase occurred. Because the Men B vaccination became available only in 2014, in the main analysis, we restrict the sample to 2014-2018 to have the same sample period for all three types of vaccinations. In the Appendix, we present the results for the entire available data period. In addition to the data on meningococcal vaccination, for the sake of a placebo analysis, we also use monthly county-level statistics on vaccination against tick-borne encephalitis, which also originates from the NHIF and covers the same time span.

As a supplementary data source, we utilise individual-level vaccination data provided by the National Healthcare Services Center (NHSC).¹ This dataset includes all children who were born between 2008 and 2017 and who were recorded to have an outpatient or inpatient event or a receipt of a state-subsidised medication. The data are linked with the birth registry of the Central Statistical Office (CSO), based on the place and date of birth of the children. After keeping only exact matches, the linkage ratio is 54 percent. The linkage ratio is lower in urban areas. As a result, this database has three important limitations. First, due to imperfect matching, the observed sample is not representative of the entire population. Second, only state-subsidized Men C vaccinations are recorded, while the non-subsidized types B and ACWY are not recorded. Third, we have to constrain our sample to 0- to 2-year-olds to avoid censoring problems. Throughout the years 2010-2016, in the linked NHSC-CSO (individual level) data, we observe 38% of the Men C vaccinations reported by the NHIF (county level data). In turn, the linked NHSC-CSO data include individual characteristics, such as the level of education of the mother and father and the type of municipality of living, which provide further insights into the heterogeneity of vaccination uptake.

County-specific monthly numbers of cases of IMD and annual county-specific IMD death numbers were provided by the National Center for Epidemiology, Department of Epidemics and Infection Control. The time period of the coverage is January 2009 – December 2017 for IMD cases and 2010-2018 for IMD deaths. In the main analysis, we restrict the observations to 2014-2018, and we fill up the missing number of IMD cases in 2018 with zeroes. While

¹These data are available in the secure data room of the Central Statistical Office and the Centre for Economic and Regional Studies.

this implies a measurement error in the IMD cases in 2018, the regression estimation results are robust to excluding year 2018 from the analysis.

County-specific annual statistics on population size and the number of children’s general practitioners (GPs) stem from the T-STAR regional statistical database of the Hungarian Central Statistical Office. The county-specific ratio of the population having at least a secondary education level originates from the Population Census of 2011, and the statistics are reported by the Hungarian Central Statistical Office (2020).

We collected statistics of the online media coverage of the meningococcal disease and vaccination using web scraping techniques and looked at the four most popular online journals of Hungary.² We scraped the news contents of these journals using the keyword of meningitis (agyhártyagyulladás, in Hungarian). We scraped only the article titles; thus, if the keyword appeared only in the article’s text but not in its title, then that article was not considered in our analysis. Additionally, we restrict our attention to those articles that refer to Hungary. We calculate the monthly number of all meningitis-related articles and meningitis-related articles that referred to a death case. We also count the number of meningitis death cases reported by the media. Typically, if the media report a death case, then several articles are published related to the same case. Therefore, the number of articles related to meningococcal death cases is much higher than the number of reported death cases. The majority of the articles refer to a specific county (typically, it is reported in which county the reported illness occurred); thus, we can generate county-specific indicators of mass media coverage.

Finally, to check whether individuals’ web browsing (information searching) activity moves in line with the mass media coverage, we also look at county-specific browsing his-

²The four journals are 24.hu, blikk.hu, index.hu and origo.hu.

tory data from Google trends, again using the keyword of meningitis (agyhártyagyulladás, in Hungarian).

5 Methods

We start our empirical analysis with the provision of descriptive evidence on geographic variations in vaccination rates, and on the time patterns of and comovement between vaccination uptake, media coverage and online searching activity. Using the individual-level vaccination data (linked NHSC-CSO data), we also provide descriptive results on the heterogeneities in vaccination uptake by parental education and living area.

We then turn to regression analyses. Let v_{mct} denote the number of type m vaccinations purchased per million inhabitants aged 0-17 in county c on monthly date t .³

First, to provide insights into the determinants of cross-county variation in vaccination uptake, we analyse how county-specific unemployment rate ($unemp$), the fraction of individuals with at least a secondary education (edu) and children’s GP availability (children’s GP per 100,000 inhabitants aged 0-17, GP) relate to vaccination rate:

$$v_{mct} = \alpha_0 + \alpha_1 unemp_{ct} + \alpha_2 edu_c + \alpha_3 GP_{ct} + D_t \alpha_d + \epsilon_{mct}, \quad (2)$$

where D_t are time (monthly date) dummies. Due to the lack of time variation in edu and the moderate time-variation in the variables $unemp$ and GP , we cannot include county effects

³We do not observe the age of patients buying the vaccinations. However, we know that IMD mostly affects young children and adolescents. Therefore, we assume that mainly these cohorts are vaccinated; hence we relate the vaccination purchases to the population size of ages 0-17. The age cut-off is also set at age 17 because the T-STAR database provides county-specific population size only for certain age intervals, and the calculation of the age 0-17 population size is feasible based on these statistics.

in equation (2).

Second, we investigate how mass media coverage and the number of IMD cases impact vaccination uptake, adding lags of 1 – 4 months to the model. We normalise the number of IMD cases with the size of the population aged 0-17 (IMD_{ct}). The indicators of mass media coverage are also county specific. We include either the county \times month-specific number of meningitis-related online articles ($article_{ct}$) or those articles that refer to a death case ($death_{ct}$).

$$v_{mct} = \beta_0 + \sum_{k=0}^{k=4} \beta_1^k article_{c,t-k} + \sum_{k=0}^{k=4} \beta_2^k IMD_{c,t-k} + D_t \beta_d + D_c \beta_c + \nu_{mct}, \quad (3)$$

$$v_{mct} = \tilde{\beta}_0 + \sum_{k=0}^{k=4} \tilde{\beta}_1^k death_{c,t-k} + \sum_{k=0}^{k=4} \tilde{\beta}_2^k IMD_{c,t-k} + D_t \tilde{\beta}_d + D_c \tilde{\beta}_c + \tilde{\nu}_{mct}. \quad (4)$$

The D_t time (monthly date) dummies capture the effects of country-wide factors, such as vaccination price changes or aggregate trends in the media coverage of the meningococcal disease. D_c are county dummies, which capture such factors as the average welfare in a county and the availability of healthcare services. These county-specific factors are likely related both to the vaccination demand and the incidence of IMD, the latter of which in turn relates to the likelihood of mass media coverage of meningitis in the given county. As a specification check, we replace the incidence indicators (IMD_{ct}) with a mortality indicator, namely, the population weighted, county-specific annual number of IMD deaths. Additionally, to analyse the importance of time coverage, we re-estimate equation (3) over the entire observation period (2009-2018 in case of Men C, 2011-2018 in case of Men ACWY).

To provide further evidence on the causal link between news and vaccination demand, we

test for information collection through the internet on vaccination. Specifically, we estimate equations (5) and (6), where the outcome variable is the county \times month specific indicator of Google search intensity for the term meningitis (“agyhártyagyulladás”), denoted by g_{ct} :

$$g_{ct} = \gamma_0 + \sum_{k=0}^{k=4} \gamma_1^k \text{article}_{c,t-k} + \sum_{k=0}^{k=4} \gamma_2^k \text{IMD}_{c,t-k} + D_t \gamma_d + D_c \gamma_c + \eta_{ct}, \quad (5)$$

$$g_{ct} = \tilde{\gamma}_0 + \sum_{k=0}^{k=4} \tilde{\gamma}_1^k \text{death}_{c,t-k} + \sum_{k=0}^{k=4} \tilde{\gamma}_2^k \text{IMD}_{c,t-k} + D_t \tilde{\gamma}_d + D_c \tilde{\gamma}_c + \tilde{\eta}_{ct}. \quad (6)$$

Next, we analyse heterogeneities in the impact of meningitis-related news on vaccination uptake by three dimensions: county-specific unemployment rate, county-specific availability of children’s GP and county-specific ratio of individuals with at least a secondary education. To do so, we conduct split-sample analyses, splitting the sample at the year-specific median of the three listed heterogeneity indicators. We re-estimate equation (3) based on these subsamples.

Finally, as a placebo check, we re-estimate equation (3) with the per capita number of purchased vaccinations against tick-borne encephalitis as the outcome variable. This vaccination is also optional, with out-of-pocket costs of approximately 5,300 HUF per vaccination. Again, for the sake of comparability, we calculate the number of vaccinations per million inhabitants aged 0-17. In principle, the articles related to IMD should have no effect on the uptake of vaccinations against tick-borne encephalitis because a case of IMD does not have any effect on the risk of tick-borne encephalitis.

6 Results

6.1 Descriptive statistics

Figure 1 shows the regional variation in IMD incidence in Hungary. The annual number of IMD cases per 1 million inhabitants per county varies between 1.3 – 8.1. The incidence rate is generally higher in the northern part of the country, with an average value of 6.1 in the capital city of Budapest (where one-fifth of the population of Hungary lives).

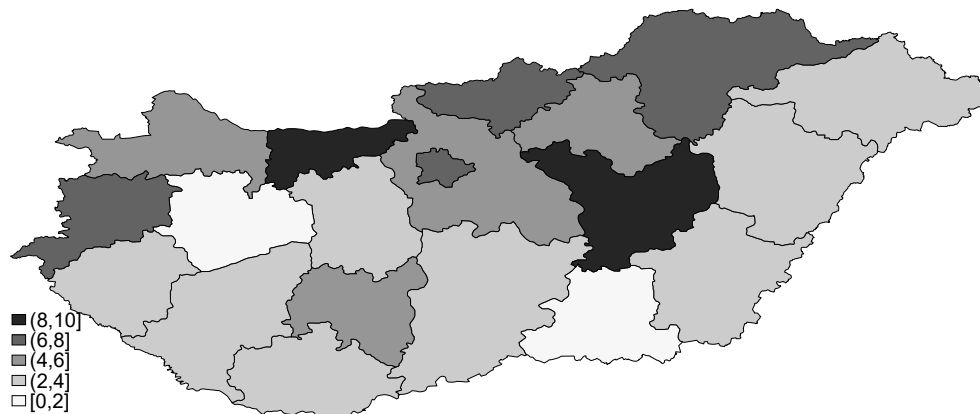


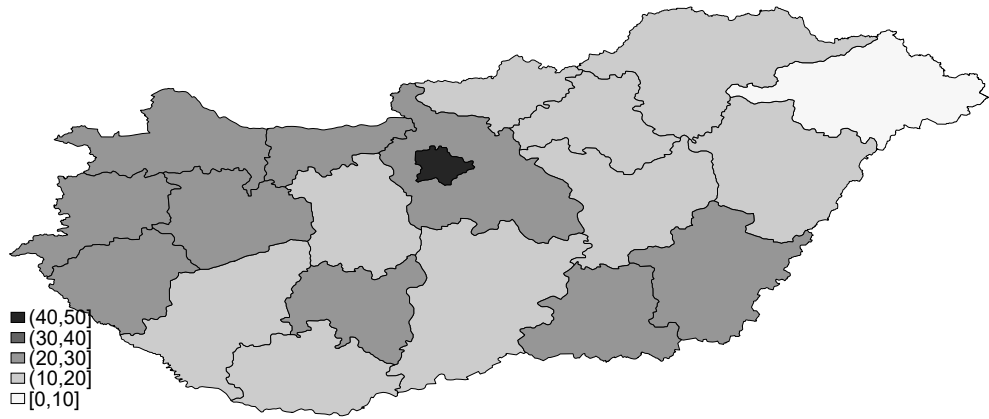
Figure 1: Cases of invasive meningococcal disease per year per million inhabitants (average over 2009-2017)

The average out-of-pocket unit costs of the three types of meningococcal vaccinations vary by vaccination type. Additionally, there are slight variations in prices between pharmacies. Men C is the cheapest vaccination, partly, because it is subsidised. The subsidy rate was 70% until the end of 2016. The subsidisation rate increased in January 2017; since then, the out-of-pocket cost is 300 HUF, but only for patients aged under 2 years (300 HUF \approx 1 EUR). The Men B and Men ACWY vaccinations are much more expensive, as these are not subsidised. The unit cost of the Men B vaccination remained at approximately 30,000 HUF from its introduction in 2014 until 2018. Considering that immunisation against serogroup

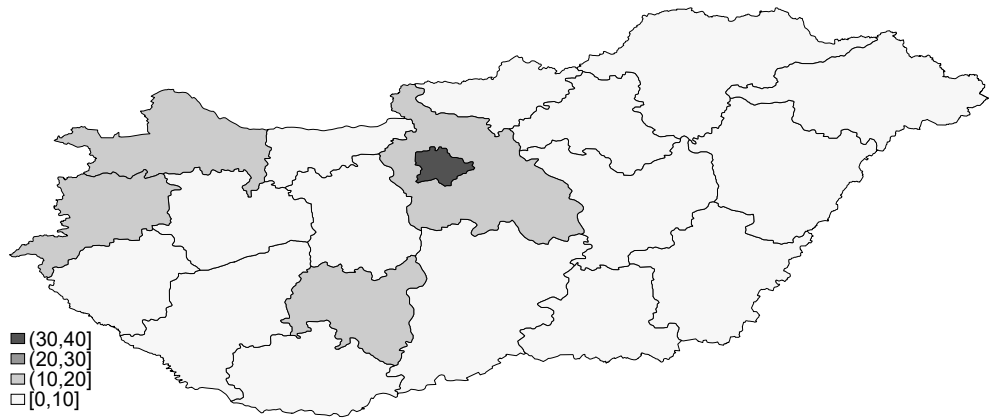
B requires 2 or 3 shots, and that the average monthly net salary was approximately 200,000 HUF in 2017 (Hungarian Central Statistical Office, 2019), immunisation against serogroup B costs, on average, approximately half of a parent's monthly salary. In the period of our analysis, the price of Men ACWY gradually fell from approximately HUF 16,000 per shot to approximately HUF 11,000. Until the end of 2016, considering that the Men C vaccination had to be given in two shots, while the Men ACWY was given in only one shot, the out-of-pocket total costs of the two vaccinations were comparable (the total cost of Men C was approximately 30-50% that of Men ACWY for children under the age of 2).

The maps of Figure 2 indicate that the per capita demand for all three types of meningococcal vaccination tends to be higher in the capital city and in the western part of the country, which is typically richer and more developed. The differences in vaccination purchases are large. The per capita number of Men C vaccinations purchased is 4 times larger in the county with the highest purchase rate than in the county with the lowest purchase rate. The same ratio is approximately 15 in the case of the more expensive vaccinations (Men B and Men ACWY).

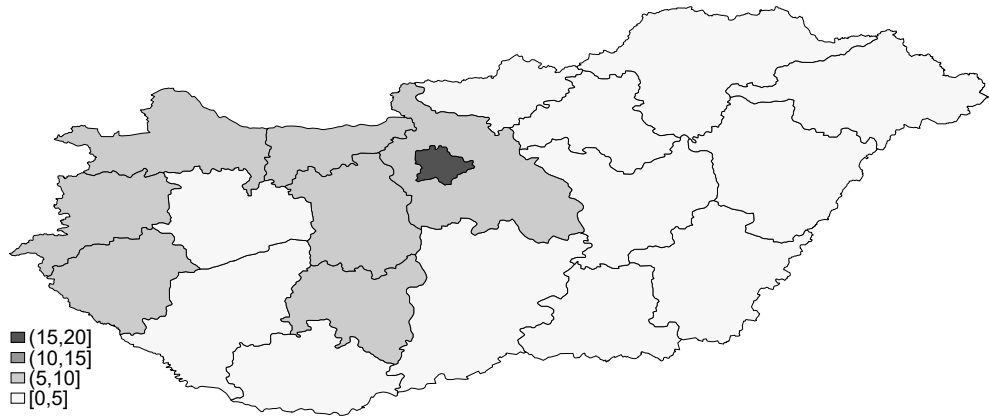
Table 2 shows the vaccination rate at ages 0-2 by parental education and living area. We see clear evidence for a socio-economic gradient: children of more educated parents and living in urban (typically wealthier) areas are more likely to receive the Men C vaccination than are other children. For instance, a child whose mother has less than 8 years of education has a 7.9% probability of receiving the Men C vaccination, whereas a child whose mother is tertiary educated has a 66% probability of receiving the vaccination. Additionally, while the rate of vaccination is 75% in the capital city, it is only 34.5% in villages. Further results indicate that the vaccination rate is the lowest among the children of lower-educated parents



(a) Men C



(b) Men B



(c) Men ACWY

Figure 2: Average annual number of meningococcal vaccinations purchased per 1,000 population aged 0-17 over years 2014-2018

who live in villages.

mother's education	mean	95% CI	father's education	mean	95% CI
0-7 years	0.079	(0.078-0.081)	0-7 years	0.097	(0.094-0.099)
8 years	0.199	(0.199-0.200)	8 years	0.241	(0.240-0.241)
vocational school	0.401	(0.401-0.402)	vocational school	0.455	(0.455-0.456)
grammar school	0.555	(0.554-0.555)	grammar school	0.587	(0.586-0.588)
tertiary	0.659	(0.658-0.660)	tertiary	0.673	(0.672-0.673)

living area	mean	95% CI
Budapest	0.751	(0.750-0.753)
town	0.544	(0.544-0.545)
village	0.345	(0.345-0.346)

Note: The table shows the probability of having received one Men C vaccination until the age of 2, over years 2010-2016. The statistics are based on the linked NHSC-CSO data (as explained in section 4).

Table 2: Socio-economic differences in Men C vaccination rate at ages 0-2

The time trends of county-specific per capita number of vaccinations are displayed in Figure 3. The demand for the Men C vaccination is much higher than that for the Men B and Men ACWY vaccinations. Even after 2017, when the demand for all three types of vaccinations increased, the per capita quantity of Men C purchases remained approximately 10-20 times higher than that of the other two meningitis vaccinations. The differences in the levels of demand are in line with the price differences; i.e., the cheapest version of the meningococcal vaccinations is the most demanded.

Figure 3 also indicates that the vaccination rate jumped up in 2017 for all three types of meningococcal vaccinations. This could potentially be explained by the increased subsidisation rate of the Men C vaccination; however, that should not have such a large effect on the other two vaccination types. Instead, the jump in the demand coincides with the massive media coverage of the sudden death of a secondary school student in Budapest due to IMD in December 2016, followed by the death of a 2-year-old child in Borsod County.

The time trend in the monthly number of online newspaper articles related to meningitis

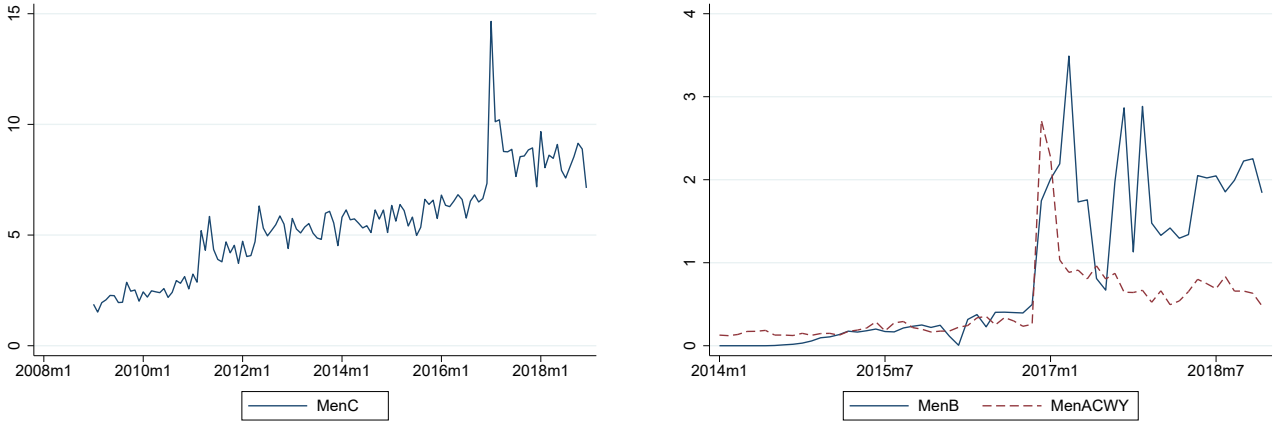
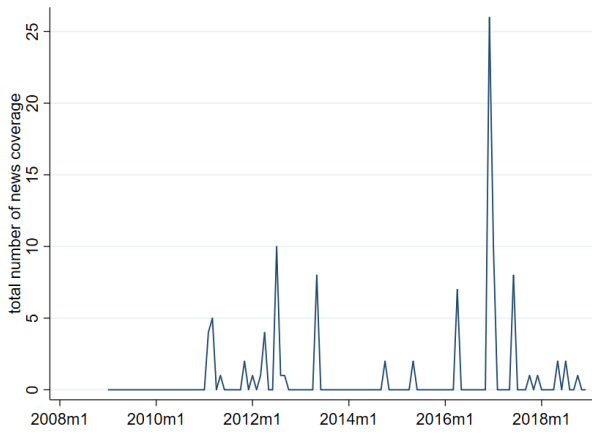


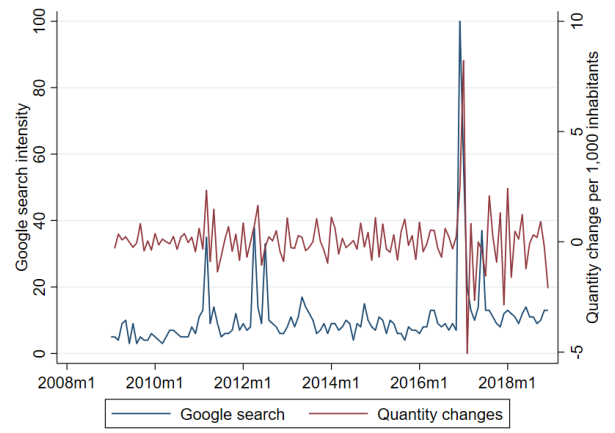
Figure 3: Monthly number of meningococcal vaccinations purchased per 1,000 population aged 0-17

is displayed in panel *a* of Figure 4. Over 2009-2018, we found 100 meningitis-related articles (with a monthly average number of articles of 0.7), out of which 65 articles referred to a death case. Over the same time interval, 7 death cases due to IMD were covered by at least one of the analysed online journals. The peak in the number of articles in December 2016 corresponds to the two death cases mentioned above. Panel *b* of Figure 4 indicates that information search patterns closely follow the mass media coverage of meningitis, and there is a strong co-movement between vaccination uptake and online search intensity.

As the last piece of descriptive evidence, in Figure 5, we provide an event-study type plot. Time=0 corresponds to the month when a meningitis-related online article was released, conditional on no article release the previous 6 months (to ensure a sufficient length of comparison period). We then plot the monthly vaccination rate as a function of the months elapsed since the news release. We see 1.5-5-fold jumps in the rates of vaccination, with more substantial relative jumps in the less-demanded vaccinations.



(a) number of meningitis-related articles



(b) search intensity and vaccination

Figure 4: Mass media coverage, online search patterns related to meningitis and first differenced uptake of meningococcal vaccinations

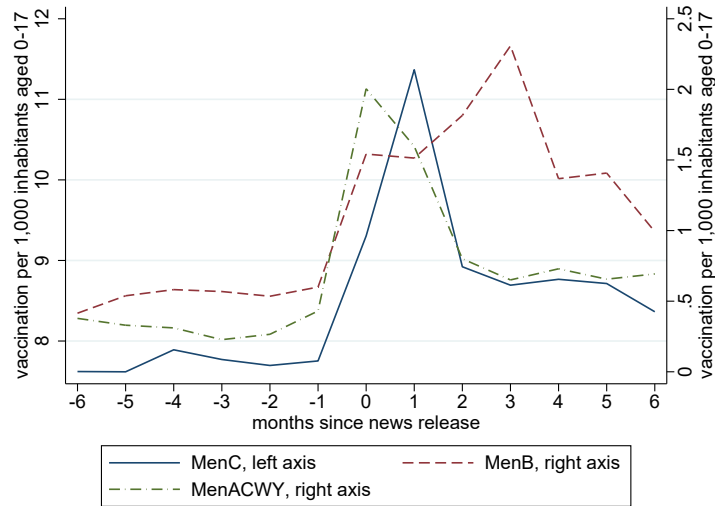


Figure 5: Vaccination uptake per 1,000 population aged 0-17, as function of months elapsed since a news release (years 2014-2018)

6.2 Baseline results

The results of Table 3 reveal that the demand for all three types of meningococcal vaccination is higher in the more affluent counties, i.e., in counties with lower unemployment rates and with more-educated populations. This outcome is in line with the descriptive evidence reported in Table 2. The demand for the Men C vaccination also seems to be higher where the per capita number of children’s GPs is higher; thus, primary care availability matters for the vaccination rate. However, the per capita number of children’s GPs does not seem to matter for the demand for more expensive meningococcal vaccinations. It is important to note that county fixed effects are not included in these regressions; thus, the three county-specific indicators can capture many other unobserved factors (such as health status and health care attitudes of the population), thus these results should not be interpreted as causal.

	Men C	Men B	Men ACWY
unemployment rate (%)	-415.3*** [13.77]	-43.08*** [9.900]	-27.09*** [5.452]
fraction of at least secondary educated (%)	135.5*** [6.621]	76.15*** [8.968]	36.02*** [5.431]
children’s GP per 100,000 inhabitants aged 0-17	47.49*** [3.095]	-3.108* [1.728]	-1.880** [0.834]
monthly date effects	yes	yes	yes
mean of outcome	6,804	722	360
number of observations	1,200	1,080	1,200

Robust standard errors in brackets, *** $p < 0.01$, ** $p < 0.05$, * $p < 0.1$. Sample: years 2014-2018 (from July 2014 in case of Men B). Mean unemployment rate: 5.8%; mean fraction of at least secondary educated: 44.8%, mean number of children’s GP per 100,000 inhabitants aged 0-17: 81.6.

Table 3: Association between county-specific unemployment rate, children’s GP availability and vaccination per million inhabitants aged 0-17

Table 4 presents the main results. Net of monthly date effects and county effects, if a county-specific meningitis-related article is published then that has a positive effect on the uptake of meningococcal vaccinations and on online search activities. This effect declines

substantially after 1–2 months, except for the Men B vaccination, where the effect is estimated to persist even 4 months after the release of the article. This absolute immediate effect is similar for the Men C and Men B vaccinations (additional 170-180 vaccinations per million people aged 0-17), although compared to the mean vaccination rate, the relative increase is larger in the uptake of the Men B vaccination. The relative effect of online media coverage of meningitis is by far the largest on the Men ACWY vaccination (an additional 412 vaccinations compared to the mean of 360 per million people aged 0-17). These effects are slightly larger if the article refers to a death case. On the other hand, we do not see evidence that actual IMD cases would statistically significantly affect vaccination uptake, although there is a weak positive effect on online search activities.

In the bottom of Table 4, we also report the sum of the estimated coefficients of current and lagged meningitis-related articles. Over a 5-month period, the cumulative effect of the news is statistically significant on all three types of meningococcal vaccination, but it is larger on the Men B and Men ACWY vaccinations than on the Men C vaccination. These findings indicate that the release of the news not only changes the timing of the vaccination (vaccinations are brought forward as a result of the news), but also leads to an increased total demand over a 5-month period.

	(1)		(2)		(3)		(4)		(5)		(6)		(7)		(8)	
	Men C	Men B	Men B	Men ACWY	Men C	Men B	Men ACWY	Men B	Men ACWY	Men B	Men ACWY	Men B	Men ACWY	search	search	search
number of county-specific articles current	177.9*** [16.27]	169.2*** [29.21]	169.2*** [29.21]	412.3*** [58.55]	203.7*** [14.07]	180.4*** [19.14]	426.5*** [49.98]	180.4*** [19.14]	426.5*** [49.98]	180.4*** [19.14]	426.5*** [49.98]	1.644** [0.601]	1.644** [0.601]	1.644** [0.601]	1.502*** [0.523]	1.502*** [0.523]
1 month lag	212.9*** [25.91]	106.1*** [22.99]	106.1*** [22.99]	259.3*** [27.15]	214.6*** [19.53]	122.1*** [19.75]	277.4*** [31.77]	122.1*** [19.75]	277.4*** [31.77]	122.1*** [19.75]	277.4*** [31.77]	0.446 [0.327]	0.446 [0.327]	0.446 [0.327]	0.435 [0.322]	0.435 [0.322]
2 months lag	-42.89** [17.86]	147.1*** [27.28]	147.1*** [27.28]	69.63*** [10.46]	-26.74 [18.51]	146.4*** [22.64]	74.24*** [14.20]	146.4*** [22.64]	74.24*** [14.20]	146.4*** [22.64]	74.24*** [14.20]	0.116 [0.252]	0.116 [0.252]	0.116 [0.252]	0.0626 [0.225]	0.0626 [0.225]
3 months lag	-12.13 [22.68]	360.6*** [83.22]	360.6*** [83.22]	60.68*** [14.72]	-3.132 [20.90]	384.2*** [66.30]	63.60*** [12.38]	384.2*** [66.30]	63.60*** [12.38]	384.2*** [66.30]	63.60*** [12.38]	0.381 [0.277]	0.381 [0.277]	0.381 [0.277]	0.297 [0.217]	0.297 [0.217]
4 months lag	-18.72 [14.59]	101.4*** [25.33]	101.4*** [25.33]	64.11*** [7.855]	-33.56** [13.84]	118.2*** [24.37]	60.24*** [8.321]	118.2*** [24.37]	60.24*** [8.321]	118.2*** [24.37]	60.24*** [8.321]	-0.0801 [0.227]	-0.0801 [0.227]	-0.0801 [0.227]	-0.160 [0.187]	-0.160 [0.187]
IMD cases per million population aged 0-17 current	-0.717 [2.697]	-0.0946 [4.189]	-0.0946 [4.189]	-0.797 [2.442]	-0.776 [2.692]	0.0815 [4.101]	-0.325 [2.254]	0.0815 [4.101]	-0.325 [2.254]	0.0815 [4.101]	-0.325 [2.254]	0.198** [0.0928]	0.198** [0.0928]	0.198** [0.0928]	0.202** [0.0923]	0.202** [0.0923]
1 month lag	-1.830 [2.842]	0.584 [2.179]	0.584 [2.179]	-0.298 [1.603]	-1.156 [2.835]	0.715 [2.065]	0.937 [1.367]	0.715 [2.065]	0.937 [1.367]	0.715 [2.065]	0.937 [1.367]	0.0161 [0.0523]	0.0161 [0.0523]	0.0161 [0.0523]	0.0222 [0.0512]	0.0222 [0.0512]
2 months lag	1.631 [4.174]	0.431 [2.640]	0.431 [2.640]	2.117 [1.388]	2.411 [4.698]	1.028 [2.809]	3.559** [1.629]	1.028 [2.809]	3.559** [1.629]	1.028 [2.809]	3.559** [1.629]	-0.0790 [0.0792]	-0.0790 [0.0792]	-0.0790 [0.0792]	-0.0742 [0.0791]	-0.0742 [0.0791]
3 months lag	5.170 [3.561]	-1.265 [4.603]	-1.265 [4.603]	2.283** [1.025]	5.094 [3.541]	-0.288 [4.258]	2.605* [1.310]	-0.288 [4.258]	2.605* [1.310]	-0.288 [4.258]	2.605* [1.310]	0.00230 [0.110]	0.00230 [0.110]	0.00230 [0.110]	0.00354 [0.109]	0.00354 [0.109]
4 months lag	-0.668 [2.289]	0.702 [2.420]	0.702 [2.420]	1.395 [0.872]	-0.868 [2.251]	1.823 [2.100]	1.774** [0.760]	1.823 [2.100]	1.774** [0.760]	1.823 [2.100]	1.774** [0.760]	-0.0853 [0.0849]	-0.0853 [0.0849]	-0.0853 [0.0849]	-0.0824 [0.0854]	-0.0824 [0.0854]
county effects	yes	yes	yes	yes	yes	yes	yes	yes	yes	yes	yes	yes	yes	yes	yes	yes
monthly date effects	yes	yes	yes	yes	yes	yes	yes	yes	yes	yes	yes	yes	yes	yes	yes	yes
mean of outcome	6,804	722	722	360	6,804	722	360	722	6,804	722	360	15,553	15,553	15,553	15,553	15,553
sum of nr of article coefficients	317.1*** [46.75]	884.3*** [178.6]	884.3*** [178.6]	866*** [114]	354.9*** [50.07]	951.3*** [143.2]	901.9*** [113.8]	951.3*** [143.2]	354.9*** [50.07]	901.9*** [113.8]	901.9*** [113.8]	2.508*** [1.075]	2.508*** [1.075]	2.508*** [1.075]	2.137*** [0.745]	2.137*** [0.745]
number of observations	1,200	1,080	1,080	1,200	1,200	1,080	1,200	1,080	1,200	1,080	1,200	1,200	1,200	1,200	1,200	1,200

Robust standard errors in brackets, *** p<0.01, ** p<0.05, * p<0.1. Sample: years 2014-2018 (from July 2014 in case of Men B). All meningitis-related articles are considered in models (1-3) and (7). Articles referring to an IMD death case are considered in models (4-6) and (8). In models (1-6), the outcome is the monthly vaccination rate per million population aged 0-17. In models (7-8) the outcome is the Google search intensity on the 0-100 scale.

Table 4: Fixed effects models of vaccination uptake and online search intensity

Appendix Table A1 shows that if both county fixed effects and monthly date fixed effects are excluded from equation (3) then mass media coverage is estimated to have a stronger positive effect on the demand for all three types of meningococcal vaccination. Including county effects (to eliminate the influence of county-specific time-invariant factors) reduces the estimated effects, but these estimated effects are still higher than those obtained under the preferred baseline specifications (Table 4). This outcome suggests that if country-wide time trends in vaccination demand are not taken into account then the effect of mass media coverage on vaccination demand is overestimated.

The results reported in Appendix B show that extending the time coverage to the entire observation period (years 2009-2018 in the case of the Men C vaccination and 2011-2018 in the case of the Men ACWY vaccination) has little effect on the estimated relation between online media coverage and vaccination uptake, although the precision of the estimates decreases.

The estimated effects of county-specific meningitis-related news on vaccination uptake change little if instead of the IMD incidence rate, the annual mortality rate is included as a regressor (Table 5). A statistically significant and strong positive effect of media coverage is estimated on the uptake of all three types of meningococcal vaccinations. At the same time, the actual number of IMD death cases has no or even a negative (albeit small) effect on the demand for meningococcal vaccinations.

6.3 Heterogeneity analysis

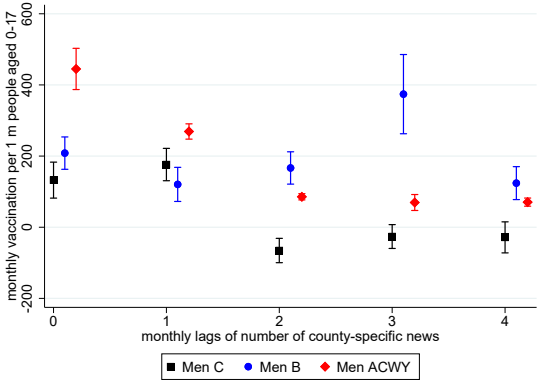
It is interesting from a policy point of view which segments of the population are more responsive to vaccination and disease-related news. Figure 6 summarises the estimation

	(1) Men C	(2) Men B	(3) Men ACWY
number of county-specific articles			
current	178.9*** [13.26]	170.1*** [27.26]	411.9*** [58.89]
1 month lag	216.8*** [30.70]	107.2*** [19.69]	260.9*** [25.69]
2 months lag	-34.19* [17.03]	147.0*** [25.08]	73.29*** [8.370]
3 months lag	-6.046 [19.48]	360.4*** [82.09]	63.58*** [12.20]
4 months lag	-16.28 [16.01]	102.5*** [21.82]	65.68*** [6.903]
annual IMD deaths per million population aged 0-17 in the county			
current year	-7.970*** [2.239]	-0.939 [4.762]	-0.420 [1.381]
county effects	yes	yes	yes
monthly date effects	yes	yes	yes
mean of outcome	6,804	722	360
number of observations	1,200	1,080	1,200

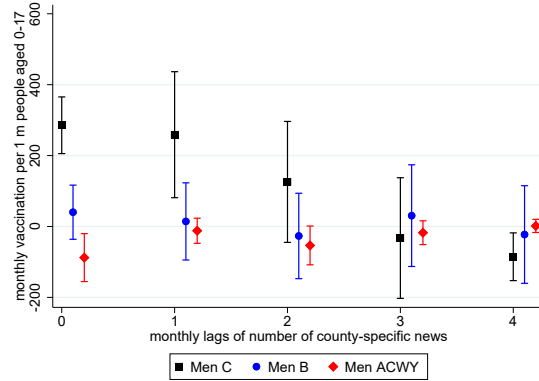
Robust standard errors in brackets, *** p<0.01, ** p<0.05, * p<0.1.
Sample: years 2014-2018 (from July 2014 in case of Men B)
All meningitis-related articles are considered. The outcome is the monthly vaccination rate per million inhabitants aged 0-17.

Table 5: Fixed effects models of vaccination uptake, annual county-specific IMD mortality rate included as regressor

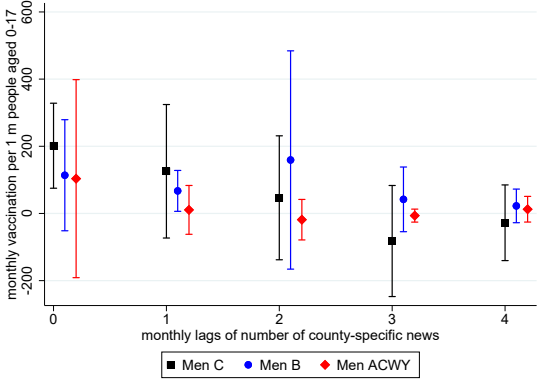
results of the heterogeneity analysis. The top two plots indicate that mass media coverage of meningitis has a stronger impact on the uptake of Men B and Men ACWY vaccinations in counties where the rate of unemployment is lower. Similarly, the impact of mass media coverage is stronger in counties where the average level of education is higher (middle two plots) and where the per capita number of children’s GP is higher (bottom two plots). There is no clear evidence for heterogeneities in the impact of meningitis-related news on the uptake of the most affordable type of meningococcal vaccination (Men C). Overall, these results suggest that, on average, children of better-off, higher-educated parents are more likely to receive meningococcal vaccinations as a consequence of mass media coverage of the disease.



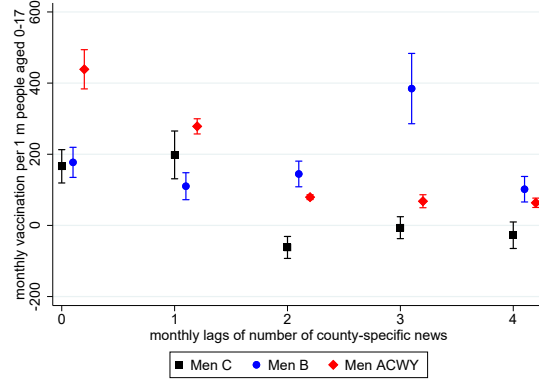
(a) Unemployment rate: below median



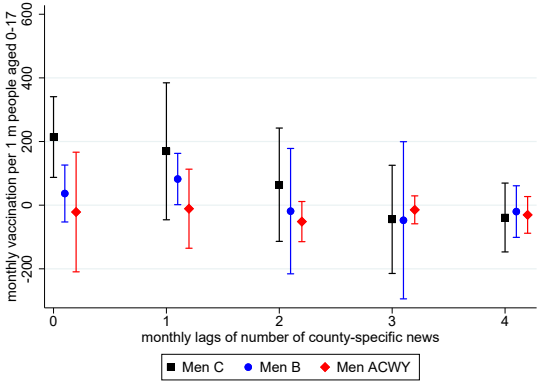
(b) Unemployment rate: above median



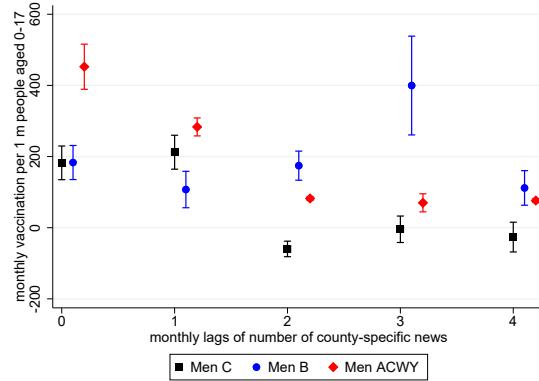
(c) Fraction with at least secondary education: below median



(d) Fraction with at least secondary education: above median



(e) Per capita number of children's GP: below median



(f) Per capita number of children's GP: above median

Figure 6: Heterogeneity in the effect of meningitis-related online articles on vaccination (with 95% CI)

This outcome can partly be due to an income effect, since only better-off families can afford the costly vaccination, but is also in line with earlier results in the literature that on average, the impact of media is stronger among the more-educated individuals.

6.4 Placebo analysis

To ensure that our findings are not driven by model misspecification, we perform a placebo analysis, where the outcome variable is the demand for vaccination against tick-borne encephalitis (TBE). Since meningococcal meningitis and TBE are unrelated diseases, we should see no effect of news related to meningitis on the uptake of vaccinations against TBE.

The results reported in Table 6 indicate that 1-4 months after the release of the news, meningitis-related articles have moderate (up to 3%) and statistically insignificant positive effects on the uptake of vaccinations against TBE. The positive (albeit insignificant) effects might be the result of contact with the GP and the discussion of the available vaccinations as a result of the mass media coverage of meningitis.

7 Discussion

In this paper, we analysed how the uptake of vaccinations against meningococcal meningitis responds to mass media coverage of the disease and to actual incidence rates. Using county-level monthly panel data from Hungary, we found evidence that the demand for all three types of meningococcal vaccination responds to mass media coverage, while little evidence is found that the actual incidence or mortality rate of invasive meningococcal disease influences vaccination demand.

	coeff	S.E.
number of meningitis-related county-specific articles		
current	-13.07	[165.6]
1 month lag	130.1	[252.9]
2 months lag	12.95	[178.8]
3 months lag	126.1	[112.2]
4 months lag	224.2	[158.2]
IMD cases per million population aged 0-17		
current	-1.370	[21.59]
1 month lag	12.65	[28.17]
2 months lag	26.37	[20.87]
3 months lag	32.95*	[16.09]
4 months lag	31.67	[27.98]
county effects	yes	
monthly date effects	yes	
mean of outcome	6,727	
number of observations	1,200	
Robust standard errors in brackets, *** p<0.01, ** p<0.05, * p<0.1.		
Sample: years 2014-2018.		
All meningitis-related articles are considered. The outcome is the monthly vaccination rate per million population aged 0-17.		

Table 6: Fixed effects models of uptake of vaccination against tick-borne encephalitis

Meningitis-related online articles have a positive effect on the demand for Men C, Men B and Men ACWY vaccinations. This is more than a timing effect, and the total effect remains positive over a 5-month horizon. The increasing demand in relative terms is the strongest for the least demanded type of vaccination (vaccination against serogroups A, C, W, Y), with an immediate (within 1 month) effect of approximately 114%, compared to the average rate of vaccination. The results altogether imply that individuals are not perfectly informed about the severity or incidence of invasive meningococcal disease and/or that their vaccination decisions are not fully rational; otherwise, media coverage would not have an effect on vaccination demand.

Our paper contributes to the literature by documenting the strong influence of mass media coverage of a disease on vaccination uptake. The findings point to the responsibility of the mass media in influencing health-related decisions, specifically, decisions related to vaccination. Our findings are also particularly important in our era in which the reluctance

or refusal to vaccinate is a global health threat (WHO, 2019). Health specialists and policymakers should strive to provide objective and clear information related to the spread of diseases and vaccinations in the mass media. Such information provision could provide a balance against the selective and often misleading nature of the contents of mass media. As we see in the context of our paper, the excessive coverage of a single death event caused by invasive meningococcal disease leads to a surge in vaccination rates, while the media remain silent over many other similar death cases.

Some limitations of our study need to be mentioned. Our data are restricted to monthly county-level statistics of vaccination purchases and disease occurrence. Thus, we could not analyse heterogeneities in the response to mass media coverage by household level characteristics, nor could we conduct a refined analysis of the spatial patterns in the response of vaccination uptake to a new occurrence of the invasive meningococcal disease. A further data limitation is that county-specific fatalities are observed only annually. Additionally, the impact of mass media was analysed on a disease with rapid progression and a high fatality rate. The analysis of the impact of mass media on the demand for vaccinations against diseases with different characteristics (with slower progression, such as the human papillomavirus, or with lower mortality rate, such as the rotavirus) remains to future research. It is also an important issue whether our results are externally valid to other countries. We believe that our results have relevance to other institutional settings where a vaccination is not mandatory; in such settings, the individuals' decision on whether to vaccinate is strongly influenced by disease- or vaccination-related news in the mass media.

References

- Ackerberg, D. A. (2001). Empirically distinguishing informative and prestige effects of advertising. *RAND Journal of Economics*, 316–333.
- Beach, R. H., F. Kuchler, E. S. Leibtag, and C. Zhen (2008). The effects of avian influenza news on consumer purchasing behavior: A case study of Italian consumers' retail purchases. *United States Department of Agriculture, Economic Research Report* (65).
- Betsch, C., F. Renkewitz, T. Betsch, and C. Ulshöfer (2010). The influence of vaccine-critical websites on perceiving vaccination risks. *Journal of Health Psychology* 15(3), 446–455.
- Brunson, E. K. (2013). The impact of social networks on parents vaccination decisions. *Pediatrics* 131(5), e1397–e1404.
- Cappelen, A., O. Mæstad, and B. Tungodden (2010). Demand for childhood vaccination—insights from behavioral economics. In *Forum for Development Studies*, Volume 37, pp. 349–364. Taylor & Francis.
- Card, D. and G. B. Dahl (2011). Family violence and football: the effect of unexpected emotional cues on violent behavior. *The Quarterly Journal of Economics* 126(1), 103–143.
- CDC (2019). Measles cases and outbreaks. <https://www.cdc.gov/measles/cases-outbreaks.html>. Accessed: 2019-05-13.
- Chen, F. and R. Stevens (2016). Applying lessons from behavioral economics to increase flu vaccination rates. *Health Promotion International* 32(6), 1067–1073.

- Christensen, H., T. Irving, J. Koch, C. L. Trotter, B. Ultsch, F. Weidemann, O. Wichmann, and W. Hellenbrand (2016). Epidemiological impact and cost-effectiveness of universal vaccination with Bexsero® to reduce meningococcal group B disease in Germany. *Vaccine* 34(29), 3412–3419.
- Christensen, H. and C. L. Trotter (2017). Modelling the cost-effectiveness of catch-up menB(Bexsero) vaccination in England. *Vaccine* 35(2), 208–211.
- Crawford, V. P. and J. Sobel (1982). Strategic information transmission. *Econometrica: Journal of the Econometric Society*, 1431–1451.
- DellaVigna, S. and E. La Ferrara (2015). Economic and social impacts of the media. In *Handbook of Media Economics*, Volume 1, pp. 723–768. Elsevier.
- Dillaway, R., K. D. Messer, J. C. Bernard, and H. M. Kaiser (2011). Do consumer responses to media food safety information last? *Applied Economic Perspectives and Policy* 33(3), 363–383.
- Druckman, J. N. (2005). Media matter: How newspapers and television news cover campaigns and influence voters. *Political Communication* 22(4), 463–481.
- ECDC (2019). European centre for disease prevention and control. Factsheet about meningococcal disease. <https://ecdc.europa.eu/en/meningococcal-disease/factsheet>. Accessed: 2019-04-24.
- Elias, J., D. Harmsen, H. Claus, W. Hellenbrand, M. Frosch, and U. Vogel (2006). Spatiotemporal analysis of invasive meningococcal disease, Germany. *Emerging Infectious Diseases* 12(11), 1689.

- Enikolopov, R. and M. Petrova (2017). Mass media and its influence on behaviour. *Els Opuscles del CREI* (44), 2604–2266.
- Eurostat (2019). Households - level of internet access. <https://ec.europa.eu/eurostat/web/digital-economy-and-society/data/database>. accessed: 26 November 2019.
- Gentzkow, M., J. M. Shapiro, and D. F. Stone (2015). Media bias in the marketplace: Theory. In *Handbook of media economics*, Volume 1, pp. 623–645. Elsevier.
- Hansen, G. J. and W. L. Benoit (2007). Communication forms as predictors of issue knowledge in presidential campaigns: A meta-analytic assessment. *Mass Communication & Society* 10(2), 189–210.
- Hoebe, C. J., H. De Melker, L. Spanjaard, J. Dankert, and N. Nagelkerke (2004). Space-time cluster analysis of invasive meningococcal disease. *Emerging Infectious Diseases* 10(9), 1621.
- Hoffman, B. L., E. M. Felter, K.-H. Chu, A. Shensa, C. Hermann, T. Wolynn, D. Williams, and B. A. Primack (2019). Its not all about autism: The emerging landscape of anti-vaccination sentiment on facebook. *Vaccine*.
- Hungarian Central Statistical Office (2019). Average monthly net salary of the employed. https://www.ksh.hu/docs/hun/xstadat/xstadat_evkozi/e_qli030b.html. Accessed: 2019-05-13.
- Hungarian Central Statistical Office (2020). Population census 2011, regional data. http://www.ksh.hu/nepszamlalas/tables_regional_01.

- Jamison, A. M., D. A. Broniatowski, and S. C. Quinn (2019). Malicious actors on twitter: A guide for public health researchers. *American Journal of Public Health* (0), e1–e5.
- Kahneman, D. and A. Tversky (1979). Prospect theory: An analysis of decision under risk. *Econometrica* 47(2), 263–292.
- Kearney, M. S. and P. B. Levine (2015). Media influences on social outcomes: The impact of mtv’s 16 and pregnant on teen childbearing. *American Economic Review* 105(12), 3597–3632.
- La Ferrara, E., A. Chong, and S. Duryea (2012). Soap operas and fertility: Evidence from brazil. *American Economic Journal: Applied Economics* 4(4), 1–31.
- Marek, E., T. Dergez, G. Rebek-Nagy, A. Kricskovics, K. Kovacs, S. Bozsa, I. Kiss, I. Ember, and P. Gocze (2011). Adolescents awareness of HPV infections and attitudes towards HPV vaccination 3 years following the introduction of the HPV vaccine in Hungary. *Vaccine* 29(47), 8591–8598.
- Maurer, J. (2009). Who has a clue to preventing the flu? unravelling supply and demand effects on the take-up of influenza vaccinations. *Journal of Health Economics* 28(3), 704–717.
- McLeod, J. M. and D. G. McDonald (1985). Beyond simple exposure: Media orientations and their impact on political processes. *Communication Research* 12(1), 3–33.
- Ministry of Human Capacities (2017a). Methodological letter on invasive meningococcal disease. https://www.antsz.hu/data/cms83985/Meningococcus_ML_2017.pdf. Accessed: 2019-04-24.

- Ministry of Human Capacities (2017b). Reported infectious diseases in Hungary. https://www.antsz.hu/data/cms87738/Fertozo_2017.pdf. Accessed: 2019-04-28.
- National Center for Epidemiology (2016). Report on the invasive meningococcal disease in Hungary in 2016. *Epinfo* (49).
- Nelson, P. (1970). Information and consumer behaviour. *Journal of Political Economy* 78(2), 311–329.
- Oster, E. (2018). Does disease cause vaccination? Disease outbreaks and vaccination response. *Journal of Health Economics* 57, 90–101.
- Prat, A. (2015). Media capture and media power. In *Handbook of Media Economics*, Volume 1, pp. 669–686. Elsevier.
- Qian, M., S.-Y. Chou, and E. K. Lai (2020). Confirmatory bias in health decisions: Evidence from the MMR-autism controversy. *Journal of Health Economics*.
- Sadique, M. Z., N. Devlin, W. J. Edmunds, and D. Parkin (2013). The effect of perceived risks on the demand for vaccination: results from a discrete choice experiment. *PLoS One* 8(2), e54149.
- Schaller, J., L. Schulkind, and T. Shapiro (2019). Disease outbreaks, healthcare utilization, and on-time immunization in the first year of life. *Journal of Health Economics* 67.
- Smith, M. J., S. S. Ellenberg, L. M. Bell, and D. M. Rubin (2008). Media coverage of the measles-mumps-rubella vaccine and autism controversy and its relationship to MMR immunization rates in the United States. *Pediatrics* 121(4), e836–e843.

- Stigler, G. J. (1961). The economics of information. *Journal of Political Economy* 69(3), 213–225.
- Strömberg, D. (2015). Media coverage and political accountability: Theory and evidence. In *Handbook of media Economics*, Volume 1, pp. 595–622. Elsevier.
- Tellis, G. J., R. K. Chandy, and P. Thaivanich (2000). Which ad works, when, where, and how often? modeling the effects of direct television advertising. *Journal of Marketing Research* 37(1), 32–46.
- Tirani, M., M. Meregaglia, and A. Melegaro (2015). Health and economic outcomes of introducing the new menB vaccine (Bexsero) into the Italian routine infant immunisation programme. *PloS one* 10(4), e0123383.
- Tsutsui, Y., U. Benzion, S. Shahrabani, and G. Y. Din (2010). A policy to promote influenza vaccination: a behavioral economic approach. *Health Policy* 97(2-3), 238–249.
- Tversky, A. and D. Kahneman (1973). Availability: A heuristic for judging frequency and probability. *Cognitive Psychology* 5(2), 207–232.
- Tversky, A. and D. Kahneman (1974). Judgment under uncertainty: Heuristics and biases. *Science* 185(4157), 1124–1131.
- Verbeke, W., R. W. Ward, and J. Viaene (2000). Probit analysis of fresh meat consumption in Belgium: exploring BSE and television communication impact. *Agribusiness: An International Journal* 16(2), 215–234.

WHO (2015). Meningococcal meningitis. <https://www.who.int/immunization/diseases/meningitis/en/>. Accessed: 2019-04-24.

WHO (2018a). 10 facts on immunization. <https://www.who.int/features/factfiles/immunization/en/>. Accessed: 2019-05-13.

WHO (2018b). Meningococcal meningitis. <https://www.who.int/news-room/fact-sheets/detail/meningococcal-meningitis>. Accessed: 2019-04-24.

WHO (2019). Ten threats to global health in 2019. <https://www.who.int/emergencies/ten-threats-to-global-health-in-2019>. Accessed: 2019-05-13.

Appendix

A Specification check: exclusion of fixed effects

	(1) Men C	(2) Men B	(3) Men ACWY	(4) Men C	(5) Men B	(6) Men ACWY
number of county-specific articles						
current	584.2*** [85.27]	308.7*** [28.76]	505.4*** [54.81]	266.9*** [88.14]	207.8*** [28.52]	471.3*** [56.77]
1 month lag	962.6*** [73.64]	256.8*** [20.40]	341.6*** [27.23]	670.5*** [64.12]	163.1*** [15.55]	310.4*** [23.29]
2 months lag	469.7*** [68.87]	310.0*** [35.55]	125.9*** [10.61]	172.4** [68.25]	215.4*** [30.27]	94.37*** [6.048]
3 months lag	506.5*** [46.92]	566.2*** [57.98]	112.3*** [12.16]	211.2*** [38.21]	472.3*** [66.71]	80.91*** [12.56]
4 months lag	466.2*** [102.2]	236.8*** [29.56]	121.0*** [14.12]	143.0*** [46.71]	132.4*** [19.95]	87.39*** [5.217]
IMD cases per million population aged 0-17						
current	-13.85 [16.45]	-6.711 [5.767]	-3.655 [2.950]	-17.04 [12.30]	-9.371 [6.397]	-3.192 [3.004]
1 month lag	-12.96 [16.13]	-10.85** [4.434]	-3.032 [2.644]	-14.25 [11.38]	-11.80*** [3.276]	-2.337 [1.813]
2 months lag	-10.38 [17.48]	-6.504 [5.575]	0.0307 [2.560]	-10.09 [9.365]	-7.229* [3.670]	0.707 [1.793]
3 months lag	-14.48 [15.64]	-10.71** [5.004]	-0.705 [1.799]	-12.94 [8.163]	-11.65* [6.352]	0.0894 [1.382]
4 months lag	-21.64 [14.23]	-10.50* [5.496]	-1.824 [1.764]	-19.78** [7.318]	-10.84*** [3.610]	-0.894 [1.379]
county effects	no	no	no	yes	yes	yes
monthly date effects	no	no	no	no	no	no
mean of outcome	6,804	722	360	6,804	722	360
number of observations	1,200	1,080	1,200	1,200	1,080	1,200

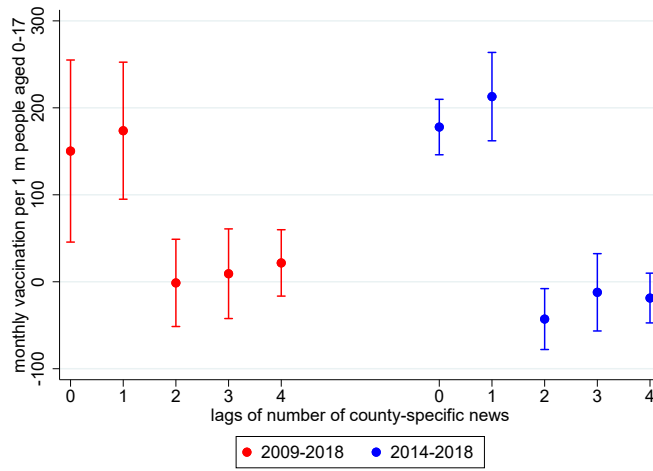
Robust standard errors in brackets, *** p<0.01, ** p<0.05, * p<0.1. Sample: years 2014-2018 (from July 2014 in case of Men B). All meningitis-related articles are considered in models (1-6). The outcome is the monthly vaccination rate per million population aged 0-17.

Table A1: OLS and fixed effects models of vaccination uptake

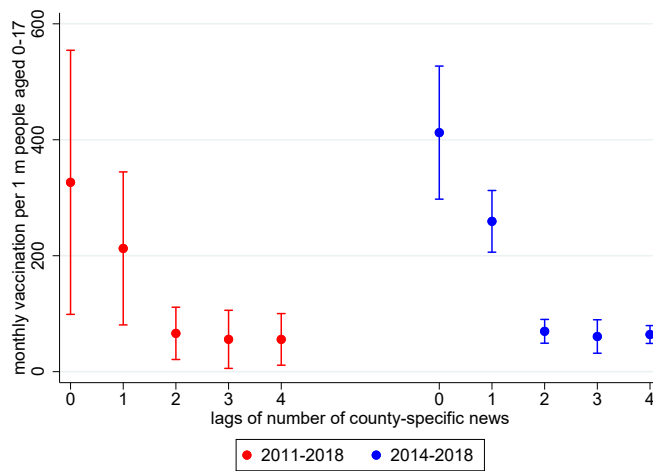
B Heterogeneity by time

We re-estimate equation (3) on the entire range of years for which we have data and the analysed vaccinations were available, i.e. years 2009-2018 for the Men C vaccination, and years 2011-2018 for the Men ACWY vaccination. (Men B vaccination became available in year 2014, at which year our sample period begins in the baseline specifications).

Although the point estimates are qualitatively robust to the sample period, the estimates are more precise over years 2014-2018. The increased precision is due to the fact that most of the meningitis-related articles were published in years 2016-2017, and internet access of households increased gradually throughout 2009-2018, from 53% in 2009 to 83% in 2018 (source: Eurostat, 2019). Therefore, our estimated results mostly originate from the vaccination response to online media coverage in the second half of the entire observation period, the observations from the earlier years mostly add a noise to the estimates.



(a) Men C



(b) Men ACWY

Figure B1: Estimated effects of meningitis-related online articles on vaccination (with 95% CI)