

Hämäläinen, Timo; Kovanen, Arto

Working Paper

International capital flows, deregulation and the offset coefficient in Finland 1975-1990

Bank of Finland Discussion Papers, No. 7/1991

Provided in Cooperation with:

Bank of Finland, Helsinki

Suggested Citation: Hämäläinen, Timo; Kovanen, Arto (1991) : International capital flows, deregulation and the offset coefficient in Finland 1975-1990, Bank of Finland Discussion Papers, No. 7/1991, ISBN 951-686-283-7, Bank of Finland, Helsinki, <https://nbn-resolving.de/urn:nbn:fi:bof-201908071362>

This Version is available at:

<https://hdl.handle.net/10419/211610>

Standard-Nutzungsbedingungen:

Die Dokumente auf EconStor dürfen zu eigenen wissenschaftlichen Zwecken und zum Privatgebrauch gespeichert und kopiert werden.

Sie dürfen die Dokumente nicht für öffentliche oder kommerzielle Zwecke vervielfältigen, öffentlich ausstellen, öffentlich zugänglich machen, vertreiben oder anderweitig nutzen.

Sofern die Verfasser die Dokumente unter Open-Content-Lizenzen (insbesondere CC-Lizenzen) zur Verfügung gestellt haben sollten, gelten abweichend von diesen Nutzungsbedingungen die in der dort genannten Lizenz gewährten Nutzungsrechte.

Terms of use:

Documents in EconStor may be saved and copied for your personal and scholarly purposes.

You are not to copy documents for public or commercial purposes, to exhibit the documents publicly, to make them publicly available on the internet, or to distribute or otherwise use the documents in public.

If the documents have been made available under an Open Content Licence (especially Creative Commons Licences), you may exercise further usage rights as specified in the indicated licence.

This study examines, using variable-parameter regression, how the offset coefficient in the capital flow equation for Finland has changed over time. We found the constant parameter estimate of the offset coefficient to be stable and quite large. Instead, the interest rate sensitivity has increased. The results suggest that international capital flows have become more sensitive to interest rate differentials. We also examine how international capital flows are affected by exchange rate speculations.

Timo Hämäläinen — Arto Kovanen

Bank of Finland Economics Department

16.05.1991

TIIVISTELMÄ

INTERNATIONAL CAPITAL FLOWS, DEREGULATION
AND THE OFFSET COEFFICIENT IN FINLAND 1975–1990

Tutkimme tarkastelee muuttuvaparametrisella regressiolla, miten offset-kertoimen arvo on muuttunut Suomessa. Löysimme offset-kertoimen arvon tasoksi ja suhteellisen suureksi. Sen sijaan korkokerroin on kasvanut liberalisoinnin seurauksena. Tulokset viittaavat siihen, että kansainvälisten pääomavirtojen herkkyys korkodifferenssille on lisääntynyt. Tutkimme myös, miten kansainvälisten pääomavirtojen arvo on muuttunut valuuttakurssispekulaation vaikutuksesta.

ISSN 0355-9517
1991 0757 3375

Bank of Finland
Helsinki 1991

ISBN 951-686-283-7
ISSN 0785-3572

Suomen Pankin monistuskeskus
Helsinki 1991

ABSTRACT

This study examines, using variable-parameter regression, how the offset coefficient in the capital flow equation for Finland has changed over time. We found the constant parameter estimate of the offset coefficient to be stable and quite large. Instead, the interest rate sensitivity has increased due to the liberalization, i.e. international capital flows have become very sensitive to the interest rate differential. We also examined how international capital flows are affected by exchange rate speculations.

TIIVISTELMÄ

Tutkimme muuttuva-parametrinen regressioanalyysin avulla kuinka rahamarkkinoiden liberalisoituminen on vaikuttanut pääomavirtojen vuotokertoimen arvoon Suomessa. Havaitimme, että estimoitu vuotokerroin on säilynyt vakiona ja on arvoltaan varsin suuri. Sen sijaan korkoherkkyys on kasvanut liberalisoinnin seurauksena, toisin sanoen pääomavirrat ovat tulleet varsin herkiksi kotimaan ja ulkomaiden väliselle korkoerolle. Lopussa analysoimme kuinka valuuttakurssispekulaatiot vaikuttavat pääomavirtoihin.

This study examines, using variable-parameter regression, how the offset coefficient in the capital flow equation for Finland has changed over time. We found the constant parameter estimate of the offset coefficient to be stable and quite large. Instead, the interest rate sensitivity has increased due to the liberalization, i.e. international capital flows have become very sensitive to the interest rate difference. We also examined how international capital flows are affected by exchange rate speculations.

TIIVISTELMÄ

Tutkimus muuttuva-parametrin regressioanalyysin avulla kokeilee rahamarkkinoiden liberaalisoitumisen on vaikutus offset-kertoimen arvoon Suomessa. Havaittiin, että offsetin vuotokertoimen on säilynyt vakiona ja on erittäin suuri. Sen sijasta korkokerroin on kasvanut liberaalisoinnin seurauksena. Toisin sanoen pääomavirtat ovat tulleet hyvin herkkiä korkojen ja ulkomaiden väliselle korkoeroille. Lopuksi analysoidaan kukaan vaihtokursispekulaatio-vaikutusta pääomavirtoihin.

7-800-000000
0000-0000

Journal of International Money and Finance
Vol. 10, No. 1, 1991

CONTENTS

1. INTRODUCTION	7
2. A SUMMARY OF THE MODEL	8
3. ESTIMATION USING BROAD MONEY	10
4. ESTIMATION USING NARROW MONEY	12
5. INTEREST RATES AND THE CAPITAL FLOWS	14
6. CONCLUSIONS	17
REFERENCES	18

1. INTRODUCTION

Historically, financial markets in Finland have been tightly regulated which has given the Bank of Finland a great deal of monetary autonomy. Regulations have included restrictions on international capital flows as well as domestic lending and deposit rates, thus implying credit rationing.

Recently financial markets have experienced deregulation. This has led to a situation where domestic interest rates are determined by the equilibrium in the money market. International capital flows have become more sensitive to the yield differential between domestic and foreign assets. Consequently the monetary autonomy of the central bank has declined because in the present environment offsetting capital flows tend to eliminate, at least partially, the effects of money supply changes on domestic interest rates. Starck (1988) has reviewed some recent evidence concerning the effects of financial liberalization on money markets in Finland.

This study examines empirically, using variable-parameter regression, how the value of the offset coefficient has changed over time due to deregulation. We begin with a theoretical note about the framework and then proceed with the empirical estimation. In the end we discuss shortly how currency speculations have influenced international capital flows.

2. A SUMMARY OF THE MODEL

The economy is described by two market clearing conditions which together determine domestic interest rate and the net flow of capital. The structural model is taken from the Bank of Finland quarterly model (BOF4), hence we will describe it only briefly.

The demand for money is given by eq. (1) and it is a linear function of nominal income and the opportunity cost of holding money. A lagged dependent variable in the money demand equation allows a slow adjustment in money holdings in the short-run.

$$(1) \quad M/Y_{-1} = k + a(DY/Y_{-1}) - c(i - i_d) + e(M/Y)_{-1}$$

where M = money aggregate (will be specified later), Y = nominal GDP, i = short-term market interest rate, i_d = time deposit rate. Hence $i - i_d$ measures the opportunity cost of holding money. A discrete change in variable s is denoted by Ds . In the long-run the income-elasticity of the demand for money is constant. The opportunity cost of holding money is specified as the difference between market and time-deposit rates of interest. For convenience, we rewrite eq. (1) in difference form.

$$(2) \quad DM/Y_{-1} = aD(DY/Y_{-1}) - c(Di - Di_d) + eD(M/Y)_{-1} + (DY_{-1}/Y_{-2})(M/Y)_{-1}$$

The balance of payments equilibrium can be specified as follows:

$$(3) \quad DR = CA + KA$$

where DR = change in official foreign exchange reserves, CA = current account balance and KA = capital account balance which measures the net flow of capital into the country.

We shall assume, as in BOF4, that the net capital flows depend upon the change in the yield differential between domestic and foreign assets. The interest rate effect is normalized by the lagged nominal GDP which serves as a proxy for nominal wealth.

$$(4) \quad KA/Y_{-1} = b(Di - Di_f) + v$$

where i_f = foreign rate of interest and v represents the impact of a change in nominal wealth on capital flows. Before we are ready to write the solution for the net capital flows, we need to specify the supply of money in the domestic economy. In the difference form the supply of money equals

$$(5) \quad DM = DL + DR$$

where DL = change in domestic credit. By using eqs. (2) through (5), we can determine the reduced-form solution for the net capital flows.

$$(6) \quad KA/Y_{-1} = k_1(Di_d - Di_f) + k_2D(M/Y)_{-1} + k_3D(DY/Y_{-1}) - k_4[(CA + DL)/Y_{-1} - (DY_{-1}/Y_{-2})(M/Y)_{-1}] + k_5$$

where $k_1 = bc/(b+c)$, $k_2 = eb/(b+c)$, $k_3 = ab/(b+c)$, $k_4 = b/(b+c)$ and $k_5 = cv/(b+c)$. The above equation is similar to the capital flow equation in Kouri and Porter (1974) where k_4 is interpreted as the offset coefficient. It measures the proportion of a change in the domestic credit which is offset by changes in the capital flows. Ideally, if capital flows are perfectly elastic, the offset coefficient should equal one which implies that domestic monetary authority has no policy autonomy because the policy is unable to influence domestic interest rates. In practice, however, there are several reasons why the offset coefficient may be smaller than one. For instance, capital flows may be restricted because of regulations issued by the policy authority.

Notice that in the present framework exchange rate expectations are assumed to remain constant over time. This is not to argue that exchange rate expectations are unimportant, even though Finland has adopted a fixed exchange rate regime, i.e. under "normal" conditions it is likely that changes in expectations have been relatively small. It mainly reflects the fact that exchange rate expectations are difficult to measure in practice.

In the following section we estimate the reduced-form equation for the net capital flows using quarterly data of the Finnish economy.

3. ESTIMATION USING BROAD MONEY

The estimation is done for a period 1975:1-1990:4 using quarterly data of the Finnish economy. We will use two alternative measures of money supply. We begin by estimating the capital flow equation, eq. (6), using the broad money supply which is also used in the Bank of Finland quarterly model (BOF4). The broad money supply, M3, includes currency and all bank deposits which do not bear market rates of interest. Thus money market liabilities in the form of money market deposits (CD's) are excluded. An alternative measure for the money supply is the narrow money supply, M1, which includes currency, demand deposits and transaction account.

The capital flow equation is estimated using single-equation estimation technique. Table 1 gives the results when the broad monetary aggregate is used.

TABLE 1. Capital Flow Equation Using Broad Money

Coefficient	Estimate	T-statistic
k(1)	0.003	1.006
k(2)	0.849	12.453
k(3)	0.127	1.789
k(4)	0.944	22.275
k(5)	0.001	0.708
Dummy1	-0.130	-7.311
AR(1)	-0.430	-3.204
R ² (adj) = 0.843 RMS error = 0.018 DW = 2.283		

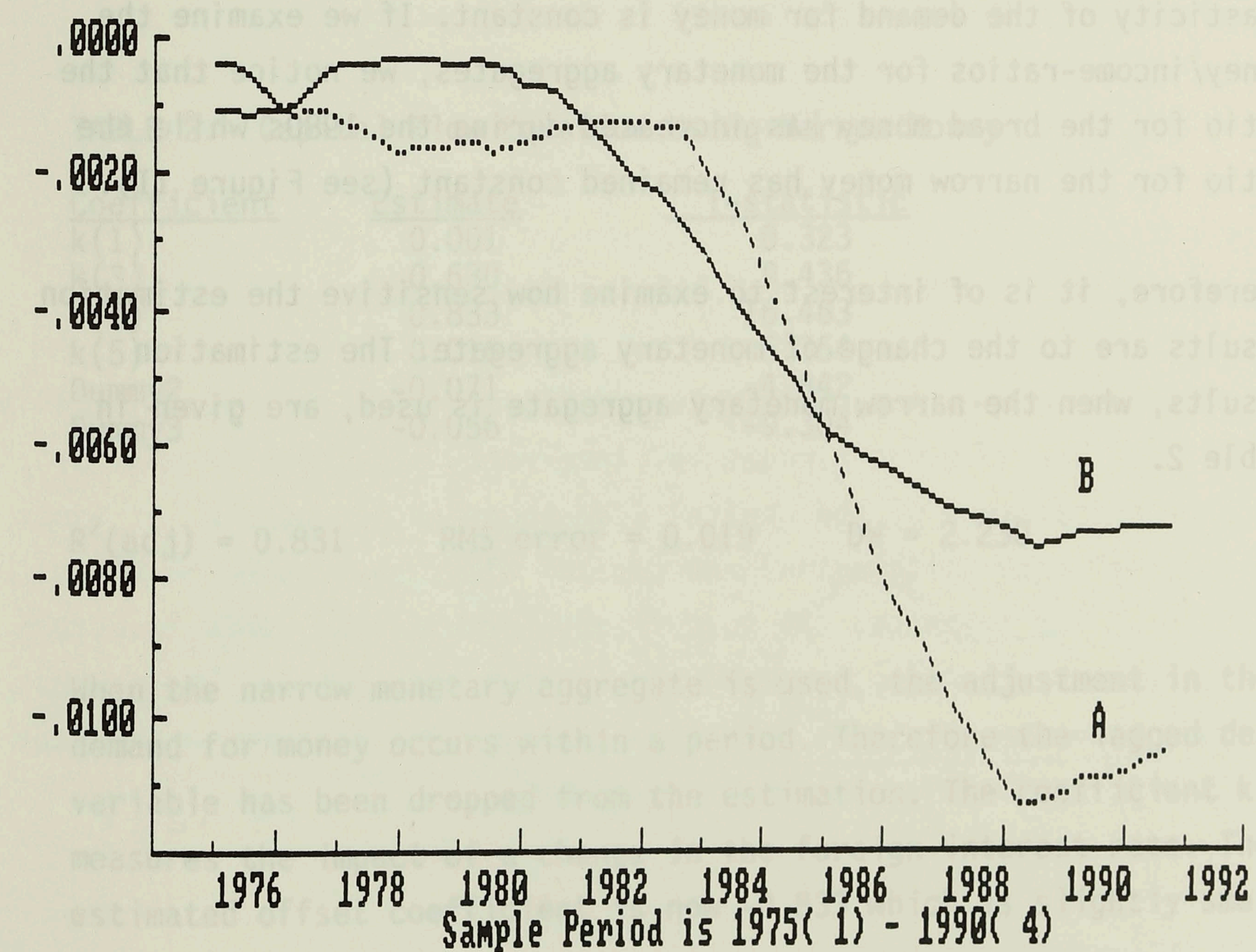
The offset coefficient, k(4), equals -0.944 which indicates that changes in the domestic credit are immediately reflected in the capital account. The test statistic shows that the constant parameter estimate is very stable. Hence the value of the offset coefficient has not responded to the liberalization. The coefficient of interest rate differential, k(1), is not statistically significant. Also the size of the coefficient is small. This may be, at least partly, due to the fact that single-equation estimation technique introduces simultaneous equation bias in the parameter estimates. A more likely reason in the

present situation is that the coefficient is not constant but time-varying. That is, financial liberalization has increased the sensitivity of capital flows to interest rate differential between domestic and foreign assets.

To examine whether or not the offset coefficient, or any other coefficient, has changed over time, we use variable-parameter regression (VPR) which is a generalization of dynamic regression where some coefficients are time-varying, either deterministically or stochastically. In VPR the maximum likelihood parameters are determined by two iterative processes. First a number of iterations are performed by using EM algorithm. Then the remaining iterations are performed using Gauss-Newton method to obtain final convergence. The time-varying coefficients are estimated using a random-walk process, i.e. the coefficient $s(t+1) = s(t) + \epsilon(t+1)$ where $\epsilon(t+1)$ is a white noise process.

In the following we apply the variable-parameter regression, VPR, to the capital flow equation. Curve A in Figure I shows the estimated

FIGURE I



time-varying coefficient of the interest rate differential, $k(1)$, which has increased significantly due to the liberalization. It is also noticeable that the interest rate sensitivity of international capital flows started to increase even before the beginning of liberalization in 1984 which indicates that the imposed controls on capital flows were ineffective. By the end of 1980's the interest rate sensitivity of international capital flows has increased by a factor of ten which implies that a one percentage point increase in the interest rate differential, given a constant domestic credit, causes a capital inflow of 2500 million in 1990.

In general, the estimated time-varying coefficients must be viewed as proxies and should be interpreted with caution. This is because the coefficients are sensitive to model specification, hence it is possible that parameter variations are caused by other factors such as omitted variables and incorrect model specification.

4. ESTIMATION USING NARROW MONEY

In the theoretical model it was assumed that the long-run income-elasticity of the demand for money is constant. If we examine the money/income-ratios for the monetary aggregates, we notice that the ratio for the broad money has increased during the 1980s while the ratio for the narrow money has remained constant (see Figure II).

Therefore, it is of interest to examine how sensitive the estimation results are to the change of monetary aggregate. The estimation results, when the narrow monetary aggregate is used, are given in Table 2.

FIGURE II

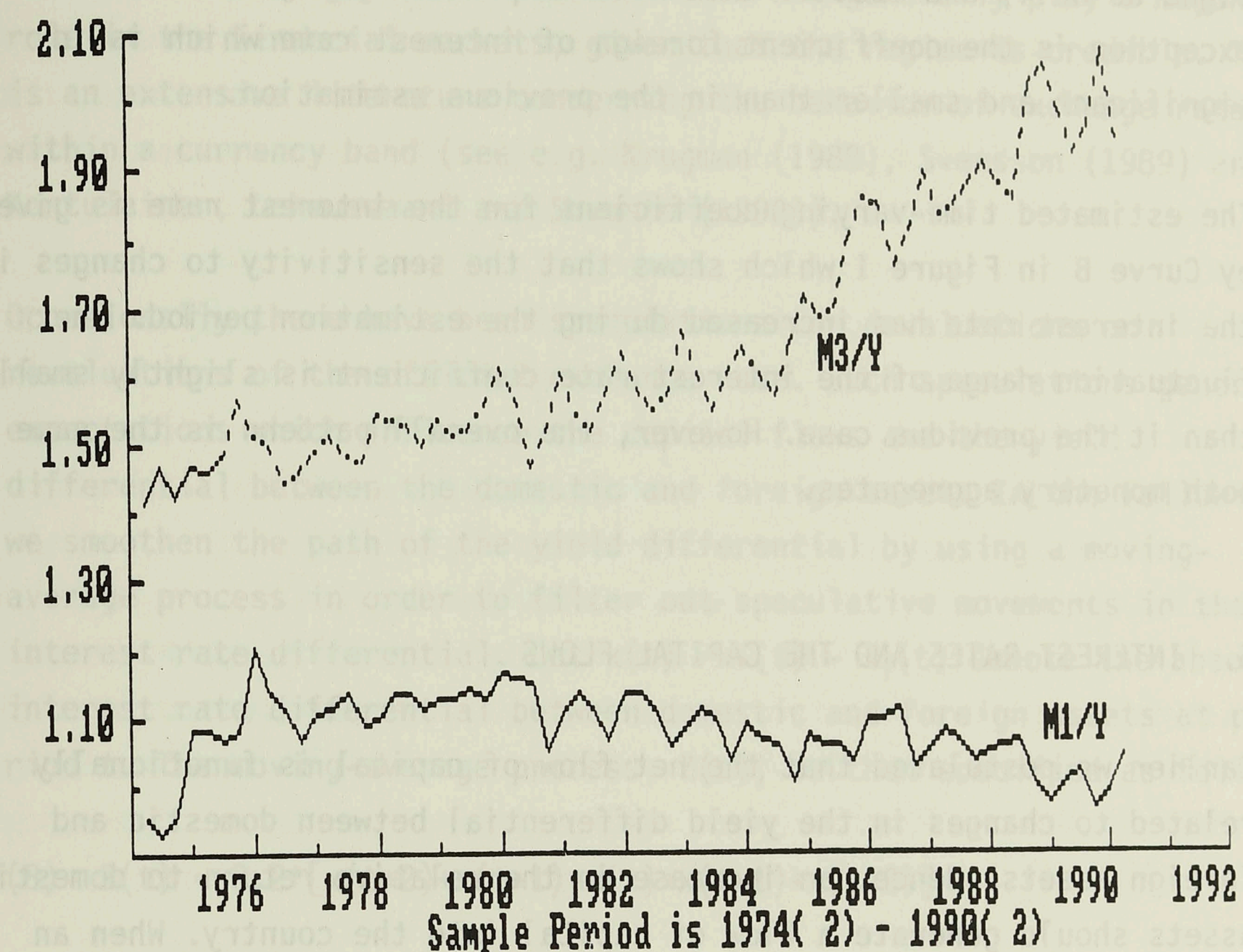


TABLE 2. Capital Flow Equation Using Narrow Money

Coefficient	Estimate	T-statistic
$k(1)$	0.001	0.323
$k(3)$	0.630	9.436
$k(4)$	0.833	16.463
$k(5)$	0.016	5.354
Dummy2	-0.071	-4.842
Dummy3	-0.056	-9.304

$$R^2(\text{adj}) = 0.831 \quad \text{RMS error} = 0.019 \quad \text{DW} = 2.230$$

When the narrow monetary aggregate is used, the adjustment in the demand for money occurs within a period. Therefore the lagged dependent variable has been dropped from the estimation. The coefficient $k(1)$ measures the impact of a change in the foreign interest rate. The estimated offset coefficient is now -0.833 which is slightly smaller

than in the previous estimation. However, it is statistically significant and receives the correct sign. Other coefficients have correct signs as well, and most of them are statistically significant. The only exception is the coefficient foreign of interest rate which is in significant and smaller than in the previous estimation.

The estimated time-varying coefficient for the interest rate is given by Curve B in Figure I which shows that the sensitivity to changes in the interest rate has increased during the estimation period. The fluctuation range of the interest rate coefficient is slightly smaller than it the previous case. However, the overall pattern is the same for both monetary aggregates.

5. INTEREST RATES AND THE CAPITAL FLOWS

Earlier we postulated that the net flow of capital is functionally related to changes in the yield differential between domestic and foreign assets. Hence, an increase in the relative return to domestic assets should generate a flow of capital into the country. When an equation for the net capital flows, see eq. (4), is estimated for the period 1975:1-1990:4, we obtain the following result:

$$(7) \quad KA/Y_{-1} = 0.023 - 0.001[Di - Di_f] \\ (-0.40)$$

$$R^2(\text{adj}) = 0.00 \quad \text{RMS error} = 0.049 \quad DW = 1.127$$

The parameter estimate for the return differential is not statistically significant and receives a negative, incorrect, sign. One reason for the poor performance of the capital flow equation may be that at times the interest rate differential and capital flows have moved to opposite directions, for instance, due to currency speculations. When investors expect that the currency is devaluated in the near future, they export capital, even though at the same time the domestic interest rate rises relative to the foreign interest rate.

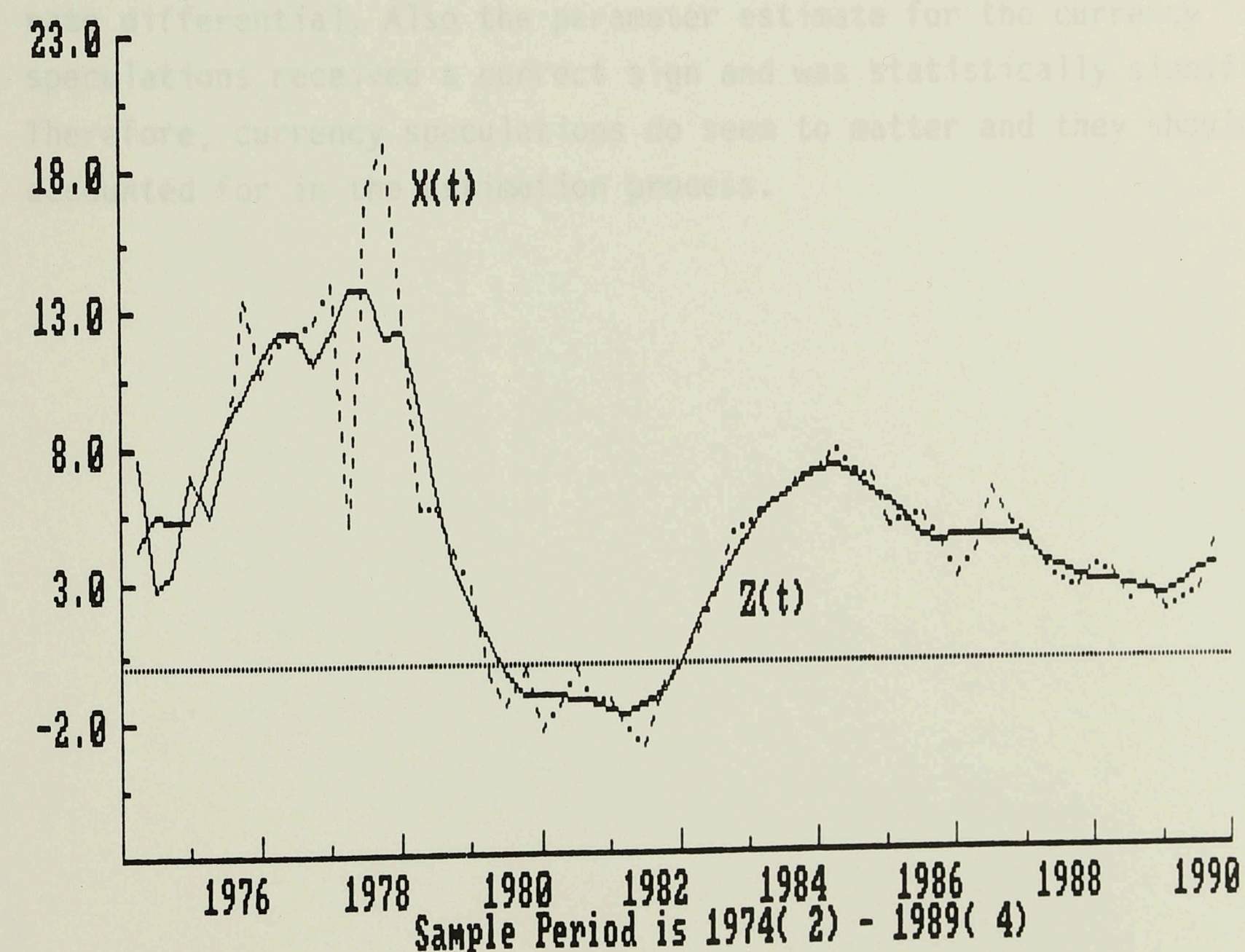
In Finland the monetary authority has adopted a fixed exchange rate regime where the currency index is allowed to move within a currency band. Thus exchange rate expectations do not generally play a major role in the financial markets, given that the regime is credible. There is an extensive literature concerning the behavior of exchange rates within a currency band (see e.g. Krugman (1988), Svensson (1989) and Kontulainen, Lehmuusaari and Suvanto (1990)).

Occasionally there have been speculations for devaluations or revaluations of the official exchange rate. Such speculations generate expectations which influence the capital flows and the yield differential between the domestic and foreign asset. In the following we smoothen the path of the yield differential by using a moving-average process in order to filter out speculative movements in the interest rate differential. Let $x(t) = i(t) - i_f(t)$ denote the absolute interest rate differential between domestic and foreign assets at period t . The moving-average process, $Z(t)$, is then specified as follows:

$$(8) \quad Z(t) = 0.2[x(t+2) + x(t+1) + x(t) + x(t-1) + x(t-2)]$$

where all leads and lags receive identical weights (see Figure III).

FIGURE III.



Suppose that deviation $x(t)-Z(t)$ is due to currency speculations. For instance, if $x(t)-Z(t) > 0$, then speculations are for devaluation of the exchange rate and should indicate that the flow of capital is out of the country. In the following we estimate the capital flow equation using $Z(t)$ as a proxy for the return differential between domestic and foreign assets while $x(t)-Z(t)$ measures the effect of currency speculations on capital flows.

$$(9) \quad KA/Y_{-1} = 0.023 + 0.014DZ - 0.015D[x-Z]$$

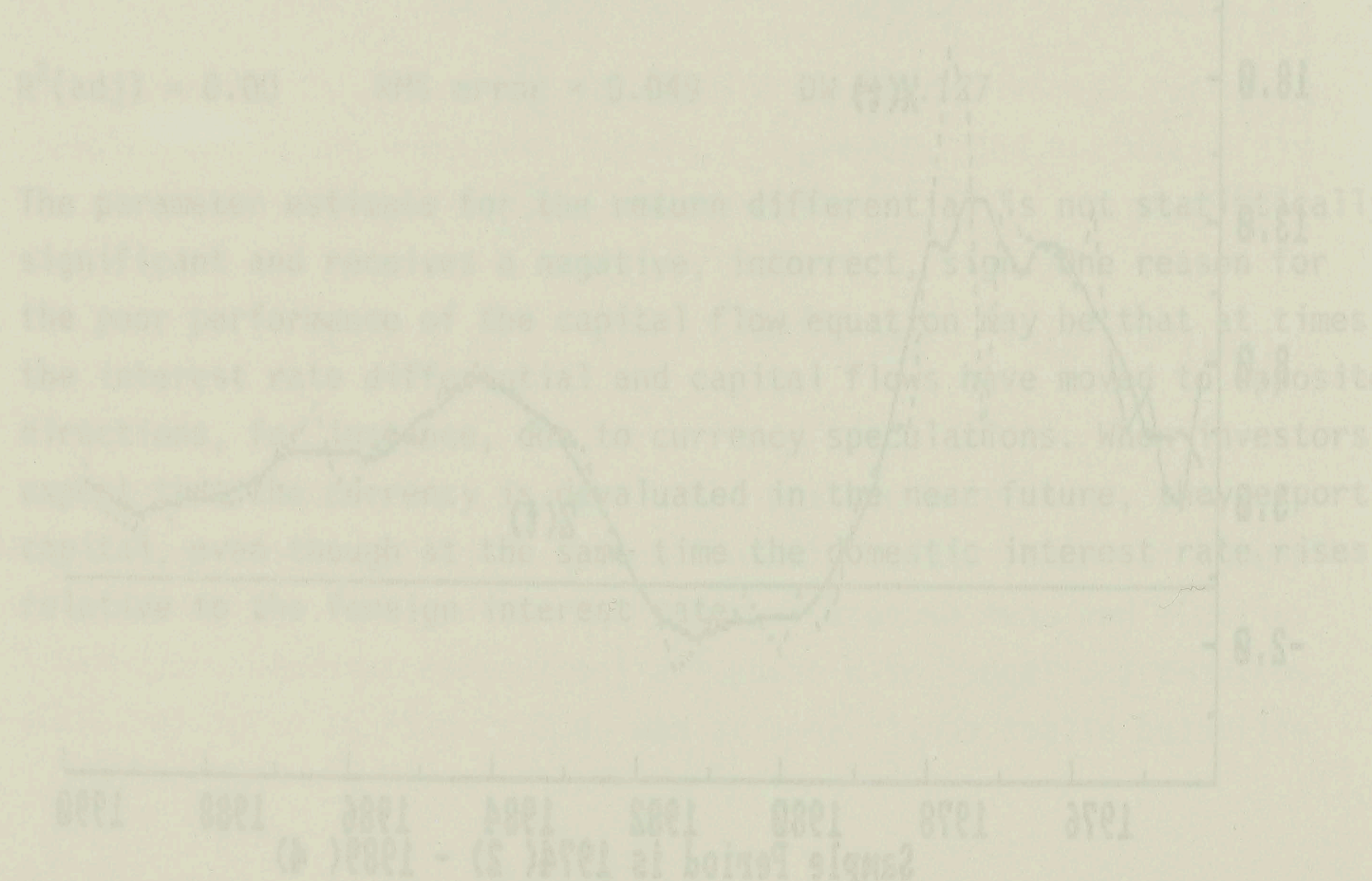
(2.15) (-2.451)

$$R^2(\text{adj}) = 0.064 \quad \text{RMS error} = 0.046 \quad DW = 1.215$$

The result shows that the parameter estimate for the return differential is now positive and statistically significant. Additionally, the parameter estimate for currency speculations receives a correct sign, and the coefficient is statistically significant. This indicates that exchange rate expectations are important determinants of international capital flows and hence should be accounted for.

When an increase in the exchange rate is expected, capital flows into the country. When an increase in the exchange rate is expected, capital flows out of the country.

Figure 111 shows the time series of the capital flow equation. The parameter estimate for the return differential is not statistically significant and receives a negative, incorrect, sign. The reason for the poor performance of the capital flow equation may be that at times the interest rate differential and capital flows have moved in opposite directions, for example, due to currency speculations. When investors expect the Finnish markka to be devalued in the near future, they report capital flows out of the country at the same time the domestic interest rate rises relative to the foreign interest rate.



6. CONCLUSIONS

In this study we have examined the effects of financial liberalization in Finland on the offset coefficient and the interest rate sensitivity of international capital flows. We found that in Finland the offset coefficient has remained stable during the estimation period, hence it has not been affected by the financial liberalization. This result is robust for both broad and narrow monetary aggregate. This may be due to the fact that current account imbalances have always been financed through international borrowing. Therefore, capital controls have not imposed a constraint for exports and imports. However, controls on capital movements have mainly limited the demand for foreign capital for speculative purposes. Therefore the elimination of remaining capital controls have increased the interest rate sensitivity of capital flows. From the point of view of monetary policy, the liberalization has reduced the autonomy of domestic monetary authorities, not due to an increase in the offset coefficient, as is commonly thought, but because of an increase in the sensitivity of international capital flows to interest rate differential.

We also estimated the capital flow equation by using a moving-average process for the interest rate differential. The estimation yielded a statistically significant constant parameter estimate for the interest rate differential. Also the parameter estimate for the currency speculations received a correct sign and was statistically significant. Therefore, currency speculations do seem to matter and they should be accounted for in the estimation process.

REFERENCES

The BOF4 Quarterly Model of the Finnish Economy, Bank of Finland, D:73, 1990

KONTULAINEN, J., LEHMUSAAARI, O.-P. and SUVANTO, A. (1990): "The Finnish Experience of Maintaining a Currency Band in the 1980s", Bank of Finland Discussion Papers # 26.

KOURI, P. and PORTER, M. (1974): "International Capital Flows and Portfolio Equilibrium", Journal of Political Economy, 84.

KRUGMAN, P. (1988): "Target Zones and Exchange Rate Dynamics", NBER Working Paper # 2481.

STARCK, C. (1988): "Miten intergoitunut kansainvälisiin markkinoihin Suomi on?", Kansantaloudellinen Aikakauskirja, 84.

SVENSSON, L. (1989): "Target Zones and Interest Rate Variability", CEPR Discussion Paper # 372.

BANK OF FINLAND DISCUSSION PAPERS

ISSN 0785-3572

- | | |
|------|---|
| 1/91 | RISTO PELTOKANGAS Usean faktorin korkorakennemallit ja immunisaatio (Multifactor Models of the Term Structure and Immunization). 1991. 82 p. (ISBN 951-686-274-8) |
| 2/91 | ANTTI URVAS Volatile Exchange Rates and Speculation - Can the Dollar Movements of the 1980s Be Explained? 1991. 124 p. (ISBN 951-686-275-6) |
| 3/91 | MIKKO NISKANEN Velkakirjojen hinnoittelu arbitraasimallissa (Pricing of Debt Instruments in an Arbitrage model). 1991. 87 s. (ISBN 951-686-276-4) |
| 4/91 | CHRISTIAN C. STARCK Specifying a Bayesian Vector Autoregression for Short-Run Macroeconomic Forecasting with an Application to Finland. 1991. 35 p. (ISBN 951-686-279-9) |
| 5/91 | TUOMAS SAARENHEIMO Rahoitusvirtamallit ja kotitalouksien portfoliovalinta (Financial Flow Models and the Portfolio Choice of Households). 1991. 132 p. (ISBN 951-686-280-2) |
| 6/91 | MART SÕRG Uusimmat kehityspiirteet Viron rahataloudessa (The Latest Developments in the Monetary Economy of Estonia). 1991. 30 p. (ISBN 951-686-281-0) |
| 7/91 | TIMO HÄMÄLÄINEN - ARTO KOVANEN International Capital Flows, Deregulation and the Offset Coefficient in Finland 1975-1990. 1991. 18 p. (ISBN 951-686-283-7) |