

Behrman, Jere R.

Working Paper

Human capital and social mobility in low- and middle-income countries

WIDER Working Paper, No. 2019/85

Provided in Cooperation with:

United Nations University (UNU), World Institute for Development Economics Research (WIDER)

Suggested Citation: Behrman, Jere R. (2019) : Human capital and social mobility in low- and middle-income countries, WIDER Working Paper, No. 2019/85, ISBN 978-92-9256-721-7, The United Nations University World Institute for Development Economics Research (UNU-WIDER), Helsinki,
<https://doi.org/10.35188/UNU-WIDER/2019/721-7>

This Version is available at:

<https://hdl.handle.net/10419/211322>

Standard-Nutzungsbedingungen:

Die Dokumente auf EconStor dürfen zu eigenen wissenschaftlichen Zwecken und zum Privatgebrauch gespeichert und kopiert werden.

Sie dürfen die Dokumente nicht für öffentliche oder kommerzielle Zwecke vervielfältigen, öffentlich ausstellen, öffentlich zugänglich machen, vertreiben oder anderweitig nutzen.

Sofern die Verfasser die Dokumente unter Open-Content-Lizenzen (insbesondere CC-Lizenzen) zur Verfügung gestellt haben sollten, gelten abweichend von diesen Nutzungsbedingungen die in der dort genannten Lizenz gewährten Nutzungsrechte.

Terms of use:

Documents in EconStor may be saved and copied for your personal and scholarly purposes.

You are not to copy documents for public or commercial purposes, to exhibit the documents publicly, to make them publicly available on the internet, or to distribute or otherwise use the documents in public.

If the documents have been made available under an Open Content Licence (especially Creative Commons Licences), you may exercise further usage rights as specified in the indicated licence.



UNITED NATIONS
UNIVERSITY
UNU-WIDER

WIDER Working Paper 2019/85

Human capital and social mobility in low- and middle-income countries

Jere R. Behrman*

November 2019

Abstract: Parental human capital and endowments may affect children's human capital, which in turn may affect children's earning and occupations and thus affect social mobility. This paper focuses on what we know about these possible links in low- and middle-income countries. It starts with definitions of human capital and endowments and simple frameworks for guiding the summary of what we know and do not know about these links in low- and middle-income countries. It discusses determinants of children's human capital in the form of cognitive skills, socioemotional skills and health, which pertain directly to some indicators of social mobility; reviews estimates of the impacts of these forms of human capital, which pertain to some other indicators of social mobility, such as incomes and earnings; and concludes with a summary suggesting some positive impacts of parental human capital and endowments on social mobility in low- and middle-income countries and a discussion of gaps in the literature pertaining to both data and methodology.

Key words: social mobility, human capital, cognitive skills, socioemotional skills, health

JEL classification: I0, O1

Figures and tables are provided at the end of the paper.

Acknowledgements: I thank UNU-WIDER for inviting me to participate in this project and participants in the project workshop at UNU-WIDER 4–5 September 2019, particularly Anirudh Krishna and Markus Jäntti, for useful comments on a preliminary version of this paper. I retain all responsibility for the contents, including any errors or misinterpretations.

* Department of Economics and Sociology, University of Pennsylvania, USA; email: jbehrman@econ.upenn.edu

This study has been prepared within the UNU-WIDER project [Social mobility in the Global South—concepts, measures, and determinants](#).

Copyright © UNU-WIDER 2019

Information and requests: publications@wider.unu.edu

ISSN 1798-7237 ISBN 978-92-9256-721-7

<https://doi.org/10.35188/UNU-WIDER/2019/721-7>

Typescript prepared by Lesley Ellen.

The United Nations University World Institute for Development Economics Research provides economic analysis and policy advice with the aim of promoting sustainable and equitable development. The Institute began operations in 1985 in Helsinki, Finland, as the first research and training centre of the United Nations University. Today it is a unique blend of think tank, research institute, and UN agency—providing a range of services from policy advice to governments as well as freely available original research.

The Institute is funded through income from an endowment fund with additional contributions to its work programme from Finland, Sweden, and the United Kingdom as well as earmarked contributions for specific projects from a variety of donors.

Katajanokanlaituri 6 B, 00160 Helsinki, Finland

The views expressed in this paper are those of the author(s), and do not necessarily reflect the views of the Institute or the United Nations University, nor the programme/project donors.

1 Introduction

Social mobility—movement from lower to higher education, occupational status, social class, or income—is a major hope of economic development and, for many, the mantra of a good society. Social mobility may be intergenerational (children’s outcomes in comparison with their parents’) or intragenerational (within children’s lifecycles), and social mobility may be absolute (are children better off than their parents?) or relative (in comparison with other members of the same generation, in which case upward mobility for one individual must be accompanied by downward mobility for at least one other individual). Concerns about rising inequality have engendered renewed interest in social mobility, including in low- and middle-income countries (LMICs). This paper assesses what we know—and do not know—about roles of parental human capital and endowments in determining children’s human capital and how children’s human capital affects other indicators of social mobility in LMICs, as well as how market imperfections such as information and credit constraints may impede social mobility.

Section 2 defines human capital and parental endowments and gives simple frameworks for guiding summaries of what we know and do not know about roles of human capital and parental endowments in social mobility in LMICs. Section 3 discusses determinants of children’s human capital—cognitive skills, socioemotional skills, and health—which pertain directly to some indicators of mobility. Section 4 considers impacts of these forms of human capital, which pertain to some other indicators of mobility, such as incomes and earnings. Section 5 summarizes and discusses gaps in the literature.¹

2 Definitions, frameworks, and estimation issues

2.1 Definitions

Human capital is a vector of stocks for cognitive skills, socioemotional skills, and health at some age that reflects investments in humans up to that time that have longer-run returns/impacts over the lifecycle. Human capital is **not** equivalent to schooling attainment, though some literature assumes so. Schooling attainment is one important input/investment in production of important forms of human capital, e.g. cognitive development. But there are other important inputs into this production, including home and community environments, schooling quality, training, and learning-by-doing during all lifecycle stages. Moreover, in LMIC contexts, other forms of human capital than cognitive skills may be critical, including health and nutritional status. Recent *Lancet* estimates, for example, are that ~250 million children <5 years in LMICs are at risk of not reaching their developmental potential (Black et al. 2017). The primary indicator used for these estimates, accounting for ~170 million children, is chronic undernourishment measured by stunting. Parental endowments are also a vector including economic resources, health, marital status, education, genetic factors, and social connections, not all of which are observed in data.

¹ Literatures are huge on some topics covered, e.g. entire handbooks on education. As background for this paper, a systematic search was undertaken on human capital and mobility in LMICs, and 132 studies were identified in the last three years alone, and these do not include all relevant studies. It is not possible to review all this literature in this paper, so coverage is selective.

2.2 Frameworks

Figure 1 gives a very simple framework of investments in and resulting children's human capital over five lifecycle stages: 1) early life; 2) preschool ages; 3) childhood and adolescence; 4) young adulthood; and 5) mature adulthood. For each stage, children start with accumulated human capital from the previous stage, which influences rates of return to investments in the current stage through dynamic complementarities across stages, with possibilities of critical windows of opportunities particularly in early stages and adolescence (Cunha and Heckman 2008). There are also static complementarities among children's human capital components within stages, so that, e.g. better nutrition, improves concurrent learning. Within each stage there are family inputs/investments (shaded box on left) and public investments (box on lower left), among the elements of which there also may be complementarities. These investments occur within a lifecycle framework with demand-side (family) and supply-side (health clinics, preschools, schools, training programmes, credit markets, information markets) determinants, the returns to which depend on policy and market environments over the lifecycle.

Parental human capital and endowments may affect children's development over children's lifecycles. Direct effects are likely to be focused in earlier lifecycle stages, but indirect effects percolate from earlier to later stages through accumulated children's human capital from stage to stage. Similarly, policies may have direct effects in any lifecycle stage and indirect effects in subsequent stages. Thus, parental human capital and endowments play major roles as determinants of developments over their children's lifecycles, and children's human capital plays major roles as outcomes of interest in themselves and of transferring effects across lifecycle stages. Motives for parental investments in their children include altruism (which may be inversely associated with parental socioeconomic status (Das 2007)) and to increase probabilities of reverse transfers when parents become elderly (likely more important in LMICs than in high-income countries (HICs) because of less-developed social security and old-age pension systems (Lillard and Willis 1997)).

Intergenerational social mobility typically refers to how correlated are parental characteristics (e.g. schooling, occupation, income) with their children's characteristics, preferably, but not always, at the same ages. Intragenerational mobility refers to how correlated are children's characteristics across different children's ages. The smaller such correlations *ceteris paribus* (e.g. given variances within each generation), the greater is mobility.

Economic models of parental investments in children focus on perceived marginal costs and marginal returns to such investments given parental human capital and endowments and market and policy contexts. At one extreme, with perfect markets including those for information and for capital, the children's equilibrium human capital is determined as in the Becker Woytinsky Lecture (Becker 1967) (Figure 2a) and the Becker and Tomes 'wealth model' (Becker and Tomes 1986; Becker 1991; Behrman et al. 1995). With all markets perfect, equilibrium human capital stocks H_0 are where expected rates of return (solid downward-sloping line—downward-sloping because of diminishing returns to fixed children's endowments such as innate abilities) on human capital equals market rates of interest (horizontal solid line, indicating that marginal costs to families do not change with investment levels given perfect capital markets). In this case, two identical children from very different families have the same equilibrium human capital stocks. But the assumption of perfect markets is extremely strong and requires not only perfect capital and information markets but also perfect markets for other inputs, such as parental endowments including genetic endowments and all the inputs into early-life nurturing care. Given that there are not markets for parental genetic endowments and genetic endowments are intergenerationally correlated, for example, even if all other markets were perfect, children with higher parental genetic endowments *ceteris paribus* have higher expected rates of return to every human capital level if, as is widely

believed, genetic ability endowments are complementary with human capital, such as in the dashed line in Figure 2a—and thus higher levels of equilibrium human capital H_a .

If capital markets are imperfect, marginal capital costs may be upward-sloping (Figure 2b), with cheaper access for families with more resources (solid line) than for families with less resources (dashed line), resulting in higher children's human capital in the former (H_b) than the latter (H_c) *ceteris paribus*. If the only imperfection is in information markets and better-informed households have higher expected returns to human capital (solid line, Figure 2c) than less-well-informed households (dashed line), equilibrium human capital is higher for better-informed households (H_d) than for less-well-informed households (H_e). The general perception is that parents with more resources have higher expectations about human capital returns than do poorer households.

Further, note that parents may have other objectives than simply maximizing their children's expected wealth. Parents may care about the distribution of potential earnings among their children (Behrman et al. 1982). Or parents may not have unified preferences, in which case parental human capital embodied in and resources under mothers' control have different (usually perceived to be stronger) effects than those for fathers, or there may be stronger mother–daughter and father–son relations than cross-gender intergenerational relations (King and Lillard 1987; Alderman et al. 1995). Moreover, families are embedded in kin networks, so that human capital and endowments of other kin (e.g. grandparents, uncles, aunts) or ethnic group members may affect investments in children, perhaps resulting in lower social mobility than would seem to result were parents alone relevant (Jones 1998; Zeng and Xie 2014; Reynolds et al. 2018).

Using the implied relations between parental characteristics and children's outcomes, the extent of absolute mobility can be estimated in terms of, say, income or schooling attainment between parents and their children or between children's different lifecycle stages. For relative mobility the question is how movements for a particular child compare with movements for other children.

One final important point: this framework is within particular historical market, policy, and sociocultural contexts. Contexts vary substantially between LMICs and HICs, and among and within LMICs because of differential market development *inter alia*. Therefore, it is naïve to assume without further empirical testing that mobility determinants in one context carry over to others. What happens in one context may be suggestive for others, but generalizations need to be tested in other contexts, the more so the more important are nonlinearities including interactions and the more different are contexts.

2.3 Estimation issues in investigating impacts of parental human capital and endowments on child outcomes

The nature and quality of data are critical. Many observed variables are measured with considerable errors, which if random tend to bias coefficient estimates of right-side variables towards zero, a bias exacerbated with fixed-effects estimates (e.g. within-family estimates). Instrumental variables can control for random measurement errors (e.g. schooling reports from other sources for sibling fixed-effects estimates if errors in such reports are not correlated with errors in own reports (Ashenfelter and Krueger 1994; Behrman et al. 1994)).

Also, important variables are not observed in available data. Examples are information on mental health and on intergenerationally correlated endowments, e.g. genetics, family culture, family connections. Consider the following relations between parental human capital/endowments and children's human capital (Behrman and Taubman 1985). Z is an outcome for which intergenerational social mobility is being estimated for children (c) that depends linearly on the

same outcome for the children's parents (p), child endowments E , and a stochastic term u for random events and measurement error in Z_c :

$$Z_c = a_0 + a_p Z_p + a_e E_c + u_c \quad (1)$$

Endowments are included because there are likely to be unobserved multigenerationally correlated genetic, environmental, and preference factors that affect Z_c , as noted in the discussion of Figure 1. Assume that these endowments are generated by:

$$E_c = b_0 + b_p E_p + v_c \quad (2)$$

To understand implications of these endowments for estimation of parental effects a_p in relation (1), assume that parameters in (1) are stable across generations and that a one-generation lagged version of relation (1) in which gp refers to grandparents determines Z_p :

$$Z_p = a_0 + a_p Z_{gp} + a_e E_p + u_p \quad (1A)$$

The compound disturbance term in (1) includes E_c , but E_c depends on E_p (relation 2) and Z_p also depends on E_p (relation 1A), so Z_p is correlated with the compound disturbance term. Therefore, ordinary least squares (OLS) estimates of a_p are biased unless either a_e or $b_p = 0$ because they include correlated impacts of unobserved multigenerationally correlated endowments. One way to deal with this estimation problem is to use good instruments for Z_p . Another is to use family (or sibling) fixed effects to control for E_c . Most studies related to intergenerational mobility for LMICs do not deal with estimation problems due to unobserved endowments, endogeneity, and measurement errors. The next two sections focus on studies that attempt to do so.

3 Determinants of children's human capital

Investments in children's human capital determine mobility as indicated directly by human capital measures themselves or other outcomes determined importantly by these human capital measures (Section 4). I now review selected studies on parental human capital and endowment determinants of three critical child human capital outcomes: cognitive skills, socioemotional skills, and health and nutritional status. For each there is a table that includes columns for: 1) table number-study number (used as references in the text); 2) country; 3) dependent variable(s); 4) children's ages for dependent variable(s); 5) determinants; 6) children's ages for determinant; 7) signs of significant effects (0 if not significant); 8) estimation method; and 9) references (see Tables 1–6).

3.1 Cognitive skills

I begin with cognitive skills and an important input into cognitive skill production, schooling attainment, because these are the human capital components most emphasized in related economics literatures. Cognitive skill development begins in early life (lifecycle stages 1–2, Figure 1), continues during schooling ages (lifecycle stage 3), and in post-school ages in which learning occurs from experience as well as training (lifecycle stages 4–5). Some important points in studies in Table 1 are:

Conception through preschool ages (lifecycle stages 1–2)

- Shocks in utero or early childhood have persistent effects on children’s cognitive skills, but parental human capital, parental endowments, conditional cash transfers (CCTs), preschools, and prenatal and vaccine programmes buffer impacts of negative shocks more so in better-off families (1-1, 1-2, 1-3, 1-4, 4-3, 6-13).
- Improved parenting developed through home visits or small mothers’ groups and preschools are important positive factors in early-life cognitive skills development, particularly for children from poorer families (1-5, 1-6, 1-7, 1-8, 1-9).
- Fairly strong socioeconomic gradients in preschool child cognitive skills by parental wealth, income, and schooling attainment begin at early ages and persist and sometimes enlarge by school ages (1-10, 1-11, 1-12).
- Most studies do not use parental cognitive skills to represent this dimension of parental human capital, but instead use an imperfect proxy, schooling attainment. An exception is analysis that finds that Chilean maternal numeric and verbal cognitive skills significantly predict early childhood cognitive and language skills for children ages 1–7 years even when controlling for maternal schooling attainment (1-13).
- Though mothers’ time allocation to children is widely considered an important input into early childhood development, one recent study finds no robust significant association using alternative estimation methods (OLS with multiple controls, instrumental variables (IV), propensity score matching (PSM)) between the proportion of time since birth that Chilean mothers have worked and cognitive skills of 3-year-olds (1-14).
- Household structure, more likely to include extended families in LMICs than in HICs, may be an important aspect of how family background affects child development. Examination of changes in Chilean household structure finds that grandparents’ presence in extended households is associated with increased child performance on vocabulary tests but that fathers’ presence is not (1-15).
- Improved early-life water and sanitation access is associated with parental human capital and endowments and predicts better performance on vocabulary tests in early school ages in diverse contexts of Ethiopia, India, Peru, and Vietnam (1-16).

School ages (lifecycle stage 3)

- Evidence is limited on impacts of parental human capital and endowments on school-aged children’s cognitive skills. CCTs that augment family resources have widespread impacts on school attendance and attainment, but evidence is mixed on impacts on cognitive achievement (1-17, 1-18, 1-19, (also see Fiszbein and Schady 2009)). When transfers to students and teachers in Mexican high schools are conditioned on levels and improvements in mathematics performance, however, fairly large (~0.60 SD) gains are found (1-20). For rural China, where >60 million children are left behind when parents migrate to urban areas for work, dynamic panel estimates that control for both unobserved individual heterogeneity and endogeneity indicate that both parents’ absence reduces children’s contemporary cognitive achievements by >5 percentile points for math and Chinese (1-21). Several studies also suggest the importance of nutrition for school-age cognitive skills (Section 4).

Though there are few studies on cognitive skills determinants, there are many studies on schooling attainment:

- Significant relations are found between parental and child schooling attainment and, in one study on rural China, about equal effects for (only) co-resident grandparents (supporting the interpretation that interaction with more-schooled grandparents is important instead of simply grandparental schooling being a proxy for other factors) (1-22). Conventional wisdom is that relations are stronger for mothers' schooling than for fathers' schooling, but a survey of 237 estimates reports larger coefficients for mothers' than for fathers' schooling for relations with children's schooling as dependent variables in about half of the estimates (Behrman 1997). Moreover, fathers' schooling may be in part proxying for household/wealth, so that its coefficient declines when wealth is included (Maluccio 1998). Most of these studies are associational and cannot be given causal interpretations if there are intergenerationally correlated endowments (Section 2).
- A few studies attempt to control for such estimation problems. OLS estimates for China indicate that one-year increases in maternal and paternal schooling are associated, respectively, with 0.4 and 0.5 more years of children's schooling (1-23). However, with control for genetic and other endowments with within-twins fixed effects and for measurement error using cross-twins reports, mothers' and fathers' schooling have no significant effects. A study for Malaysia also finds that there is a common latent endowment component not only between parents' and their children's schooling but also with other relatives (1-24).
- In Figure 2, parents invest in their children's human capital based on perceived returns (downward-sloping lines). These perceptions may be inaccurate. Perceived returns to secondary school in the Dominican Republic are extremely low, despite high measured returns (1-25). Students at randomly selected schools who are given information on higher measured returns complete on average 0.20–0.35 more years of school over the next four years than those who are not. This information effectively shifts perceived rates of return to schooling in Figure 2c from the dashed to the solid line. A field experiment in Malawi finds that poor parents' baseline beliefs about their children's academic performance are inaccurate, but providing clear and digestible academic performance information causes parents to update their beliefs and adjust their investments: increase school enrolments of higher-performing children, decrease enrolments of lower-performing children, and choose educational inputs that are more closely matched to their children's academic level (1-26). Heterogeneity analysis suggests information frictions are worse among the poor. Thus, improved information effectively shifted perceived rates of return in Figure 2c from the dashed to the solid line for higher-performing children and vice versa for lower-performing children. These two studies suggest the importance of imperfect information markets in parental decisions to invest in their children. While the former suggests that better information for poor parents is likely to increase their children's mobility, the latter indicates that that is likely to be true only for better-performing children.
- In Figure 2, parental resources per se affect investments in children if there are capital market imperfections. Parental resources are significant predictors of children's schooling for the Philippines and Vietnam, using panel data to control for unobserved endowments (1-27, 4-6). A review of 42 studies of children's schooling for 21 countries reports that in ~60 per cent of the cases income has significant coefficient estimates, with a medium income elasticity of 0.07 (1-28). The same study reports estimates for Vietnam with income elasticities about five times as large for grades completed per year and total grades

completed, with somewhat larger effects for girls, if income is instrumented to control for measurement error and longer-run than annual parental resources are relevant for children's schooling decisions. For Peru, progress through school is consistent with borrowing constraints restraining households that appear by their loan activity to be constrained in capital markets, but not for other households (1-29). For Malaysia, children's schooling attainments are associated with their fathers' positions in earnings cycles, suggesting the importance of credit constraints (1-30). For Ghana, income affects timing of schooling investments (1-31).

Post-school ages (lifecycle stages 4–5)

Production function estimates for verbal and non-verbal cognitive skills using data following Guatemalans for ~35 years and treating human capital as endogenous indicate that for adults aged 26–42 years: 1) school attainment has significant effects on adult verbal cognitive skills but not on adult non-verbal cognitive skills; and 2) preschool (associated with nutrition) and post-school experiences (associated with skilled occupations) also have substantial positive significant effects on adult cognitive skills (6-8). The findings: 1) reinforce the importance of early-life nutritional investments (Section 4); 2) support the importance of childhood nutrition and adult work complexity for higher non-verbal cognitive skills; 3) call into question interpretations of studies reporting productivity impacts of cognitive skills that do not control for endogeneity; and 4) point to limitations in using adult school attainment alone to represent human capital. Between young (26–42 years of age) and mature (38–55 years of age) adulthood, reading comprehension and non-verbal cognitive skills declined significantly in this sample because of early ageing in such contexts. These changes point to the importance of taking age into account in characterizing social mobility in LMICs as indicated by cognitive skills. Results from a few very different LMICs (Bangladesh, Malawi, Mexico, Zambia) reinforce that age is important not only because of fluctuations for young adults but also because cognitive skills change and often deteriorate with age, with schooling playing a moderating role (1-32, 1-33).

3.2 Socioemotional skills

Emphasis in the economic literature recently has increased on the importance of socioemotional ('noncognitive') skills but there are relatively few studies on determinants of socioemotional skills in LMICs. Some studies noted above on cognitive skills also find that improved parenting developed through home visits or small mothers' groups is important in early-life socioemotional skills development, particularly for children from poorer families (1-6, 1-7). A well-known Jamaican randomized controlled trial (RCT) reports that early-life stimulation before age 4 reduces violent behaviour, depression, and social inhibitions at age 22 (2-1). The one study noted above that uses indicators for Chilean maternal numeric and verbal cognitive skills also finds that these skills significantly predict early childhood socioemotional skills for children ages 1–7 years even when controlling for maternal schooling attainment (1-13). Chilean maternal labour-force participation does not significantly affect child behavioural measures in addition to not affecting their cognitive development (1-14, 2-2). Changes in household structures are not significantly associated with socioemotional skills in preschool-age Chileans, in contrast to associations with cognitive skills noted above (1-15, 2-3). South African family economic well-being is significantly positively associated with children's executive function and negatively with caregivers' perceptions of internalizing, though not children's reported internalizing, externalizing, or prosocial, nor caregivers' perceptions of externalizing or prosocial (2-4). For urban Colombian adults, higher levels of mothers' schooling attainments significantly predict better scores on adults' 1) extroversion and openness to experience; 2) emotional stability and hostile attribution bias; and 3) conscientiousness, grit, and decision making (2-5).

3.3 Health and nutritional status

The first 1,000 days after conception are widely thought to be a critical period (lifecycle stage 1 in Figure 1). Some influential studies claim that the window of opportunity is virtually closed after 2–3 years of age (Victora et al. 2008; Victora et al. 2010). Birthweight is the most readily available and most commonly used prenatal indicator. Low birthweight (<2500 gm) is widespread in many LMICs, particularly in South Asia with prevalence of 27 per cent, with sub-Saharan Africa and the Middle East and North Africa next (11–14 per cent) (UNICEF 2019). Stunting is the primary indicator of chronic undernourishment. About a quarter of children <5 years are stunted, with prevalences of ~33 per cent in sub-Saharan Africa and South Asia, predicted to be 142 million in 2020 (de Onis, Blössner and Borghi 2011; UNICEF 2019). While stunting prevalence has declined secularly, overweight/obesity prevalence has increased rapidly; among children <5 years, overweight/obese numbers are predicted to be 59.4 million in 2020, 84 per cent of whom in LMICs (de Onis, Blössner and Borghi 2010). Thus, many LMICs are characterized as having a double burden of malnutrition—large though declining chronic undernutrition and rapidly expanding overnutrition.

The following trajectories in stunting and overweight from age 1 year to mid-adolescence and from mid-childhood to early adulthood are identified in two cohorts in Ethiopia, India, Peru, and Vietnam (3-1): 1) catch-up growth; 2) increasing stunting probabilities; and 3) increasing overweight probabilities. Multinomial logits reveal that higher wealth quartiles and maternal schooling are protective against high-stunting-probability-trajectory-group membership, but higher wealth and urban residence predict high-overweight-probability-trajectory-group membership. Another study using the same data investigates relations between household conditional wealth (i.e. wealth at age 15 not predicted by wealth at age 5, thus controlling for wealth at age 5 and any correlated factors) and children's heights at age 15, and finds heterogeneities: 1) associations of conditional wealth with adolescent heights are stronger for boys than girls; and 2) growth of children after age 5 who were stunted at that age is significantly more responsive to conditional wealth than growth of non-stunted children (3-2). For Nicaraguan boys of age 10, exposure to a CCT before age 2 does not appear critical for physical growth due to subsequent catch-up, though it does appear critical for cognitive skills (1-4).

Prenatal care is widely emphasized by the World Health Organization and others as critical for birth outcomes, and the extent of prenatal care is associated with parental education and other resources. However, prenatal care utilization is not significantly associated with birthweights in Brazil, Guatemala, the Philippines, and South Africa, but a unit increase in prenatal care utilization is significantly associated with 0.09 higher height-for-age z score (HAZ) at 2 years (and, as noted above, more schooling grades attained) (3-3). On the other hand, fixed-effects analysis of monthly panel with all births in Mexico from 2008 to 2010 merged with municipality-level homicide data finds that exposure to homicides in first trimesters of gestation *increases* infant birthweights and reduces proportions of low birthweights (3-4). The authors suggest that mechanisms driving this surprising effect are increases in mothers' health-enhancing behaviours (particularly prenatal care) in response to exposure to violence. This positive effect is strong among urban women with low socioeconomic status (SES)—and null among the most-advantaged women. In the Young Lives longitudinal data for Ethiopia, India, Peru, and Vietnam, HAZ in early life and to a lesser extent subsequent changes in HAZ both are predicted by parental schooling (with variation in whether fathers' or mothers' schooling has larger associations), parental household consumption, and maternal height (3-5). For rural India, favourable rainfall shocks in childhood increase girls' survival probabilities more than they increase boys' survival probabilities in landless households, and price shocks have greater impact on girls than on boys, both of which suggest families treat girls more as luxuries at the margin when there are real income changes (3-6, 3-7). In South Africa, household economic well-being is associated significantly with children's body-mass index (BMI),

waist circumference/height, caregivers' perceptions of children's general health and quality of life, but not significantly with children's perceptions of quality of life (3-8).

A meta-analysis finds that average impacts of income transfers from social protection programmes on HAZ are positive but small and not statistically significant, though larger for girls, more vulnerable households, and CCTs (3-9). Another study finds no impacts of Green Revolution-induced rice productivity increases on Bangladeshi children's HAZ and dietary diversity (3-10). These studies suggest that interventions designed to increase household incomes may improve children's nutritional status only when they are linked to mechanisms that also improve children's diet quality. Estimates of Guatemalan parental protein allocation decisions indicate fairly small income elasticities but that the reference population for the distribution of HAZ that the parents use is important and that parents use the local distribution of HAZ for 2-year-olds in making their decisions regarding proteins to feed their new-born children (3-11). A structural behavioural model suggests that if parents used height distributions for well-nourished children, which arguably represent their children's true potential, rather than local distributions, they would invest significantly more in their children's protein intakes and their children's heights would be significantly higher. This would be tantamount to moving from the dashed to the solid line in Figure 2c with better information markets. A study on Bangladesh finds that maternal nutritional knowledge, instrumented to control for endogeneity and measurement error, has significant impact on children's dietary diversity if and only if households have good market access, illustrating one way in which context matters (3-12). Another study suggests that information related to expected long-run returns affects Indian parental investments in their children, with female–male survival rates responsive to female–male employment rates (3-13).

A 2017 study analyses relations between parental schooling and stunting using 376,992 preschool children from 56 LMICs (3-14). It compares a naïve OLS model to specifications that include cluster fixed effects and cohort-based schooling rankings to attempt to reduce biases from omitted variables and finds that estimated nutritional effects of parental schooling are: 1) substantially reduced with fixed effects and cohort rankings; 2) larger for mothers than for fathers, particularly for higher schooling levels; 3) minimal for primary schooling but generally increasing with more schooling; 4) increasing with household wealth; 5) larger with higher burdens of undernutrition; 6) larger with higher schooling quality; and 7) highly variable across country sub-samples. The authors conclude that their more-stringent models imply that achievement of very ambitious schooling targets would only lead to modest reductions in stunting rates in high-burden countries, and they speculate that schooling might have more impact on the next generation's nutritional status if school curricula focused on directly improving health and nutritional knowledge of future parents.

4 Impacts of children's human capital

For children's human capital to affect social mobility, either it must represent directly an indicator of interest for mobility (e.g. cognitive skills, schooling attainment) or have impacts on indicators of interest for social mobility (e.g. occupation, income) and therefore be channels through which, for example, parental human capital and endowments affect children's lifecycle outcomes. Thus, the effects of children's human capital on various outcomes are of interest for investigating social mobility. I now review studies on impacts of the three components of children's human capital in Section 3 on outcomes over children's lifecycles with emphasis on studies that attempt to deal with estimation challenges.

4.1 Cognitive skills

Very few studies attempt to control for endogeneity of cognitive skills in estimates for LMICs. One study reports significant positive effects of Guatemalan adult cognitive skills on wages using instruments from ~35 years of the lifecycle, including early-life experimentally allocated nutritional supplements to treat cognitive skills and physical human capital as endogenous, and finds significant and substantial effects for cognitive skills (about two-thirds larger in IV than in OLS estimates), but not for the physical human capital measure even in a fairly poor agrarian economy (except for a sub-sample selected into physically intensive occupations) (4-1). Another study finds significant positive effects of cognitive skills on schooling, labour-force participation, wages, and job quality using structural models for urban Colombia adults (4-2). A third study finds significant positive effects of cognitive skills on schooling attainment, but not on wage rates conditional on schooling among rural Chinese aged 17–21 (4-3). A fourth study finds that a Jamaican home-visit parenting/stimulation RCT programme for children under 4 that resulted in improved adult cognitive indicators at age 22 also increased earnings at age 22 (1-5, 4-4).

There are many studies of schooling attainment associations with a range of outcomes in LMICs. Many in the economics literature focus on wages/earnings (Psacharopoulos and Patrinos 2004). But most are simply OLS associations without control for possible: 1) measurement error (which, if random, tends to bias estimates towards zero); or 2) unobserved endowments such as genetic ability or family background that are likely to affect schooling and wages/earning in addition to any effects through schooling (which are likely to bias OLS coefficients away from zero). A few studies for LMICs attempt to deal with these issues. For urban China, a study estimates wage relations using twins data to control for unobserved endowments and cross-twins schooling reports to control for measurement error (4-5). Their OLS estimates suggest that an additional year of schooling increases earnings by 8.4 per cent. Their within-twins fixed-effects estimates with control for measurement error are 3.8 per cent, suggesting that most of estimated OLS schooling returns are due to omitted abilities or other family effects. For the rural Philippines, in contrast, using panel data to provide relevant instruments (particularly distance to schools and measures of household resources at schooling ages) to endogenize investments in schooling in wage functions, the estimated return to schooling increases more than 60 per cent when schooling is endogenized, suggesting dominance of measurement error and increasing returns to higher schooling in OLS estimates (4-6).

4.2 Socioemotional skills

Evidence is increasing that socioemotional skills affect important economic outcomes in HICs. There is fairly limited, though recently increasing, evidence for LMICs:

- Significant positive effects of socioemotional skills on schooling attainment, but not on wage rates conditional on schooling among rural Chinese aged 17–21 (5-1).
- Socioemotional skills not associated with higher earnings, holding formal jobs or high-qualified occupations but with labour-market participation in Colombia (5-2).
- For Argentina and Chile, self-efficacy associated with higher labour-force participation, employment probabilities, and wages, with larger associations for workers with post-secondary degrees (5-3).
- For Peruvian workers aged 14–50 socioemotional and cognitive skills equally rewarded in labour markets (5-4): a one standard-deviation change in cognitive skills and in the perseverance facet of grit each increases earnings 9 per cent, conditional on schooling and earnings 5 per cent higher for emotional stability and 8 per cent lower for agreeableness.

- For Bangladeshi formal-sector wages, personality traits have little explanatory power on average, but quantile regressions indicate that they matter in parts of conditional wage distributions, especially for females (5-5).

Quantile estimates for nine middle-income countries (MICs) indicate that earnings have positive associations with openness to new experiences and risk-taking behaviour, and negative associations with hostile attribution bias (5-6).

4.3 Health and nutritional status

There is systematic evidence on effects of physical health/nutritional status but not on mental health effects on relevant outcomes in LMICs.

Health/nutrition at birth (lifecycle stage 1)

The gains from moving low-income country babies out of low-birthweight status (based on estimates deemed the best available), with moderate discount rates (5 per cent), are mostly from increased adult productivities, not relatively short-run gains in infancy emphasized in previous biomedical literature (though this depends critically on valuation of averted mortality) (6-1). Benefit–cost ratios range from 0.6 to 35.2 (6-2). For Chile, birthweight differences within twins pairs, which control for unobserved family and genetic factors that twins share, have no effects on cognitive scores for children <3 years, positive effects for children 3–7 years, and substantial effects on first graders’ math and fourth graders’ math and language test scores for low-income families (6-3, 6-4). The within-twins estimates also indicate significant effects of birthweight on early-life anthropometrics (weight-for-age z score (WAZ), HAZ) and significant associations of WAZ with cognitive and HAZ with socioemotional indicators. A study using Chinese twins data finds impacts of birthweight on schooling attainment, cognitive achievement as measured by ninth-grade language and math tests, and wages (6-5). These effects are significantly larger for females, which the authors interpret to reflect comparative advantage of females in more-skilled occupations that have become more prominent.

Health/nutrition in infancy and preschool ages (lifecycle stages 1–2)

Estimates based on an experimentally allocated protein-enhanced supplement for Guatemalan children <2 years indicates long-run mostly positive significant effects over the lifecycle increasing: female schooling by 1.2 grades, adult female and male reading comprehension and cognitive abilities by ~0.25 standard deviations, male wage rates by >40 per cent, and birthweights for children of women who received the supplements by >100 gm (6-6 through 6-9). For rural India, propensity-score-matching estimates using longitudinal data from a controlled protein-energy supplement nutritional trial in 1987 to 1990 when children were <6 years report that children born in intervention villages at ages 8–15 are 7.8 per cent more likely to be enrolled in school and complete 0.84 more schooling grades than children born in control villages, but no association between supplementary nutrition and performance on school tests (6-10), and at ages 20–25 have more schooling attainment, are more likely employed, and have higher ages of marriage and parenting (6-11, 6-12). For Peru, preschool children with higher HAZ gain more vocabulary from formal preschools. For Pakistan, estimates using price shocks as instruments (which results in substantially larger estimates than OLS) find substantial reductions in school starting ages for children with higher preschool HAZ, larger for girls (6-14). For Ghana, preschool undernutrition also results in significant schooling delays (6-15). For Zimbabwe, higher preschool HAZ results in greater height, earlier enrolment ages, and greater school attainment (6-16). For the Philippines, estimates using sibling information for instruments (which result in substantially larger estimates than OLS) find that better-nourished children at ages of initial enrolment decisions perform

significantly better in school at ~11 years, partly because they enter school earlier and have more time to learn, but mostly because of greater learning productivity per year, with particularly large effects for more undernourished children (6-17) (Glewwe et al. 2001). A unit increase in HAZ would have effects on student achievement equal to 1.1 grades of school (2.1 grades for the most-undernourished children) with benefit–cost ratios >3. For Ethiopia, India, Peru, and Vietnam, growth trajectory models emphasize the importance of nutritional status at age ~1 year, but also the changes in nutritional status (not predicted by nutritional status at age 1) after age 1 for vocabulary and math performance at 8 and 12 (6-18, 6-19).

Thus, these estimates suggest that there are significant dynamic cross productivities between preschool nutrition and education, illustrating how better early-life nutrition in lifecycle stages 1–2 affects school-age cognitive and schooling outcomes in lifecycle stage 3, which in turn are likely to affect adult outcomes in lifecycle stages 4–5. A few studies do not find significant effects of early-life nutritional interventions, but the interventions they consider either were macronutrients that partially were significantly redistributed to other family members for children who mostly were older than the critical early-life growth period (6-20) or micronutrient powders (6-21).

5 Conclusions

5.1 Overall summary

Parental human capital and endowments often play significant roles in affecting social mobility. They may be important determinants of children’s human capital, which may be of interest in itself as commonly used indicators of mobility and which may be transmission channels for subsequent outcomes such as adult earnings that are of interest for social mobility. But it is important, particularly for LMICs, to include a wider definition of human capital than just, for example, schooling, on which much previous literature has focused. In particular, in many LMICs physical health and nutritional status are important dimensions of children’s human capital, especially for early-lifecycle stages. Also, estimates of how observed components of human capital and endowments affect children’s human capital and various outcomes often vary considerably from simple associations—sometimes are considerably larger with control for measurement error and nonlinearities and often are much smaller with control for unobserved endowments for which human capital in part may serve as a proxy. Unobserved parental endowments related, for example, to genetic endowments, family culture, and family connections, often have substantial effects so that focusing only on observed components is likely misleading and overstates social mobility since these endowments are likely to be less affected by policy interventions than observed parental and child human capital.

As with any empirical topic it is unlikely that any single characterization of parental human capital and endowments and social mobility fits most LMICs. There is too much heterogeneity in market development, policies, culture, demography, and resources. Capital and information markets are likely to vary, with direct effects on investments in children. Parental knowledge about child development, for example, may be useful only if there are considerable market or policy alternatives. The incentives to invest in various dimensions of child development also are likely to depend importantly on current and expected future macro developments.

The estimates summarized above suggest that parental human capital and endowments often have significant effects on children’s outcomes and thus social mobility. These effects are larger in some studies for those who are thought to be more vulnerable (e.g. undernourished, girls, low-SES families) though in other cases the better-off benefit more. But in many (not all) cases, effects are

much smaller than suggested by simple associations presented in much literature once there is control for unobserved endowments. By itself, this may suggest that social mobility is greater than might appear from simple associations of observed variables. However, this may not be the case because serially correlated unobserved endowments both across and within generations limit social mobility.

5.2 Gaps in the literature for social mobility in LMICs

Many gaps arise from **data limitations**. Data are quite limited with respect to mental health and socioemotional skills and parenting style (e.g. Glewwe et al. 2017), for which reason there has been no/little exploration of these factors as parental determinants of children's outcomes or as children's outcomes affected by parental human capital and endowments, with the result that interesting conjectures posed about mental health and socioemotional skills in HICs are mostly unexplored for LMICs. But data are also limited on cognitive skills, particularly for parents and somewhat for their children. There also are limitations with regard to indicators of physical health, with much focus on children's early-life anthropometric indicators but more limited indicators the rest of the lifecycle. And data are further limited with regard to some of the primary determinants and indicators of mobility, such as income and occupation, in part because of the relatively large informal and agricultural sectors in LMICs as compared with HICs (Iversen et al. 2019).

Another major data limitation regards having longitudinal data that permit controlling for biases due to measurement errors, endogeneity, and unobserved factors. Experimental data are potentially powerful for these purposes, but there are very few relevant experimental datasets to permit control for parental human capital and endowments that also have data over substantial segments of their children's lifecycles into young and mature adulthood. Generally, the only options are quasi-experimental methods, but data for such methods are also relatively rare. For example, there are relatively few LMIC datasets on adult siblings in general and on adult twins in particular—I am only aware of one for the latter (for Chinese urban areas). And other plausible instruments for parental human capital and endowments in longitudinal data with sufficient information on children also are rare, though successful efforts to link historical administrative data to micro intergenerational data have increased recently. Another possibility that has been used increasingly in HICs is genetic data, but I am unaware of any such use yet for topics covered in this paper.

Another limitation is that most longitudinal data with information on two generations have not yet followed the children long enough to permit intergenerational comparisons at comparable lifecycle stages/ages, so estimates of social mobility confound lifecycle changes with mobility. And considerable changes occur over the lifecycle, including early ageing in many LMICs compared to HICs.

Another significant limitation is that few datasets include information on what determines parental beliefs related to production technologies and expected returns for child investments. Since the few studies reviewed above on relevant beliefs in LMICs suggest that actual realities may differ significantly from those on which parents make investment decisions in their children, more investigation of what determines such parental beliefs and how they affect investments in children and thus social mobility would be useful. If parental beliefs about expected labour-market returns to their children's human capital, for example, depend on recent macro experience, then one of many different ways in which contexts may matter is with regard to expectations for such returns.

Likewise, relatively few studies directly address constraints that capital markets place on investments in children, with most of the relevant studies making indirect inferences based on

significant associations of such investments with parental resources. Collection and analysis of more direct information on capital markets may be informative for developing better policies.

There also are important **methodological limitations**, one of which is controlling for context to be more confident about external validity across space and time (Heckman and Feng 2018). Many studies are interpreted to be generalizable without serious efforts to deal with varying contexts. There are exceptions: 1) studies that use comparable data from very different contexts and test for differences in estimated relations—e.g. some studies using the Young Lives data from Ethiopia, India, Peru, and Vietnam; 2) studies that use macro or administrative data (e.g. Behrman et al. 2000); and 3) structural models that can show how results are sensitive to different market and other contexts (e.g. Todd and Wolpin 2006; Attanasio et al. 2012).

Another limitation is that LMIC intergenerational studies tend to focus on parents and children, though there are studies that consider roles of grandparents at least in predicting child outcomes (1-15, 1-22) and others that use twins and other siblings fixed effects to control, *inter alia*, for all past generations and other kin and ethnic group membership (1-23. 4-5, 6-5). Given that extended families, other kin support, and ethnic group support for human capital investments in children appear common in LMICs, extending the literature on LMIC social mobility to multiple generations and other kin and ethnic group members seems a promising direction, and is likely to reduce estimates of social mobility. One of the relatively few LMIC studies to date, for low-income communities in India, suggests that new networks providing mutual support to their members and substituting for inherited parental human capital and wealth strengthen most rapidly in historically disadvantaged communities, generating high intergenerational mobility (Munshi 2011).

Still another limitation is that many studies focus on one outcome, e.g. schooling attainment, which may reflect only part of intergenerational interactions. If some parents not only invest in their children's schooling attainment but also in their schooling quality, and transfer other resources, patterns of intergenerational correlations in schooling probably are misleading regarding mobility. For example, intergenerational land transfers are important in many LMICs and if they are not taken into account in examining intergenerational schooling mobility the total mobility may be misunderstood (probably overestimated) including gender dimensions (Quisumbing 1994; Quisumbing and Otsuka 2001; Bevis and Barrett 2015). Also, social capital may be intergenerationally transferred and enhance returns to human capital (Rungo and Pena-Lopez 2019). Further, school quality, not only schooling attainment, may be important: in one study of Brazilian standard earnings functions, school quality crudely measured is consistent with about as much of wage variations as is schooling attainment (Behrman and Birdsall 1983).

Another limitation of most studies on social mobility in LMICs is the dominance of partial-equilibrium approaches. For the questions of interest, which typically concern social mobility for many children not just one child, approaches that include market-wide and general-equilibrium considerations such as impacts on expected returns to schooling if there were a large expansion in schooling would seem to add new insights.

The literature on social mobility in LMICs also usefully could be extended to integrate better estimates on possible mechanisms with direct estimates of social mobility *per se*. Some possible mechanisms are reviewed in Sections 3 and 4. But there are others. For example, early-life nutrition affects ages of menarche and ages of first childbirth in India, and ages of partnering, quality of partners, and ages of first births in Guatemala—all of which probably affect individual and household adult income, well-being, and mobility (Hoddinott et al. 2013; Nandi et al. 2019).

The studies reviewed in this paper address in limited ways multiple dimensions of impacts of parental human capital and endowments on children's human capital and impacts of children's

human capital on outcomes later in their lifecycles in particular contexts. But there remain many possibilities for contributing to this literature by lessening data and methodological gaps.

References

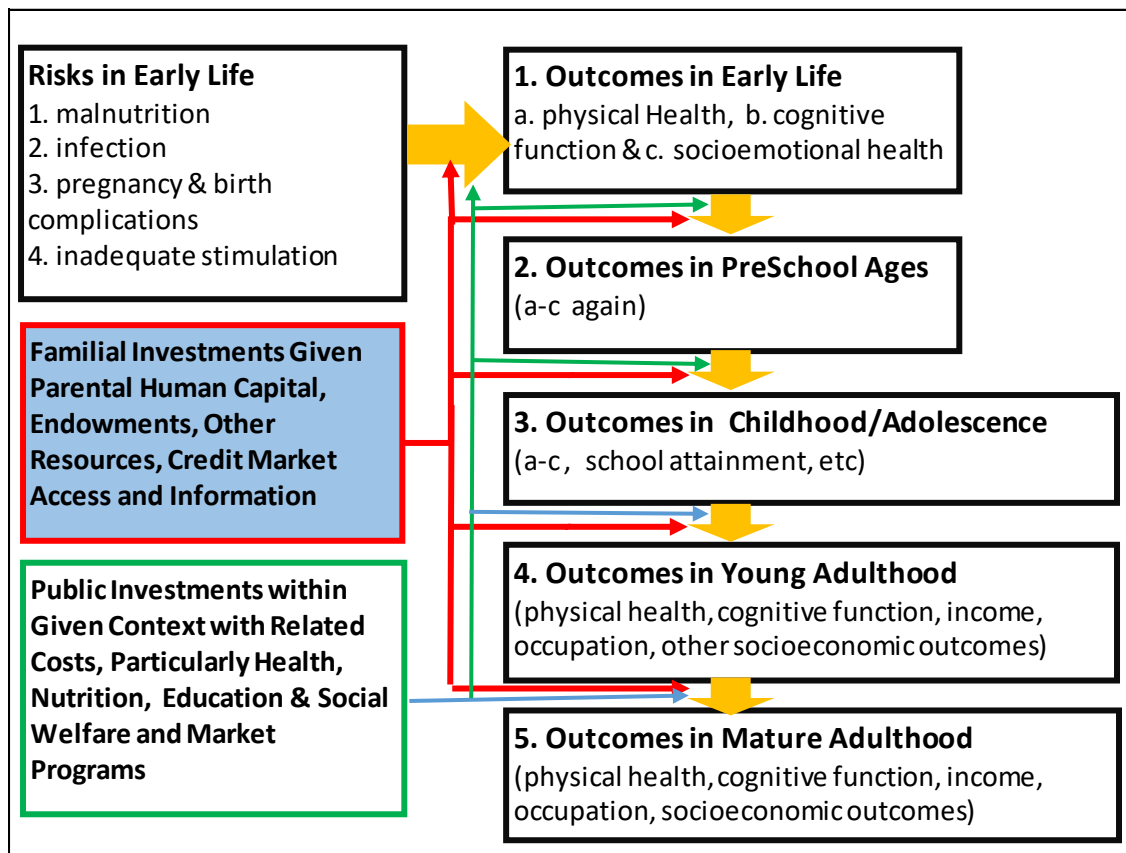
- Alderman, H., P.A. Chiappori, L. Haddad, J. Hoddinott, and R. Kanbur (1995). 'Unitary Versus Collective Models of the Household: Time to Shift the Burden of Proof?'. *World Bank Research Observer*, 10: 1–19.
- Ashenfelter, O., and A. Krueger (1994). 'Estimates of the Economic Return to Schooling from a New Sample of Twins'. *American Economic Review*, 84(5): 1157–74.
- Attanasio, O.P., C. Meghir, and A. Santiago (2012). 'Education Choices in Mexico: Using a Structural Model and a Randomized Experiment to Evaluate PROGRESA'. *The Review of Economic Studies*, 79(1): 37–66.
- Becker, G.S. (ed.) (1967). *Human Capital and the Personal Distribution of Income: An Analytical Approach*. Ann Arbor, MI: University of Michigan, Woytinsky Lecture.
- Becker, G.S. (1991). *A Treatise on the Family*. Cambridge, MA: Harvard University Press.
- Becker, G.S., and N. Tomes (1986). 'Human Capital and the Rise and Fall of Families'. *Journal of Labor Economics*, 4(3) Part I: S1–S39.
- Behrman, J.R. (1997). *Women's Schooling and Child Education: A Survey*. Philadelphia, PA: University of Pennsylvania.
- Behrman, J.R., and N.M. Birdsall (1983). 'The Quality of Schooling: Quantity Alone is Misleading'. *American Economic Review*, 73(5): 928–46.
- Behrman, J.R., N.M. Birdsall, and M. Székely (2000). 'Intergenerational Mobility in Latin America: Deeper Markets and Better Schools Make a Difference'. In N.M. Birdsall and C. Graham (eds), *New Markets, New Opportunities? Economic and Social Mobility in a Changing World*. Washington, DC: Brookings Institution Press.
- Behrman, J.R., R.A. Pollak, and P. Taubman (1982). 'Parental Preferences and Provision for Progeny'. *Journal of Political Economy*, 90(1): 52–73.
- Behrman, J.R., R.A. Pollak, and P. Taubman (1995). 'The Wealth Model: Efficiency in Education and Equity in the Family'. In J.R. Behrman, R.A. Pollak, and P. Taubman (eds), *From Parent to Child: Intrahousehold Allocations and Intergenerational Relations in the United States*. Chicago, IL: University of Chicago Press.
- Behrman, J.R., M.R. Rosenzweig, and P. Taubman (1994). 'Endowments and the Allocation of Schooling in the Family and in the Marriage Market: The Twins Experiment'. *Journal of Political Economy*, 102(6) (December): 1131–74.
- Behrman, J.R., and P. Taubman (1985). 'Intergenerational Earnings Mobility in the United States: Some Estimates and a Test of Becker's Intergenerational Endowments Model'. *Review of Economics and Statistics*, 67(1) (February): 141–51.
- Bevis, L.E.M., and C.B. Barrett (2015). 'Decomposing Intergenerational Income Elasticity: The Gender-differentiated Contribution of Capital Transmission in Rural Philippines'. *World Development*, 74: 233–52.

- Black, M.M., S.P. Walker, L. Fernald, C.T. Andersen, A.M. DiGirolamo, C. Lu, D.C. McCoy, G. Fink, Y.R. Shawar, and J. Shiffman (2017). 'Early Childhood Development Coming of Age: Science Through the Life Course'. *The Lancet*, 389. 10.1016/S0140-6736(16)31389-7.
- Cunha, F., and J.J. Heckman (2008). 'Formulating, Identifying and Estimating the Technology of Cognitive and Noncognitive Skill Formation'. *The Journal of Human Resources*, 43(4): 738.
- Das, M. (2007). 'Persistent Inequality: an Explanation Based on Limited Parental Altruism'. *Journal of Development Economics*, 84(1): 251–70.
- de Onis, M., M. Blössner, and E. Borghi (2010). 'Global Prevalence and Trends of Overweight and Obesity Among Preschool Children'. *The American Journal of Clinical Nutrition*, 92(5): 1257–64.
- de Onis, M., M. Blössner, and E. Borghi (2011). 'Prevalence and Trends of Stunting Among Preschool Children, 1990–2020'. *Public Health Nutrition*, 1(1): 1–7.
- Fiszbein, A., and N. Schady (2009). *Conditional Cash Transfers: Reducing Present and Future Poverty*. Washington, DC: World Bank.
- Glewwe, P., Q. Huang, and A. Park (2017). 'Cognitive Skills, Noncognitive Skills, and School-to-Work Transitions in Rural China'. *Journal of Economic Behavior & Organization*, 134: 141–64.
- Glewwe, P., H.G. Jacoby, and E.M. King (2001). 'Early Childhood Nutrition and Academic Achievement: A Longitudinal Analysis'. *Journal of Public Economics*, 81: 315–68.
- Heckman, J.J., and S.Z. Feng (2018). 'China's Investments in Skills'. *Frontiers of Economics in China*, 13(4): 531–58.
- Hoddinott, J., J.R. Behrman, J.A. Maluccio, P. Melgar, A.R. Quisumbing, M. Ramirez-Zea, A.D. Stein, K.M. Yount, and R. Martorell (2013). 'Adult Consequences of Growth Failure in Early Childhood'. *The American Journal of Clinical Nutrition*, 98(5): 1170–78.
- Iversen, V., A. Krishna, and K. Sen (2019). 'Beyond Poverty Escapes—Social Mobility in Developing Countries: A Review Article'. *The World Bank Research Observer*, 34(2): 239–73.
- Jones, P. (1998). 'Skill Formation and Inequality in Poor Countries: How Much Do Ethnic Neighbourhoods Matter?'. *Journal of African Economies*, 7(1): 62–90.
- King, E.M., and L.A. Lillard (1987). 'Education Policy and Schooling Attainment in Malaysia and the Philippines'. *Economics of Education Review*, 6(2) (November): 167–81.
- Lillard, L.A., and R.J. Willis (1997). 'Motives for Intergenerational Transfers: Evidence from Malaysia'. *Demography*, 34(1): 115.
- Maluccio, J.A. (1998). 'Endogeneity of Schooling in the Wage Function: Evidence from the Rural Philippines'. FCND Discussion Paper 54. Washington, DC: International Food Policy Research Institute.
- Munshi, K. (2011). 'Strength in Numbers: Networks as a Solution to Occupational Traps'. *Review of Economic Studies*, 78(3): 1069–101.
- Nandi, A., J.R. Behrman, M.M. Black, S. Kinra, and R. Laxminarayan (2019). 'Relationship Between Early-life Nutrition and Ages at Menarche and First Pregnancy, and Childbirth Rates of Young Adults: Evidence from APCAPS in India'. *Maternal & Child Nutrition*, 0(0): e12854.
- Psacharopoulos, G., and H.A. Patrinos (2004). 'Returns to Investment in Education: A Further Update'. *Education Economics*, 12(2): 111–34.

- Quisumbing, A.R. (1994). 'Intergenerational Transfers in Philippine Rice Villages: Gender Differences in Traditional Inheritance Customs'. *Journal of Development Economics*, 43(2) (April): 167–96.
- Quisumbing, A.R., and K. Otsuka (2001). 'Land Inheritance and Schooling in Matrilineal Societies: Evidence from Sumatra'. *World Development*, 29(12): 2093–110.
- Reynolds, S.A., L.C.H. Fernald, J. Deardorff, and J.R. Behrman (2018). 'Family Structure and Child Development in Chile: A Longitudinal Analysis of Household Transitions Involving Fathers and Grandparents'. *Demographic Research*, 38: 1777–814.
- Rungo, P., and A. Pena-Lopez (2019). 'Persistent Inequality and Social Relations: An Intergenerational Model'. *Journal of Mathematical Sociology*, 43(1): 23–39.
- Todd, P.E., and K.I. Wolpin (2006). 'Using a Social Experiment to Validate a Dynamic Behavioral Model of Child Schooling and Fertility: Assessing the Impact of a School Subsidy Program in Mexico'. *American Economic Review*, 96(5): 1384–417.
- UNICEF (2019). 'UNICEF Datasets'. [Online] Available at:
<https://data.unicef.org/resources/resource-type/datasets/#>
<https://data.unicef.org/resources/dataset/malnutrition-data/>.
- Victora, C.G., L. Adair, C. Fall, P.C. Hallal, R. Martorell, L. Richter, H.S. Sachdev, and Maternal Child Undernutrition Study Group (2008). 'Maternal and Child Undernutrition: Consequences for Adult Health and Human Capital'. *The Lancet*, 371(9609): 340–57.
- Victora, C.G., M. de Onis, P.C. Hallal, M. Blössner, and R. Shrimpton (2010). 'Worldwide Timing of Growth Faltering: Revisiting Implications for Interventions'. *Pediatrics*, 125: e473–e480.
- Zeng, Z., and Y. Xie (2014). 'The Effects of Grandparents on Children's Schooling: Evidence from Rural China'. *Demography*, 51(2): 599–617.

Figures and tables

Figure 1: Human capital, parental endowments and social mobility within lifecycle framework



Source: Author's illustration.

Figure 2: Becker's Woytinsky lecture—intersection of marginal rate of return and marginal costs determine equilibrium interest rate (r) and equilibrium human capital (H)

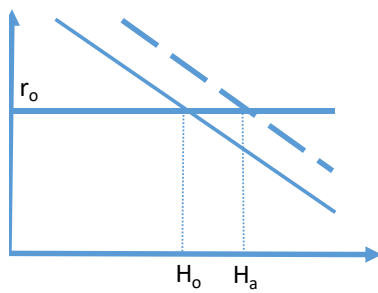


Figure 2a. Downward-sloping marginal rate of return and constant marginal costs, with dashed line giving higher marginal rate of return for each H

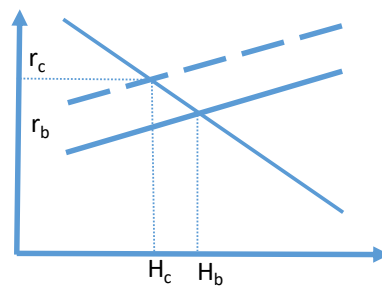


Figure 2b. Downward-sloping marginal rate of return and upward-sloping marginal costs, with dashed line giving higher marginal costs for each H

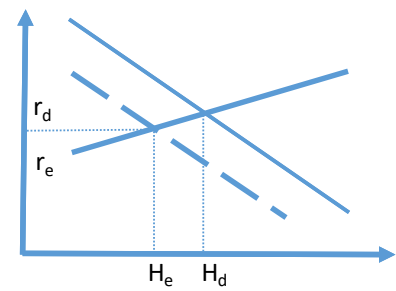


Figure 2c. Downward-sloping marginal rate of return and upward-sloping marginal costs, with dashed line giving lower marginal rate or return for each H

Source: Author's illustration.

Table 1: Selected studies on parental human capital and endowment determinants of children's cognitive skills and schooling

Study Number	Country	Dependent Variable(s)		Determining Variable(s)			Methods*	Reference
		Definition	Child Age (Years)	Definition	Child Age (Years)	Sign if Significant (0 if not)		
1-1	Chile	Cognitive skills (poor)	7	Earthquake	in utero	—	NE, DD	Torche, F. (2018). 'Prenatal Exposure to an Acute Stressor and Children's Cognitive Outcomes'. <i>Demography</i> , 55(5): 1611–39. 14
		Cognitive skills (middle)				0		
1-2	Indonesia	Raven's scores, math (low quantiles)	8–15	Ramadan fasting and stress	in utero	—	NE, quantile	Majid, M.F., J.R. Behrman, and S. Mani (2019). 'Short- and Long-term Distributional Consequences of Prenatal Malnutrition and Stress: Using Ramadan As a Natural Experiment'. <i>British Medical Journal Global Health</i> , 4:e001185.
		Raven's scores, math (high quantiles)				0		
1-3	Mexico	Schooling attainment, post-sec enrolment	12–18	Negative rainfall shocks, CCT	0–1 rain, 0–18 CCT	negative, mitigated by CCT	NE, RCT	Adhvaryu, A., T. Molina, A. Nyshadham, and J. Tamayo (2019). 'Helping Children Catch Up: Early Life Shocks and the PROGRESA Experiment'. <i>Journal of Political Economy</i> , 117(3): 453–503.
1-4	Nicaragua	Cognitive skills, boys	10	CCT	<2	+	RCT	Barham, T., K. Macours, and J.A. Maluccio (2013). 'Boys' Cognitive Skill Formation and Physical Growth: Long-term Experimental Evidence on Critical Ages for Early Childhood Interventions'. <i>American Economic Review</i> , 103(3): 467–71.
1-5	Jamaica	Adult IQ, schooling attainment, exams, general knowledge	22	Home parenting visits	0.75–4	+	RCT	Walker, S.P., S.M. Chang, M., Vera-Hernández, and S. Grantham-McGregor (2011). 'Early Childhood Stimulation Benefits Adult Competence and Reduces Violent Behavior'. <i>Pediatrics</i> , 127: 849–57.
1-6	Colombia	Bayley's cognitive & receptive language	2.5–3.5	Home parenting visits	1–3.5	+	RCT	Attanasio, O., C.P. Fernández, E.O.A. Fitzsimons, S.M. Grantham-McGregor, C. Meghir, and M. Rubio-Codina (2014). "Using the Infrastructure of a Conditional Cash Transfer Program to Deliver a Scalable Integrated Early Child Development Program in Colombia: Cluster Randomized Controlled Trial". [10.1136/bmj.g5785]. <i>British Medical Journal</i> , 349.
		Expressive language, fine & gross motor skills, weight, height, haemoglobin				0		
1-7	India	Cognitive skills, language	0.5–3.5	Home or group parenting visits	0.8–3.5	+	RCT	Attanasio, O., B. Augsburg, J. Behrman, B. Caeyers, M. Day, S. Grantham-McGregor, P. Jervis, P. Makkar, C. Meghir, A. Phimister, M. Rubio-Codina, and K. Vats. (2019). <i>Comparison of the Effectiveness of Home Visits Vs. Group Sessions in the Implementation of Early Childhood Development Interventions: An Open-label Cluster Randomised Control Trial</i> . London: Institute of Fiscal Studies.

Study Number	Country	Dependent Variable(s)		Determining Variable(s)			Methods*	Reference
		Definition	Child Age (Years)	Definition	Child Age (Years)	Sign if Significant (0 if not)		
1-8	73 countries	Schooling attainment	15–19	Preschool	Preschool	+	Country FE, control for mortality	Engle, P.L., L.C.H. Fernald, H., Alderman, J. Behrman, C. O'Gara, A. Yousafzai, et al. (2011). 'Strategies for Reducing Inequalities and Improving Developmental Outcomes for Young Children in Low-income and Middle-income Countries'. <i>Lancet</i> , 378(9799): 1339–53.
1-9	Argentina	Standardized tests, math & Spanish	7–9?	Preschool	3–5	+	NE, municipality & school FE	Berlinski, S., S. Galiani, and P. Gertler (2009). 'The Effect of Pre-primary Education on Primary School Performance'. <i>Journal of Public Economics</i> , 93(1-2): 219–34.
1-10	Madagascar	Child development tests	3–6	Wealth, mothers' schooling	3–6	+	Longitudinal	Fernald, L.C.H., A. Weber, E. Galasso, and L. Ratsifandrihamanana (2011). 'Socioeconomic Gradients and Child Development in a Very Low Income Population: Evidence from Madagascar'. <i>Developmental Science</i> , 14(4): 832–47.
1-11	Ethiopia, India, Peru, Vietnam	Vocabulary tests, height	1–12	Household assets, parental schooling	1–12	+	Longitudinal	Reynolds, S.A., C. Andersen, J. Behrman, A. Singh, A.D. Stein, L. Benny, L., . . . L.C.H. Fernald (2017). 'Disparities in Children's Vocabulary and Height in Relation to Household Wealth and Parental Schooling: a Longitudinal Study in Four Low- and Middle-income Countries'. <i>SSM - Population Health</i> , 3(Supplement C): 767–86.
								Lopez-Boo, F. (2013). <i>Intercontinental Evidence on Socioeconomic Status and Early Childhood Cognitive Skills: Is Latin America Different?</i> Washington, DC: Inter-American Development Bank.
1-12	Chile, Colombia, Ecuador, Nicaragua, Peru	Receptive language	3–6	Wealth	3–6	+	Longitudinal	Schady, N., J. Behrman, M.C. Araujo, R. Azuero, R., Bernal, D. Bravo, . . . R. Vakis (2015). 'Wealth Gradients In Early Childhood Cognitive Development In Five Latin American Countries'. <i>Journal of Human Resources</i> , 50(2): 446–63.
1-13	Chile	Cognitive, language, motor, socioemotional	0–7	Mothers' verbal and numeric scores	0–7	+	Longitudinal	Abufhele-Milad, A. (2017). <i>Three Essays on Early Childhood Development from Chile</i> . (Ph.D.) Philadelphia, PA: University of Pennsylvania.
1-14	Chile	Batelle, PPVT	3	Maternal labour-force participation	0–3	0	IV, PSM	Reynolds, S.A., L.C.H. Fernald, and J.R. Behrman (2017). 'Mothers' Labor Market Choices and Child Development Outcomes in Chile'. <i>SSM - Population Health</i> , 3(Supplement C): 756–66.
1-15	Chile	PPVT	1.5–7	Grandparents co-residence	1.5–7	+	Individual FE	Reynolds, S.A., L.C.H. Fernald, J. Deardorff, and J.R. Behrman (2018). 'Family Structure and Child Development in Chile: a Longitudinal Analysis of Household Transitions Involving Fathers and Grandparents'. <i>Demographic Research</i> , 38: 1777–814.
				Father co-resident		0		

Study Number	Country	Dependent Variable(s)		Determining Variable(s)			Methods*	Reference
		Definition	Child Age (Years)	Definition	Child Age (Years)	Sign if Significant (0 if not)		
1-16	Eithopia, India, Peru, Vietnam	PPVT	5, 8	Improved water, toilet access	1, 5	+	Longitudinal	Dearden, K.A., A.T. Brennan, W. Schott, B.T. Crookston et al. (2017). 'Does Household Access to Improved Water and Sanitation in Infancy and Childhood Predict Better Vocabulary Test Performance in Ethiopian, Indian, Peruvian, and Vietnamese Cohort Studies?'. <i>BMJ Open</i> , 7(7).
1-17	Peru	PPVT	8	CCT	0–8	0	Child FE	Sanchez, A., G. Melendez, and J.R. Behrman (2018). 'Impact of Juntos Conditional Cash Transfer Program on Nutritional and Cognitive Outcomes in Peru: Comparison Between Younger and Older Initial Exposure'. <i>Economic Development and Cultural Change</i> .
1-18	Peru	PPVT, grade attainment	5–7	CCT	4–7	0	PSM, DD	Andersen, C.T., S. Reynolds, J.R. Behrman, B. Crookston, K. Dearden, J. Escobal, J., . . . L.C.H. Fernald (2015). 'Participation in the Juntos Conditional Cash Transfer Program in Peru Is Associated with Changes in Child Anthropometric Status but Not Language Development or School Achievement'. <i>Journal of Nutrition</i> , 145(10): 2396–405.
1-19	Mexico	Grade attainment	15–21	CCT	9–15	+	RCT, DD, PSM	Behrman, J. R., S.W. Parker, and P.E. Todd (2011). 'Do Conditional Cash Transfers for Schooling Generate Lasting Benefits?: A Five-Year Followup of PROGRESA/Oportunidades'. <i>Journal of Human Resources</i> , 46(1): 93–122.
1-20	Mexico	Math	14–18	Performance incentives	14–18	+	RCT	Behrman, J. R., S.W. Parker, P.E. Todd. and K.I. Wolpin (2015). 'Aligning Learning Incentives of Students and Teachers: Results from a Social Experiment in Mexican High Schools'. <i>Journal of Political Economy</i> , 123(2): 325–64.
1-21	China	Math, language	9–11	Absence of both parents	9–11	-	Dynamic panel estimates	Zhang, H., J.R. Behrman, C.S. Fan, X. Wei, and J. Zhang (2014). 'Does Parental Absence Reduce Cognitive Achievements? Evidence from Rural China'. <i>Journal of Development Economics</i> , 111(0): 181–95.
1-22	China	School dropout	7–18	Grandparents co-residence, schooling	7–18	-		Zeng, Z., and Y. Xie (2014). 'The Effects of Grandparents on Children's Schooling: Evidence from Rural China'. <i>Demography</i> , 51(2): 599–617.
1-23	China	Schooling attainment	16+	Parental schooling	0+	0	Adult twins FE	Behrman, J.R., Y. Hu, and J. Zhang (2019). <i>The Causal Effects of Parents' Schooling on Children's Schooling in Urban China</i> . Hong Kong: Chinese University of Hong Kong.
1-24	Malaysia	Schooling attainment		Parental schooling		+	Control for unobserved endowments	Lillard, L., and R. Willis (1994). 'Intergenerational Education Mobility: Effects of Family and State in Malaysia'. <i>Journal of Human Resources</i> , 29:4(Fall): 1126–66.
1-25	Dominican Republic	Schooling attainment	18	Return to schooling	14	+	RCT	Jensen, R. (2010). 'The (Perceived) Returns to Education and the Demand for Schooling'. <i>Quarterly Journal of Economics</i> , 125(2): 515–48.
1-26	Malawi	School enrolment (high performers)	10–15	Information on child ability	9–14	+	RCT	Dizon-Ross, R. (2019). 'Parents' Beliefs About Their Children's Academic Ability: Implications for Educational Investments'. <i>American Economic Review</i> , 109(8): 2728–65.
		School enrolment (low performers)				-		

Study Number	Country	Dependent Variable(s)		Determining Variable(s)			Methods*	Reference
		Definition	Child Age (Years)	Definition	Child Age (Years)	Sign if Significant (0 if not)		
1-27	Vietnam	School enrolment	10–18	Wealth (consumption)	10–18	+	2SLS, FIML, hazards	Glewwe, P., and H. Jacoby (2004). 'Economic Growth and the Demand for Education: Is there a Wealth Effect?'. <i>Journal of Development Economics</i> , 74(1): 33–51.
1-28	Vietnam	School attainment, school progression	6–17	Predicted income	6–17	+	IV, control for censoring, school and commune FE	Behrman, J. R., and J.C. Knowles (1999). 'Household Income and Child Schooling in Vietnam'. <i>World Bank Economic Review</i> , 13(2): 211–56.
1-29	Peru	School progression	7–12	Household wealth	7–12	+		Jacoby, H. (1994). 'Borrowing Constraints and Progress Through School: Evidence from Peru'. <i>The Review of Economics and Statistics</i> , 76(1): 151–60.
				Credit-constrained, closely spaced		-		
1-30	Malaysia	School attainment	Mean=25 (SD=5.7)	Fathers' permanent earnings and at child age 18	18	+	Longitudinal	Lillard, L.A., and M.R. Kilburn (1995). <i>Intergenerational Earnings Links: Sons and Daughters</i> . Santa Monica, CA: The RAND Corporation, mimeo.
1-31	Ghana	Timing of school investment	12–18	Income	12–18	+	Longitudinal	Glewwe, P., and H. Jacoby (1993). 'Estimating the Determinants of Cognitive Achievement in Low Income Countries: The Case of Ghana'. Living Standards Measurement Study no. 91. Washington, DC: World Bank.
1-32	Bangladesh, Malawi, Zambia	English literacy, numeracy for low-schooled girls	19+	adolescent childbearing	14+	Minus but moderated by schooling	RE, FE	Psaki, S.R., E. Soler-Hampejsek, J. Saha, B.S. Mensch, and S. Amin (2019). 'The Effects of Adolescent Childbearing on Literacy and Numeracy in Bangladesh, Malawi, and Zambia'. <i>Demography</i> , 56(5): 1899–929.
1-33	Mexico	Cognitive function	60+	Age, diabetes	60+	Minus but moderated by schooling		Avila, J.C., B. Downer, S.M. Arango, and R. Wong. (2018). <i>The Moderating Role of Education in the Relationship Between Diabetes and Cognitive Function Among Mexican Older Adults</i> . Population Association of America Annual Meetings.

Note: * FE = Fixed Effects, NE = Natural Experiment, PSM = Propensity Score Matching, RCT = Random Controlled Trial, DD difference in difference, RE = Random Effects.

Source: Author's compilation.

Table 2: Selected studies on parental human capital and endowment determinants of children's socioemotional skills

Study Number	Country	Dependent Variable(s)		Determining Variable(s)			Methods*	Reference
		Definition	Child Age (Years)	Definition	Child Age (Years)	Sign if Significant (0 if not)		
2-1	Jamaica	Violent behaviour, fighting, depression symptoms, social inhibitions	22	Home parenting visits	0.75–4	-	RCT	Walker, S.P., S.M. Chang, M., Vera-Hernández, and S. Grantham-McGregor (2011). 'Early Childhood Stimulation Benefits Adult Competence and Reduces Violent Behavior'. <i>Pediatrics</i> , 127: 849–57.
		anxiety				0		
2-2	Chile	Child Behavioural Checklist (CBCL)	3	Maternal labour-force participation	0–3	0	IV, PSM	Reynolds, S.A., L.C.H. Fernald, and J.R. Behrman (2017). 'Mothers' Labor Market Choices and Child Development Outcomes in Chile'. <i>SSM – Population Health</i> , 3 (Supplement C): 756–66.
2-3	Chile	Child Behavioural Checklist (CBCL)	1.5–7	Grandparents co-residence, father co-resident	1.5–7	0	Individual FE	Reynolds, S.A., L.C.H. Fernald, J. Deardorff and J.R. Behrman (2018). 'Family Structure and Child Development in Chile: a Longitudinal Analysis of Household Transitions Involving Fathers and Grandparents'. <i>Demographic Research</i> , 38: 1777–814.
2-4	South Africa	Executive function	7–10	Economic well-being	7–10	+	Structural equation models	Turbeville, A., J.L. Aber, S L. Weinberg, L. Richter, and A. van Heerden (2019). 'The Relationship Between Multidimensional Economic Well-being and Children's Mental Health, Physical Health, and Executive Function Development in South Africa'. <i>Developmental Science</i> , 22(5).
		Caregiver reported internalizing				-		
		Child reported internalizing, externalizing, prosocial: Caregiver reported externalizing, prosocial				0		
2-5	Colombia	Socioemotional skills	15–64	Mothers' schooling attainment	15–64	+	Economic structural models	Acosta, P., N. Muller, and M. Sarzosa (2015). 'Beyond Qualifications: Returns to Cognitive and Socio-Emotional Skills in Colombia'. IZA Discussion Paper 9403. Bonn: Institute for the Study of Labor (IZA).

Note: * FE = Fixed Effects, NE = Natural Experiment, PSM = Propensity Score Matching, RCT = Random Controlled Trial, DD difference in difference.

Source: Author's compilation.

Table 3: Selected studies on parental human capital and endowment determinants of children's health and nutritional status

Study Number	Country	Dependent Variable(s)		Determining Variable(s)			Methods*	Reference
		Definition	Child Age (Years)	Definition	Child Age (Years)	Sign if Significant (0 if not)		
3-1	Ethiopia, India, Peru, Vietnam	High-stunting-probability-trajectory	1–22	High wealth, maternal schooling	1–22	-	Longitudinal growth trajectories	Schott, W., E. Aurino, M.E., Penny, and J.R. Behrman (2019). 'The Double Burden of Malnutrition among Youth: Trajectories and Inequalities in Four Emerging Economies'. <i>Economics & Human Biology</i> , 34: 80–91.
		High-overweight-probability-trajectory		High wealth, urban residence		+		
3-2	Ethiopia, India, Peru, Vietnam	Height	15	Wealth	5–15	Plus, more so for boys or if low HAZ at 5	Longitudinal conditional growth models	Duc, L.T. (2019). 'Household Wealth and Gender Gap Widening in Height: Evidence from Adolescents in Ethiopia, India, Peru, and Vietnam'. <i>Economics & Human Biology</i> , 34: 208–15.
3-3	Brazil, Guatemala, Philippines, South Africa	Birthweight	0	Prenatal care	Before birth	0	Longitudinal	Liu, X., J.R. Behrman, A.D. Stein, L.S. Adair, S.K. Bhargava, J.B. Borja, . . . H.S. Sachdev (2017). 'Prenatal Care and Child Growth and Schooling in Four Low- and Medium-income Countries'. <i>PLoS One</i> , 12(2).
		HAZ at 2, schooling attainment	2, 20+			+		
3-4	Mexico	Birthweight	0	Local violence	Before birth	Plus for low-income	Administrative district data	Torche, F., and A. Villarreal (2014). 'Prenatal Exposure to Violence and Birth Weight in Mexico: Selectivity, Exposure, and Behavioral Responses'. <i>American Sociological Review</i> , 79(5): 966–92.
3-5	Ethiopia, India, Peru, Vietnam	HAZ at 1, unpredicted change in HAZ 1-8	1–8	Parental schooling, consumption, mothers' heights	1	+	Longitudinal	Schott, W., B.T. Crookston, E.A. Lundeen, A.D. Stein, J.R. Behrman, and Team, Y. L. D. a. C. o. C. G. P. (2013). 'Child Growth from Ages 1 to 8 Years in Ethiopia, India, Peru and Vietnam: Key Distal Household and Community Factors'. <i>Social Science & Medicine</i> , 97: 278–87
3-6	India	Nutrients	All children	Prices	All children	Minus, larger absolute values for girls	Individual FE	Behrman, J.R., and A.B. Deolalikar (1990). 'The Intrahousehold Demand for Nutrients in Rural South India: Individual Estimates, Fixed Effects and Permanent Income'. <i>Journal of Human Resources</i> , 25(4): 665-696.
				Permanent income		0		

Study Number	Country	Dependent Variable(s)		Determining Variable(s)			Methods*	Reference
		Definition	Child Age (Years)	Definition	Child Age (Years)	Sign if Significant (0 if not)		
3-7	India	Survival for girls - boys	Preschool	Favourable rainfall	0–2	Plus for landless households	Household FE	Rose, E. (1999). 'Consumption Smoothing and Excess Female Mortality in Rural India'. <i>The Review of Economics and Statistics</i> , LXXXI(1) (February): 41–49.
3-8	South Africa	BMI, waist circumference/ height, caregiver reported general health & quality of life	7–10	Economic well-being	7–10	+	Structural equation models	Turbeville, A., J.L. Aber, S.L. Weinberg, L. Richter, and A. van Heerden (2019). 'The Relationship Between Multidimensional Economic Well-being and Children's Mental Health, Physical Health, and Executive Function Development in South Africa'. <i>Developmental Science</i> , 22(5).
		Child reported quality of life				0		
3-9	21 studies 17 programmes	HAZ		Cash transfer programmes		Plus but not sig on average, more for CCTs, girls and more vulnerable	Meta-analysis	Manley, J., S. Gitter, and V. Slavchevska (2013). 'How Effective Are Cash Transfers at Improving Nutritional Status?'. <i>World Development</i> , 48: 133–55.
3-10	Bangladesh	HAZ, dietary diversity	0–2	Rice yields	0–2	0		Headey, D., and J. Hoddinott (2016). 'The Nutritional Impacts of Bangladesh's Green Revolution'. <i>Agricultural Systems</i> , 149: 122–31.
3-11	Guatemala	HAZ	2	Reference distribution	0	+	Economic structural model, IV	Wang, F., E. Puentes, J. Behrman, and F. Cunha (2019). <i>You Are What Your Parents Think: Height and Local Reference Points</i> . Houston, TX: University of Houston.
				Income		Plus but small		
3-12	Bangladesh	Children's dietary diversity	0–5	Mother's nutritional knowledge	0–5	Plus only if good market access	IV	Hirvonen, K., J. Hoddinott, B. Minten, and D. Stifel (2017). 'Children's Diets, Nutrition Knowledge, and Access to Markets'. <i>World Development</i> , 95: 303–15.
3-13	India	M-F child survival difference	0–5	Adult F employment rate	0–5	-	2SLS	Rosenzweig, M.R., and T.P. Schultz (1982). 'Market Opportunities, Genetic Endowments, and Intrafamily Resource Distribution: Child Survival in Rural India'. <i>American Economic Review</i> , 72(4): 803–15
				Adult M employment rate		0		

Study Number	Country	Dependent Variable(s)		Determining Variable(s)			Methods*	Reference
		Definition	Child Age (Years)	Definition	Child Age (Years)	Sign if Significant (0 if not)		
3-14	56 countries	Stunting	0–5	Parental schooling	0–5	Modest, larger for mother, increasing with schooling, increasing with wealth, larger if higher prevalence of undernutrition, higher with school quality, smaller with control for FE & cohort ranking	FE, cohort rankings	Alderman, H., and D.D. Headey (2017). 'How Important is Parental Education for Child Nutrition?'. <i>World Development</i> , 94: 448–64.

Note: * FE = Fixed Effects, NE = Natural Experiment, PSM = Propensity Score Matching, RCT = Random Controlled Trial, DD difference in difference.

Source: Author's compilation.

Table 4: Selected studies of impacts of children's cognitive skills and schooling

Study Number	Country	Dependent Variable(s)		Determining Variable(s)			Methods*	Reference
		Definition	Child Age (Years)	Definition	Child Age (Years)	Sign if Significant (0 if not)		
4-1	Guatemala	Wages	26–42	Cognitive skills	26–42	+	IV, RCT	Behrman, J.R., J.F. Hoddinott, J.A. Maluccio, and R. Martorell (2017). 'Brains Versus Brawn: Labor Market Returns to Intellectual and Physical Human Capital in a Poor Developing Country'. International Food Policy Research Institute Discussion Paper 1487. Washington, DC: IFPRI.
				Fat-free mass		0		
4-2	Colombia	Labour-force participation, schooling, wages, job quality	17–64	Cognitive skills	17–64	+	Economic structural model	Acosta, P., N. Muller, and M. Sarzosa (2015). 'Beyond Qualifications: Returns to Cognitive and Socio-Emotional Skills in Colombia'. IZA Discussion Paper 9403. Bonn: Institute for the Study of Labor.
4-3	China	Schooling attainment	17–21	Cognitive skills	9–21	+	Longitudinal data, IV	Glewwe, P., Q. Huang, and A. Park, A. (2017). 'Cognitive Skills, Noncognitive Skills, and School-to-work Transitions in Rural China'. <i>Journal of Economic Behavior & Organization</i> , 134: 141–64.
		Wage rates conditional on schooling				0		
4-4	Jamaica	Earnings	22	Home visit stimulation	0.75–4	+	RCT	Gertler, P., J. Heckman, R. Pinto, A. Zanolini, C. Vermeersch, S. Walker... S. Grantham-McGregor (2014). 'Labor Market Returns to an Early Childhood Stimulation Intervention in Jamaica'. <i>Science</i> , 344(6187): 998–1001.
4-5	China	Earnings	18–65	Schooling attainment	0+	3.8% with FE, ME; 8.4% OLS	Twins FE	Li, H., P.W. Liu, and J. Zhang (2012). 'Estimating Returns to Education Using Twins in Urban China'. <i>Journal of Development Economics</i> , 97(2): 494–504.
4-6	Philippines	Earnings	20–44	Schooling attainment	0+	+	IV, panel data, administrative links	Maluccio, J.A. (1998). 'Endogeneity of Schooling in the Wage Function: Evidence from the Rural Philippines'. FCND Discussion Paper 54. Washington, DC: International Food Policy Research Institute.

Note: * FE = Fixed Effects, NE = Natural Experiment, PSM = Propensity Score Matching, RCT = Random Controlled Trial, DD = difference in difference.

Source: Author's compilation.

Table 5: Selected studies of impacts of children's socioemotional skills

Study Number	Country	Dependent Variable(s)		Determining Variable(s)			Methods*	Reference
		Definition	Child Age (Years)	Definition	Child Age (Years)	Sign if Significant (0 if not)		
5-1	China	Schooling attainment	17–21	Socioemotional skills	9–21	+	Longitudinal data, IV	Glewwe, P., Q. Huang, and A. Park (2017). 'Cognitive Skills, Noncognitive Skills, and School-to-work Transitions in Rural China'. <i>Journal of Economic Behavior & Organization</i> , 134: 141–64.
		Wage rates conditional on schooling				0		
5-2	Colombia	Labour-force participation, schooling	17–64	Socioemotional skills	17–64	+	Economic structural model	Acosta, P., N. Muller, and M. Sarzosa, (2015). 'Beyond Qualifications: Returns to Cognitive and Socio-Emotional Skills in Colombia'. IZA Discussion Paper 9403. Bonn: Institute for the Study of Labor .
		Wages, job quality				0		
5-3	Chile, Argentina	Wage rates, labour-force participation, employment	25–30	Self-efficacy	25–30	+	Cross-sectional association	Bassi, M., M. Busso, S. Urzúa, and J. Vargas (2012). <i>Disconnected: Skills, Education and Employment in Latin America</i> . Washington, DC: Inter-American Development Bank.
5-4	Peru	Earnings conditional on schooling attainment	14–50	Cognitive skills, perseverance facet of Grit, emotional stability	14–50	+	IV	Díaz, J.J., O. Arias, and D.V. Tudela (2013). <i>Does Perseverance Pay as Much as Being Smart? The Returns to Cognitive and Non-cognitive Skills in Urban Peru</i> . Lima: GRADE.
				Agreeableness		-		
5-5	Bangladesh	Wages	32.3 mean, 8.5 SD	Cognitive skills	32.3 mean, 8.5 SD	+	Quantile estimates	Nordman, C.J., L.R. Sarr, and S. Sharma (2015). 'Cognitive, Non-Cognitive Skills and Gender Wage Gaps: Evidence from Linked Employer-Employee Data in Bangladesh'. IZA Discussion Paper 9132. Bonn: Institute for the Study of Labor.
				Personality traits		0, except some quantiles for females		
5-6	9 MICs: Armenia, Bolivia, Colombia, Georgia, Ghana, Kenya, Serbia,	Earnings	25–54	Openness to new experience, risk-taking	25–54	+	Selectivity control, quantile estimates	Gunewardena, D., E. M. King, and A. Valerio. (2018). 'More Than Schooling: Understanding Gender Differences in the Labor Market When Measures of Skill Are Available'. World Bank Policy Research Working Paper 8588. Washington, DC: World Bank.
				Hostile attribution bias		-		

Study Number	Country	Dependent Variable(s)		Determining Variable(s)			Methods*	Reference
		Definition	Child Age (Years)	Definition	Child Age (Years)	Sign if Significant (0 if not)		
	Ukraine, Vietnam							

Note: * FE = Fixed Effects, NE = Natural Experiment, PSM = Propensity Score Matching, RCT = Random Controlled Trial, DD difference in difference.

Source: Author's compilation.

Table 6: Selected studies of impacts of children's health and nutritional status

Study Number	Country	Dependent Variable(s)		Determining Variable(s)			Methods*	Reference
		Definition	Child Age (Years)	Definition	Child Age (Years)	Sign if Significant (0 if not)		
6-1	Low-income	Multiple outcomes over life cycle	0–60	Birthweight	0	+	Mixed	Alderman, H., and J.R. Behrman (2006). ‘Reducing the Incidence of Low Birth Weight in Low-Income Countries has Substantial Economic Benefits’. <i>World Bank Research Observer</i> , 21(1): 25–48.
6-2	Low-income	Benefits/costs	0	Interventions to reduce low birth weight	Prebirth	+	Mixed	Behrman, J. R., H. Alderman, and J. Hoddinott (2004). ‘Hunger and Malnutrition’. In B. Lomborg (ed.), <i>Global Crises, Global Solutions</i> . Cambridge: Cambridge University Press.
6-3	Chile	Language	0.5–7	Birthweight	0	+	Twins FE	Abufhele-Milad A. (2017). <i>Three Essays on Early Childhood Development from Chile</i> . Philadelphia, PA: University of Pennsylvania.
		Cognitive, socioemotional, motor				0		
6-4	Chile	Math, Spanish	10	Birthweight	0	Plus for low SES, not middle SES	Twins FE	Torche, F., and G. Echevarría (2011). ‘The Effect of Birthweight on Childhood Cognitive Development in a Middle-income Country’. <i>International Journal of Epidemiology</i> , 40(4): 1008–18.
6-5	China	Math, language	15	Birthweight	0	Plus, more for females	Twins FE	Rosenzweig, M. R., and J. Zhang (2013). ‘Economic Growth, Comparative Advantage, and Gender Differences in Schooling Outcomes: Evidence from the Birthweight Differences of Chinese Twins’. <i>Journal of Development Economics</i> , 104(0): 245–60.
		Schooling attainment, wages	18–29		0	Plus for females		
6-6	Guatemala	Schooling, females	5–42	Protein supplement	0–2	+	RCT	Maluccio, J.A., J.F. Hoddinott, J.R. Behrman, A.R. Quisumbing, R., Martorell, and A.D. Stein (2009). ‘The Impact of Nutrition During Early Childhood on Education among Guatemalan Adults’. <i>Economic Journal</i> , 119(537): 734–63.
		Schooling, males				0		
		Reading comprehension	26–42			+		
		Raven’s test				+		
6-7	Guatemala	Wage rate, females	26–42	Protein supplement	0–2	0	RCT	Hoddinott, J.F., J.A. Maluccio, J.R., Behrman, R., Flores, and R. Martorell (2008). ‘Effect of a Nutrition Intervention During Early Childhood on Economic Productivity in Guatemalan Adults’. <i>Lancet</i> , 371(9610): 411–16.
		Wage rate, males				+		
		Hours worked				0		
6-8	Guatemala	Reading comprehension	26–42	HAZ	6	0	IV	Behrman, J.R., J.F. Hoddinott, J.A. Maluccio, E. Soler-Hampejsek, E.L. Behrman, R. Martorell, . . . A.D. Stein. (2014). ‘What Determines Adult

Study Number	Country	Dependent Variable(s)		Determining Variable(s)			Methods*	Reference
		Definition	Child Age (Years)	Definition	Child Age (Years)	Sign if Significant (0 if not)		
		Raven's tests				+		
6-9	Guatemala	Women's children's birthweight, height	30–49	Protein supplement	<15	+	RCT	Cognitive Skills? Influences of Pre-School, School and Post-School Experiences in Guatemala'. <i>Latin American Economic Review</i> , 23(4): 1–32.
6-10	India	School attainment, current enrolment	13–18	Protein supplement	<6	+	PSM	Nandi, A., A. Ashok, S. Kinra, J.R. Behrman, and R. Laxminarayan (2016). 'Early Childhood Nutrition Is Positively Associated with Adolescent Educational Outcomes: Evidence from the Andhra Pradesh Child and Parents Study (APCAPS)'. <i>Journal of Nutrition</i> , 146(4): 806–13.
		School tests				0		
6-11	India	School attainment, employment, age of marriage	20–25	Protein-enhanced nutritional supplement	<6	+	PSM	Nandi, A., J.R. Behrman, S. Kinra, and R. Laxminarayan (2018). 'Early-life Nutrition is Associated Positively with Schooling and Labor Market Outcomes and Negatively with Marriage Rates at Age 20–25 Years: Evidence from the Andhra Pradesh Children and Parents Study (APCAPS) in India'. <i>The Journal of Nutrition</i> , 148(1): 140–46.
6-12	India	Menarcheal age, age at first pregnancy, age of partnering	20–25	Protein-enhanced nutritional supplement	<6	+	PSM	Nandi, A., J.R. Behrman, M.M. Black, S. Kinra, and R. Laxminarayan (2019). 'Relationship Between Early-life Nutrition and Ages at Menarche and First Pregnancy, and Childbirth Rates of Young Adults: Evidence from APCAPS in India'. <i>Maternal & Child Nutrition</i> .
6-13	Peru	Receptive vocabulary	5	HAZ	1	-	IV	Cueto, S., J. León, A. Miranda, K. Dearden, B.T. Crookston, and J.R. Behrman (2016). 'Does Pre-school Improve Cognitive Abilities Among Children with Early-life Stunting? a Longitudinal Study for Peru'. <i>International Journal of Educational Research</i> , 75: 102–14
				Years formal preschool	3–5	+		
				Years formal preschool*HAZ		+		
				Years community preschool		0		
6-14	Pakistan	School enrolment by age 7	7	HAZ	5	+	IV prices and price shocks	Alderman, H., J. Behrman, V. Lavy, and R. Menon (2001). 'Child Health and School Enrollment: A Longitudinal Analysis'. <i>Journal of Human Resources</i> , 36(1): 185–205.

Study Number	Country	Dependent Variable(s)		Determining Variable(s)			Methods*	Reference
		Definition	Child Age (Years)	Definition	Child Age (Years)	Sign if Significant (0 if not)		
6-15	Ghana	Age school enrolment	6–15	HAZ	6–15	-	2SLS, control for censoring	Glewwe, P., and H. Jacoby (1993). <i>Delayed Primary School Enrollment and Childhood Malnutrition in Ghana</i> . Washington, DC: World Bank.
6-16	Zimbabwe	Height, school attainment	18 mean, 7.2 SD	HAZ	0.6-6	+	Maternal FE, IV	Alderman, H., J. Hoddinott, and B. Kinsey (2006). 'Long Term Consequences of Early Childhood Malnutrition'. <i>Oxford Economic Papers</i> , 58(3): 450–74.
		Age initiated school				-		
6-17	Philippines	School achievement tests	11	HAZ	6–7	+	Siblings differences 2SLS	Glewwe, P., H.G. Jacoby, and E.M. King (2001). 'Early Childhood Nutrition and Academic Achievement: A Longitudinal Analysis'. <i>Journal of Public Economics</i> , 81: 315–68.
		Age of school enrolment	6+			-		
		Grade repetition	6–11			-		
		Home work hours, help with homework, absenteeism, years of preschool	6–11			0		
6-18	Ethiopia, India, Peru, Vietnam	PPVT, math	5, 8	HAZ	1, 1–5, 5–8	+	Conditional growth model	Georgiadis A., L. Benny, B.T. Crookston, L.T. Duc, P. Hermida, S. Mani et al. (2016). 'Growth Trajectories from Conception Through Middle Childhood and Cognitive Achievement at Age 8 Years: Evidence from Four Low- and Middle-income Countries'. <i>Social Science & Medicine: Population Health</i> , 2016(2):43–54.
6-19	Ethiopia, India, Peru, Vietnam	PPVT, math	12	HAZ	1, 1–12	+	Conditional growth model	Kowalski, A., A. Georgiadis, J.R. Behrman, B. Crookston, L. Fernald, A.D. Stein (2018). 'Linear Growth Through 12 Years is Weakly but Consistently Associated with Language and Math Achievement Scores at Age 12 Years in Four Low- or Middle-income Countries'. <i>Journal of Nutrition</i> , 148(11): 1852–59.
6-20	Jamaica	12 cognitive & educational tests	22	Macro nutrient supplement to family	0.8–4	0	RCT	Walker, S.P., S.M. Chang, M., Vera-Hernández, and S. Grantham-McGregor (2011). 'Early Childhood Stimulation Benefits Adult Competence and Reduces Violent Behavior'. <i>Pediatrics</i> , 127: 849–57.

Study Number	Country	Dependent Variable(s)		Determining Variable(s)			Methods*	Reference
		Definition	Child Age (Years)	Definition	Child Age (Years)	Sign if Significant (0 if not)		
6-21	Colombia	Fine & gross motor skills, weight, height, haemoglobin	2.5–3.5	Micronutrient supplement (sprinkles)	1–3.5	0	RCT	Attanasio, O., C.P. Fernández, E.O.A. Fitzsimons, S.M. Grantham-McGregor, C. Meghir, and M. Rubio-Codina (2014). 'Using the Infrastructure of a Conditional Cash Transfer Program to Deliver a Scalable Integrated Early Child Development Program in Colombia: Cluster Randomized Controlled Trial'. [10.1136/bmj.g5785]. <i>British Medical Journal</i> , 349.

Note: * FE = Fixed Effects, NE = Natural Experiment, PSM = Propensity Score Matching; RCT = Random Controlled Trial; DD difference in difference.

Source: Author's compilation.