

Hwang, Sunjoo

Article

Is Bail-in Debt Bail-inable?

KDI Journal of Economic Policy

Provided in Cooperation with:

Korea Development Institute (KDI), Sejong

Suggested Citation: Hwang, Sunjoo (2019) : Is Bail-in Debt Bail-inable?, KDI Journal of Economic Policy, ISSN 2586-4130, Korea Development Institute (KDI), Sejong, Vol. 41, Iss. 4, pp. 1-44, <https://doi.org/10.23895/kdijep.2019.41.4.1>

This Version is available at:

<https://hdl.handle.net/10419/210411>

Standard-Nutzungsbedingungen:

Die Dokumente auf EconStor dürfen zu eigenen wissenschaftlichen Zwecken und zum Privatgebrauch gespeichert und kopiert werden.

Sie dürfen die Dokumente nicht für öffentliche oder kommerzielle Zwecke vervielfältigen, öffentlich ausstellen, öffentlich zugänglich machen, vertreiben oder anderweitig nutzen.

Sofern die Verfasser die Dokumente unter Open-Content-Lizenzen (insbesondere CC-Lizenzen) zur Verfügung gestellt haben sollten, gelten abweichend von diesen Nutzungsbedingungen die in der dort genannten Lizenz gewährten Nutzungsrechte.

Terms of use:

Documents in EconStor may be saved and copied for your personal and scholarly purposes.

You are not to copy documents for public or commercial purposes, to exhibit the documents publicly, to make them publicly available on the internet, or to distribute or otherwise use the documents in public.

If the documents have been made available under an Open Content Licence (especially Creative Commons Licences), you may exercise further usage rights as specified in the indicated licence.



<https://creativecommons.org/licenses/by-sa/4.0/>

Is Bail-in Debt Bail-inable?†

By SUNJOO HWANG*

The contingent convertible bond (or CoCo) is designed as a bail-in tool, which is written down or converted to equity if the issuing bank is seriously troubled and thus its trigger is activated. The trigger could either be rule-based or discretion-based. I show theoretically that the bail-in is less implementable and that the associated bail-in risk is lower if the trigger is discretion-based, as governments face greater political pressure from the act of letting creditors take losses. The political pressure is greater because governments have the sole authority to activate the trigger and hence can be accused of having 'blood on their hands'. Furthermore, the pressures could be augmented by investors' self-fulfilling expectations with regard to government bailouts. I support this theoretic prediction with empirical evidence showing that the bail-in risk premiums on CoCos with discretion-based triggers are on average 1.13 to 2.91% lower than CoCos with rule-based triggers.

Key Word: Contingent Convertible Bonds, Bail-ins,
Discretion-based Triggers, Rule-based Triggers
JEL Code: G01, G12, G21, G28

I. Introduction

When systemically important banks fail, governments typically choose to bail out these banks. However, government bailouts can cause a number of serious problems. First, the government backing ends up encouraging large banks to take excessive risks.¹ Second, bailouts can initiate what is known as a 'diabolic loop.'² Banks typically have a large volume of sovereign bonds on their balance sheets. A large-scale taxpayer-bailout could increase sovereign credit risk and lower the value of sovereign bonds. Consequently, banks face a greater risk of balance sheet insolvency. Third, bailouts are unjust, as taxpayers should shoulder the burden of resolving failed banks even if they are not the stakeholders.

* Associate Fellow, Korea Development Institute (E-mail: hwang.sunjoo@kdi.re.kr)

* Received: 2019. 8. 19

* Referee Process Started: 2019. 9. 3

* Referee Reports Completed: 2019. 11. 8

† This paper is an extension of a working paper, "Bail-in, Implementability, and Policy Implications," Research Monograph 2016-03, KDI (*in Korean*). Special thanks are due to Suyeon Kwon and Suhyun Park for their devoted research assistances. Valuable comments by two anonymous referees are appreciated.

After the global financial crisis and subsequent European sovereign debt crisis, G20 and EU countries and the Basel committee agreed on the adoption of a new bank resolution regime—the bail-in system.³ Under this new regime, shareholders and creditors, but not taxpayers, are required to absorb losses if their banks fail. If the bail-in system can be properly implemented, it can prevent moral hazard at large banks and protect governments' fiscal positions as well as taxpayers. An important bail-in tool is the contingent convertible bond (CoCo). CoCos differ from straight bonds in that there are bail-in clauses in the bond contracts. According to these clauses, if the issuing bank is severely distressed and hence the conditions for a certain *trigger* are met, the principal and interest of a CoCo are written down or the CoCo is converted mandatorily to common equity of the issuing bank. In addition, some types of CoCos allow the issuer the option to cancel interest payments. Therefore, CoCo holders lose their claims and, unlike straight bond holders, they cannot force the issuing bank to file for bankruptcy even if the bank fails to meet its debt obligation. The troubled bank then can easily revive at the cost of its creditors (See Duffie (2009), McDonald (2013), and Flannery (2016) for this advantage of CoCos).

However, two recent events suggest that the implementability of the bail-in system is in doubt, particularly in cases where the government's political costs and financial shocks from bail-ins are sufficiently large. Firstly, in July of 2016, Italian banks confronted a serious non-performing loan problem. In response, the Italian government attempted to inject public funds into the distressed banks. This marked a remarkable event given that Italy had already adopted an EU-wide bail-in system. The Italian government wanted bailouts despite the fact that it is against the principle of a bail-in, as most of the creditors involved were ordinary citizens, and such a large number of citizens represented a huge political burden to the government.

Secondly, in February of 2016, news reports stated that Deutsche Bank's profitability had been greatly reduced and that it may be unable as a result to pay the promised interest to CoCo holders. Immediately, the stock price plummeted and CDS spreads soared amid worries about Deutsche Bank and the European banking system, which quickly became widespread.^{4,5} These concerns could cause liquidity problems even in the absence of insolvency issues. Note that such shocks arise not due to a disorderly resolution because, due to CoCos, troubled banks can recover their financial soundness by transferring losses to creditors. Worries arise because investors were shocked that they will not be rescued by the government. Some commentators argued that CoCos are excessively complex instruments and that the loss-absorption mechanism could cause destabilizing effects (see Hart and Zingales, 2010; Admati *et al.*, 2013; Sundaresan and Wang, 2015).

This paper examines how the implementability of a bail-in depends on the types of triggers of CoCos. I do not analyze whether bail-ins are better or worse than

¹See Allen *et al.* (2017) for a survey of studies that examine the moral hazard problem of government bailouts. See also Demirguc-Kunt and Detragiache (2002) and Ioannidou and Penas (2010) for empirical studies that find that government-oriented deposit insurance ends up increasing banks' risk-takings and the likelihood of financial crisis.

²See Acharya, Drechsler, and Schnabl (2014).

³In 2014, the Financial Stability Board (FSB) proposed an international standard on the bail-in system. See FSB (2014).

⁴Bloomberg, "Deutsche Bank's Woes Threaten CoCo Coupons, Credit Sights Says," February 8, 2016

⁵Bloomberg, "Deutsche Bank CoCo Holders See What Regulators Mean by Risk," February 8, 2016.

bailouts in this paper. Instead, I focus on the implementability of a bail-in because a welfare comparison is meaningful only after one can confirm that bail-ins are implementable. There are two bail-in mechanisms: a statutory bail-in and a contractual bail-in. The statutory bail-in applies in principle to all unsecured debt contracts, including senior unsecured bonds and some eligible deposits. Statutory bail-ins require significant amendments of existing laws pertaining to property rights, and concerns about depositors arise. This explains why many countries have struggled to enact laws on statutory bail-ins. In contrast, the contractual bail-in is based only on the bail-in clause in the bond contract; hence, significant changes in existing laws are not necessary. In this reason, CoCos—contractual bail-in debt—have been used in many countries.

The triggers of CoCos could be either rule-based or discretion-based. Typical rule-based triggers are based on accounting information, such as bank capital ratios. Theoretically, rule-based triggers could be based on market information such as stock prices and credit default swap spreads. However, almost all rule-based CoCos that have been issued since the global financial crisis are based on capital ratios. If the level of a chosen indicator falls short of a predetermined threshold, the rule-based trigger is activated and, hence, creditors absorb losses through either principal write-downs or mandatory conversions to equity. In contrast, discretion-based triggers rely on governments' judgments of whether the issuing bank is seriously distressed. If a competent authority declares that the issuing bank is at the point of non-viability (PONV), the trigger is activated and hence creditors take losses.

This paper consists of two parts. In the first part, I construct a theoretic model and show that CoCos with discretion-based triggers are less effective bail-in tools than CoCos with rule-based triggers, as the government's political burden is higher. If the trigger is discretion-based, a relevant authority must undertake the 'dirty job' of imposing losses on creditors. This is not the case with a rule-based trigger, which is activated mechanically if a predetermined condition is satisfied. Even if the mere effect of the type of trigger on the political cost is small, it could grow through the mechanism of the self-fulfillment of the expectation of a government bailout. If investors know that a government faces a somewhat greater political burden when they buy CoCos with discretion-based triggers as opposed to those with rule-based triggers, they may believe that the government would be more likely to rescue them in the case of a bank failure. Given this belief, they invest more in CoCos with discretion-based triggers than in CoCos with rule-based triggers, resulting in more participating investors. Because the government's political costs will most likely increase with the number of affected investors, the government will indeed choose to bail out CoCo holders when the issuing bank is in distress. That is, the investors' belief is fulfilled and therefore rationalized. In this sense, with regard to rational expectations equilibria, the bail-in risk and equilibrium interest rates of discretion-based CoCos are both lower if the trigger is discretion-based.

In the second part, I test the model prediction by conducting an empirical study. Figure 7 shows roughly the relationship between the bail-in risk and the type of trigger. As the ratio of discretion-based CoCos to all CoCos decreases across countries, the average interest rate of CoCos becomes higher. Using a dataset on CoCo issuance around the world during 2010-2016, I find that the interest rate at issuance of discretion-based trigger CoCos is lower by 1.13 to 2.91% on average

than that for rule-based trigger CoCos even after controlling for variables that are closely related to the likelihood of government bailouts and the financial soundness of the issuing bank. This finding suggests that triggers should be carefully designed in order to make CoCos effective as bail-in tools.

As triggers are the key features of CoCos, existing studies focus on the economic implications of various types of triggers. Among only a handful of related empirical studies, Avdjiev *et al.* (2017) examine the quantitative effects of CoCo issuance on the issuing banks' credit default swap (CDS) spreads. They show that the CoCo issuance announcement does not have significant effects on the issuing bank's CDS spreads if the trigger is discretion-based, whereas the announcement is associated with declines in the CDS spreads if the CoCo contains a rule-based trigger. Their findings appear to be consistent with the main result of the current paper. In the current paper, I show that the government is more likely to save troubled CoCo holders ex-post if the trigger is discretion-based. Then, ex-ante, the bank's stockholders' incentive to reduce risk is weak given that they can attract CoCo investors in any case. Due to this weak risk-reduction incentive, the bank's default risk as measured by the CDS spread for a senior unsecured bank bond (rather than the CDS on CoCos) does not decrease significantly. In contrast, if the trigger is rule-based, according to the current paper, the government is less likely to save troubled CoCo holders. Therefore, ex-ante, the bank faces a strong incentive to reduce its risk because otherwise it will not be able to attract CoCo investors. The CDS spreads on the bank's straight bonds then decline significantly due to the bank's strong risk-reduction incentives.

Sundaresan and Wang (2015) show in a theoretic model that CoCos with market triggers based on stock prices generally result in multiple equilibria. Although the multiple-equilibrium phenomenon also arises in this paper, the mechanism and focus are different. In their paper, investors' *expectations on market prices* endogenously determine the equilibrium in place.⁶ In contrast, this paper shows that investors' *expectations on the likelihood of government assistance* endogenously determine the equilibrium in place. In general, comparative statics are not meaningful when there are multiple equilibria. However, even after considering the multiple-equilibrium phenomenon, the current paper could show that discretion-based CoCos end up more likely to receive government bailouts in equilibria as compared to CoCos with rule-based triggers.

Martynova and Perotti (2013) compare market triggers with accounting triggers in terms of informativeness. They show that market triggers are relatively more likely to cause the Type II error—triggers are activated even if issuing banks are sound and hence triggers should not be activated—when market prices are volatile. In contrast, it is shown that accounting triggers are more likely to cause the Type I error—triggers are not activated even if issuing banks are distressed—as accounting information must be confirmed by regulators, who are vulnerable to regulatory forbearance. Although informativeness is not the main focus, the current paper also

⁶Unlike Sundaresan and Wang (2015), Glasserman and Nouri (2016) consider a continuous-time framework in which market prices could be constantly adjusted. They show that the unique equilibrium condition could be obtained if the predetermined threshold for a trigger is sufficiently high. Calomiris and Herring (2013) argue that the multiple-equilibrium problem of Sundaresan and Wang (2015) does not arise if banks have the option to raise equity.

takes Type I and Type II errors into account when analyzing how discretion-based triggers are different from rule-based triggers with regard to their effects on the implementability of a bail-in.

Dewatripont (2014) discusses the implementability of a statutory bail-in system. He acknowledges that the creditor bail-in can impose severe shocks on the financial system. In order to prevent a bail-in-led financial crisis, he suggests retaining the option of a bailout, especially when it can be prefunded by banks. The work by Dewatripont (2014) is close to the present paper in that the current paper explicitly examines the financial shocks caused by bail-ins, though Dewatripont (2014) does not focus on CoCos but on statutory bail-ins.

This paper is organized in the following way. In Section 2, I construct a theoretic model that provides some predictions of the effectiveness of a CoCo as a bail-in tool. In Section 3, I conduct an empirical analysis in order to test the prediction that CoCos with discretion-based triggers work poorly as bail-in tools as compared to CoCos with rule-based triggers. Section 4 is the conclusion.

II. A Theoretical Analysis

There are three ‘active’ players in the model economy: investors holding contingent convertible bonds (hereafter, CoCos), a systemically important bank, and a government. Depositors and short-term funders are inactive players.

There are two points in time, $t = 0, 1$. At time 0, the bank issues a CoCo at (net) interest rate r with a rule-based or discretion-based trigger. After observing r , investors decide whether to purchase the CoCo. At time 1, if the bank is seriously troubled and, hence, the trigger is activated, the CoCo is converted to common equity or its principal and interest are written down depending on the loss-absorption mechanism. During the process of loss absorption, I assume that both the existing stockholders and CoCo holders bear losses.⁷

A key difference with CoCos as compared to straight bonds is that the former allows for the government to separate the bailout decision from the continuation decision. If the bank fails at time 1, the government has no choice but to continue the failed bank owing to its systemic importance.⁸ In this regard, I assume in the following theoretic analysis that failed bank must be continued in any case. If the bond were a straight bond, the bond holders would take control over the bank from the stockholders. To continue the bank, the government would have to buy the control rights by repaying the straight bond holders. That is, the government is forced

⁷Suppose that the loss-absorption mechanism is a mandatory conversion to common equity. If the stock price of the bank is unchanged even after the mandatory conversion, existing stockholders and CoCo holders enter into a zero-sum game. If the conversion ratio is advantageous for the stockholders, they win while the bond holders lose. In contrast, if the conversion ratio is advantageous for the bond holders, they win while the stockholders lose. However, in actuality, the mandatory conversion is a severely adverse event. Hence, it is most likely that the stock price will fall dramatically. Therefore, both the stockholders and bond holders lose regardless of the conversion ratio. Suppose instead that the loss-absorption mechanism is a principal write-down. If the stock price does not change even after the trigger is activated, the CoCo holders lose their principal and interest, whereas the stockholders win as the bank’s liabilities are reduced for free. However, it is most likely that the stock price decreases greatly after the principal write-down and, hence, both the bond holders and the stockholders lose.

⁸‘Continuation’ refers to both an open-bank continuation and a closed-bank resolution with a going concern.

to bail out the bond holders. The situation differs with a CoCo. In this case, the CoCo holders' claims are canceled as the trigger is activated; hence, the government can continue the systemically important bank. That is, the government can choose whether to rescue the bond holders or not if the bond is a CoCo, whereas its only feasible option is to rescue the bond holders if the bond is a straight bond.

A. Information Structure

Rule-based triggers are based on imperfect signals of solvency, such as the common equity tier 1 (CET1) capital ratio, the stock price, or the CDS spread. None of these signals are perfect. For instance, a bank could be solvent (insolvent) even if its CET1 capital ratio is below (above) a certain threshold.

In order to model this imperfection of a rule-based trigger, let $X \in \{0, 1\}$ denote the solvency of the bank, which is non-verifiable and hence non-contractible. $X = 1$ means that the bank becomes solvent at time 1, whereas $X = 0$ means it becomes insolvent at that time. That is, $p \equiv \Pr(X = 0)$ is the probability of failure.

Investors can observe an imperfect contractible signal $x \in (-\infty, \infty)$ of X . Let $F_x(\cdot)$ denote the distribution function of x conditional on X . The signal x and the underlying parameter X are positively related in the sense of first-order stochastic dominance; that is, $F_1(x) < F_0(x)$ for any threshold $\underline{x} \in (-\infty, \infty)$. In other words, the probability of receiving bad news $\Pr(x < \underline{x} | X) = F_x(\underline{x})$ if the bank is solvent (i.e., $X = 1$) is smaller than that if the bank is insolvent (i.e., $X = 0$).

Rule-based trigger case: Without loss of generality, I consider the case where the trigger is activated if x is below a threshold \underline{x} . That is, the probability of the trigger being activated equals $\Pr(x < \underline{x}) = (1 - p)F_1(\underline{x}) + pF_0(\underline{x})$. Note that this probability can also be expressed as

$$(1) \quad \Pr(x < \underline{x}) = p + (1 - p)F_1(\underline{x}) - p[1 - F_0(\underline{x})].$$

This expression implies that the signal x is associated with two possible errors. The trigger can be activated when the bank is solvent (i.e., $x < \underline{x}$ and $X = 1$) — *the error of false activation* — whose likelihood is $(1 - p)F_1(\underline{x})$. It is also possible that the trigger is not activated even if the bank is insolvent (i.e., $x > \underline{x}$ and $X = 0$) — *the error of negligence* — whose likelihood is $p[1 - F_0(\underline{x})]$. Note that the error of false activation is increasing while the error of negligence is decreasing in the threshold \underline{x} . If the threshold is appropriately chosen, the rule-based trigger has no systematic error in the sense that the unconditional probability of the trigger being activated is equal to the probability of insolvency. That is, I define an 'unbiased' level of threshold \underline{x}' as follows:

Definition 1. A threshold \underline{x} is unbiased if $\Pr(x < \underline{x}) = p$, or equivalently, $(1 - p)F_1(\underline{x}) = p[1 - F_0(\underline{x})]$.⁹

Discretion-based trigger case: At its discretion, the government can consider a number of sources of information, including not only the signal x but also other non-contractible variables. The government can also require banks to report confidential information promptly and can conduct on-site examinations. For these reasons, I assume that the government can determine without any error whether a troubled bank is actually solvent or not; that is, it can observe the parameter X .

Some readers might believe that market participants know better than governments. I do not disagree with this belief and in fact it is not inconsistent with the current model. Rule-based decision making is valued for its quickness, but it must rely on a small set of verifiable indicators. In contrast, discretion-based decision making is valued because the decision maker can utilize not only verifiable but also non-verifiable (but highly informative) indicators when making decisions. That is, market participants compared to governments may observe more sources of information. However, only a handful of those sources can be used when designing a rule-based trigger due to the incompleteness of contracts.

B. CoCo Market

1. Supply

The bank chooses the size of an investment in assets and how to finance the assets. There are four ways to finance, deposits D , short-term debt S , (long-term) CoCo C , and equity E , though deposits and equity have limited roles in this model. Hahm, Shin, and Shin (2013) report that deposits and equity do not depend much on financial market conditions. This is presumably because depositors are usually protected by deposit insurance and depositor preference during insolvency proceedings. Moreover, depositors' primary motive for holding deposits is to use payment and settlement services; hence, they are less likely to change the balances of their deposit accounts simply because financial market conditions change. In this regard, I assume that depositors invest in the bank a fixed amount D at a zero net interest rate. When banks increase their investments in assets, they usually finance these investments with debt rather than equity, as equity issuance is often deemed the most expensive means of financing due to the associated risks, tax disadvantage, and dilution. In this reason, I assume that equity E is fixed. Below, I assume that $D = E = 0$ without loss of generality.

The model is focused on CoCo and its relationship with short-term debt. Short-term debt is inexpensive given that it is demandable on short notice and collateral is posted against it, whereas CoCos are expensive due to their longer maturities, greater level of default risk, and the risk of bail-ins. However, the merit of a CoCo is that it

⁹Note that there exists a unique unbiased threshold $\underline{x}' \in (-\infty, \infty)$ since $(1 - p)F_1(\underline{x})$ increasing from 0 to $(1 - p)$ while $p[1 - F_0(\underline{x})]$ is decreasing from p to 0 as \underline{x} rises.

is recognized as regulatory capital according to the Basel III accord and other international regulations on capital adequacy.

The bank succeeds with probability $(1-p)$ and fails with probability p . If it fails, the bank earns nothing. By the limited liability, in this case, the bank pays nothing to creditors. If it succeeds, the bank earns $(1+\alpha)A$ from its investment in assets A . The return on investment $\alpha(A)A$ is assumed to be increasing and concave with regard to A . I also use the two regularity conditions $\lim_{A \rightarrow 0} \frac{d}{dA} \alpha(A)A = \infty$ and $\lim_{A \rightarrow \infty} \frac{d}{dA} \alpha(A)A = 0$.

Below, I derive the CoCo supply function.

Discretion-based trigger: The bank (or its stockholders) solves the following problem.

$$(2) \quad \max_{A,C,S} (1-p)[(1+\alpha(A))A - S - (1+r)C]$$

subject to $A = S + C, \quad \frac{C}{A} \geq \underline{c}$

where the first and second constraints are the accounting identity and capital adequacy requirement with the regulatory minimum capital ratio \underline{c} , respectively. Note that the (net) interest rate on short-term debt is assumed to be zero. As CoCos are more expensive than short-term funding, it is optimal to issue a CoCo only when the capital requirement is binding, that is, when the minimum capital ratio \underline{c} is high enough. Since the global financial crisis and subsequent European sovereign debt crisis, regulations on international capital have been greatly strengthened. In this sense, I assume that \underline{c} is sufficiently high that the capital adequacy requirement is binding. Then, by substituting $\underline{c}A$ for C , the optimal choice of assets $A^*(r)$ is determined by the following first-order condition.

$$(3) \quad \frac{d}{dA} \alpha(A)A = r\underline{c} \quad \text{at } A = A^*(r)$$

The equation above implies that the optimal size of investment $A^*(r)$ is decreasing in r because $\alpha(A)A$ is concave in A . Thus, the CoCo supply is equal to $C^S(r) \equiv \underline{c}A^*(r)$, which is also decreasing in r .

Rule-based trigger: Bank stockholders gain nothing if the CoCo trigger is activated.¹⁰ In this case, the bank as an entity enjoys a reduction in its liabilities but

¹⁰If the bank is solvent but the trigger is activated, I assume that the stockholder value becomes zero for the following two reasons. If the rule-based trigger is activated, under the presence of incomplete information about the soundness of the bank, the financial market withdraws its trust in the bank and hence creditors may demand repayment or reject refinancing. Consequently, the bank faces a serious liquidity problem, which results in stockholder value going to zero even if the bank is solvent. In the 2016 Deutsche Bank case, even the rumor that the

the existing stockholders' value is assumed to be fully diluted. Therefore, they receive zero payoff regardless of whether the bank is solvent or not. If the loss-absorption mechanism of the CoCo is mandatory conversion, the existing stockholders' value is greatly diluted as the current international regulation pertaining to CoCos requires the conversion ratio to be disadvantageous for existing stockholders. If the loss-absorption mechanism calls for the write-down of principal and interest, existing stockholders are, in principle, intact, but in reality, they are wiped out as the stock price plummets. If the trigger is not activated but the bank is insolvent, the bank as an entity has nothing and hence its stockholders receive a zero payoff. Finally, the stockholders face a positive payoff only when the trigger is not activated and the bank is solvent. Therefore, they solve the following problem:

$$(4) \quad \max_{A,C,S} (1-p)(1-F_1(\underline{x})[(1+\alpha(A))A - S - (1+r)C])$$

subject to $A = S + C, \quad \frac{C}{A} \geq \underline{c}$

Because the asset size and CoCo do not affect the probability of solvency or the probability of the trigger being activated, the CoCo supply is still equal to $C^s(r) = \underline{c}A^*(r)$.

2. Demand

There is a unit-measure of investors who choose whether to buy CoCos. These investors are risk-neutral. Each investor is endowed with one unit of money.¹¹ Investors may use the money to purchase one unit of the CoCo or to invest in an alternative project. The reservation utility from this alternative project is u , which follows distribution G on the support $[0,1]$.

Discretion-based trigger case: If the bank becomes insolvent, the government can choose whether to activate the trigger of the CoCo. If it chooses to activate it by declaring that the bank is at the point of non-viability, the CoCo holders' claims are canceled and they absorb losses. If the government does not activate the trigger, it has to repay the CoCo holders on behalf of the insolvent bank. Note that one cannot think of a situation in which the bank is insolvent, the government does not activate the trigger, but neither the bank nor the government repay the CoCo holders as, in this case, the CoCo holders can legitimately require repayment as their claims are still valid. If these valid claims are not satisfied, the bond holders can force the bank

bank was not able to pay interest as opposed to principal to CoCo holders caused a significant shock in the European financial market. Second, in reality, most rule-based triggers are based on the CET1 ratio. If this common-equity tier 1 capital ratio falls below the well-known threshold of 5.125%, most rule-based trigger CoCos become converted to equity or their principal is written down. According to Basel III, if the CET1 ratio is lower than 5.125%, the bank is deemed seriously troubled; accordingly, dividend payouts to stockholders are banned. In addition, many countries, including Korea, have domestic regulations under which prompt corrective action is taken if banks' CET1 ratios fall below the Basel III standard. That is, if the rule-based trigger is activated, it means a significant decrease in the stockholder value even if the bank is still solvent.

¹¹In this paper, one unit of money is equal in value to one unit of consumption.

to enter into a bankruptcy process, resulting in the exposure of the financial market to a systemic crisis. Let $q^e \in \{0,1\}$ denote the investors' *expectation* of the probability that *the government does not activate the trigger but uses taxpayers' funds to repay CoCo holders*. That is, q^e can also be interpreted as the expected probability of regulatory forbearance. I assume that investors form a common expectation because they are identical in every aspect except for the reservation payoff. Then, the probability that CoCo holders lose is equal to $p(1-q^e)$; hence, the CoCo demand is given by

$$(5) \quad C^D(r, q^e) \equiv G((1-p(1-q^e))(1+r))$$

Note that the CoCo demand is increasing in r .

Rule-based trigger: Note that the probability that the trigger is activated is $(1-p)F_1 + pF_0$, where $F_1 = F_1(\underline{x})$ and $F_0 = F_0(\underline{x})$. Recall that the government can observe and supervise the bank and is therefore able to detect whether the mechanical trigger is soon to be activated. If it realizes that the trigger condition is about to be satisfied, it may consider saving the CoCo holders for a reason to be explained momentarily. Thus, the investors form the belief $q^e \in \{0,1\}$ where $q^e = 1$ means that the government chooses to recapitalize the bank preemptively just before the trigger is activated, while $q^e = 0$ means that the government lets the bond holders take losses. Thus, CoCo holders lose with the probability of $((1-p)F_1 + pF_0)(1-q^e)$ and hence the CoCo demand is given by

$$(6) \quad G([1-((1-p)F_1 + pF_0)(1-q^e)](1+r))$$

Note that the CoCo demand is increasing in r .

If the unbiased threshold \underline{x}' is used, the probability of the trigger being activated is equal to the probability of insolvency. In this case, the CoCo demand is simplified to

$$(7) \quad C^D(r, q^e) = G((1-p(1-q^e))(1+r))$$

3. Market-clearing Outcome

Discretion-based trigger: The CoCo demand $G((1-p(1-q^e))(1+r))$ depends on the investors' expectation on the likelihood of regulatory forbearance q^e in case the bank becomes insolvent. If investors believe that the government will activate the trigger ($q^e = 0$), the CoCo demand is $G((1-p)(1+r))$ and hence the market-clearing interest rate and quantity r^0 and m^0 , respectively, are given by

$$(8) \quad C^D(r, q^e = 0) = G((1 - p)(1 + r)) = cA^*(r) = C^S(r) \text{ at } r = r^0$$

$$(9) \quad m^0 = C^D(r^0, q^e = 0) = C^S(r^0).$$

m^0 can be understood as the mass of CoCo holders as each investor buys only one unit of the CoCo. See Figure 1. In contrast, if they believe that the government will not activate the trigger but will save CoCo holders using taxpayers' funds ($q^e = 1$), the demand increases to $G(1 + r)$. In this case, the market-clearing interest rate and quantity are correspondingly r^1 and m^1 such that

$$(10) \quad C^D(r, q^e = 1) = G(1 + r) = cA^*(r) = C^S(r) \text{ at } r = r^1$$

$$(11) \quad m^1 = C^D(r^1, q^e = 1) = C^S(r^1).$$

Note that r^1 is lower than r^0 while m^1 is larger than m^0 .

Rule-based trigger: Suppose that the threshold x' of the signal x is unbiased. In this case, the market-clearing outcome is identical to that under the discretion-based trigger. That is, the pair consisting of the market-clearing interest rate and quantity is (r^0, m^0) if $q^e = 0$, while it is (r^1, m^1) if $q^e = 1$.

Note that r^1 is the risk-free rate because it is the market-clearing interest rate when the probability that CoCo holders will lose is zero. Thus, the difference between the market-clearing interest rate and risk-free rate can be understood as the bail-in risk premium required by investors. If investors believe that the government will not save CoCo holders (i.e., $q^e = 0$), they require $(r^0 - r^1)$ as the bail-in risk premium. In contrast, if investors believe that the government will rescue CoCo holders (i.e., $q^e = 1$), they acknowledge that there is no bail-in risk. This result holds for both types of triggers.

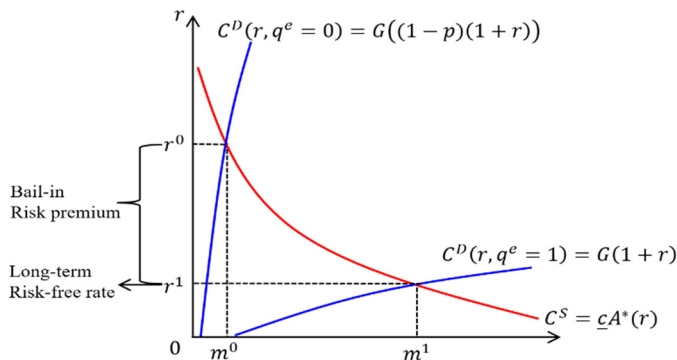


FIGURE 1. THE DEPENDENCE OF THE MARKET-CLEARING OUTCOME ON EXPECTATIONS

Lemma 1. (i) r^0, m^0, r^1 and m^1 exist uniquely, and $r^0 > r^1$ but $m^0 < m^1$. (ii) If the trigger is discretion-based, the market-clearing interest rate and quantity are correspondingly r^0 and m^0 if $q^e = 0$, whereas they are r^1 and m^1 if $q^e = 1$. The same is true if the trigger is rule-based and the threshold is unbiased (i.e., $\underline{x} = \underline{x}'$).

Proof. (i) The existence and uniqueness follow from the fact that the CoCo demand is increasing while the CoCo supply is decreasing in r and the two regularity conditions $\lim_{A \rightarrow 0} \frac{d}{dA} \alpha(A)A = \infty$ and $\lim_{A \rightarrow \infty} \frac{d}{dA} \alpha(A)A = 0$. Given that $G(1+r) > G((1-p)(1+r))$ for all $r \geq 0$ and $A^*(r)$ is decreasing in r , equation (8) and (10) imply that $r^1 < r^0$. Because $r^1 < r^0$ and $A^*(r)$ is decreasing in r , equation (9) and (11) imply that $m^1 > m^0$. (ii) Equation (5), (8), (9), (10), (11), and the fact that the market-clearing outcome is invariant to the type of triggers immediately implies (ii). ■

The market-clearing outcome depends on the investors' expectation of regulatory forbearance and thus constitutes a rational expectations equilibrium if and only if the expectation is consistent with the government's actual choice. Below, I model the government's behavior and derive rational expectations equilibria.

C. Government's Behavior and Equilibria

1. Discretion-based trigger

When the bank becomes insolvent, the government decides whether to activate the trigger of the CoCo. During this decision process, the government considers three types of associated costs: fiscal, political, and shock costs.

If the government activates the trigger and lets the CoCo holders take losses, it is a shock to the investors, who may then withdraw their confidence in the banking system. Related to this, it was reported in February of 2016 that Deutsche Bank may be unable to pay the interest on its CoCos. Immediately, the stock price and CDS spreads decreased sharply and worries about Deutsche Bank and the European banking system spread quickly.^{12,13} These worries could cause liquidity problems even when there are no insolvency issues. For instance, if a money market fund invests heavily in such a bank, not only the given fund but also other similar money market funds could suffer from fund runs. Let $\theta \geq 0$ denote the shock cost the government bears when it chooses not to save distressed CoCo holders.

If the government does not rescue the CoCo holders, certain political costs also arise. As the CoCo holders absorb losses, they withdraw their political support for

¹²Bloomberg, "Deutsche Bank's Woes Threaten CoCo Coupons, Credit Sights Says," February 8, 2016.

¹³Bloomberg, "Deutsche Bank CoCo Holders See What Regulators Mean by Risk," February 8, 2016.

the government and even protest against or sue it. Therefore, the government faces a political cost. This cost would be larger as more CoCo holders are forced to absorb losses. Similarly, during the 2016 banking turmoil, the Italian government was very reluctant to activate the trigger for bail-in debt, including senior and subordinated bonds, as most of the affected bond holders were ordinary citizens. It was reported that one third of senior bond holders and 46% of subordinated bond holders are retail investors.¹⁴ Let $\pi_d c(m)$ denote such a political cost, where $\pi_d > 0$ is the intensity of the political cost and $c(m)$ is a nonnegative and increasing function of the number m of CoCo holders.

In contrast, suppose that the government decides not to activate the trigger but to recapitalize the bank at the expense of taxpayers. In this case, the shock cost is not a concern, whereas a fiscal cost arises because taxpayers' resources are used. The fiscal cost is $\delta(1+r)m$, where $\delta \in (0, 1]$ reflects the possibility that bailout funds are repaid at least partially in the future by the rescued bank and $(1+r)m$ is the amount of money used in the bailout.¹⁵

For the following analysis, I use the assumption below pertaining to the political cost and the fiscal cost in order to focus on interesting and reasonable cases.

Assumption 1. (i) $\pi_d c(m^1) < \delta(1+r^1)m^1$.

(ii) $\pi_d [c(m^1) - c(m^0)] > \delta[(1+r^1)m^1 - (1+r^0)m^0]$.

The first part of Assumption 1 means that the political cost is lower than the fiscal cost if the shock cost is zero and, therefore, the government will never rescue the troubled CoCo holders. If CoCos are issued by small or medium-sized nonfinancial companies, the news that the government will not save troubled CoCo holders may not have any impact on the overall financial market. In this case, the shock cost is zero and hence the government never chooses a bailout. However, if the CoCos are issued by systemically important banks, the news will cause a panic in the financial market and will lead to financial instability. In this case, the shock cost is positive and large and the government therefore considers whether or not to save the bond holders.

The second part implies that the political cost rises more rapidly than the fiscal cost with the number of CoCo investors. A possible justification is as follows. The fiscal cost is a monetary cost and therefore increases linearly with the number of investors to be rescued. However, the political cost increases convexly with the number of investors because the cost is associated with the majority voting rule: if the number of troubled investors who are voters is smaller than a certain threshold number, the ruling party may not lose in forthcoming elections. However, if the number of troubled investors is only slightly larger than the threshold, the ruling party may lose in such elections. That is, the associated political cost of the ruling

¹⁴See Kinmonth (2016).

¹⁵The fiscal cost of repaying deposits D does not need to be considered, as it arises irrespective of whether the government rescues the CoCo holders

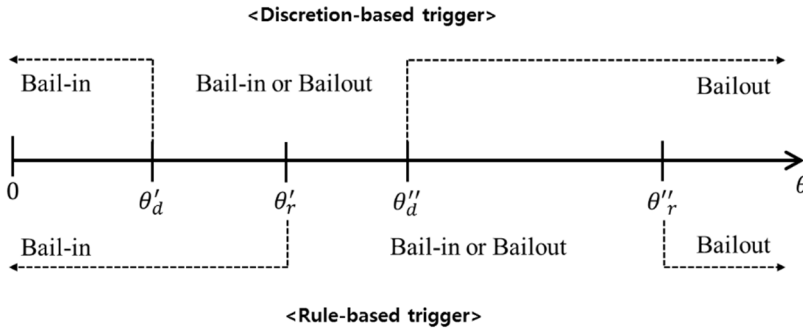


FIGURE 2. DISCRETION VS. RULE (IN CASE WHERE $\theta'_d < \theta''_d$)

party increases suddenly as the number of investors who purchased CoCos rises.

In sum, the government should compare the total cost of a bail-in and the total cost of a bailout when determining whether to activate a discretion-based trigger. If it chooses to activate the trigger, the government should bear the total cost of the bail-in, which is the sum of the shock cost θ and political cost $\pi_d c(m)$. Instead, if it decides not to activate the trigger but to help the failed bank repay the CoCo holders, the government should take the total cost of bailout, which is equal to the fiscal cost $\delta(1+r)m$.

Note that the political cost and fiscal cost depend on the expectations of investors regarding whether the government will rescue CoCo holders. If they believe this to be so (i.e., $q^e = 1$), the market-clearing number of CoCo holders and the interest rate are m^1 and r^1 , respectively. Accordingly, the corresponding political cost and fiscal cost are $\pi_d c(m^1)$ and $\delta(1+r^1)(m^1)$. Similarly, if they do not believe a bailout will occur (i.e., $q^e = 0$), the political cost and fiscal cost change to $\pi_d c(m^0)$ and $\delta(1+r^0)(m^0)$, respectively.

Let $q \in \{0,1\}$ denote the government's choice. $q = 1$ indicates that the government chooses a bailout for troubled CoCo holders, while $q = 0$ means that the government decides to activate the trigger. If the expectation q^e is consistent with the actual choice q , then $q^* = q^e = q$ constitutes a rational expectations equilibrium.

The following proposition characterizes the rational expectations equilibria (see Figure 2).

Proposition 1. (*Discretion-based trigger case*): Suppose that Assumption 1 holds. Then, there are θ'_d and θ''_d such that $0 < \theta'_d < \theta''_d$,

- (i) $(q^* = 0, r^0, m^0)$ is the unique equilibrium if $\theta \leq \theta'_d$,
- (ii) both $(q^* = 0, r^0, m^0)$ and $(q^* = 1, r^1, m^1)$ are equilibria if $\theta'_d < \theta < \theta''_d$, and

(iii) $(q^* = 1, r^1, m^1)$ is the unique equilibrium if $\theta \geq \theta'_d$.

Proof. According to Assumption 1, there exists a unique $\theta'_d > 0$ and $\theta''_d > 0$ such that $\theta'_d = \delta(1+r^1)m^1 - \pi_d c(m^1) > 0$ and $\theta''_d = \delta(1+r^0)m^0 - \pi_d c(m^0)$. Because $\delta(1+r^0)m^0 - \pi_d c(m^0) > \delta(1+r^1)m^1 - \pi_d c(m^1)$, I have $\theta''_d > \theta'_d$.

(i) If $\theta \leq \theta'_d$, Assumption 1 (ii) implies that

$\theta \leq \theta'_d = \delta(1+r^1)m^1 - \pi_d c(m^1) < \delta(1+r^0)m^0 - \pi_d c(m^0)$. It then follows that (A) $\delta(1+r^1)m^1 \geq \theta + \pi_d c(m^1)$ and (B) $\delta(1+r^0)m^0 \geq \theta + \pi_d c(m^0)$. (A) indicates that when investors believe that the government will save distressed CoCo holders (i.e., $q^e = 1$), the government will not save them (i.e., $q^e = 0$), as the total cost of a bail-in $\theta + \pi_d c(m^1)$ is lower than the total cost of a bailout $\delta(1+r^1)m^1$. That is, the expectation is not consistent with the actual choice. (B) means that when investors believe that the government will not rescue troubled CoCo holders (i.e., $q^e = 0$), the government will do so (i.e., $q = 0$). Therefore, $q^* = 0$ is the unique rational expectations equilibrium.

(iii) This can be proven analogously.

(ii) As $\theta > \theta'_d$, it follows that (C) $\delta(1+r^1)m^1 < \theta + \pi_d c(m^1)$. Also, $\theta < \theta''_d$ implies that (D) $\delta(1+r^0)m^0 > \theta + \pi_d c(m^0)$. (C) and (D) mean that the government chooses a bailout (bail-in) if investors believe a bailout (bail-in) will occur. ■

The intuition of Proposition 1 is as follows. In one extreme case in which financial turmoil due to the government's choice of a bail-in is sufficiently high (i.e., $\theta > \theta''_d$), the government has no choice but to save distressed CoCo holders for the sake of financial stability. In the other extreme, in which investors are fully aware of the possibility that the government could let them take losses and hence the action of a bail-in causes only a negligible shock on the financial system (i.e., $\theta < \theta'_d$), then regulatory forbearance does not arise regardless of how many investors have long positions in the CoCo. In an interesting case where the shock cost is moderate, the equilibrium depends on the expectation. If investors believe that the government will be lenient in treating troubled CoCo holders, then more investors choose to buy the CoCo and, hence, the government should bear a greater political burden when it chooses to activate the trigger. Consequently, it chooses to save the CoCo holders. However, if investors believe that the government will be tough on CoCo holders, the number of risk-exposed CoCo holders will be smaller, as will be the political pressure regarding a bail-in. Thus, the government chooses not to save the CoCo holders.

2. Rule-based Trigger

The type of trigger has an important implication with regard to the government's political cost of letting creditors take losses. A rule-based trigger is activated mechanically. Therefore, the government has no authority over or responsibility for trigger activation. Thus, the government does not get 'blood on its hands', even if CoCo holders lose money. Nevertheless, the government may feel some degree of political pressure because investors may blame the government for its failure of supervising the bank. In this sense, I assume that the political cost parameter π_r under the rule-based trigger case is positive but smaller than π_d .

Suppose that the realized level of the signal x is higher than the threshold (i.e., $x \geq \underline{x}$). In this case, the trigger is not activated. Even if the signal is good, the actual financial status of the bank could be poor. If the bank becomes insolvent (i.e., $X = 0$), the bank has nothing with which to repay the CoCo holders. Because their claims remain valid, the CoCo holders can demand repayment. In this case, the government must pay the CoCo holders back on behalf of the bank in order to prevent liquidation.

Suppose instead that the signal falls short of the threshold. Accordingly, trigger activation is imminent. In practice, the CET1 capital ratio is the most popular signal used in rule-based CoCos, and financial regulators monitor this capital ratio. Thus, a financial regulator could realize that the capital ratio is about to fall sharply in the near future and hence may consider recapitalizing the bank preemptively just before the activation of the trigger. In this sense, I consider the situation in which the government could enact a preemptive bailout on the brink of trigger activation. In doing so, the government bears the cost of the bailout, $\delta(1+r)m$. If the government does not choose the preemptive bailout option and lets the CoCo holders absorb losses, it incurs the bail-in cost, $\theta + \pi_r c(m)$. Note that the political cost parameter π_r is smaller than π_d and hence the political cost $\pi_r c(m)$ is not very sensitive to the number of CoCo holders. Thus, the following assumption may or may not hold:

Assumption 2. $\pi_r [c(m^1) - c(m^0)] > \delta[(1+r^1)m^1 - (1+r^0)m^0]$.

The following proposition characterizes the rational expectations equilibria in the rule-based trigger case (see Figures 3 and 4). If the difference in the political cost parameters ($\pi_d - \pi_r$) is moderate and hence Assumption 2 holds, the equilibrium structure is then similar to that of the discretion-based trigger case. However, if the difference is large and Assumption 2 therefore does not hold, there is no rational expectations equilibrium if the shock cost is at an intermediate level.

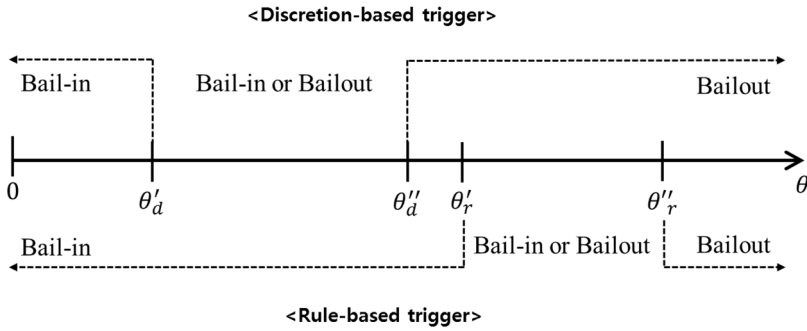


FIGURE 3. DISCRETION VS. RULE (IN CASE WHERE $\theta'_r \geq \theta''_d$)

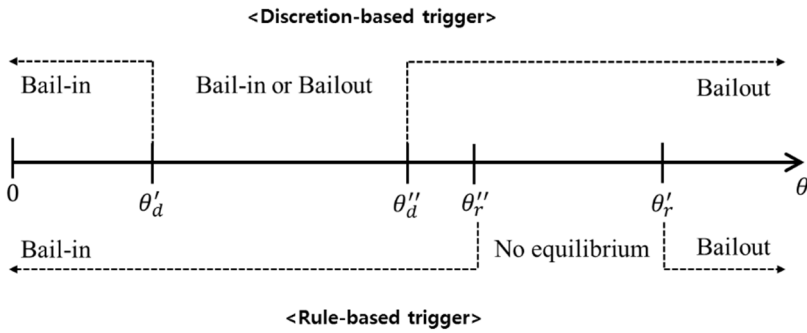


FIGURE 4. DISCRETION VS. RULE (IN CASE WHERE ASSUMPTION 2 DOES NOT HOLD)

Proposition 2. (*Rule-based trigger case*): Suppose that Assumption 1 holds.

(*Subcase 1*) Suppose further that the Assumption 2 holds. Then, there are θ'_r and θ''_r such that $0 < \theta'_r < \theta''_r$,

- (i) $(q^* = 0, r^0, m^0)$ is the unique equilibrium if $\theta \leq \theta'_r$,
- (ii) both $(q^* = 0, r^0, m^0)$ and $(q^* = 1, r^1, m^1)$ are equilibria if $\theta'_r < \theta < \theta''_r$, and
- (iii) $(q^* = 1, r^1, m^1)$ is the unique equilibrium if $\theta \geq \theta''_r$.

(*Subcase 2*) Suppose instead that the Assumption 2 does not hold. Then, there are θ'_r and θ''_r such that $0 < \theta''_r \leq \theta'_r$,

- (i) $(q^* = 0, r^0, m^0)$ is the unique equilibrium if $\theta \leq \theta''_r$,
- (ii) There is no equilibrium if $\theta''_r < \theta < \theta'_r$, and
- (iii) $(q^* = 1, r^1, m^1)$ is the unique equilibrium if $\theta \geq \theta'_r$.

Proof. Via Assumption 1 and the fact that $\pi_r < \pi_d$, there exists unique $\theta'_r > 0$

and $\theta_r'' > 0$ such that $\theta_r' = \delta(1+r^1)m^1 - \pi_r c(m^1) > 0$ and $\theta_r'' = \delta(1+r^0)m^0 - \pi_r c(m^0) > 0$. The proof of subcase 1 is analogous to the proof of Proposition 1. Consider subcase 2. Because Assumption 2 does not hold, it follows that $\theta_r' = (1+r^1)m^1 - \pi_r c(m^1) \geq \delta(1+r^0)m^0 - \pi_r c(m^0) = \theta_r''$.

(i) If $\theta \leq \theta_r''$, I have $\delta(1+r^0)m^0 \geq \theta + \pi_r c(m^0)$ and $\delta(1+r^1)m^1 > \theta + \pi_r c(m^1)$. Thus, $q^* = 0$ is a unique equilibrium. (iii) If $\theta \geq \theta_r'$, it follows that $\delta(1+r^0)m^0 \leq \theta + \pi_r c(m^0)$ and $\delta(1+r^1)m^1 < \theta + \pi_r c(m^1)$. Then, $q^* = 1$ is a unique equilibrium. (ii) If $\theta_r'' < \theta < \theta_r'$, I have $\delta(1+r^0)m^0 < \theta + \pi_r c(m^0)$ and $\delta(1+r^1)m^1 > \theta + \pi_r c(m^1)$. Thus, the bailout cost exceeds the bail-in cost when investors expect a bailout. Moreover, the bail-in cost is larger than the bailout cost when investors believe a bail-in will occur. Thus, neither a bailout nor a bail-in constitutes an equilibrium. ■

3. Comparison

By comparing Propositions 1 and 2, one can assess the effectiveness of a CoCo as a bail-in tool. For both types of triggers, a bail-in constitutes the unique equilibrium if the shock cost θ is small enough while a bailout constitutes the unique equilibrium if the shock cost is large enough. If we focus on the unique equilibrium, it is clear that a rule-based trigger is better than a discretion-based trigger in terms of the implementability of a bail-in, as the following corollary shows.

Corollary 1. *Suppose that Assumption 1 holds. The region in which a bail-in constitutes the unique equilibrium is larger while the region in which a bailout constitutes the unique equilibrium is smaller if the trigger is rule-based rather than discretion-based.*

Proof. Note that $\theta_d' = \delta(1+r^1)m^1 - \pi_d c(m^1) < \delta(1+r^1)m^1 - \pi_r c(m^1) = \theta_r'$ and $\theta_d'' = \delta(1+r^0)m^0 - \pi_d c(m^0) < \delta(1+r^0)m^0 - \pi_r c(m^0) = \theta_r''$.

Suppose that Assumption 2 holds. Then, a bail-in constitutes the unique equilibrium if $\theta < \theta_k'$, $k = \{d, r\}$, while a bailout constitutes the unique equilibrium if $\theta > \theta''$ under both types of triggers. Because $\theta_d' < \theta_r'$ and $\theta_d'' < \theta_r''$, the proof is completed.

Suppose instead that Assumption 2 does not hold. Then, with a rule-based trigger, a bail-in constitutes the unique equilibrium if $\theta < \theta_r''$ while a bailout constitutes the unique equilibrium if $\theta > \theta_r'$. Because $\theta_d'' < \theta_r''$ and $\theta_d' < \theta_r'$, it follows that $\theta_d' < \theta_r''$. Also, $\theta_d'' < \theta_r'$ as $\theta_d'' < \theta_r''$ and $\theta_r'' < \theta_r'$ according to Proposition 2. ■

If the shock cost is at an intermediate level, the model does not make a definitive prediction, as there are either multiple or no equilibria. Nevertheless, one can determine that a bail-in arises more likely as an equilibrium if the trigger is rule-based rather than discretion-based in the following sense. Whenever there are multiple equilibria under the discretion-based trigger case, a bail-in constitutes the unique equilibrium or there are multiple equilibria under the rule-based trigger case (see Figures 2-4). Moreover, whenever there are multiple equilibria under the rule-based trigger case, a bailout constitutes the unique equilibrium or there are multiple equilibria under the discretion-based trigger case. Furthermore, whenever there are no equilibria under the rule-based trigger case, a bailout constitutes the unique equilibrium under the discretion-based trigger case.

4. Biased Threshold

Thus far, I have focused on the case where the threshold of the signal x is *unbiased* in the sense that the probability of the trigger being activated is equal to the probability of insolvency (see Definition 1).

However, in practice, thresholds appear to be biased upwardly. For instance, most CoCos with rule-based triggers in the real world are based on the CET1 capital ratio, and the threshold is around 5% (see Table 3). In principle, a bank is insolvent if its assets fall below its liabilities and, therefore, 0% appears to be an unbiased threshold level. Nevertheless, banks are encouraged or required by market or financial regulators to use a threshold higher than 0% when they issue CoCos based on the CET1 capital ratio.

Suppose that the threshold is higher than the unbiased level (i.e., $\underline{x} > \underline{x}'$). In this case, the probability that a rule-based trigger is activated is higher than the probability of insolvency p , as the error of false activation increases while the error of negligence decreases (see Equation (1)). As the bail-in risk increases, the CoCo demand shrinks. Thus, the equilibrium interest rate and bail-in risk premium rise (see Equation (6)). In contrast, the equilibrium interest rate and bail-in risk premium with a discretion-based trigger are unchanged.

Analogously, one can find that the equilibrium interest rate and bail-in risk premium for a CoCo with a rule-based trigger fall if the threshold is downwardly biased.

5. Unique Equilibrium

If the size of the shock cost parameter θ is moderate, there are multiple equilibria or no equilibria, as investors can perfectly observe the shock cost parameter. In such a case, all investors know whether the government chooses a bailout or a bail-in. However, if they can observe only an imperfect signal of the parameter, some investors believe that the government will choose a bailout while others expect a bail-in. Therefore, investors behave differently. In this case, the model can generate a unique equilibrium for all θ . In Appendix 1, I explore the possibility of having a unique equilibrium based on the global game approach suggested by Morris and Shin (1998). The main result is that the equilibrium is

unique and the implementability of a bail-in is improved if the trigger is changed from discretion-based to rule-based.

III. Empirical Analysis

A. Preliminaries

1. Hypothesis

A main finding of the previous theoretic model is that the bail-in risk as measured by the interest rate at issuance—the coupon rate—is most likely lower under a discretion-based trigger than under a rule-based trigger with an unbiased level of threshold. In this section, this theoretical prediction is tested empirically. In particular, I consider the following hypothesis:

Hypothesis 1. The bail-in risk is lower (i.e., the likelihood of government assistance is higher) under a discretion-based trigger than under a rule-based trigger.

2. Measures of the Bail-in risk: Coupon Rate and Coupon Residual

The coupon rate is a measure of the bail-in risk. In theoretical model, I assume that the bank is never allowed to be liquidated due to its systemic importance and, hence, there is no default risk. The coupon rate r can then be decomposed into two parts: the risk-free benchmark rate and the bail-in risk premium (see Figure 1). Therefore, if the risk-free rate can be properly controlled, the coupon rate is a good measure of the bail-in risk. However, as the bankruptcy of Lehman brothers showed, even a systemically important bank can be liquidated, though it is very unlikely. This is why default indicators such as bank CDS premiums are positive. As the coupon rate in real-life reflects the default risk as well, it is an imperfect measure of the bail-in risk.

In addition, the validity of the coupon rate as a measure of the bail-in risk depends on whether CoCos are AT1 or T2 instruments. Tier 2 (T2) instruments are subordinated bonds for which a bail-in clause is added. Additional Tier 1 (AT1) instruments have more complicated structures. They are *de facto* perpetual bonds with bail-in clauses and two special options. First, with a call option, the issuer can opt to repay the bond before the maturity. Because this option is usually exercised, the market panics if the issuer does not exercise the option—the *call option risk*. Secondly, the issuer can choose to suspend or even default on the interest payment if business conditions are unfavorable—the *interest payment risk*.¹⁶ The coupon rate of AT1 CoCo reflects the call option risk and interest payment risk as well as the default risk and bail-in risk.

An alternative measure of the bail-in risk is the coupon residual, which is obtained

¹⁶Also, regulators could mandate such a default on the interest payment if the bank's annual earnings are negative or its CET1 ratio decreases significantly.

TABLE 1—INTEREST STRUCTURE OF WOORI BANK'S T2 CoCo

Premium	Measure	Value
Bail-in Risk	The coupon residual*	0.18%
Default Risk	CDS premium on 10-year subordinated bond	1.40%
Benchmark Rate	Interest rate on 10-year US Treasury bond	3.17%
Coupon Rate	Coupon rate	4.75%

Note: 1) The CoCo (ISIN: US98105FAC86) was issued in April 30, 2014. The maturity is ten years. The face value is \$10 billion. 2) * The coupon residual = the coupon rate - the benchmark rate - the default risk premium.

TABLE 2—THE INTEREST STRUCTURE OF BARCLAYS'S AT1 CoCo

Premium	Measure	Value
Bail-in Risk		
Call Option Risk	The coupon residual*	3.14%
Interest Payment Risk		
Default Risk	CDS premium on 30-year subordinated bond	2.27%
Benchmark Rate	Interest rate on 30-year US Treasury bond	2.45%
Coupon Rate	Coupon rate	7.86%

Note: 1) The CoCo (ISIN: XS1274156097) was issued in August 11, 2015. The maturity is 34 years. The face value is \$15.6 billion. 2) * The coupon residual = the coupon rate - the benchmark rate - the default risk premium.

after subtracting a benchmark sovereign bond rate and a relevant CDS premium from the coupon rate.

For T2 instruments, this coupon residual is conceptually an ideal measure of the bail-in risk. Tables 1 and 2 describe how the coupon rates of CoCos are determined in real life.

Woori Bank (a Korean bank) issued a T2 CoCo (in USD) on April of 2014 at the coupon rate of 4.75%. The coupon rate can be decomposed into the benchmark country rate of 3.17% (measured by a similar-term US Treasury bond rate), the default risk premium of 1.40% (measured by the CDS premium on a similar-term Woori Bank subordinated bond), and a residual of 0.18%. Because it is a T2 instrument, investors are concerned only about the default risk and bail-in risk but not the call option risk or interest payment risk. As the CDS premium accounts for the default risk, the coupon residual could be construed as a good measure of the bail-in risk.

The coupon residual, however, is not an ideal measure of the bail-in risk of an AT1 CoCo. Table 2 illustrates this point. Barclays issued an AT1 CoCo in August of 2015 at the coupon rate of 7.86%. As it is an AT1 instrument, the coupon rate reflects not only the default risk and bail-in risk but also the call option risk and interest payment risk. However, it is difficult to find objective measures of the call option risk premium and interest payment risk premium.

Despite its drawbacks, the coupon rate could still be a good measure of the bail-in risk. Although the coupon residual is conceptually a better measure at least for T2 instruments, only a few samples are available, as many CoCos in real life have no counterpart sovereign bonds or subordinated bonds for which CDSs are traded. The maturity of CoCos is mostly ten years or thirty years, but many countries do not issue

10-year or 30-year sovereign bonds. The problems are even worse with CDS contracts. For many banks, CDSs are not traded at all on any subordinated bond. In contrast, if the coupon rate is used as the bail-in risk measure, the available sample size triples in size.

In the following empirical analyses, I use two different approaches. Firstly, I use the coupon rate as the primary measure of the bail-in risk and attempt to control the default risk as much as possible. Various different specifications are considered, and robustness checks are conducted. Secondly, I choose the coupon residual as an alternative measure of the bail-in risk.

3. Data

I utilize a dataset of CoCos issued by banks from January of 2010 to September of 2016. The sources of the dataset are Moody's Quarterly Rated and Tracked CoCo Monitor Database (2016 3Q) and a Bloomberg terminal. The data also contain information on issuing banks and their countries of domicile. The data cover 632 distinct CoCo instruments issued by 222 banks. The aggregate face value is \$460 billion. (Short-term CoCos that mature within three years are excluded because CoCos are designed as a long-term debt.)

Figures 5 and 6 provide an overview of CoCo issuance. The number of issuance increases steadily during the sample period. The volume of CoCos increased to 185 billion US\$ until 2014 and then decreased to \$124 billion in 2015. According to the convention of international bond markets, I classify countries into five regions—Asia Pacific, EU Euro, EU non-Euro, North and Latin America, and Middle East and Africa. Asia-Pacific banks have been major issuers, accounting for 44% (281 issues) of all issues and 45% (\$207 billion) of the total volume. European banks in the Euro area and in the non-Euro area issued 19% (\$87 billion) and 24% (\$112 billion) of the total volume, respectively. A country-level comparison shows that Chinese banks have been the largest issuers (\$107 billion, 23% of the total volume). Then follows UK (\$57 billion), Swiss (\$41 billion), Australian (\$40 billion), Canadian (\$29 billion), French (\$20 billion), Japanese (\$18 billion), Spanish (\$15

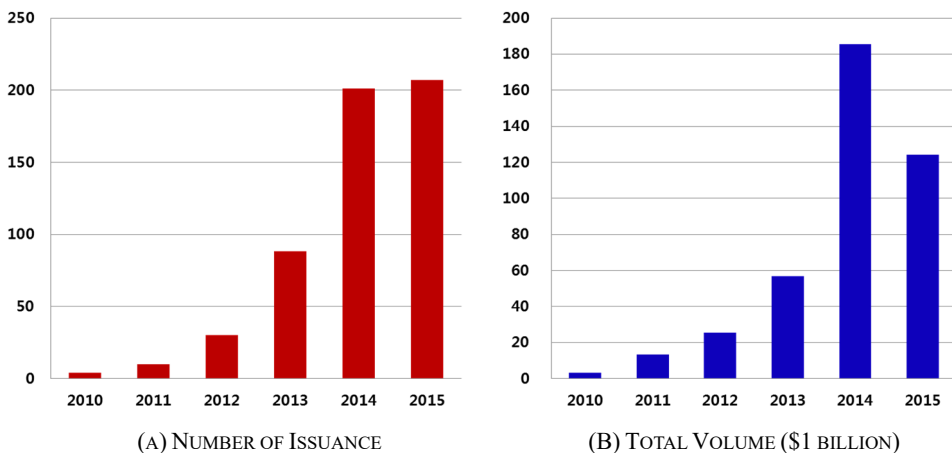


FIGURE 5. YEARLY CoCos ISSUANCE

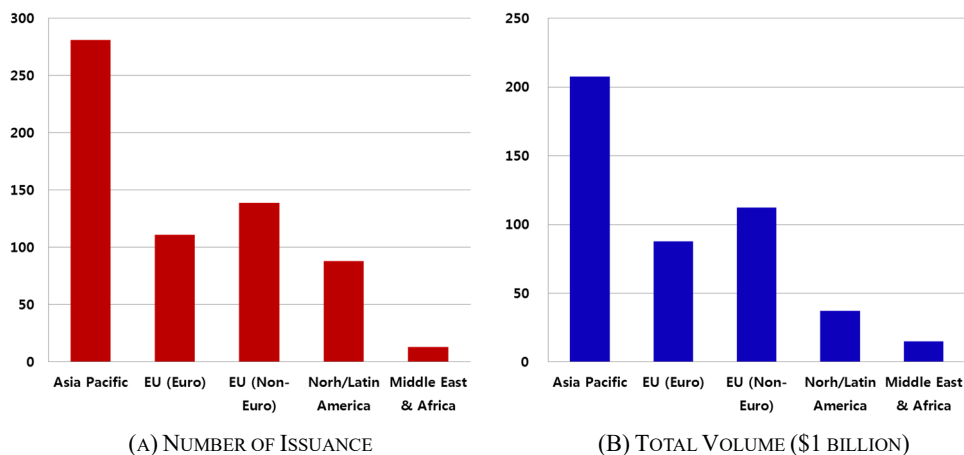


FIGURE 6. REGIONAL CoCos ISSUANCE

billion), Korean (\$14 billion), Irish (\$12 billion), and Brazilian (\$11 billion) banks. The average country-wide volume is \$10 billion.

4. Country-wide Comparison

Of many variables in the dataset, the coupon rate is a key variable. (A definition of each variable is given in Table A7) Table 3 shows that the coupon rate is 5.75% on average, with a standard deviation of 2.66%. Consider the aforementioned eleven major countries. Figure 7 shows that Japanese banks have been able to borrow at the world's lowest interest rate of 1.66% on average. Korean and Canadian banks have also borrowed at low interest rates of 3.57% and 4.02% on average, respectively. In contrast, French (7.34%), Brazilian (7.89%), Spanish (8.28%), and Irish banks (9.00%) borrowed at double or even higher interest rates.

Another key variable is the type of trigger. There are two types of triggers: CET1 and PONV. First, the CET1 trigger is a rule-based trigger based on the ratio of common-equity tier 1 (CET1) capital to the risk-weighted assets. The Basel III accord classifies capital into various groups according to the capacity of loss absorbency. Common-equity tier 1 capital has the greatest such capacity, as it mainly consists of common equity. Under the CET1 trigger, the write-down or conversion is activated if the CET1 ratio falls below a predetermined threshold. The threshold for most issues is 5.125%, as the Basel III accord deems 5.125% the minimum capital ratio that a going-concern bank should maintain. (Table 3 shows that the threshold is on average equal to 5.38% with a small standard deviation of 1.28%.) Second, the PONV trigger is a discretion-based trigger. Under this trigger, the government activates a write-down or conversion if it determines that the issuing bank is at the point of non-viability (PONV). See Table 4. The ratio of CoCos with a discretion-based trigger to all CoCos is 49.1% in terms of the number of issuances and 35.4% in terms of the total volume.

In fact, there is an additional type of trigger—the mixed trigger. Under the mixed trigger, write-down or conversion is activated if either the CET1 ratio falls short of

TABLE 3—SUMMARY STATISTICS: VARIABLES

	Unit	Obs.	Mean	S.D.	Min	Max
Coupon Rate	%	630	5.75	2.66	0.59	20.82
Coupon Residual (sub)	%	127	0.49	2.00	-4.35	5.10
Coupon Residual (senior)	%	167	0.80	2.23	-4.16	6.04
Discretion	Dummy	630	0.50	0.50	0	1
AT1	Dummy	632	0.55	0.49	0	1
Conversion	Dummy	618	0.34	0.47	0	1
CET1 Threshold*	%	315	5.38	1.28	2	9
Maturity**	Year	279	10.65	3.51	3.5	36.5
Face Value	USD bil.	632	0.72	0.93	0.002	7.2
Credit Score	21-scale	558	13.32	3.03	2	18
State Bank	Dummy	632	0.16	0.37	0	1
Total Assets	USD bil.	467	637.06	672.86	0.23	2,671.31
CET1	%	574	11.40	3.27	5.17	30.12
Country Rate	%	582	2.81	2.11	-0.21	12.44
Sovereign CDS	%p	476	0.91	1.19	0.11	9.92

Note: 1) * Only rule-based and mixed-trigger CoCos are considered. 2) ** Only T2 instruments considered as AT1 instruments are deemed perpetual.

TABLE 4—SUMMARY STATISTICS: CoCo TYPES

	Number of Issuance		Total Volume	
	Obs.	Fraction	Volume*	Fraction
Total	632	100%	460	100%
Discretion	310	49.1%	163	35.4%
Rule-based	200	31.6%	168	36.5%
Mixed	120	19.0%	127	27.7%
Uncertain	2	0.3%	2	0.4%
Additional Tier 1	353	55.9%	289	62.8%
Tier 2	279	44.1%	171	37.2%
Conversion	213	33.7%	215	46.7%
Write-down	405	64.1%	241	52.4%
Uncertain	14	2.2%	4	1.0%

Note: * Face values are denominated in USD according to the exchange rate at the issue date. The unit is \$1 billion.

the threshold or the government determines that the issuing bank is at the point of non-viability. Usually, the PONV condition is deemed more difficult to be met than the CET1 condition, as the point of non-viability corresponds to the case in which assets are less than liabilities (i.e., 0% of the CET1 ratio). In this sense, I regard the mixed trigger as a rule-based trigger. However, Japan is special. According to the Japanese Comprehensive Guidelines for the Supervision of Major Banks, such as III-2-1-1-3 (2), a bank that issued a CoCo with a mixed trigger can avoid the

activation of write-down or conversion even when the CET1 condition is met (but the PONV condition is not yet met) if the bank submits a resolution plan to the supervision authority and gains approval of it (see Lee and Pang, 2014). For this reason, I regard the mixed trigger of Japanese banks as a discretion-based trigger in the following empirical analysis.

Figure 7 shows that the discretion-based trigger ratio varies across countries.¹⁷ Japan, Korea and Canada represent one extreme case. The trigger of every CoCo is discretion-based. France, Brazil, and Ireland are at the other extreme. The trigger of every CoCo is rule-based. Australian, Swiss, Chinese, and UK banks use both types of triggers during CoCo issuances.

The country-level comparison of the discretion-based trigger ratio and that of the coupon rate suggest that there is a negative relationship between the two variables. See Figure 7. In Japan, Korea, and Canada, banks have issued only discretion-based trigger CoCos and the coupon rates are low. In France, Brazil, Spain, and Ireland, only rule-based trigger CoCos have been issued and the coupon rates are high. In other countries, both types of CoCos have been issued and the coupon rates are at an intermediate level.

One can argue that the negative relationship between the coupon rate and discretion-based trigger ratio is spurious, as the coupon rates are primarily explained by the low sovereign credit risk rather than the discretion-based trigger ratio. However, Figure 8 shows that the CDS premium on 5-year sovereign debt does not appear to be strongly related to the country-wide coupon rate.¹⁸ French banks pay high interest rates despite the fact that the CDS premium on France is the lowest. In contrast, Japanese, Korean, and Chinese banks pay low interest rates even if the sovereign CDSs are relatively high. The correlation between the sovereign CDS and the coupon rate is as low as 0.33, while the correlation between the discretion-based trigger ratio and the coupon rate is as high (in magnitude) as -0.88. Although the country-wide comparison is consistent with Hypothesis 1, a more formal empirical analysis is required.

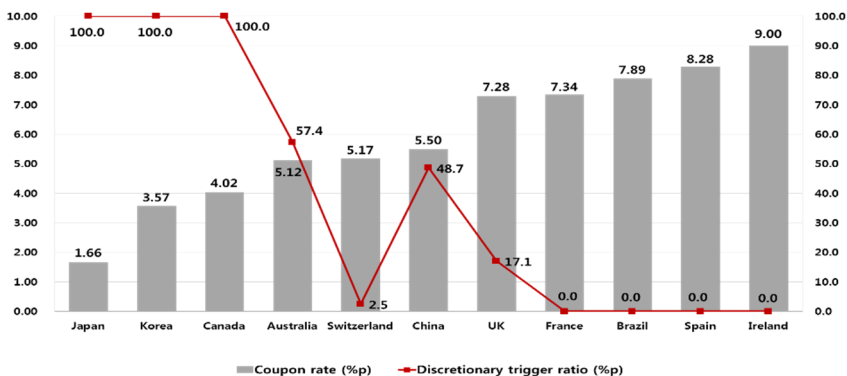


FIGURE 7. COUPON RATE AND DISCRETION-BASED TRIGGER RATIO (CORRELATION: -0.88)

¹⁷The coupon rate of a country is the average of the coupon rates of CoCos issued in the same country during 2010-2016. The discretion-based trigger ratio of a country is also obtained by a similar averaging process.

¹⁸To determine the CDS of a country, I initially consider CoCo issues made by banks in the same country during 2010-2016. Then, I take the average of the sovereign CDS premiums as evaluated at the CoCo issuance dates.

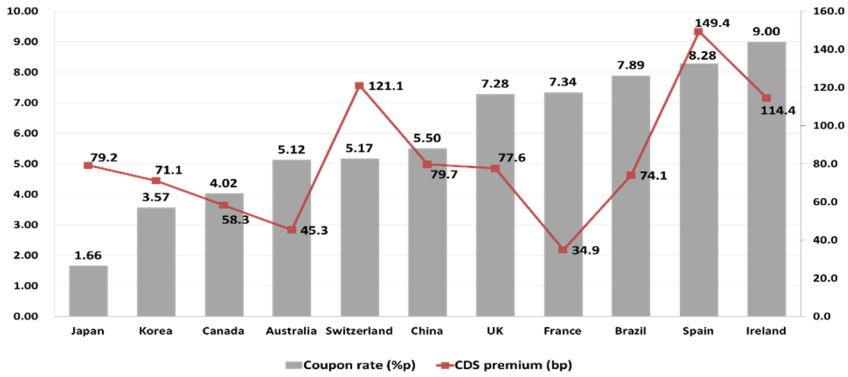


FIGURE 8. COUPON RATE AND 5-YEAR CDS PREMIUMS (CORRELATION: 0.33)

B. Empirical Analysis 1: The Coupon Rate

In this subsection, I examine the empirical relationship between the bail-in risk measured by the coupon rate and the type of trigger. To observe briefly how the coupon rate and type of trigger are related, see Table 5. The average coupon rate of discretion-based trigger CoCos is 4.60%, which is 2.33%p lower than the average coupon rate of rule-based trigger CoCos. This difference is significant at the 1% level.

To examine the relationship formally, I conduct a regression analysis based on the following model.

$$(12) \quad \begin{aligned} \text{Coupon rate}_i = & \alpha + \beta_1 \text{Discretion}_i + \beta_2 \text{Country rate}_i \\ & + \beta_3 \text{Credit score}_i + \gamma X_i + \varepsilon_i \end{aligned}$$

The key independent variable is Discretion_i , which equals 1 if the trigger of CoCo i is discretion-based or 0 if it is rule-based. According to the theory presented in Section 2, the type of trigger is related to the political pressure borne by the government when it lets bail-ins take place.

Country rate_i and Credit score_i are used to control for the benchmark rate and default risk, respectively. Country rate_i is the market interest rate on a sovereign bond whose remaining maturity is similar to the maturity of CoCo i . Although the sovereign bond rates may not be free of risk, I use them nonetheless as benchmark interest rates. This is done simply because in practice bond coupon rates are determined by summing the margins on sovereign bond rates. Credit score_i reflects the baseline credit assessment (BCA) conducted by Moody's. The BCA represents the credit rating agency's assessment on the probability of default of the issuing bank's senior unsecured debt under the absence of external support. Credit score_i is equal to 21 if the issuing bank's credit grade is Aaa (the highest grade) but is equal only to 1 if the grade is C (the lowest grade). One notch of credit rating corresponds to one point.

TABLE 5—T-TEST: COUPON RATES AND TRIGGER TYPES

	Obs.	Mean (%)	S.D.	S.E.
Discretion	317	4.60	2.23	0.12
Rule-based	311	6.93	2.55	0.14

X_i is a set of control variables. See the Table A7 and Table 3 for definitions and summary statistics, respectively. These control variables can be categorized into three groups.

The first group consists of variables that reflect the characteristics of CoCo instrument i . These variables are $Conversion_i$, $CET1\ threshold_i$, $Maturity_i$, and $Face\ value_i$. $Conversion_i$ is 1 if the bail-in mechanism is mandatory conversion or 0 if it is principal write-down. $CET1\ threshold_i$ is the minimum level of CET1 that the issuing bank of CoCo i should maintain in order to prevent a bail-in from taking place. If bond i has a CET1 trigger or a mixed trigger, such a minimum CET1 level is explicitly expressed in the bond contract. For a purely discretion-based CoCo that uses only a PONV trigger, the bond contract has no clause regarding a minimum CET1 level. However, the PONV usually corresponds to the case in which the bank's capital is close to zero. In practice, regulators and investors often deem 2% as the minimum capital ratio a healthy bank should maintain in order to avoid insolvency. This is why every CET1 trigger CoCo in my dataset has a threshold no less than 2% (see Table 3). For this reason, in the following analysis, I use 2% as $CET1\ threshold_i$ for discretion-based CoCos.

The second group is the set of variables that control for the issuing bank's characteristics. To control for financial soundness, size, and state ownership, I use $CET1_i$, $Total\ assets_i$, and $State\ bank_i$, where $State\ bank_i$ is 1 if the bank is a subsidiary of a sovereign or central bank, but 0 otherwise. Recall that the coupon rate is a good measure of the bail-in risk only if the default risk is properly controlled. $Total\ assets_i$ and $State\ bank_i$ are importantly related to the default risk because it is widely believed that governments choose bailouts more likely, the larger the bank or the closer the bank to governments.

The variables in the third group control for country effects. I use $Country\ rate_i$ and $Country\ CDS_i$ in order to control for the mean and variance of sovereign bond yield. $Country\ CDS_i$ is the CDS premium on a sovereign bond.

All flow variables are evaluated at the dates of CoCo issuance.

Table 6 shows the estimation result. I consider five different model specifications (1)-(5). As the number increases, more control variables are included.

The coefficient of $Discretion_i$ is negative and significant at the 1% level in all specifications. This result indicates that a change of a trigger from rule-based to discretion-based is associated with a decrease in the coupon rate. Depending on specifications, the coupon discount of a discretion-based trigger ranges approximately from 1.72 to 2.39%p. Given the low interest rate trend during the

TABLE 6—REGRESSION OF THE COUPON RATE

Specification	(1)	(2)	(3)	(4)	(5)
Discretion	-2.33*** (0.19)	-2.15*** (0.14)	-2.39*** (0.42)	-1.85*** (0.44)	-1.72*** (0.49)
Country Rate		0.52*** (0.06)	0.52*** (0.06)	0.73*** (0.08)	0.65*** (0.09)
Credit Score		-0.26*** (0.04)	-0.29*** (0.03)	-0.16*** (0.05)	-0.09 (0.05)
AT1			0.77 (1.05)	-0.25 (0.42)	0.00 (0.46)
Conversion			0.53* (0.29)	0.07 (0.23)	-0.18 (0.25)
CET1 Threshold			-0.13 (0.11)	0.02 (0.10)	-0.05 (0.10)
Maturity			-0.02 (0.03)	0.02 (0.01)	0.01 (0.01)
Face Value (in log)			0.11 (0.07)	0.34*** (0.08)	0.48*** (0.10)
State Bank				-1.02*** (0.32)	-0.91*** (0.30)
Total Assets (in log)				-0.13 (0.09)	-0.26*** (0.09)
CET1				0.10** (0.04)	0.00 (0.04)
Sovereign CDS (in %p)				0.12 (0.09)	0.02 (0.11)
Region	No	No	No	No	Yes
Year	No	No	No	No	Yes
Obs.	628	509	495	263	263
R-squared	0.19	0.57	0.58	0.69	0.75

Note: 1) The dependent variable is the coupon rate. 2) The Huber-White robust standard errors are in parentheses. *, **, and *** indicate significance at 10%, 5%, and 1%, respectively.

sample period of 2010-2016, a coupon discount of this size is meaningfully large.

There are several points that should be noted. First, the empirical model does not appear to face a serious endogeneity problem. Countries have regulations on the acceptable triggers of CoCos and, hence, selection problems are less likely to arise. In China, AT1 instruments should use CET1 triggers with a threshold of 5.125%, whereas T2 instruments should use the PONV trigger. All Chinese banks in my dataset have complied with these regulations. Similarly, the European version of Basel III (i.e., the CRRD4) requires banks to use CET1 triggers with thresholds of no less than 5.125% when they issue AT1 instruments. Although there are no clear regulations pertaining to T2 instruments, the PONV trigger is recommended. For this reason, European banks use CET1 triggers more frequently when they issue AT1 instruments but use PONV triggers more frequently when they issue T2 instruments. As the choice of trigger depends largely on the regulations, I use $Country\ rate_i$, $Country\ CDS_i$, and region dummies to control for this country

TABLE 7—REGRESSION FOR THE COUPON RATE: 0% TRIGGER LEVEL FOR DISCRETION-BASED TRIGGERS

Specification	(1)	(2)	(3)	(4)	(5)
Discretion	-2.33*** (0.19)	-2.15*** (0.14)	-2.60*** (0.46)	-2.09*** (0.41)	-1.90*** (0.48)
Country Rate		0.52*** (0.06)	0.52*** (0.06)	0.73*** (0.08)	0.65*** (0.09)
Credit Score		-0.26*** (0.04)	-0.29*** (0.03)	-0.16*** (0.05)	-0.09 (0.05)
AT1			0.78 (1.05)	-0.20 (0.43)	0.03 (0.46)
Conversion			0.52* (0.29)	0.06 (0.23)	-0.18 (0.25)
CET1 Threshold			-0.12 (0.08)	-0.03 (0.07)	-0.07 (0.06)
Maturity			-0.02 (0.03)	0.02 (0.01)	0.01 (0.01)
Face Value (in log)			0.11 (0.07)	0.34*** (0.08)	0.49*** (0.11)
State Bank				-1.03*** (0.32)	-0.93*** (0.30)
Total Assets (in log)				-0.12 (0.09)	-0.25*** (0.09)
CET1				0.10** (0.04)	0.00 (0.03)
Sovereign CDS (in %p)				0.12 (0.09)	0.02 (0.11)
Region	No	No	No	No	Yes
Year	No	No	No	No	Yes
Obs.	628	509	495	263	263
R-squared	0.19	0.57	0.58	0.69	0.75

Note: 1) The dependent variable is the coupon rate. 2) The Huber-White robust standard errors are in parentheses. *, **, and *** indicate significance at 10%, 5%, and 1%, respectively.

effect. Even after controlling for these country-related variables, the coefficient of $Discretion_i$ is still negative and significant.

Second, one can argue that a rule-based trigger CoCo has greater bail-in risk than a discretion-based trigger CoCo simply because the former uses a higher trigger threshold.

The CET1 trigger threshold is around 5.125%, whereas the PONV trigger usually corresponds to 2% of CET1. However, even after controlling for this difference in trigger levels using $CET1\ threshold_i$, the estimation results show that the measured bail-in risks are lower with discretion-based triggers. As a robustness check, I utilized 0% as the hypothetical $CET1\ threshold_i$ for discretion-based CoCos, as presented in Table 7. The estimation results do not show any remarkable change. The coefficient of $Discretion_i$ is still negative and significant at the 1% level in all five specifications.

A number of other robustness checks are provided in Appendix 2.

C. Empirical Analysis 2: The Coupon Residual

Here, I shall examine the empirical relationship between the coupon residual (= the coupon rate - the default risk premium as measured by a relevant CDS premium - the benchmark country rate) and the type of trigger. The coupon residual can be measured in two different ways depending on the choice of the relevant CDS premium. I use the CDS premium on bank subordinated debt in the first regression model and the CDS premium on senior unsecured debt in the second regression model. The former is conceptually better because CoCos are subordinated bonds with certain special clauses. However, the latter allows me to utilize more samples and avoid multi-collinearity problems with respect to *Statebank_i*.

1. Coupon residual based on a CDS contract on subordinated debt

Initially, I conduct a simple T-test to illustrate the empirical relationship briefly, as shown in Table 8. The average coupon residual of discretion-based trigger CoCos is -0.40%, which is lower by 3.06%p than the average coupon residual of rule-based trigger CoCos. The difference in the coupon residual is significant at the 1% level.

It appears to be odd that the average coupon residual is negative in cases of CoCos with discretion-based triggers. In principle, the coupon residual cannot be negative as the bail-in risk is at least as much as zero. However, the ‘measured’ coupon residual could have a negative value if the bail-in risk is low and the measurement of the default risk (i.e., the CDS premium on the benchmark bond) is imperfect. The difference in the measured coupon residuals due to the difference in the trigger type is not significantly exposed to this measurement problem because errors can be canceled after taking the difference.

Next, I conduct a regression analysis. I exclude *Countryrate_i* and *Credit score_i* from the set of control variables because *Countryrate_i* is a measure of the benchmark rate and *Credit score_i* is a measure of the default risk premium. I also exclude *Statebank_i* because its inclusion causes a severe multi-collinearity problem.

Table 9 provides the estimation result. I consider four different model specifications. The coefficient of *Discretion_i* is negative in all specifications and significant in all but specification 2. The size of the coefficient (in specifications (1), (3), and (4)) is meaningfully large.

TABLE 8—T-TEST: COUPON RESIDUAL (SUB) AND TRIGGER TYPE

	Obs.	Mean (%)	S.D.	S.E.
Discretion	88	-0.40	1.18	0.12
Rule-based	38	2.66	1.82	0.29

TABLE 9—REGRESSION FOR THE COUPON RESIDUAL (SUB)

Specification	(1)	(2)	(3)	(4)
Discretion	-3.07*** (0.32)	-1.27 (0.97)	-2.01** (0.87)	-3.22*** (0.86)
AT1		-0.60 (0.97)	-1.08 (0.68)	-0.92 (0.79)
Conversion		-0.88*** (0.24)	-1.13*** (0.31)	-1.11** (0.50)
CET1 Threshold		0.35* (0.18)	0.24 (0.18)	-0.08 (0.16)
Maturity		0.02 (0.03)	0.04 (0.02)	0.04 (0.04)
Face Value (in log)		0.41* (0.21)	0.41** (0.19)	0.47** (0.22)
Total Assets (in log)			-0.16 (0.10)	-0.11 (0.20)
CET1			-0.05 (0.07)	-0.06 (0.09)
Sovereign CDS (in %p)			-0.05 (0.22)	-0.05 (0.28)
Region	No	No	No	Yes
Year	No	No	No	Yes
Obs.	126	124	86	86
R-squared	0.50	0.61	0.65	0.71

Note: 1) The dependent variable is the coupon residual (= the coupon rate - the benchmark rate - the default premium). 2) The Huber-White robust standard errors are in parentheses. *, **, and *** indicate significance at 10%, 5%, and 1%, respectively.

2. Coupon residual based on a CDS contract on senior unsecured debt

Consider a simple t-test. See Table 10. The coupon residual is lower by 3.46%p if the trigger is discretion-based rather than rule-based. This difference is significant at the 1% level.

Next, I conduct a regression analysis. Unlike the case where the CDS on subordinated debt is used, $State\ bank_i$ can be included in the regression model. The estimation result is provided in Table 11. The coefficient of $Discretion_i$ is negative and significant in all four specifications. Except for specification 2, the measured discount is as high as 3.41-3.50%p.

TABLE 10—T-TEST: COUPON RESIDUAL (SENIOR) AND TRIGGER TYPE

	Obs.	Mean (%)	S.D.	S.E.
Discretion	122	-0.05	1.31	0.11
Rule-based	43	3.42	2.19	0.33

TABLE 11—REGRESSION FOR THE COUPON RESIDUAL (SENIOR)

Specification	(1)	(2)	(3)	(4)
Discretion	-3.47*** (0.35)	-1.62** (0.71)	-3.50*** (0.88)	-3.41*** (0.77)
AT1		-1.31** (0.55)	-1.68*** (0.51)	-1.50*** (0.55)
Conversion		-0.35 (0.23)	-0.40 (0.32)	-0.46 (0.36)
CET1 Threshold		0.46*** (0.16)	0.10 (0.17)	-0.11 (0.15)
Maturity		0.06*** (0.01)	0.09*** (0.01)	0.07*** (0.02)
Face Value (in log)		0.31** (0.13)	0.30** (0.13)	0.38*** (0.11)
State Bank			-1.53*** (0.39)	-1.29*** (0.37)
Total Assets (in log)			-0.24* (0.13)	-0.15 (0.11)
CET1			-0.14 (0.10)	-0.09 (0.08)
Sovereign CDS (in %p)			0.06 (0.18)	0.04 (0.15)
Region	No	No	No	Yes
Year	No	No	No	Yes
Obs.	165	165	100	100
R-squared	0.48	0.58	0.69	0.81

Note: 1) The dependent variable is the coupon residual (= the coupon rate - the benchmark rate - the default premium). 2) The Huber-White robust standard errors are in parentheses. *, **, and *** indicate significance at 10%, 5%, and 1%, respectively.

IV. Conclusion

After the global financial crisis, G20 and EU countries agreed to adopt the bail-in system—a new bank resolution regime under which failed systemically important banks are reorganized at the expense of creditors and shareholders rather than taxpayers. A key instrument of the bail-in system is the contingent convertible bond (CoCo), which is mandatorily converted to equity or whose principal is written down if the bond issuing bank is seriously troubled and, hence, the trigger conditions of the bond are satisfied.

However, the implementability of the bail-in system is in doubt, particularly in cases where governments' political costs and financial shocks from bail-ins are sufficiently large. This paper examines how the implementability of a bail-in using CoCos depends on the type of trigger involved. In the first part of the paper, I construct a theoretical model and show that CoCos with discretion-based triggers are less effective bail-in tools than rule-based triggers CoCos because the government's political burden is higher. If the trigger is discretion-based, a relevant authority must undertake the 'dirty job' of imposing losses on creditors. This is not the case with a

rule-based trigger, which is activated mechanically if a predetermined condition is satisfied. Even if the mere effect of the type of trigger on the political cost is small, it could grow through the mechanism of the self-fulfillment of expectations of government bailouts. In the second part of the paper, I test the model prediction by conducting an empirical study. Using a dataset of CoCo issuance around the world during 2010-2016, I find that the interest rate at the issuance of CoCos with discretion-based triggers is lower by 1.13 to 2.91% on average than that of CoCos with rule-based triggers even after controlling for variables that are closely related to the likelihood of government bailouts and the financial soundness of the issuing bank. This finding suggests that triggers should be carefully designed in order to make CoCos effective as bail-in tools.

APPENDIX

1. Global Game and Unique Equilibrium

In order to focus on deriving a unique equilibrium, I simplify the previous model in the following manner. First, all investors have the same reservation payoff and, secondly, the gross interest rate R is fixed.

For the moment, suppose that the trigger is discretion-based.

Suppose that there is a unit-measure of investors, each of whom has one unit of money. They cannot observe the shock cost parameter θ , which follows the uniform distribution $U[0,1]$. However, the investors can personally observe a signal y , which is informative of θ in the sense that y follows $U[\theta - \varepsilon, \theta + \varepsilon]$, where ε is a small error. y is independent and identical across investors conditional on θ . In the first period, each investor forms an expectation of the likelihood of a government bailout and, based on this expectation, the investor decides whether to buy a CoCo.

In the second period, the government chooses whether to save troubled CoCo holders if the bank goes insolvent. As time passes from the first to second period, information on the bank's performance and the status of the financial system becomes known and, therefore, the government can predict relatively accurately how much the shock will be if it chooses not to bail out CoCo holders. That is, the government observes θ .

The government's cost of a bailout equals $mR + E$, where R is the gross interest rate and $E > (\pi_d - R)$ is a fixed cost.¹⁹ The total cost of a bail-in is the sum of the shock cost θ and the political cost $\pi_d m$. The political cost is sufficiently sensitive to the number of CoCo holders. In this regard, I assume that $\pi_d > R$ so that the difference between the bailout cost and bail-in cost $D(m, \theta) \equiv mR + E - \theta - \pi_d m$ is thus decreasing in m . Note that the government

¹⁹This fixed cost does not play any economically important role in the model. I added this cost because the model then becomes tractable.

would choose a bailout if $D(m, \theta)$ is negative but otherwise would choose a bail-in. Given that $D(m, \theta)$ is decreasing in m , the government is more likely to choose a bailout as the number of CoCo holders increases.

There are two polar cases in which the number of CoCo holders is irrelevant with regard to the government's decision making. If $\theta > E$, I have $D(m, \theta) < 0$ for all m . Thus, the government always chooses to rescue distressed CoCo holders. If $\theta < E - (\pi_d - R)$, it follows that $D(m, \theta) > 0$ for all m . Thus, the government never chooses a bailout. Thus, $E - (\pi_d - R)$ and E correspond to the two critical levels of the shock cost θ'_d and θ''_d of the previous model.

However, if θ is at an intermediate level (i.e., $E - (\pi_d - R) < \theta < E$), and if investors observe θ perfectly, there are multiple equilibria. Below, I focus on this case and solve for a unique equilibrium when investors cannot observe θ but can observe y . Let m^* denote the critical mass of CoCo holders such that the government chooses a bailout if and only if $m \geq m^*$. Then, $m^* = m^*(\theta)$ is characterized by $D(m^*, \theta) = 0$, or equivalently,

$$(A1) \quad m^*(\theta) = \frac{E - \theta}{\pi_d - R}$$

Note that $m^*(\theta)$ is decreasing in θ . That is, the government is more eager to save distressed CoCo holders upon a higher shock cost of the bail-in, θ .

At this stage, I consider the optimal choices of investors. If an investor buys one unit of the CoCo by paying one unit of money and if the government is generous, the investor is then always repaid in full. Thus, her payoff is $R - 1$. However, if the government is tough on her, she can be repaid only if the bank is solvent and, therefore, her payoff equals $(1 - p)R - 1$.

Suppose that $(1 - p)R < 1 < R$. Then, investors buy a unit of CoCo if and only if they expect government assistance. Note that the government is more likely to assist CoCo holders with a higher shock cost θ of the bail-in. As θ and the signal y are statistically positively related, investors reasonably believe that the government will be generous if the realization of the signal y is sufficiently high. Thus, investors buy the CoCo if the signal received is higher than a certain cutoff k . In fact, it can be shown that such a cutoff strategy is the unique equilibrium strategy by applying Lemma 3 of Morris and Shin (1998).

All investors choose this cutoff strategy with the same cutoff k , though the realizations of the signal may differ across investors. Therefore, the number m of investors who buy a CoCo is given by

$$(A2) \quad m = \int_{\theta - \varepsilon}^{\theta + \varepsilon} 1(y \geq k) \frac{1}{2\varepsilon} dy = \frac{\theta + \varepsilon - k}{2\varepsilon}$$

where $1(A)$ is an indicator function whose value equals 1 if event A is occurred but otherwise equals 0. Recall that the government would choose a bailout if and only if m is greater than the critical mass $m^*(\theta)$. Equation (A1) and (A2) then imply that the government would choose a bailout if the shock cost exceeds a critical level $\theta^*(k)$ such that

$$(A3) \quad \theta^*(k) \equiv \frac{(\pi_d - R)(k - \varepsilon) + 2\varepsilon E}{(\pi_d - R) + 2\varepsilon}$$

Note that the critical level of the shock cost $\theta^*(k)$ is increasing in the cutoff k . As k rises, fewer investors are exposed to the bail-in risk and, hence, the government is less likely to choose a bailout.

Given $\theta^*(k)$, an investor who receives a signal y has the following expected utility:

$$(A4) \quad \begin{aligned} u(y, \theta^*(k)) &\equiv R \int_{y-\varepsilon}^{y+\varepsilon} [(1-p) + p1(\theta \geq \theta^*(k))] \frac{1}{2\varepsilon} d\theta - 1 \\ &= (1-p)R + pR \left(\frac{y + \varepsilon - \theta^*(k)}{2\varepsilon} \right) - 1 \end{aligned}$$

The equilibrium cutoff level $k^* = k^*(\varepsilon)$ of the signal y is characterized by $u(k^*, \theta^*(k^*)) = 0$. From Equation (A3) and (A4), it follows that

$$(A5) \quad k^*(\varepsilon) \equiv E - \left(\frac{R-1}{pR} \right) (\pi - R) + \left(\frac{1 - (1-p)R}{pR} - \frac{1}{2} \right) 2\varepsilon$$

Finally, I consider the limit case in which the error ε of signal y tends toward zero. Equation (A3) implies that θ^* and k^* are equivalent in this case. Thus, it follows that

$$(A6) \quad \theta^* \rightarrow E - \left(\frac{R-1}{pR} \right) (\pi - R) \text{ as } \varepsilon \rightarrow 0$$

Note that θ^* lies between the two critical levels $E - (\pi - R)$ and E . If θ is lower than θ^* , a bail-in is the unique equilibrium. Otherwise, a bailout is the unique equilibrium.

Thus far, I have focused on the discretion-based trigger case. However, if the threshold \underline{x} is unbiased, the analysis above directly applies to the rule-based trigger case as well. The only change is that the political cost parameter should be replaced with π_r , which is smaller than π_d . Note from Equation (A6) that the

critical level of the shock cost θ^* in the limit case is decreasing in π . Thus, if the trigger is rule-based, θ^* is higher and, hence, the government would more likely choose a bail-in in comparison with the case where the trigger is discretion-based.

Comparative statics provides implications with regard to how the implementability of a bail-in depends on the type of trigger. Equation (A6) implies that the magnitude of the negative effect of π on θ^* (i.e., $(R-1)/pR$) is decreasing in p while it is increasing in R . Investors are more willing to invest in CoCos with a lower probability of failure p or a higher interest rate R . More investors then participate in the CoCo market and, hence, the change of the trigger type and the resulting change in the political cost parameter have a greater impact on the implementability of a bail-in. Therefore, whether the trigger of CoCos is rule-based or discretion-based is important in a country whose financial system is stable despite the fact that the interest rate is relatively high.

2. Robustness Check

(1) Control variables of the default risk

In order to separate the default risk from the coupon rate, I used *Credit score_i* as a control variable. *Credit score_i* is based on the baseline credit assessment (BCA) conducted by Moody's. The BCA does not reflect the possibility that the parent company or the government provides the issuing bank with financial assistance. If this possibility of external support is not considered, the coefficient of *Discretion_i* may not properly represent the effect of a discretion-based trigger on the implementability of a bail-in. In order to measure the effect properly, factors that are related to the likelihood of government bailouts but unrelated to the characteristics of CoCos should be controlled. For this reason, I also consider the *Adjusted BCA*, which reflects the possibility of receiving external support.

I estimate the regression model by replacing *Credit score_i* with *Adjusted credit score_i*, which is a monotone transformation of the *Adjusted BCA*.²⁰ Table A1 shows the estimation result of the regression model in which *Credit score_i* is replaced with *Adjusted credit score_i*. The coefficient of *Discretion_i* is negative and significant at the 1% level in all specifications. Remarkably, the size of the coefficient is more or less the same as before. This is presumably due to the fact that bank characteristics that increase the probability of government bailouts are already properly controlled by existing control variables such as *State bank_i* or *Total assets_i*.

Neither *Credit score_i* nor *Adjusted credit score_i* is based on market information. Thus, information updating may not be instantaneous, and information

²⁰ *Adjusted credit score_i* is 21 if the credit grade from the adjusted baseline credit assessment is Aaa (the highest grade) and 1 if the grade is C (the lowest grade). One notch of credit rating corresponds to one point.

TABLE A1—REGRESSION FOR THE COUPON RATE: ADJUSTED BASELINE CREDIT ASSESSMENT

Specification	(1)	(2)	(3)	(4)	(5)
Discretion	-2.33*** (0.19)	-2.20*** (0.14)	-2.38*** (0.41)	-1.90*** (0.45)	-1.69*** (0.49)
Country Rate		0.52*** (0.06)	0.51*** (0.06)	0.74*** (0.08)	0.67*** (0.09)
Adjusted Credit Score		-0.27*** (0.04)	-0.29*** (0.04)	-0.14*** (0.05)	-0.06 (0.05)
AT1			0.77 (1.03)	-0.20 (0.44)	0.00 (0.46)
Conversion			0.51* (0.29)	0.01 (0.23)	-0.25 (0.24)
CET1 Threshold			-0.10 (0.11)	0.04 (0.10)	-0.04 (0.10)
Maturity			-0.02 (0.03)	0.01 (0.01)	0.00 (0.01)
Face Value (in log)			0.08 (0.08)	0.33*** (0.08)	0.48*** (0.11)
State Bank				-1.00*** (0.32)	-0.89*** (0.30)
Total Assets (in log)				-0.13 (0.10)	-0.27*** (0.10)
CET1				0.09** (0.04)	-0.00 (0.04)
Sovereign CDS (in %p)				0.11 (0.10)	0.04 (0.11)
Region	No	No	No	No	Yes
Year	No	No	No	No	Yes
Obs.	628	508	494	263	263
R-squared	0.19	0.57	0.58	0.69	0.75

Note: 1) The dependent variable is the coupon rate. 2) The Huber-White robust standard errors are in parentheses. *, **, and *** indicate significance at 10%, 5%, and 1%, respectively.

gathering from a large group of informed investors may be limited. As an alternative, I use the bank CDS premium, as it is one of the leading market indicators of default risk. In particular, I use CDS_{senior}_i , which is the CDS premium on the bank's senior unsecured bonds whose maturities are close to the maturity of the given CoCo. Table A2 shows the estimation result of the regression model in which $Credit\ score_i$ is replaced by CDS_{senior}_i . The coupon discounting effect of a discretion-based trigger is still observed in all specifications. Moreover, the size of the coupon discount as measured by the coefficient of $Discretion_i$ does not change much.

CDS_{senior}_i controls for the default risk of a senior unsecured bond rather than a subordinated bond. Because the CoCo is a subordinated bond, the CDS premium on a subordinated bond could account for the default risk of the CoCo better than CDS_{senior}_i . In this sense, I replace CDS_{senior}_i with CDS_{sub}_i , which is the

TABLE A2—REGRESSION FOR THE COUPON RATE: CDS ON SENIOR DEBT

Specification	(1)	(2)	(3)	(4)	(5)
Discretion	-2.33*** (0.19)	-2.67*** (0.15)	-1.93*** (0.38)	-1.90*** (0.45)	-1.69*** (0.49)
Country Rate		0.61*** (0.05)	0.65*** (0.05)	0.74*** (0.08)	0.67*** (0.09)
CDS Senior (in %p)		0.49*** (0.15)	0.51*** (0.16)	-0.14*** (0.05)	-0.06 (0.05)
AT1			-0.21 (0.41)	-0.15 (0.51)	-0.49 (0.48)
Conversion			-0.25 (0.15)	-0.27 (0.23)	0.01 (0.23)
CET1 Threshold			0.23*** (0.08)	0.13 (0.10)	-0.03 (0.10)
Maturity			-0.00 (0.01)	0.00 (0.02)	0.03* (0.01)
Face Value (in log)			0.15 (0.06)	0.33*** (0.08)	0.31*** (0.09)
State Bank				-0.88** (0.37)	-0.96*** (0.32)
Total Assets (in log)				-0.38** (0.14)	-0.40*** (0.13)
CET1				0.01 (0.05)	-0.06 (0.06)
Sovereign CDS (in %p)				0.10 (0.10)	0.07 (0.09)
Region	No	No	No	No	Yes
Year	No	No	No	No	Yes
Obs.	628	346	342	194	194
R-squared	0.19	0.67	0.69	0.73	0.80

Note: 1) The dependent variable is the coupon rate. 2) The Huber-White robust standard errors are in parentheses. *, **, and *** indicate significance at 10%, 5%, and 1%, respectively.

CDS premium on the subordinated bank bond whose maturity is close to the maturity of the given CoCo. A drawback of $CDS\ sub_i$ is that the available sample size is smaller, as the trading volume of CDSs on subordinated bonds is much smaller than that on senior bonds. Furthermore, $State\ bank_i$ should be dropped as it causes a severe multi-collinearity problem. This problem appears to arise because the sample size is small. Table A3 shows the estimation result. The coefficient of $Discretion_i$ is still negative and significant at the 1% level in all specifications. There is no meaningful change in the size of the coefficient.

TABLE A3—REGRESSION FOR THE COUPON RATE: CDS ON SUBORDINATED DEBT

Specification	(1)	(2)	(3)	(4)	(5)
Discretion	-2.33*** (0.19)	-2.91*** (0.18)	-1.79*** (0.45)	-1.90*** (0.45)	-1.45*** (0.53)
Country Rate		0.56*** (0.10)	0.65*** (0.10)	0.74*** (0.08)	0.38*** (0.14)
CDS Sub (in %p)		0.35*** (0.11)	0.40*** (0.13)	-0.14*** (0.05)	0.22 (0.19)
AT1			0.45 (0.61)	-0.05 (0.72)	-1.09* (0.62)
Conversion			-0.54*** (0.20)	-0.68*** (0.22)	-0.16 (0.24)
CET1 Threshold			0.32*** (0.09)	0.24*** (0.09)	0.05 (0.09)
Maturity			-0.02 (0.02)	-0.00 (0.02)	0.05** (0.02)
Face Value (in log)			0.14 (0.10)	0.21** (0.10)	0.18* (0.09)
Total Assets (in log)				-0.36** (0.14)	-0.53*** (0.15)
CET1				0.03 (0.05)	-0.03 (0.05)
Sovereign CDS (in %p)				0.00 (0.09)	-0.01 (0.10)
Region	No	No	No	No	Yes
Year	No	No	No	No	Yes
Obs.	628	247	245	166	166
R-squared	0.19	0.63	0.66	0.75	0.81

Note: 1) The dependent variable is the coupon rate. 2) The Huber-White robust standard errors are in parentheses. *, **, and *** indicate significance at 10%, 5%, and 1%, respectively.

(2) Mixed triggers

In the baseline empirical model (12), I classify all but Japanese mixed-trigger CoCos as rule-based trigger CoCos. This is done because the CET1 condition is deemed easier to be met than the PONV condition. However, the reverse is not impossible. The CET1 is a lagged indicator of a given bank's viability, as it is usually reported quarterly. Suppose that a bank faces a serious insolvency shock and therefore has to shed liabilities immediately. Although the CET1 level is not yet updated and is accordingly still good, the government may choose to declare that the given bank is at the point of non-viability in order to shed bank liabilities. If such a preemptive move is anticipated, mixed-trigger CoCos should be classified as discretion-based trigger CoCos. However, concerns over regulatory forbearance suggest that the government is less likely to move preemptively. Due to this complexity, I drop mixed-trigger CoCos for the moment and consider only purely discretion-based or purely rule-based trigger CoCos. See Table A4. The estimation result shows that the coefficient of *Discretion_i* is negative in all five specifications

TABLE A4—REGRESSION FOR THE COUPON RATE: MIXED TRIGGERS ARE OMITTED

Specification	(1)	(2)	(3)	(4)	(5)
Discretion	-2.04*** (0.21)	-2.29*** (0.17)	-1.13* (0.58)	-1.38*** (0.64)	-0.64 (0.82)
Country Rate		0.64*** (0.07)	0.65*** (0.06)	0.85*** (0.08)	0.67*** (0.10)
Credit Score		-0.17*** (0.05)	-0.21*** (0.04)	-0.09 (0.06)	-0.07 (0.06)
AT1			1.23 (1.48)	-0.37 (0.35)	0.17 (0.45)
Conversion			0.45 (0.34)	-0.06 (0.23)	-0.28 (0.26)
CET1 Threshold			0.19 (0.13)	0.18 (0.14)	0.20 (0.16)
Maturity			-0.03 (0.05)	0.02** (0.01)	0.01 (0.01)
Face Value (in log)			0.19** (0.08)	0.39*** (0.09)	0.61*** (0.11)
State Bank				-1.04*** (0.30)	-0.98*** (0.31)
Total Assets (in log)				-0.14 (0.09)	-0.28*** (0.09)
CET1				0.05 (0.10)	-0.02 (0.04)
Sovereign CDS (in %p)				0.10 (0.10)	0.03 (0.11)
Region	No	No	No	No	Yes
Year	No	No	No	No	Yes
Obs.	509	418	405	230	230
R-squared	0.15	0.56	0.59	0.71	0.75

Note: 1) The dependent variable is the coupon rate. 2) The Huber-White robust standard errors are in parentheses. *, **, and *** indicate significance at 10%, 5%, and 1%, respectively.

and significant in all but specification (5). Although the significance is weaker, the estimation result remains consistent with Hypothesis 1. If significant, the estimated size of the coupon discount is around 1.13 to 2.29%p, which is slightly lower than the estimated size under the baseline empirical model.

Another concern with $Discretion_i$ is related to the treatment of Japanese mixed-trigger CoCos. Although I believe Japanese mixed-trigger CoCos should be classified as discretion-based CoCos due to Japan's creditor-friendly regulations, I classify them for the moment as rule-based trigger CoCos in order to check the robustness. Table A5 shows the estimation result. The coefficient of $Discretion_i$ is negative in all five specifications and significant at the 1% level in specifications (1)-(3). The estimated sizes of the coupon discount in specifications (1)-(3) are slightly higher than 2%p.

TABLE A5—REGRESSION FOR THE COUPON RATE:
JAPANESE MIXED TRIGGERS ARE CLASSIFIED AS RULE-BASED

Specification	(1)	(2)	(3)	(4)	(5)
Discretion	-2.17*** (0.19)	-2.02*** (0.14)	-2.06*** (0.53)	-0.28 (0.77)	-0.15 (0.69)
Country Rate		0.53*** (0.06)	0.51*** (0.05)	0.73*** (0.08)	0.61*** (0.10)
Credit Score		-0.27*** (0.04)	-0.32*** (0.03)	-0.21*** (0.05)	-0.07 (0.05)
AT1			0.62 (1.04)	-0.47 (0.38)	-0.32 (0.41)
Conversion			0.63** (0.30)	0.27 (0.23)	-0.01 (0.24)
CET1 Threshold			-0.06 (0.13)	0.33* (0.17)	0.15 (0.16)
Maturity			-0.02 (0.03)	0.03** (0.01)	0.03** (0.01)
Face Value (in log)			0.10 (0.07)	0.33*** (0.09)	0.46*** (0.11)
State Bank				-1.13*** (0.32)	-0.95*** (0.28)
Total Assets (in log)				-0.15 (0.10)	-0.30*** (0.09)
CET1				0.11** (0.04)	-0.00 (0.04)
Sovereign CDS (in %p)				0.14 (0.11)	0.07 (0.11)
Region	No	No	No	No	Yes
Year	No	No	No	No	Yes
Obs.	628	509	495	263	263
R-squared	0.16	0.55	0.56	0.67	0.74

Note: 1) The dependent variable is the coupon rate. 2) The Huber-White robust standard errors are in parentheses. *, **, and *** indicate significance at 10%, 5%, and 1%, respectively.

(3) Within Country Variation

The regression analysis thus far relies heavily on the cross-country variation of CoCo returns given that many countries use only discretion-based triggers or only rule-based triggers, but not both. More reliable empirical results could be obtained if within-country variation is utilized because country specific factors can then be better controlled. To this end, I conduct the same regression analysis based on the empirical model (12) but with country-fixed effects included. See Table A6. I find that the coupon discounting effect of a discretion-based trigger still exists and that the size of the effect is 1.14%p in model specification 1, 1.26%p in model specification (2), and 0.91%p in model specification (3). The coupon discounting effect is statistically significant in the first two models at the 1% level and is statistically significant in the third model at the 10% level.

I also conduct the original regression analysis reported in Table A6 but with the

TABLE A6—REGRESSION FOR THE COUPON RATE: COUNTRY FIXED EFFECT

Specification	(1)	(2)	(3)	(4)	(5)
Discretion	-1.14*** (0.19)	-1.26*** (0.19)	-0.91* (0.51)	-0.19 (0.42)	-0.05 (0.69)
Country Rate		0.14 (0.14)	0.10 (0.13)	-0.07 (0.12)	0.17 (0.15)
Credit Score		-0.28*** (0.05)	-0.31*** (0.05)	-0.15** (0.07)	-0.15** (0.06)
AT1			0.74 (1.04)	-0.15 (0.37)	-0.02 (0.43)
Conversion			0.15 (0.51)	-0.73*** (0.27)	-0.50* (0.28)
CET1 Threshold			-0.03 (0.13)	0.21** (0.08)	0.17* (0.09)
Maturity			-0.00 (0.04)	0.04*** (0.01)	0.04*** (0.01)
Face Value (in log)			0.13 (0.09)	0.29*** (0.08)	0.30*** (0.09)
State Bank				-1.04*** (0.27)	-1.01*** (0.27)
Total Assets (in log)				-0.07 (0.07)	-0.08 (0.07)
CET1				0.01 (0.03)	0.02 (0.04)
Sovereign CDS (in %p)				0.16** (0.07)	0.10 (0.08)
Region	No	No	No	No	Yes
Year	No	No	No	No	Yes
Obs.	628	509	495	263	263
R-squared	0.64	0.70	0.71	0.87	0.87

Note: 1) The dependent variable is the coupon rate. 2) The Huber-White robust standard errors are in parentheses. *, **, and *** indicate significance at 10%, 5%, and 1%, respectively.

standard error clustered at the country level. The coupon discounting effect is significant at all five model specifications at the 1% level except for model specification (4), where the effect is significant at the 5% level.

3. Definition of Variables

TABLE A7—DEFINITION OF VARIABLES

Variable	Unit	Definition
Coupon Rate	%	The interest rate at issuance.
Coupon Residual (sub)	%	Coupon rate - Benchmark country rate* - CDS on benchmark subordinated bond**
Coupon Residual (senior)	%	Coupon rate - Benchmark country rate* - CDS on benchmark senior bond***
Discretion	Dummy	1 if the trigger is discretion-based but 0 if it is rule-based or mixed. For Japanese banks, mixed triggers are regarded as discretion-based.
AT1	Dummy	1 if the capital type is AT1 but 0 if it is T2.
Conversion	Dummy	1 if the bail-in mechanism is conversion to equity but 0 if it is principal write-down
CET1 Threshold	%	Numerical trigger. For discretion-based trigger instruments, I use 0%.
Maturity	Year	The nominal maturity. The longest finite maturity in the dataset is 42.5. I use 42.5 if the nominal maturity is infinite.
Face Value	USD bil.	The principal amount denominated in USD by the exchange rate at issuance.
Credit Score	21-scale	21 if the issuing bank's credit grade rated by Moody's is Aaa (the highest grade). One notch corresponds to one point. It is 1 if the grade is C (the lowest grade).
State Bank	Dummy	1 if the ultimate parent company is a sovereign or central bank.
Total Assets	USD bil.	Calculated based on the Basel standard.
CET1	%	The CET1 to risk-weighted assets ratio at issuance.
Country Rate	%	Market interest rate on the benchmark government bond. Among all government bonds, the benchmark bond is the one whose remaining maturity is closest to the maturity of the given CoCo instrument.
Sovereign CDS	%p	Market premium on the CDS contract on the 5-year government bond.

Note: 1) Coupon residual (sub), coupon residual (senior), credit score, total assets, CET1, country rate, and sovereign CDS are evaluated at the issue date of the given CoCo instrument. 2) * Market interest rate on the benchmark government bond whose remaining maturity is within the five-year window of the maturity of the given CoCo instrument. 3) ** Market premium on the CDS contract on the benchmark subordinated bond whose remaining maturity is within the five-year window of the maturity of the given CoCo instrument. 4) *** Market premium on the CDS contract on the benchmark senior unsecured bond whose remaining maturity is within the five-year window of the maturity of the given CoCo instrument.

REFERENCES

- Acharya, Viral, Itamar Drechsler, and Philipp Schnabl.** 2014. "A Pyrrhic Victory? Bank Bailouts and Sovereign Credit Risk," *Journal of Finance*, 69(6): 2689-2739.
- Admati, Anat, Peter DeMarzo, Martin Hellwig, and Paul Pfleiderer.** 2013. "Fallacies, Irrelevant Facts and Myths in the Discussion of Capital Regulation: Why Bank Equity is Not Expensive," Working Paper.
- Allen, Franklin, Elena Carletti, Itay Goldstein, and Agnese Leonello.** 2017. "Government

- Guarantees and Financial Stability,” Working Paper.
- Avdjiev, Stefan, Bilyana Bogdanova, Patrick Bolton, Wei Jiang, and Anastasia Kartasheva.** 2017. “CoCo Issuance and Bank Fragility,” Working Paper.
- Bloomberg.** 2016. “Deutsche Bank’s Woes Threaten CoCo Coupons, Credit Sights Says,” February 8.
- Bloomberg.** 2016. “Deutsche Bank CoCo Holders See What Regulators Mean by Risk,” February 8.
- Calomiris, Charles and Richard Herring.** 2013. “How to Design a Contingent Convertible Debt Requirement that Helps Solve our Too-Big-To-Fail Problem,” *Journal of Applied Corporate Finance*, 25(2): 21-44.
- Demircug-Kunt, Asli and Enrica Detragiache.** 2002. “Does Deposit Insurance Increase Banking System Stability? An Empirical Investigation,” *Journal of Monetary Economics*, 49: 1373-1406.
- Dewatripont, Mathias.** 2014. “European Banking: Bailout, Bail-in and State Aid Control,” *International Journal of Industrial Organization*, 34: 37-43.
- Duffie, Darrel.** 2009. “Contractual Methods for Out-of-court Restructuring of Systemically Important Financial Institutions,” Submission requested by the US Treasury Working Group on Bank Capital.
- Flannery, Mark.** 2016. “Stabilizing Large Financial Institutions with Contingent Capital Certificates.” *Quarterly Journal of Economics*, 6: 1-26.
- FSB.** 2014. “Key Attributes of Effective Resolution Regimes for Financial Institutions,” Financial Stability Board.
- Glasserman, Paul and Behzad Nouri.** 2016. “Market-Triggered Changes in Capital Structure: Equilibrium Price Dynamics.” *Econometrica*, 84(6): 2113-2153
- Hahm, Joon-Ho, Hyun Song Shin, and Kwanho Shin.** 2013. “Noncore Bank Liabilities and Financial Vulnerability.” *Journal of Money, Credit and Banking*, 45(S1): 3-36.
- Hart, Oliver and Luigi Zingales.** 2010. “How to Make a Bank Raise Equity.” *Financial Times*.
- Hwang, Sunjoo.** 2016. “Bail-in, Implementability, and Policy Implications,” Research Monograph 2016-03, Korea Development Institute. (in Korean)
- Ioannidou, Vasso and Maria Penas.** 2010. “Deposit Insurance and Bank Risk-taking: Evidence from Internal Loan Ratings.” *Journal of Financial Intermediation*, 19(1): 95-115.
- Kinmonth, Thomas.** 2016. “Referendums Awaken the Italian Banking Saga.” *ABN AMRO Financials Watch*.
- Lee, Desmond and Kelvin Pang.** 2014. “Mizuho’s Basel III Tier 2 - Meet the World’s Most Friendly PONV,” *Morgan Stanley Asian Bank Credit*.
- Martynova, Natalya and Enrico Perotti.** 2013. “Convertible Bonds and Bank Risk-taking,” Working Paper.
- McDonald, Robert.** 2013. “Contingent Capital with Dual Price Trigger,” *Journal of Financial Stability*, 9: 230-241.
- Morris, Stephen and Hyun Song Shin.** 1998. “Unique Equilibrium in a Model of Self-Fulfilling Currency Attacks,” *American Economic Review*, 88(3): 587-597.
- Sundaresan, Suresh and Zhenyu Wang.** 2015. “On the Design of Contingent Capital with a Market Trigger,” *Journal of Finance*, 70(2): 881-920.

LITERATURE IN KOREAN

- 황순주.** 2016. 『채권자 손실부담형 은행정리체제의 실행 가능성과 정책적 시사점』, 연구보고서 2016-03, 한국개발연구원.