

Cairns, Robert D.; Martinet, Vincent

Working Paper

Growth and Long-Run Sustainability

CESifo Working Paper, No. 7845

Provided in Cooperation with:

Ifo Institute – Leibniz Institute for Economic Research at the University of Munich

Suggested Citation: Cairns, Robert D.; Martinet, Vincent (2019) : Growth and Long-Run Sustainability, CESifo Working Paper, No. 7845, Center for Economic Studies and ifo Institute (CESifo), Munich

This Version is available at:

<https://hdl.handle.net/10419/207236>

Standard-Nutzungsbedingungen:

Die Dokumente auf EconStor dürfen zu eigenen wissenschaftlichen Zwecken und zum Privatgebrauch gespeichert und kopiert werden.

Sie dürfen die Dokumente nicht für öffentliche oder kommerzielle Zwecke vervielfältigen, öffentlich ausstellen, öffentlich zugänglich machen, vertreiben oder anderweitig nutzen.

Sofern die Verfasser die Dokumente unter Open-Content-Lizenzen (insbesondere CC-Lizenzen) zur Verfügung gestellt haben sollten, gelten abweichend von diesen Nutzungsbedingungen die in der dort genannten Lizenz gewährten Nutzungsrechte.

Terms of use:

Documents in EconStor may be saved and copied for your personal and scholarly purposes.

You are not to copy documents for public or commercial purposes, to exhibit the documents publicly, to make them publicly available on the internet, or to distribute or otherwise use the documents in public.

If the documents have been made available under an Open Content Licence (especially Creative Commons Licences), you may exercise further usage rights as specified in the indicated licence.

**Growth and Long-Run
Sustainability**

Robert D. Cairns, Vincent Martinet

Impressum:

CESifo Working Papers

ISSN 2364-1428 (electronic version)

Publisher and distributor: Munich Society for the Promotion of Economic Research - CESifo GmbH

The international platform of Ludwigs-Maximilians University's Center for Economic Studies and the ifo Institute

Poschingerstr. 5, 81679 Munich, Germany

Telephone +49 (0)89 2180-2740, Telefax +49 (0)89 2180-17845, email office@cesifo.de

Editor: Clemens Fuest

www.cesifo-group.org/wp

An electronic version of the paper may be downloaded

- from the SSRN website: www.SSRN.com
- from the RePEc website: www.RePEc.org
- from the CESifo website: www.CESifo-group.org/wp

Growth and Long-Run Sustainability

Abstract

From any state of economic and environmental assets, the maximin value defines the highest level of utility that can be sustained forever. Along any development path, the maximin value evolves over time according to investment decisions. If the current level of utility is lower than this value, there is room for growth of both the utility level and the maximin value. For any resource allocation mechanism (ram) and economic dynamics, growth is limited by the long-run level of the maximin value, which is an endogenous dynamic sustainability constraint. If utility reaches this limit, sustainability imposes growth to stop, and the adoption of maximin decisions instead of the current ram. We illustrate this pattern in two canonical models, the simple fishery and a two-sector economy with a nonrenewable resource. We discuss what our results imply for the assessment of sustainability in the short- and the long-run in non-optimal economies.

JEL-Codes: O440, Q560.

Keywords: sustainable development, sacrifice, growth, maximin value, sustainability improvement, resource allocation mechanism, non-optimal economies.

Robert D. Cairns
Department of Economics
McGill University
Canada – Montreal H3A 0E6 Quebec
robert.cairns@mcgill.ca

*Vincent Martinet**
Economie Publique, AgroParisTech
INRA, Université Paris-Saclay
France – 78850 Thiverval-Grignon
vincent.martinet@inra.fr

*corresponding author

Growth and long-run sustainability

1 Introduction

Sustainability is more often associated with the idea of development than with stagnation, and certainly not with decline (Asheim et al., 2001). The ability to sustain utility over time can be measured by the *maximin value*, which is the highest level of utility that can be sustained forever from the current set of productive assets in the economy, including natural resources, human and manufactured capital stocks, etc. (Solow, 1974; Pezzey, 1997; Cairns and Long, 2006; Cairns and Martinet, 2014; Fleurbaey, 2015). Society could decide to enjoy this sustainable utility forever by following the maximin path. This level of utility may, however, be considered too low, or there may be a social preference for “sustained improvement” (Pezzey, 1997). As such, maximin, as a social objective, has often been criticized as entailing stagnation. Sustainable development, on the other hand, implies growth, from an unacceptable toward an acceptable standard of living that can be maintained over the “very long run” (Solow, 1993). Under what conditions is growth sustainable? Toward what utility level can development lead us?

For growth to be sustainable, the development path must stay within environmental and technological limits. Utility can grow as long as it stays below the maximin value (Cairns and Martinet, 2014; Fleurbaey, 2015). So long as utility growth is meant to continue, the maximin value must grow too. In an efficient economy, growth or development entails the diversion of resources from consumption by the current generation to investment that will increase productivity in the future. Setting the current utility level lower than the maximin level, so that in that sense the current generation sacrifices some of its ability to consume in a sustainable way in favor of future generations, makes it possible to increase both the maximin level and current utility over time. Once utility catches up with the maximin level, growth is no more possible and utility can be sustained only at that level. In this study, we analyze the consequences of current sacrifice and growth

pattern on long-run sustainability.

Sustainability is increasingly defined not only as the requirement that current utility is lower than the maximin value, but as a requirement that the current maximin value does not decline (Onuma, 1999; Martinet, 2007; Doyen and Martinet, 2012; Cairns and Martinet, 2014; Gerlagh, 2017). Even though a maximin policy may not be being pursued, at any economic state the maximin value can be determined by solving the maximin problem for the levels of the stocks at that state. This value evolves over time, according to investment decisions, including the depletion of natural resources. The evolution of this maximin value along any trajectory plays a fundamental role in the sense that it is an indicator of sustainability improvement or decline. If current decisions reduce what is sustainable the maximin value decreases, and if they improve what is sustainable the maximin value increases (Doyen and Martinet, 2012; Cairns and Martinet, 2014; Fleurbaey, 2015). The interplay between current consumption and the current evolution of the maximin value has been studied by Cairns and Martinet (2014) in a continuous-time framework, and by Fleurbaey (2015) in a discrete-time framework, both without discussing the long-run consequences of this pattern. Cairns and Martinet (2014) mention that whatever the objective of the society and the growth pattern it follows, the maximin value constitutes a dynamic limit to growth. There remain trade-offs among present utility, growth, and long-run sustained utility that have not been studied adequately. Our first contribution is to put the insights of Cairns and Martinet (2014) and Fleurbaey (2015) into a long-run perspective.

A number of notions of the very long-run have been suggested by economists who have studied sustainability. Most of the literature focusing on the long-run aspects of sustainability relies on the definition of an optimality criterion and the study of the limiting behavior of the optimal path. In the tradition of Ramsey's model of undiscounted utility (Ramsey, 1928), some authors assume that growth leads the economy asymptotically toward an exogenous, bliss level of utility (Asheim and Buchholz, 2004; D'Autume and Schubert, 2008). The bliss level coincides with the

green golden rule (Chichilnisky et al., 1995). A sustainable development pattern may also lead to a lower level than bliss. Chichilnisky (1996) proposes a criterion that is the weighted sum of the discounted utility derived from the development path and the long-run utility of the path. Few have studied sustainability without assuming optimality (Fleurbaey, 2015). Our second contribution is to examine how decisions in a non-optimal economy pursuing a growth pattern induce a long-run, endogenous level of sustainability.

To do so, we consider that the development path is generated by a *resource allocation mechanism (ram)* that is assumed to be neither optimal nor efficient. In other frameworks, growth theorists have specified as parameters certain variables that could have been modeled as choices to be optimized. Among the parameters are a constant savings ratio, a constant capital-output ratio, or balanced growth. Holding a variable constant in this way has simplified complicated dynamic problems and has allowed for many revealing analyses. Following these tentatives in growth theory and in positive economics, we assume that the economies we study are not maximizing a specific objective but rather pursuing a parametric policy that seems plausible, for example, constant employment or constant growth. Other papers have departed from the optimality assumption in the studying of sustainability. Arrow et al. (2003) study genuine savings based on discounted utility along sub-optimal path resulting from given *ram*. But no paper thus far has departed from both optimality and discounted utility as a measure of welfare (Asheim, 2003). We offer a first step in that direction.

The paper starts by unfurling the conceptual framework (Section 2) in which we discuss the trade-off between current generation's sacrifice and the prospect for growth it offers in sub-optimal economies. On the one hand, a poor economy has to give up something to grow out of poverty. On the other hand, there may be a limit to growth. If investment is low, or growth is too fast, this limit is reached rapidly.

This endogenous limit to growth is illustrated by two examples (Section 3) corresponding to two canonical models for which the maximin problem has been solved,

namely, the simple fishery and the *Dasgupta-Heal-Solow* (DHS) model. Each model addresses a fundamental issue in environmental economics. Each implies that growth is subject to environmental constraints. Open access in the fishery leads to a tragedy of the commons. The DHS economy illustrates the fact that sustaining an economy may not involve a steady state. Each of open access and growth can lead to unsustainability and to a poverty trap from which it is costly to escape.

In a simple fishery, a fish stock is harvested and consumed directly. At the beginning of the program the stock is at a low level (is “overfished”) and the society wishes to rebuild it by limiting fishing effort. Along with the stock recovery, the consumption increases. We characterize the trade-offs between the initial consumption level and the consumption level reached in the long run.

In the DHS model of an economy dependent on manufactured capital and an essential, non-renewable resource (Dasgupta and Heal, 1974, 1979; Solow, 1974), sustaining consumption at a constant level requires that investment in manufactured capital offset the depletion of the resource (Hartwick, 1977). A deviation downward from that possible constant-consumption path can allow for growth at a parametric rate through investment (Asheim et al., 2007; D’Autume and Schubert, 2008). The economy can choose from many different paths of sustained development. Depending on the growth pattern, the long-run utility differs.

We then offer a discussion that emphasize our contributions, and suggest future research avenues (Section 4).

2 Conceptual framework

We define sustainable growth as follows. Utility increases according to some growth pattern as long as it is sustainable, in the sense that it is lower than the maximin value (Pezzey, 1997), which is formally defined later on. When (if) utility catches up with the maximin value, the economy stops growing and follows the maximin path starting from the economic state reached. Fig. 1 illustrates such a sustainable growth pattern.

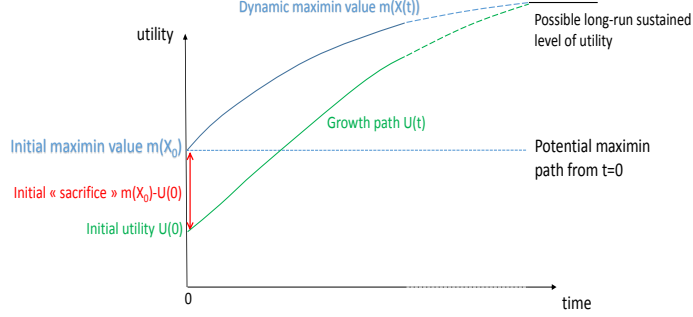


Figure 1: Illustrative pattern of sustainable growth with sustainability improvement

To reveal the interplay between the initial level of utility, the pursued growth pattern, and the duration of the growth period – or equivalently the level of sustained utility that is reached in the long run, we examine how the maximin value evolves along the development path.

We adopt the following formalism. Consider a comprehensive vector of capital stocks $X \in \mathbb{R}_+^n$ (encompassing all manufactured, natural, or human capital stocks that contribute to production or well-being) and decisions c (consumption, natural resources extraction, etc.) within the set $C(X) \subseteq \mathbb{R}^p$ of admissible controls at state X . The transition equation for each state variable X_i , $i = 1, \dots, n$, is given by

$$\dot{X}_i = F_i(X, c) , \quad (1)$$

where the functions F_i can represent technologies or natural resources dynamics. The instantaneous utility $U(X, c)$ may depend on the state and the decisions. In our continuous-time framework, each generation is assumed to correspond to a single point in time, without overlapping. We also overlook intragenerational equity issues. The utility of the generation living at time t is $U(X(t), c(t))$.

The highest utility level that can be sustained is given by the maximin value (Cairns and Long, 2006), which is denoted by $m(X)$ and formally defined, for any state X , as

$$m(X) = \max \bar{U} \quad (2)$$

$$\text{s.t. } U(X(t), c(t)) \geq \bar{U}, \forall t \geq 0 \quad (3)$$

$$\dot{X}_i = F_i(X, c)$$

$$X(0) = X.$$

In a *regular*, time-autonomous maximin problem,¹ if the economy pursues the maximin objective, both utility and the maximin value remain constant over the indefinite future, with $U(X(t), c(t)) = m(X(t))$ at all times. On a different path, the maximin value, which depends only on the capital stocks, evolves according to investment decisions. The evolution of the maximin value informs, along any path, on the way current decisions modify the level of utility that can be sustained (Cairns and Martinet, 2014). This evolution is given by net investment evaluated at maximin accounting prices, which is defined for a given current economic state X and any admissible vector of decisions c as follows

$$M(X, c) = \dot{m}(X) |_c = \sum_{i=1}^n \dot{X}_i \frac{\partial m(X)}{\partial X_i} = \sum_{i=1}^n F_i(X, c) \frac{\partial m(X)}{\partial X_i}. \quad (4)$$

The maximin shadow values at state X are given by $\frac{\partial m(X)}{\partial X_i}$ and depend only on the current state X and not on the economic decisions c . That is to say, for the current value of X , shadow values are the same whatever the trajectory determined by the current decisions c and the functions $F_i(X, c)$. These shadow-values are the basis of an accounting system for sustainability that does not depend on the assumptions on the path followed by the economy.

¹We shall consider only regular maximin problems (Burmeister and Hammond, 1977) in our illustrations. For a discussion on *regularity* and non-regularity in maximin problem, see Doyen and Martinet (2012); Cairns and Martinet (2014); Cairns et al. (2019).

From now on, we consider any given development path, from initial state $X(0) = X_0$, and a *resource allocation mechanism* (*ram*) $\gamma(X, t)$, which defines decisions at all times as $c(t) = \gamma(X(t), t) \subset C(X(t))$. The *ram* is not necessarily efficient or optimal with respect to some criterion. It just represents some decision rules. The economic trajectory is defined according to the dynamics in (1), starting from X_0 , and according to the *ram* γ . At any time along this development path, the current maximin value $m(X(t))$ can be related to the initial maximin value $m(X_0)$ as follows:

$$m(X(t)) = m(X_0) + \int_0^t M(X(s), \gamma(X(s), s)) ds . \quad (5)$$

The integral on the right-hand side of eq.(5) corresponds to the sum over time of the changes in the maximin value. The very-long run sustainability level would be captured by the limit of the maximin value, i.e., $m(X(\infty))$. This limit can be reached in finite time. As soon as utility reaches the maximin value ($U(X(t), \gamma(X(t), t)) = m(X(t))$), a positive net maximin investment is no more possible (Cairns and Martinet, 2014, Theorem 1). Growth has to stop. In our study of sustainable growth paths, we thus assume that the *ram* corresponds to some growth pattern initially, but that it changes to maximin decisions if utility reaches the maximin value.

It is important to identify when such a change has to happen, and how the current *ram* affects a sustainable development path. As an infinite number of such *ram* could be considered, we base our examples on particular *rams*, that correspond to deviations from the maximin path. This choice is purely illustrative, with no normative basis.

A particular *ram*: local deviation from the maximin path The maximin program prescribes a constant utility path in regular problems, and is not consistent with a growth pattern. Rawls (1971) acknowledged that economic growth may be necessary to reach a state of the economy in which material resources are sufficient to implement a “just society.” He pointed out that the maximin principle must be modified to allow for economic growth. We propose local deviations from the maximin program that allow for growth. These deviations are based on a reduced

utility that results in extra savings.

Formally, these deviations are constructed as follows. Denote the co-state variables of the capital stocks in a maximin problem by μ_i , $i = 1, \dots, n$. The maximin problem can be mathematically expressed as the maximization of the Hamiltonian $H(X, c) = \sum_{i=1}^n \mu_i \dot{X}_i$, subject to the constraint $U(X, c) \geq m(X)$ (Cairns and Long, 2006). It is equivalent to maximize the Lagrangean:

$$\begin{aligned} L(c, X, \nu) &= H(X, c) + \nu (U(X, c) - m(X)) \\ &= \sum_{i=1}^n \mu_i \dot{X}_i + \nu (U(X, c) - m(X)) , \end{aligned}$$

where ν is the dual variable of the equity constraint $U(X, c) \geq m(X)$. The term $\nu (U(X, c) - m(X))$ satisfies the complementarity slackness condition, and is always equal to zero. Cairns and Long (2006, Proposition 1) show that the co-state variables of a maximin problem are equal to the derivatives of the maximin value function with respect to the state variables: $\mu_i = \frac{\partial m}{\partial X_i}$. Therefore, $M(X, c) = \sum_{i=1}^n \frac{\partial m(X)}{\partial X_i} \dot{X}_i = \sum_{i=1}^n \mu_i \dot{X}_i$, and the previous Lagrangean can be written as

$$L(c, X, \nu) = M(X, c) + \nu (U(X, c) - m(X)) .$$

The maximin problem is thus tantamount to maximizing the net investment at maximin shadow values, subject to the constraint that consumption is no less than the maximin value.² Moreover, along the maximin path, the Hamiltonian is nil (the Hartwick (1977) rule):

$$H(X, c) = M(X, c) = \sum_{i=1}^n \mu_i \dot{X}_i = 0.$$

The maximin problem and solution can be interpreted as follows. A regular maximin solution is the highest feasible minimal utility (the highest level of utility that

²In a context of efficiency and optimality (including the maximin case), Asheim and Buchholz (2004) interpret the maximization of the Hamiltonian as a strategy of “no waste of welfare improvement,” which maximizes welfare improvement (i.e., net investment at some shadow-values) subject to a constraint on current utility. In our non-efficient, non-optimal setting, when welfare is not specified to be the maximin value, the interpretation is modified, as we indicate below.

is compatible with the satisfaction of the equity constraint (3)). The consumption and investment decisions result in an egalitarian and efficient utility path. Along this path, net investment is maximized but takes value zero. There is no room for growth.

If utility is lower than the maximin level, the resources freed up can be invested to increase the maximin value, and hence the sustainability capacity of the economy. We consider “deviations” from the maximin problem, in the sense that the sustainability constraint is relaxed and current utility is made lower than the maximin level. We explore the case in which the *ram* maximizes maximin investment subject to a postulated time path of the utility levels $\bar{U}(t)$. This program is equivalent to maximizing the modified Lagrangean,

$$\tilde{L}(c, X, \tilde{\nu}) = M(X, c) + \tilde{\nu} (U(X, c) - \bar{U}(t)) .$$

That is to say, the program is to maximize $M(X, c)$ subject to a modified constraint, $U(X, c) \geq \bar{U}(t)$, $t \geq 0$. The modified complementarity slackness condition is again equal to zero.

Definition 1 Instantaneous maximization of sustainability improvement. *The ram is said to maximize sustainability improvement at current time if decisions c maximize the increase of the maximin value subject to the given current utility:*

$$\begin{aligned} c \text{ maximizes } M(X, c) &= \sum_{i=1}^n F_i(X, c) \frac{\partial m(X)}{\partial X_i} & (6) \\ \text{s.t. } U(X, c) &\geq \bar{U}(t) \end{aligned}$$

The interpretation of this particular *ram* is that the current generation consumes less than the sustainable, maximin level and relaxes the limit to growth as much as possible, given its own target utility. This mechanism has the advantage of generating trajectories along which the maximin value increases over time so long as the utility is lower than the maximin value. This program is in line with our focus on sustainable growth.³

³Other *ram* could result in trajectories along which the maximin value decreases at some time,

3 Illustrative examples

To illustrate the links among initial utility, growth, and long-run utility, we study the development pattern generated by a *ram* in two canonical models. First, we use the simple fishery as a model with a single decision to illustrate sustained development with a given growth pattern and the associated considerations on the trade-off between current sacrifice and long-run utility. In this model, the bliss level is the so-called Maximum Sustainable Yield (MSY), which is not necessarily the long-run level achieved by the society. We then introduce the more sophisticated Dasgupta-Heal-Solow (DHS) model of production and consumption with a manufactured capital stock and a nonrenewable resource stock. Although this canonical model is still simple, it encompasses sufficient elements to allow us to discuss the cases of maximization of sustainability improvement. In the DHS model there is no exogenous bliss level and the long-run consumption is also endogenous.

3.1 The Simple Fishery

The natural rate of growth of the fish stock $S(t)$ at time t is $S(t)[1 - S(t)]$, fishing effort is denoted by $E(t)$ and the consumption (harvest) of the resource is $C(t) = S(t)E(t)$. We study the following simple model of the evolution of the stock:⁴

$$\dot{S}(t) = S(t) [1 - S(t)] - S(t)E(t). \quad (7)$$

in spite of the fact that current utility is lower than the maximin value (a case of “sustainability decline due to investment choices” described in Cairns and Martinet, 2014).

⁴This model is often written using the parameters r , S_{sup} and q to represent the natural growth rate of the resource, its carrying capacity, and the catchability of the resource, so that

$$\dot{S}(t) = rS(t) \left(1 - \frac{S(t)}{S_{sup}}\right) - qS(t)E(t).$$

In our model, without loss of generality we define units of time, of effort and the resource such that $r = 1$, $S_{sup} = 1$, and $q = 1$. The expressions are less cumbersome, but one must be careful to keep track of the units in which the variables are measured.

We assume that the effort E belongs to the interval $[0, 1]$. The open-access regime has $E(t) = E_0 = 1$.

In this model, the highest sustainable level of consumption is called the “maximum sustainable yield” (MSY). Its value is

$$C_{MSY} = \max_S [S(1 - S)] = \frac{1}{4}.$$

The associated stock is $S_{MSY} = \frac{1}{2}$ and the equilibrium level of effort is $E_{MSY} = \frac{1}{2}$. The MSY stock is a benchmark for the study of both ecological and economic overexploitation.⁵ If the initial state S_0 is lower than that associated with the MSY, the maximin criterion (2) leads to a constant harvest in equilibrium, $C(t) = S_0(1 - S_0)$. If the initial state is above the MSY level, the maximin value is the MSY harvest. The maximin value of a given state S is

$$m(S) = \begin{cases} S_{MSY}(1 - S_{MSY}) & \text{if } S > S_{MSY}, \\ S(1 - S) & \text{if } S \leq S_{MSY}. \end{cases} \quad (8)$$

If $S \leq S_{MSY}$, the level of effort, E^{mm} , on a maximin path is such that the harvest is equal to the natural growth, so that $E^{mm}S = S(1 - S)$, or $E^{mm} = 1 - S$.

Let the initial state S_0 be lower than the MSY biomass, i.e., $S_0 < S_{MSY}$, as may have occurred if the economy has been facing a “tragedy of the commons” for some time because of an initial open access to the resource. The stock can be considered to be over-exploited, or vulnerable to over-exploitation, with a low sustainable (maximin) level of exploitation. A sacrifice is required for the stock to recover.

Effect of current sacrifice on instantaneous sustainability improvement

We first examine the effect of current reduction of consumption with respect to the maximin level (steady state consumption) on sustainability improvement.

⁵For sake of simplicity, we do not consider the cost of effort. As a result, the maximum economic yield (golden rule) coincides with the maximum sustainable yield. If there is a cost of effort, the golden rule stock is larger than the MSY stock.

In this simple fishery model, for a capital stock $S < S_{MSY}$, maximin improvement is given by

$$M(S, E) = \frac{dm(S)}{dt} = \frac{dm(S)}{dS} \dot{S} = (1 - 2S)(S(1 - S) - SE) . \quad (9)$$

Eq. (9) gives the sustainability improvement as a function of the fishing effort E and current stock S . This equation can be interpreted as the product of two effects: a current stock effect $(1 - 2S)$ and a sacrifice effect corresponding to the net investment / foregone consumption $(S(1 - S) - SE)$. The stock effect is the marginal productivity of the stock and measures the additional productivity of a marginal sacrifice. The sacrifice effect corresponds to the foregone consumption with respect to the maximin level. Along a maximin path, one would have no sacrifice, with the full consumption of the produced resource and a stationary resource stock, i.e., $SE = S(1 - S)$ and $\dot{S} = 0$. The greater the sacrifice with respect to current maximin value, the larger the sustainability improvement. Also, the smaller the current resource stock, the larger the maximin improvement for a given sacrifice. At or above the MSY stock $S_{MSY} = 1/2$, sacrifices have no effect.

Long-run recovery under constant effort We now consider the long-run effect of a reduction of the fishing effort, and thus of consumption, with respect to the sustainable, maximin level. For illustrative purpose, we consider a very simple *ram*, with constant fishing effort.⁶

Let a level of effort be chosen and remain constant at the level $E_0 \in [0, 1]$. Such a strategy could aim at increasing the available resource and sustainable consumption while maintaining an acceptable level of employment in the fishery. Consumption is given by $C(t) = E_0 S(t)$ and the dynamics of the exploited resource becomes

⁶Many fisheries are managed under very simple rules, such as a constant effort or constant quotas. The Alaskan Pacific halibut stock (Singh et al., 2006) and the Chilean jack-mackerel fishery (Martinet et al., 2016) have been described as managed with a constant harvest rate. These rules have also been discussed in theoretical settings (see, e.g., Hannesson and Steinshamn, 1991; Quiggin, 1992).

$$\dot{S}(t) = S(t)(1 - E_0 - S(t)). \quad (10)$$

Along this trajectory, the stock evolves as

$$S(t) = \frac{1 - E_0}{1 + \left(\frac{1-E_0}{S_0} - 1\right) e^{-(1-E_0)t}}. \quad (11)$$

The system tends toward a limit, $S_\infty = 1 - E_0$. For $E_0 = 1$, the stock is eventually exhausted.

The rule of constant effort completely determines the trajectory of the fishery. By eq. (8), when $S < S_{MSY}$, the maximin level of effort is $E^{mm}(S) = 1 - S$. This level of effort maintains the stock at a stationary level that may correspond to a “poverty trap.” In order to recover from a period of overfishing, society must harvest less than the maximin level $m(S) = S(1 - S)$ so that the stock can grow and the maximin value function can increase along the trajectory. There is no “free lunch” for the future. Current effort must be less than $E^{mm}(S_0)$, and consumption less than $C^{mm} = S_0(1 - S_0)$.

Under a strategy of constant effort, with $E(t) = E_0 < 1 - S_0 = E^{mm}(S_0)$, consumption increases with the stock size. Fig. 2 depicts the following trajectories through time, beginning at the stock $S_0 = 0.1$:

- The natural growth of the stock (without harvesting).⁷
- The growth of the resource stock with constant fishing effort $E_0 = E^{MSY} = \frac{1}{2}$. The stock tends toward S_{MSY} . This trajectory is labeled “stock recovery.”
- The trajectory of the maximin value along the trajectory for $E_0 = \frac{1}{2}$. The maximin value increases toward the MSY level.
- The consumption pattern, which increases as the stock increases and catches up to the maximin value. Consumption tends toward the MSY.

⁷With no consumption ($C(t) = 0$, i.e., $E(t) = 0$), the dynamics of the resource stock is given by $S(t) = \frac{1}{1 + e^{-t}(\frac{1}{S_0} - 1)}$. The stock recovers faster, but the present generation does not consume at all.

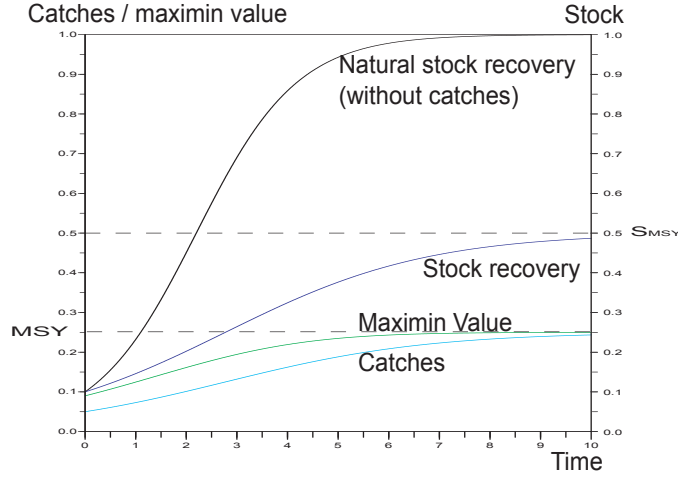


Figure 2: Evolution of the maximin value function along a constant effort trajectory $E(t) = E^{MSY} = \frac{1}{2}$ leading to Maximum Sustainable Yield

We stress that the recovery of the fishery (and thus the increase in consumption) is possible only because consumption is lower than the maximin level at all times. The long-run consumption depends on the reduction of the current consumption, the constant fishing effort being between the maximin value $E^{mm}(S_0) = 1 - S_0$ and the MSY value $E^{MSY} = \frac{1}{2}$. A lower fishing effort, and hence current consumption, entails a higher long-run consumption.⁸ Fig. 3 presents the trajectories of maximin value and catches for three different recovery strategies (for three different effort levels) with, again, an initial fish stock $S_0 = 0.1$. For this stock, the initial maximin value is $m(S_0) = S_0(1 - S_0) = 0.1(1 - 0.1) = 0.09$. The evolutions of the stock for the different scenarios are not represented on the figure

- The first strategy (trajectories denoted by $MV_{0.9}$ and $C_{0.9}$) corresponds to a constant fishing effort $E_0 = E^{mm} = 0.9$. At this effort level, the stock is in equilibrium at the initial value, i.e., $S_\infty = S_0 = 0.1$. The harvest is equal to

⁸Effort levels below $\frac{1}{2}$ are not considered as they would result in lower catches both for present and future generations, with a steady state stock larger than the stock yielding the MSY

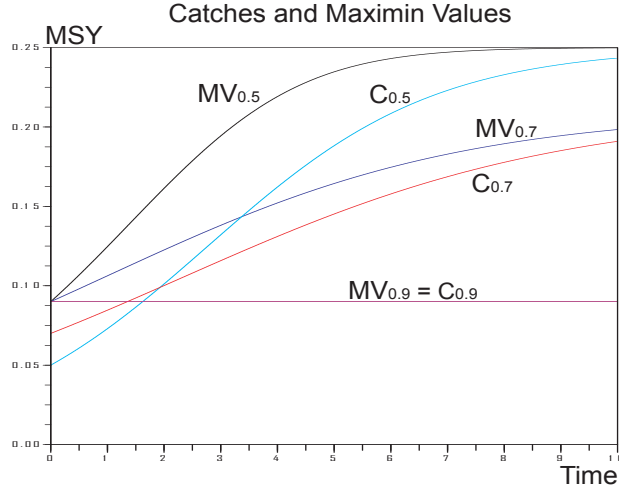


Figure 3: Sensitivity analysis with respect to the constant effort level, with values $E_0 = E^{MSY} = \frac{1}{2}$ (growth toward the MSY), $E_0 = 0.7$ (intermediate case), and $E_0 = E^{mm}(S_0) = 0.9$ (maximin path without growth)

the maximin value from the initial stock at all times, i.e., $C(t) = C^\infty = 0.09$. A policy maintaining effort or employment at this level entrenches poverty.

- The second strategy (trajectories denoted by $MV_{0.7}$ and $C_{0.7}$) corresponds to a constant fishing effort $E_0 = 0.7 < E^{mm}$. The fish stock increases asymptotically toward a limit, $S_\infty = 1 - E_0 = 0.3$. The harvest increases toward the maximin harvest for this limit, $C^\infty = S_\infty(1 - S_\infty) = 0.21$, which is lower than the MSY.
- The third strategy (trajectories denoted by $MV_{0.5}$ and $C_{0.5}$) is that depicted in Fig. 2, with the fishing effort set constant at the MSY equilibrium effort, $E^{MSY} = 0.5$. The maximin value increases asymptotically toward the MSY value and the harvest increases toward the MSY, which is $C^\infty = 0.25$.

There is a non-linear relationship between C_0 and C_∞ which is determined by the chosen (constant) effort level. Recovery effort belongs to $[E^{MSY}, E^{mm}(S_0)]$. If

the effort is small and equal to E^{MSY} , present consumption is low ($C_0 = E^{MSY} S_0$) and the limiting consumption is the MSY. If the effort is equal to $E^{mm}(S_0)$, the stock remains at the initial level S_0 , and the present and limiting consumption are equal. (There is no growth.) This is the maximin path. Intermediate cases are defined according to the relationship

$$C_\infty = \lim_{t \rightarrow \infty} E_0 S(t) = E_0(1 - E_0) = \frac{C_0}{S_0} \left(1 - \frac{C_0}{S_0}\right), \quad (12)$$

for $C_0 \in [S_0/2, S_0]$, i.e., for $E_0 \in [1/2, 1]$. The possibility frontier between present and long-run consumption is described by Fig. 4.

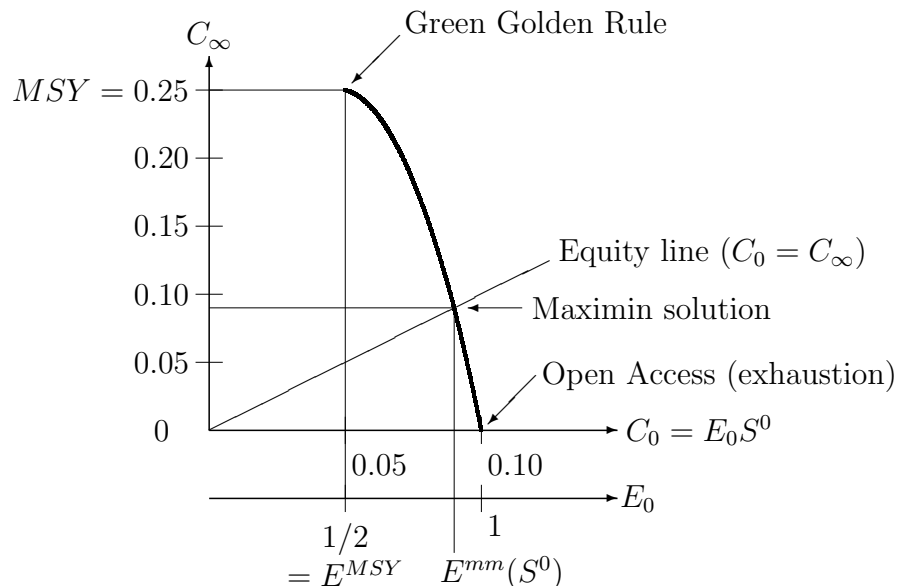


Figure 4: Trade-off between present consumption and long-run consumption in a fishery with constant effort and $S_0 = 0.1$.

Any pair (C_0, C_∞) that is achievable with constant effort $E_0 \geq 1/2$ belongs to this frontier. For this family of *rams*, different normative criteria would prescribe different initial consumption and result in different long-run consumption. Several particular solutions are represented in Fig. 4, including the Green Golden Rule (Chichilnisky et al., 1995), that maximizes C_∞ , the myopic behavior from open

access, maximizing C_0 , and the maximin that accounts for the minimal consumption level and result in no growth, with $C_0 = C_\infty$.

The results in this section emphasize that there is a trade-off between the current consumption and long-run sustainability, given the postulated growth pattern. The model is, however, too simple to study investment patterns. We thus turn to a 2-sector model.

3.2 The Dasgupta-Heal-Solow Model

Consider a society that has stocks of a non-renewable resource, S_0 , and of a manufactured capital good, K_0 , at its disposal at time $t = 0$. It produces output (consumption c and investment \dot{K}) by use of the capital stock and by depleting the resource stock at rate

$$r(t) = -\dot{S}(t), \quad (13)$$

according to a Cobb-Douglas production function:⁹

$$c + \dot{K} = F(K, r) = K^\alpha r^\beta, \text{ with } 0 < \beta < \alpha, \text{ and } \alpha + \beta \leq 1. \quad (14)$$

This model has been used by many authors to study the implications of exhaustibility of an essential resource for sustainability. If the discounted-utility criterion is applied to this economy, consumption decreases asymptotically toward zero (Dasgupta and Heal, 1974, 1979). Analysis of how consumption can be sustained requires a different approach from discounted utilitarianism. For given levels of the capital and resource stocks, Solow (1974) and Dasgupta and Heal (1979) show that the maximal consumption that the economy can sustain, the *maximin* value, is given by

$$m(S, K) = (1 - \beta)(\alpha - \beta)^{\frac{\beta}{1-\beta}} S^{\frac{\beta}{1-\beta}} K^{\frac{\alpha-\beta}{1-\beta}}. \quad (15)$$

This aggregate of the two stocks is an increasing function of both stocks. It measures the capacity of the economy to sustain utility.

⁹We consider the Cobb-Douglas case for simplicity, because it guarantees the existence of a regular maximin path, and the maximin value is well-known for this case. Asheim et al. (2013) characterize the conditions for a maximin solution to exist in this model in general.

Effect of current sacrifice on instantaneous sustainability improvement

Here again, we start by considering the case in which consumption is reduced with respect to the maximin value, and how it improves sustainability.

In the DHS model, maximin improvement is given by

$$\begin{aligned} M(K, S, c, r) = \frac{dm(K, S)}{dt} &= \frac{\partial m(K, S)}{\partial K} \dot{K} + \frac{\partial m(K, S)}{\partial S} \dot{S} \\ &= \frac{\partial m(K, S)}{\partial K} (K^\alpha r^\beta - c) - \frac{\partial m(K, S)}{\partial S} r \end{aligned} \quad (16)$$

Contrary to the single-stock problem of the fishery, a sacrifice does not necessarily entail sustainability improvement in the DHS model. For a level of consumption $c < m(S, K)$, the expression in eq. (16) may be either positive or negative depending on the extraction level, and thus production and investment.

As explained previously, we consider a particular *ram* that is a deviation from the maximin path. This is for illustrative purpose only, and the same exercise could be done with another *ram*. The level of natural resource extraction that maximizes M conditional on the consumption level, is given by the following extraction rule $\hat{r}(K, S)$:¹⁰

$$\hat{r}(K, S) = (\alpha - \beta)^{\frac{1}{1-\beta}} S^{\frac{1}{1-\beta}} K^{-\frac{1-\alpha}{1-\beta}}. \quad (17)$$

This feedback rule is the same as the one along the maximin path. At any given state, maximizing sustainability improvement entails producing the same as for the maximin path at the current state, and investing any amount of capital freed up by a sacrifice of current consumption.¹¹

Under this strategy of maximizing sustainability improvement through the extraction rule $\hat{r}(K, S)$, net investment can be expressed as a function of the state

¹⁰Mathematical details are in the appendix.

¹¹Note that this path can be implemented by controlling the resource price. In a competitive economy, the resource is used up to the point at which its marginal product equals its price. The marginal product is $F'_r = \beta K^\alpha r^{\beta-1}$, which is equal to $(\beta K)/[(\alpha - \beta)S]$ for the feedback extraction rule (17). This provides a pricing rule for the resource. Note that this pricing rule is exactly the same as along the maximin path (but the actual price evolves differently from the maximin price over time as the stocks evolve differently). The program only deviates from maximin with respect to the consumption.

variables and the consumption only:

$$M(K, S, c, \hat{r}(K, S)) = \frac{\partial m}{\partial K}(K^\alpha \hat{r}^\beta - c) - \frac{\partial m}{\partial S} \hat{r} .$$

This expression is linear in the current consumption (or symmetrically, current sacrifice), just as in the fishery model. It equals zero when the consumption equals the maximin level and net investment is nil, and is positive whenever the consumption is lower than the maximin level, corresponding to a positive net investment. The marginal effect of the sacrifice is proportional to the shadow value of the capital stock.

Trade-off between current consumption and long-run consumption for constant growth rate development paths

Sustainable growth in the DHS model corresponds to growth from an initial level of consumption c_0 lower than the maximin value $m(S_0, K_0)$. In this model, sustainable growth without limit is possible, for example when considering hyperbolic discounting (Pezzey, 2004) or following a constant saving rate rule, which can correspond to some undiscounted utilitarian optima (Asheim and Buchholz, 2004; Asheim et al., 2007; D’Autume and Schubert, 2008). As our purpose is to illustrate cases in which growth induces a catching up of the maximin value in finite time, we consider that society initially pursues consumption growth at a constant rate $g > 0$, a growth pattern that is not sustainable in the long-run without technological progress (Stiglitz, 1974; Llavador et al., 2011).¹² We assume that the consumption side of the economy is determined by the constant growth rate pattern, with consumption

$$c(t) = c_0 e^{gt} . \tag{18}$$

To complete the *ram*, we assume that the current generation maximizes sustainability improvement, though the feedback extraction rule $\hat{r}(K, S)$.

¹²Any other growth pattern could have been used for illustrative purpose. A constant rate of growth seems a natural choice as it has been used by other authors, such as Lowenstein and Sicherman (1991) and Frank and Hutchens (1993). The World Bank (2011) assumes that consumption changes at a constant rate in its study of sustainable development and Llavador et al. (2011) provide that utility changes at a constant rate.

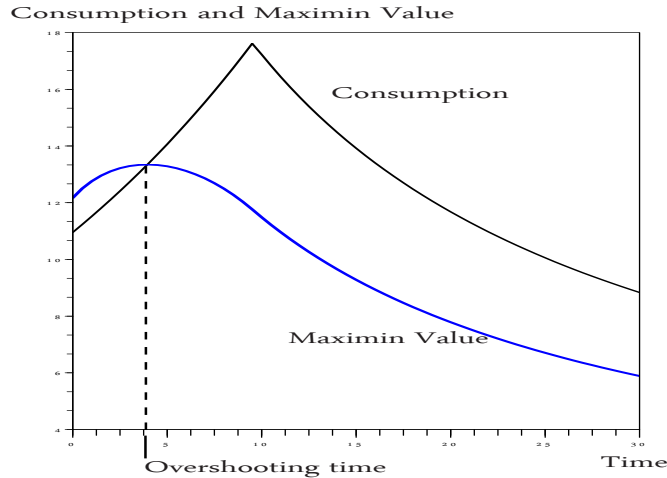


Figure 5: Exponential consumption and Maximin value function, for $(K_0, S_0) = (10, 100)$, $\alpha = 2/3$ and $\beta = 1/3$, $m(K_0, S_0) \approx 12.17$, initial consumption $C_0 = 0.9m(K_0, S_0) \approx 10.95$ and growth rate $g = 0.05$.

The limit to growth. There is a limit to the time for which growth can be supported at rate g . If growth is pursued without considering the maximin value and its evolution, consumption overshoots the sustainable level at some time, and the economy ultimately collapses, as illustrated in Fig. 5. To avoid this unsustainable type of trajectory, the economy must switch at some time T from the exponential growth path to a maximin path characterized by constant consumption $c_\infty \equiv m(S(T), K(T))$. In fact, the long-run level of consumption is endogenous, and is defined at the time at which consumption catches up with the maximin level.¹³ Fig. 6 illustrates two sustained-development paths starting from the same initial state and thus the same maximin value, but with different initial consumption and

¹³Another possibility is to imagine a path for which the consumption smoothly approaches the maximin value. For example, the path followed could be a logistic growth curve. This path would be more difficult to solve than the path proposed in the text but would give no more insight into the problem. With quasi-arithmetic growth (Asheim et al., 2007), there is no limit to growth: the dynamic limit represented by the maximin value increases forever along with consumption.

growth rates. The long-run, sustained consumption is different. The first path correspond to a sustainable version of the overshooting path of Fig. 5, in which the consumption pattern switches to constant consumption once the maximin level is reached. The other path has a lower initial consumption (higher sacrifice), a higher growth rate, a longer growth period and a larger long-run consumption level.

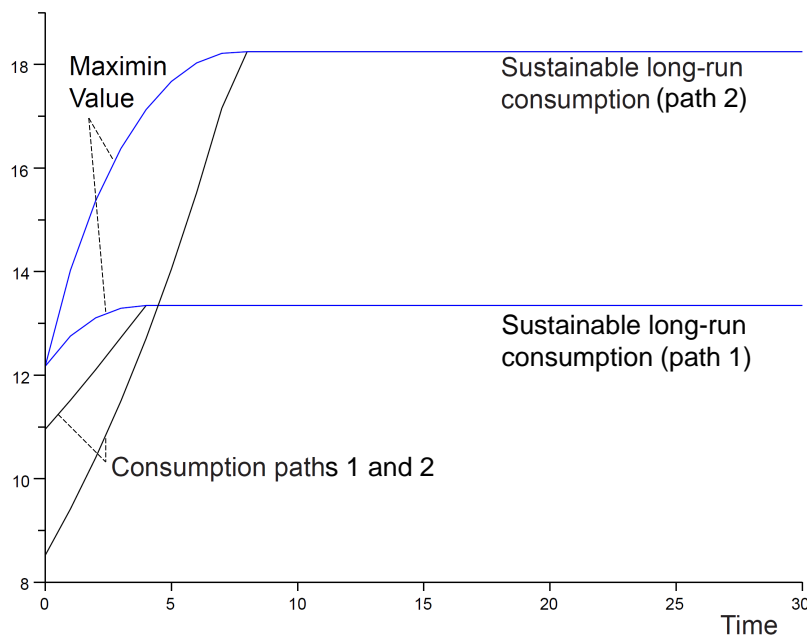


Figure 6: Exponential consumption and Maximin value function, for $(K_0, S_0) = (10, 100)$, $\alpha = 2/3$ and $\beta = 1/3$, $m(K_0, S_0) \approx 12.17$. Path 1 is plotted with $C_0 = 0.9m(K_0, S_0) \approx 10.95$, a growth rate $g = 0.05$ and $C^\infty \approx 13.35$. Path 2 is plotted with $C_0 = 0.7m(K_0, S_0) \approx 8.52$, a growth rate $g = 0.1$ and $C^\infty \approx 18.25$.

Growth at rate $g > 0$ demands that $c_0 < m(S_0, K_0)$. The larger the initial sacrifice, the more room there is for growth. In the example of Fig. 6, the maximin value is increased by about 50% with the path with the largest sacrifice (and slightly less than 10% for the other path), in spite of a larger growth rate. The growth rate

and the duration of the growth period are linked to the initial consumption and the long-run consumption. If two of the four are given, the two others can be derived. For any initial pair of stocks (S_0, K_0) and the associated maximin value $m_0 = m(S_0, K_0)$, it is possible at time $t = 0$ to choose any pair

$$(c_0, g) \in]0, m_0[\times]0, \infty[\cup (m_0, 0) \text{ .}$$

The path in which $(c_0, g) = (m_0, 0)$ is the maximin path starting from the initial state. It has no growth. A path in which $(c_0, g) \in]0, m_0[\times]0, \infty[$ (so that $c_0 < m_0$ and $g > 0$) has growth. However, growth at a constant rate cannot go on forever. There is an endogenous time $T(S_0, K_0, c_0, g)$ at which consumption catches up to the dynamic maximin value, i.e., $c(T) = c_0 e^{gT} = m[S(T), K(T)]$. From then on, growth is no longer sustainable, and the level of consumption must remain at the maximin level; i.e., for $t \geq T$, sustainability implies that $c(t) = m(S(T), K(T))$.¹⁴

Along any growth path, the *ram* that society implements imposes the long-run utility level. In our example of an exponential growth path, initial consumption, the rate of growth, and the very long-run consumption are interconnected. Fig. 7 depicts a convex-concave correspondence from the initial pair (S_0, K_0) to the attainable frontier, $\{(c_0, g, c_\infty) \text{ feasible from } (S_0, K_0)\}$. Growth is possible only if $c_0 < m(S_0, K_0)$.¹⁵ For a given growth rate, a lower level of initial consumption allows a higher long-run level. For a given initial consumption, a lower growth rate allows a higher long-run consumption (as the actual consumption catches the maximin level more slowly). Given the initial level of consumption c_0 , there is a trade-off between the eventual maximin consumption that is sustained after some time T (endogenous to the path followed) and the rate of growth that is sustained up to that level. A level of present consumption that is closer to the maximin value

¹⁴At the endogenous time T , only the part of the *ram* that drives consumption has to change, from allowing consumption to grow at rate g to keeping consumption constant at $c_\infty = m(S(T), K(T))$. Resource use is still determined by the maximization of sustainability improvement. Generations from time T enjoy the high, sustainable consumption level reached.

¹⁵“Degrowth” ($g < 0$) is required if $c_0 > m(S_0, K_0)$.

$m(S_0, K_0)$ entails a lower prospect for growth.

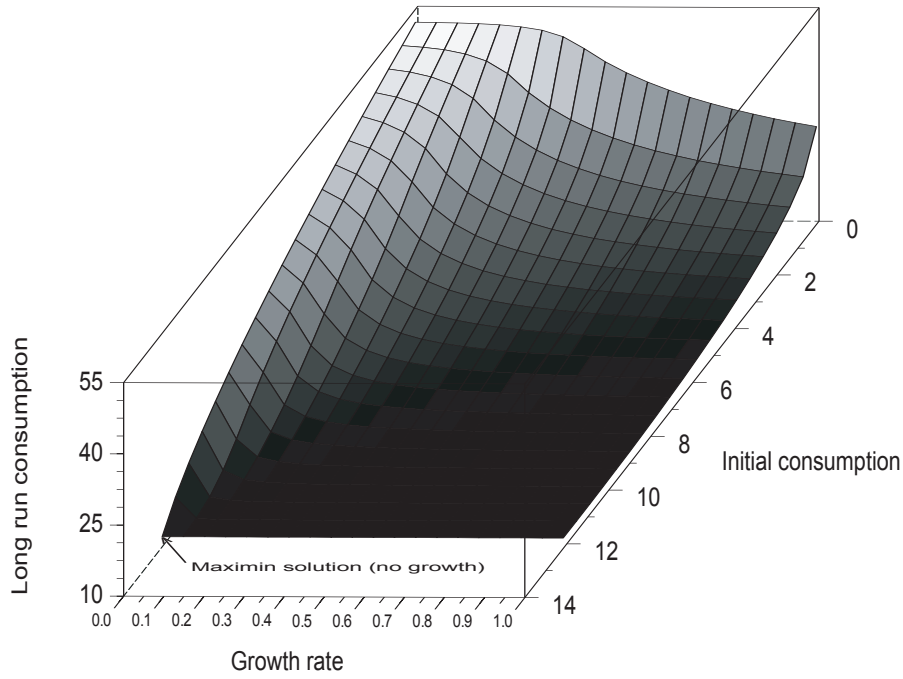


Figure 7: Links between initial consumption, growth rate, and long-run (sustained) consumption in the DHS model

4 Discussion

The previous examples illustrate the links between sacrifice and long-run sustainability that we stressed in the conceptual section. Under a given development pattern, the endogenous limit to growth, whenever there is one, is given by the co-evolution of current utility and maximin value. In a fishery driven by a constant-effort rule, there is a direct link between present consumption and long-run consumption. In

the DHS model, even for a given consumption growth pattern, the evolution of the maximin value depends on the investment decisions, and thus on the *ram*. The more decision variables there are in the economy, the more ways there are to deviate from the maximin path. This calls for a careful examination of the long-run consequences of the current *ram* on sustainability. It is important to study the effect of the current *ram* on the maximin value, in the short and the long run, even when maximin is not a social objective, for two reasons.

The first reason is that, whenever the current development pattern is not consistent with infinite growth, it is of interest to assess the very long-run consequences of current decisions on sustainability. Chichilnisky (1996) argued that the long-run utility reached by a development path should be accounted for in the definition of an optimality criterion for sustainability. We essentially carry the same message, but in a non-optimal framework. Few criteria make this analysis possible. Discounted utility neglects the very long-run (Chichilnisky's dictatorship of the present). Both the green golden rule and the undiscounted utility criterion are oversensitive to the very long run, and exhibit Chichilnisky's dictatorship of the future. Comparing non-optimal trajectories with these criteria is thus unsatisfying. Using Chichilnisky's criterion would be a solution, but it requires knowing the full development path. Relying on the information available at current time is less demanding in terms of assumptions. An important stream of literature adopts such a short-term, instantaneous perspective, studying the links between current net investment on the one hand, and welfare improvement and sustainability on the other hand. This literature focuses on (different measures of) Net National Product (NNP) and the significance of its growth through genuine savings, mainly in an optimality framework with intertemporal welfare defined as discounted utility (Asheim, 2000, 2007; Asheim and Weitzman, 2001).¹⁶ The main objective of this literature is to determine

¹⁶Papers departing from the optimality or efficiency assumptions (e.g., Dasgupta and Mäler, 2000; Arrow et al., 2003) use discounted utility as a welfare function. Papers departing from discounting utility assume efficiency, and relate their results to optimality with respect to the maximin criterion or undiscounted utility (Asheim and Buchholz, 2004; Asheim, 2007). No paper departs from both assumptions.

how to account for changes in society’s productive capacities, and how to interpret it. It emphasizes that wealth accounting is a proper way to account for both welfare improvement and sustainability improvement (Dasgupta and Mäler, 2000; Asheim, 2000). There are some connections between sustainable income (i.e., the maximin value) and NNP (Asheim, 2000). A necessary condition for the maximin value to be non-decreasing along an optimal discounted utility path is that green NNP increases (Onuma, 1999). But it is clear from the literature that a positive growth of NNP in the discounted utility framework does not indicate sustainability, either in the short or in the long run (Asheim, 1994, 2000). Asheim (2003) provides an interesting synthesis of the way different assumptions can be combined to obtain different results. No results are obtained without assuming optimality or discounted utility as a measure of welfare, either regarding welfare accounting or sustainability accounting (see Asheim, 2003, Tables 1 and 2). If one has no legitimate definition of welfare to work with, and if efficiency is dropped too, one is left with no tool to assess a current situation’s sustainability.¹⁷ We argue that, in this case, accounting for net maximin investment is of interest. Such an accounting does not measure welfare improvement, but sustainability improvement. This is consistent with the idea that “sustainability is about making it possible for future generations to achieve some outcome, [...] sustainability defined in this way can be ascertained without making a precise prediction about the future generations’ decisions, since only their possibility set matters” (Fleurbaey, 2015, p.37). Sustainability improvement informs current generations about the “room” left for growth to future generations, without making any assumption on what is welfare, or what future generations’ decisions may be.

The second reason is that, when a growth pattern that is not sustainable in the long-run is followed, at some point in time the maximin value is reached, imposing a necessary change of *ram* for sustainability. Along an optimal discounted utilitarian

¹⁷In a single capital stock model *à la* Ramsey, if there is no technological change and future generations have the same technology as the current generation but differ in terms of preferences (and possibly preferences regarding growth), consumption-NNP could be used to compare the consumption opportunities offered by the capital stock transmitted over time (Asheim, 2011). Such a metric is, however, not available in economies with several capital stocks.

growth path, instantaneous utility increases if and only if genuine savings are decreasing (Hamilton and Withagen, 2007),¹⁸ meaning that optimal growth comes with a decreasing net investment. In their study of discounted utilitarian paths with a sustainability constraint, Asheim and Buchholz (2004, p.378) show that “real NNP growth approaching zero indicates that unconstrained development is no longer sustainable.” It is thus important to assess when net investment becomes inconsistent with sustainability, whether the development path is optimal or not. Studying the evolution of the maximin value and how the current utility gets close to it informs on the timing of such a change in *ram*. Examining how current *ram* differs from the maximin decisions also informs on how important the changes have to be to implement sustainability.

In this paper, we proposed a discussion of the links between current consumption sacrifice (with respect to the maximin value) and long-run sustainability improvement, without optimality or efficiency assumptions. Even if our analysis focuses mainly on illustrative cases, the issues we raise are general. First, sustainable growth requires current utility to be lower than the maximin level *and* investment to be such that the maximin value is increasing so that current sacrifice makes room for growth. Second, there may be a limit to the increase of maximin, and hence of the utility reached in the long-run, that is endogenous to the chosen growth pattern, and so to the current *ram*.

Our DHS example relies on a particular *ram* combining a given consumption growth pattern with the instantaneous maximization of sustainability improvement. In a sense, the investment strategy is such that the current generation deviates from the maximin path to improve sustainability, but without taking into account that the future generations may do the same. The *ram* maximizes an instantaneous criterion and not an intertemporal one. The development path it generates is surely

¹⁸This result is due to conservation laws along optimal growth paths (Martinet and Rotillon, 2007), and more specifically to the conservation of the current value Hamiltonian, which is equal to the sum of instantaneous utility and net investment.

not efficient. Studying the trade-off between current sacrifice and long-run utility could be done by maximizing the sustainable level $m(X(T))$ reached in the long-run. Such an intertemporal optimization will likely yield investment strategies that differ from the maximization of sustainability improvement, and ensure intertemporal efficiency. It, however, requires assuming that the resulting path will be followed by future generations. Our myopic approach eschews making such an assumption and considers only the potential room for growth bequeathed to them by the current generation. This may be considered as a benefit, because it does not rely on assumptions on what future generations do, nor bind them to a given intertemporal trajectory.

An interesting question is to study how the recursive choice of successive generations for sustainable growth may shape the development path. Fleurbaey (2015) discusses different ways to incorporate sustainability indicators within a welfare function, including an approach that evaluates the future only in terms of the ability of future generations to sustain utility. In a discrete time framework, the intergenerational welfare is then $W^d(U(X_0, c_0), m(X(1)))$, where $X(1)$ is the capital stock inherited by the next generation. This criterion depends on present utility and future maximin value. The closest criterion in a continuous time framework would combine current utility with the current change in the maximin value, i.e., $W^c(U(X_0, c_0), M(X_0, c_0))$. As emphasized by Fleurbaey (2015, p. 44) and by Geir Asheim (private discussions), if all generations act so that to maximize such a welfare measure, the resulting development path is likely to be inefficient.

Another possible extension is to consider risk. Gerlagh (2017) examined the effect of current decisions on the highest maximin value that could be reached. He defines “generous sustainability” as the requirement that the growth pattern reduces neither the instantaneous maximin utility nor the attainable maximin utility (i.e., the golden rule). The simple models we used to illustrate our point do not include risk or irreversibility, except if one considers the complete exhaustion of one of the capital stocks. As such, the attainable utility is not modified by the particular *ram* we studied. In a model in which current *ram* modifies the highest maximin value,

the recursive dimension mentioned above is even more important, because current decisions can jeopardize future options.

A Appendix

A.1 Mathematical details for the DHS model

Sustainability improvement maximizing extraction rule By differentiating the maximin value function (eq. 15) logarithmically with respect to time, we express the rate of growth of the maximin value as

$$\frac{\dot{m}}{m} = \left[\frac{\alpha - \beta \dot{K}}{1 - \beta K} + \frac{\beta \dot{S}}{1 - \beta S} \right] = \left[\frac{\alpha - \beta (K^\alpha r^\beta - c)}{1 - \beta K} - \frac{\beta r}{1 - \beta S} \right]. \quad (19)$$

Taking the derivative of this expression with respect to r and equalizing to zero gives us the extraction rule $\hat{r}(K, S)$ that maximizes the rate of growth of the maximin value (whatever is the consumption):

$$\hat{r}(K, S) = (\alpha - \beta)^{\frac{1}{1-\beta}} S^{\frac{1}{1-\beta}} K^{-\frac{1-\alpha}{1-\beta}}.$$

References

- Arrow, K.J., P. Dasgupta and K.-G. Mäler (2003), “Evaluating projects and assessing sustainable development in imperfect economies,” *Environmental and Resource Economics* 26:647-685.
- Asheim, G. (1994), “Net National Product as an Indicator of Sustainability,” *Scandinavian Journal of Economics* 96:257-265.
- Asheim, G. (2000), “Green national accounting: why and how?” *Environment and Development Economics* 5:25-48.
- Asheim, G. (2003), “Green national accounting for welfare and sustainability: A taxonomy of assumptions and results,” *Scottish Journal of Political Economy* 50(2):113-130.

- Asheim, G. (2007), "Can NNP be used for welfare comparisons?" *Environment and Development Economics*, 12(1):11-31.
- Asheim, G. (2011), "Comparing the welfare of growing economies," *Revue d'Economie Politique* 121:59-72.
- Asheim, G. and W. Buchholz (2004), "A general approach to welfare measurement through national income accounting," *Scandinavian Journal of Economics* 106(2):361-384.
- Asheim, G., W. Buchholz, J. Hartwick, T. Mitra and C. Withagen (2007), "Constant Savings Rates and Quasi-Arithmetic Population Growth under Exhaustible Resource Constraints," *Journal of Environmental Economics and Management* 53(2):213-229.
- Asheim, G., W. Buchholz and B. Tungodden (2001), "Justifying sustainability," *Journal of Environmental Economics and Management* 41:252-268.
- Asheim, G., T. Mitra, W. Buchholz and C. Withagen (2013), "Characterizing the sustainability problem in an exhaustible resource model," *Journal of Economic Theory* 148:2164-2182.
- Asheim, G. and M. Weitzman (2001), "Does NNP growth indicate welfare improvement?" *Economics Letters* 73:233-239.
- D'Autume, A. and K. Schubert (2008), "Zero Discounting and Optimal Paths of Depletion of an Exhaustible Resource with an Amenity Value," *Revue d'Economie Politique* 119(6):827-845.
- Burmeister, E. and P. Hammond (1977), "Maximin Paths of Heterogeneous Capital Accumulation and the Instability of Paradoxical Steady States," *Econometrica* 45:853-870.

- Cairns, R., S. del Campo and V. Martinet (2019), "Sustainability of an economy relying on two reproducible assets," *Journal of Economic Dynamics and Control* 101:145-160.
- Cairns, R. and N.V. Long (2006), "Maximin: A Direct Approach to Sustainability," *Environment and Development Economics* 11:275-300.
- Cairns, R. and V. Martinet (2014), "An environmental-economic measure of sustainable development," *European Economic Review* 69:4-17.
- Cairns, R. and H. Tian (2010), "Sustained Development of a Society with a Renewable Resource," *Journal of Economic Dynamics and Control* 34(6):1048-1061
- Chichilnisky, G., G. Heal and A. Beltratti (1995), "The Green Golden Rule," *Economics Letters* 49(2):175-179.
- Chichilnisky G. (1996), "An Axiomatic Approach to Sustainable Development," *Social Choice and Welfare* 13:231-257.
- Dasgupta, P. and G. Heal (1974), "The Optimal Depletion of Exhaustible Resources," *Review of Economic Studies*, Symposium Issue, 41:3-28.
- Dasgupta, P. and G. Heal (1979), *The Economics of Exhaustible Resources*, Nisbet, Cambridge.
- Dasgupta, P. and K.-G. Mäler (2000), "Net National Product, Wealth and Social Well Being," *Environment and Development Economics* 5:69-94.
- Doyen, L. and V. Martinet (2012), "Maximin, Viability and Sustainability," *Journal of Economic Dynamics and Control* 36(9):1414-1430.
- Fleurbaey, M. (2015), "On sustainability and social welfare," *Journal of Environmental Economics and Management* 71:34-53.

- Frank, R. and R. Hutchens (1993), "Wages, Seniority, and the Demand for Rising Consumption Profiles," *Journal of Economic Behavior & Organization* 21(3):251-276
- Gerlagh R. (2017), "Generous Sustainability," *Ecological Economics* 136:94-100.
- Hamilton, K. and C. Withagen (2007), "Savings growth and the path of utility," *Canadian Journal of Economics* 40(2):703-713.
- Hannesson, R. and S.I. Steinshamn (1991), "How to set catch quotas: Constant effort or constant catch?" *Journal of Environmental Economics and Management* 20:71-91.
- Hartwick, J. (1977), "Intergenerational Equity and the Investing of Rents from Exhaustible Resources," *American Economic Review* 67:972-974.
- Hicks, J. (1946), *Value and Capital*, Oxford, Clarendon Press.
- Llavador, H., J. Roemer and J. Silvestre (2011), "A Dynamic Analysis of Human Welfare in a Warming Planet," *Journal of Public Economics*, 95(11-12):1607-1620.
- Lowenstein, G. and N. Sicherman (1991), "Do Workers Prefer Increasing Wage Profiles?" *Journal of Labor Economics* 9(1):67-84.
- Martinet, V. (2007), "A step beside the maximin path: Can we sustain the economy by following Hartwick's investment rule?", *Ecological Economics* 64(1):103-108.
- Martinet, V., J. Peña-Torres, M. De Lara and H. Ramírez (2016), "Risk and sustainability: Assessing fishery management strategies," *Environmental and Resource Economics* 64(4):683-707.
- Martinet, V. and G. Rotillon (2007), "Invariance in Growth theory and sustainable development," *Journal of Economic Dynamics and Control* 31(8):2827-2846.
- Onuma, A. (1999), "Sustainable consumption, sustainable development, and green net national product," *Environmental Economics and Policy Studies* 2:187-197.

- Pezzey, J. (1997), "Sustainability Constraints versus 'Optimality' versus Intertemporal Concern and Axioms vs. Data," *Land Economics* 73(4):448-466.
- Pezzey, J. (2004), "Exact measures of income in a hyperbolic economy," *Environment and Development Economics* 9:473-484.
- Quiggin J. (1992), "How to set catch quotas: A note on the superiority of constant effort rules," *Journal of Environmental Economics and Management* 22:199-203.
- Ramsey, F. (1928), "A Mathematical Theory of Saving," *Economic Journal* 38:543-559.
- Rawls, J. (1971), *A Theory of Justice*. Harvard University Press, Cambridge.
- Singh, R., Q. Weninger and M. Doyle (2006), "Fisheries management with stock uncertainty and costly capital adjustment," *Journal of Environmental Economics and Management* 52:582-599.
- Solow, R. (1974), "Intergenerational Equity and Exhaustible Resources," *Review of Economic Studies*, Symposium Issue 41:29-45.
- Solow, R. (1993), "An Almost Practical Step Toward Sustainability," *Resources Policy* 19:162-172.
- Stiglitz, J. (1974), "Growth with Exhaustible Natural Resources : Efficient and Optimal Growth Paths," *Review of Economic Studies*, Symposium Issue 41:123-137.
- World Bank (2011), *The changing Wealth of Nations: Measuring Sustainable Development in the New Millenium*, Washington DC: The World Bank.