

International Policy Centre for Inclusive Growth (IPC-IG) (Ed.); United Nations Children's Fund (UNICEF) (Ed.)

**Research Report**

## Social protection in Asia and the Pacific: Inventory of non-contributory programmes

Research Report, No. 28

**Provided in Cooperation with:**

International Policy Centre for Inclusive Growth (IPC-IG)

*Suggested Citation:* International Policy Centre for Inclusive Growth (IPC-IG) (Ed.); United Nations Children's Fund (UNICEF) (Ed.) (2019) : Social protection in Asia and the Pacific: Inventory of non-contributory programmes, Research Report, No. 28, International Policy Centre for Inclusive Growth (IPC-IG), Brasilia

This Version is available at:

<https://hdl.handle.net/10419/207171>

**Standard-Nutzungsbedingungen:**

Die Dokumente auf EconStor dürfen zu eigenen wissenschaftlichen Zwecken und zum Privatgebrauch gespeichert und kopiert werden.

Sie dürfen die Dokumente nicht für öffentliche oder kommerzielle Zwecke vervielfältigen, öffentlich ausstellen, öffentlich zugänglich machen, vertreiben oder anderweitig nutzen.

Sofern die Verfasser die Dokumente unter Open-Content-Lizenzen (insbesondere CC-Lizenzen) zur Verfügung gestellt haben sollten, gelten abweichend von diesen Nutzungsbedingungen die in der dort genannten Lizenz gewährten Nutzungsrechte.

**Terms of use:**

*Documents in EconStor may be saved and copied for your personal and scholarly purposes.*

*You are not to copy documents for public or commercial purposes, to exhibit the documents publicly, to make them publicly available on the internet, or to distribute or otherwise use the documents in public.*

*If the documents have been made available under an Open Content Licence (especially Creative Commons Licences), you may exercise further usage rights as specified in the indicated licence.*



# Social Protection in Asia and the Pacific: Inventory of non-contributory programmes

International Policy Centre for Inclusive Growth (IPC-IG) and United Nations Children's Fund (UNICEF)



Australian Government

Department of Foreign Affairs and Trade

unicef   
for every child



socialprotection.org

15 years  policy <sup>international</sup>  
centre for inclusive growth

Copyright© 2019

International Policy Centre for Inclusive Growth

United Nations Development Programme (UNDP) and the United Nations Children's Fund (UNICEF)

The International Policy Centre for Inclusive Growth (IPC-IG) is a partnership between the United Nations and the Government of Brazil to promote South–South learning on social policies. The IPC-IG is linked to the United Nations Development Programme (UNDP) in Brazil, the Ministry of Economy of Brazil and the Institute for Applied Economic Research (Ipea) of the Government of Brazil.

#### South and East Asia research team

##### Research Coordinator

Raquel Tebaldi (IPC-IG)

##### Researchers

Anna Carolina Machado (IPC-IG)

Charlotte Bilo (IPC-IG)

##### Research Assistants

Bruno Valim Magalhães, Mihaela Onofras,

Maria Fernanda Villari, Sidney Vasconcelos, and

Thaís Soares Oliveira

##### United Nations Online Volunteers

Halima Tahirkheli, Pranab Mitra, Shigeaki Nishikata,

and Mamali Mohapatra

##### Other contributors

Vinicius Nogueira and the socialprotection.org team

#### Pacific Island Countries research team

##### Research Coordinators

Talei Cama (UNICEF)

Stanley Gwavuya (UNICEF)

##### United Nations Online Volunteers

Agada Stephen Michael, Katie Howell-Jones,

Han Jiang, Ahmed Mohammed, Iryna Berezenko,

Aditya Gupta, Edwina (Rosie) Ashley, Christina Soderberg,

Dirk Bonesa, Sagorika Roy, Miko Balisi, Shabnam Hasanova,

Ajna Uzuni, Joanna Maria Lobočka, Lihan Diana Wei,

Suraj Sharma, Sameer Gopalani, Samia Ghouse, Niina Kylliäinen,

Atifa Hasham, Anne Claudine Dayo, and Vinitra Chaudhuri

##### Other contributors

Ngatuaiane Maui, Roziah Bi, Tabotabo Auatabu, Erana Aliklik,

Charlene Tukiuha, Sharon Sakuma, Alanna Mapu, Julian Fenny Lilo,

Luisa Manufofoa, and Malakai Kaufusi

#### Rights and permissions – all rights reserved.

The text and data in this publication may be reproduced as long as the source is cited. Reproductions for commercial purposes are forbidden.

The International Policy Centre for Inclusive Growth disseminates the findings of its work in progress to encourage the exchange of ideas about development issues. The papers are signed by the authors and should be cited accordingly. The findings, interpretations, and conclusions that they express are those of the authors and not necessarily those of the United Nations Development Programme, the Government of Brazil or the United Nations Children's Fund.

This publication is available online at [www.ipcig.org](http://www.ipcig.org).

For further information on IPC-IG publications, please feel free to contact [publications@ipc-undp.org](mailto:publications@ipc-undp.org).

All programme profiles presented in this publication will be made available on the socialprotection.org platform. Our intention is to keep the information updated, thus any suggestions and/or corrections are welcome. Please contact Raquel Tebaldi ([raquel.tebaldi@ipc-undp.org](mailto:raquel.tebaldi@ipc-undp.org)) or Talei Cama ([tcama@unicef.org](mailto:tcama@unicef.org)) if you wish to update, rectify or add any information about the programmes.

Suggested citation: IPC-IG and UNICEF. 2019. Social Protection in Asia and the Pacific: Inventory of non-contributory programmes. Brasília: International Policy Centre for Inclusive Growth.

ISSN: 2526-0499



Australian Government  
Department of Foreign Affairs and Trade

unicef   
for every child



socialprotection.org

15 years  policy international  
centre for inclusive growth



Empowered lives.  
Resilient nations.

ipea Institute for Applied  
Economic Research

MINISTRY OF  
ECONOMY

 PÁTRIA AMADA  
BRASIL  
BRAZILIAN GOVERNMENT

# **SOCIAL PROTECTION IN ASIA AND THE PACIFIC: INVENTORY OF NON-CONTRIBUTORY PROGRAMMES**

*Designed by the IPC-IG Publications team: Roberto Astorino, Flávia Amaral, Rosa Maria Banuth and Manoel Salles*

## ACKNOWLEDGMENTS

This report presents an inventory of non-contributory social protection programmes in South and East Asian countries and the Pacific Islands. It is based on an extensive review of official government documents and websites, reports and relevant documents produced by international organisations, and academic papers. All documents consulted during the production of this inventory are listed in the References and Notes sections. UNICEF Country Offices and other partners in the region have helped validate and update programme-level information included in the report.

We would like to thank the following UNICEF Country Office teams for their valuable contributions: Bangladesh, Bhutan, China, East Timor, India, Indonesia, Laos, Mongolia, Nepal, Sri Lanka, Thailand, and Viet Nam. Furthermore, we would also like to thank UNICEF Pacific, WFP Bhutan, WFP Lao PDR and the Department of Social Welfare and Development of the Philippines.



# CONTENTS

## ACKNOWLEDGMENTS

## EXECUTIVE SUMMARY

## SOUTH AND EAST ASIA PROGRAMME PROFILES

### **18** AFGHANISTAN

1. Afghanistan Social Protection Programme (ASPP)
2. Martyrs and Disabled Pension Programme (MDPP)
3. National Rural Access Programme (NRAP)

### **21** BANGLADESH

1. Allowance for Financially Insolvent Persons with Disabilities
2. Employment Generation Programme for the Poorest (EGPP)
3. Higher Secondary Stipend Programme (HSSP)
4. Husband-Deserted, Widowed and Destitute Women Allowance (HWDWA)
5. Maternity Allowance for the Poor Lactating Mothers
6. Old-age Allowance Programme
7. Primary Education Stipend Programme (PESP)
8. Public Food Distribution System (PFDS)
9. School Feeding Programme in the Poverty-prone Areas
10. Secondary Education Sector Investment Programme (SESIP)
11. Secondary Education Stipend Programme (SESP)
12. Work for Money (WFM)

### **44** BHUTAN

1. Rural Economic Advance Programme (REAP)
2. School Feeding Programme

## 48 CAMBODIA

1. Disability Allowance
2. Health Equity Fund
3. Productive Assets and Livelihood Support (PALS)
4. Scholarships
5. School Feeding Programme

## 56 CHINA

1. Education, Housing, Medical and Temporary Assistance Programmes
2. Minimum Livelihood Guarantee (MLG, or Dibao)
3. National Nutrition Improvement Programme (NNIP) or Nutritious Lunch Programme
4. *Tekun* Programme for the Destitute

## 63 EAST TIMOR

1. *Bolsa da Mãe* (Grant for Mothers)
2. *Programa de Alimentação Escolar* (School Feeding Programme)
3. *Subsídio de apoio a Idosos e Inválidos*  
(SAII, Pension for Elderly People and People with Disabilities)

## 66 INDIA

1. *Janani Suraksha Yojana* (JSY)
2. Mahatma Gandhi National Rural Employment Guarantee Act (MGNREGA)
3. Mid-Day Meal (MDM)
4. National Health Protection Scheme (NHPS)
5. National Social Assistance Programme
6. *Pradhan Mantri Matritva Vandana Yojana* (PMMVY)
7. Targeted Public Distribution System (TPDS)



# CONTENTS

## 80 INDONESIA

1. *Bantuan Langsung Sementara Masyarakat* (BLSM—Unconditional Cash Transfer Programme)
2. *Beras untuk Rakyat Sejahtera* or *Rastra* (Rice for the Prosperous Population)
3. *Jaminan Kesehatan Nasional* (JKN—National Health Insurance Programme); *Penerima Bantuan Iuran* component (PBI—Non-Contributory Health Insurance)
4. *Programme Indonesia Pintar* (PIP—Smart Indonesia Programme)
5. *Programme Keluarga Harapan* (PKH—Family Hope Programme)
6. *Programme Kesejahteraan Sosial Anak* (PKSA—Social Cash Transfer for Disadvantaged Children)

## 92 LAOS

1. Health Equity Fund (HEF)
2. National School Meals Programme (NSMP)

## 96 MALAYSIA

1. Assistance for People Living with Disabilities
2. *Bantuan Orang Tua* (Elderly Assistance Scheme)
3. *Bantuan Rakyat 1 Malaysia* (BR1M)

## 101 MALDIVES

1. Disability Allowance Programme
2. Food Subsidy Programme
3. Foster Parent Allowances
4. *Husnuvaa Aasandha*
5. Medical Welfare
6. Old Age Basic Pension (OABP)
7. Single Parent Allowance

## **109 MONGOLIA**

1. Allowance for Mothers and Children
2. Child Money Programme (CMP)
3. Food Stamp Programme
4. School Lunch Programme
5. Social Welfare Allowances
6. Social Welfare Pensions and Allowance for the Elderly and the Disabled
7. Social Welfare Service Allowance for the Elderly with State Merits

## **118 MYANMAR**

1. National School Feeding Programme (NSFP)
2. Social Pension
3. Student Stipends Programme

## **122 NEPAL**

1. *Aama* Programme (Safe Motherhood Programme)
2. Child Grant
3. Disability Grant
4. Endangered Indigenous Peoples Allowance or Endangered Ethnicity Grant
5. Karnali Employment Programme (KEP)
6. National School Meals Programme (NSMP) and Food for Education
7. Old Age Allowance (OAA) or Senior Citizen's Allowance
8. Rural Community Infrastructure Work (RCIW)
9. Scholarships
10. Single Women's Allowance

# CONTENTS

## 140 PAKISTAN

1. Benazir Income Support Programme (BISP) or National Cash Transfer Programme (NCTP)
2. Electricity Subsidies
3. Pakistan *Bait-ul-Mal*
4. Pakistan FATA Temporarily Displaced Persons Emergency Recovery Project
5. Prime Minister National Health Programme (PMNHP)

## 150 PHILIPPINES

1. Integrated Livelihood and Emergency Employment Programme (DILEEP)
2. National Health Insurance Programme
3. *Pantawid Pamilya, Pantawid Pamilyang Pilipino Programme (4Ps)*
4. Rice Subsidy Programme of the National Food Authority (NFA)
5. School-based Feeding Programme
6. Social Pension for Indigent Senior Citizens
7. Supplementary Feeding Programme

## 164 SRI LANKA

1. Divineguma Programme
2. Financial Support to Elderly or Elderly Assistance Programme (EAP)
3. National Secretariat for Persons with Disabilities Programmes
4. National Supplementary Food Programme (*Thriposha*)
5. Public Welfare Assistance Allowance (PAMA)
6. School Feeding Programmes

## 173 THAILAND

1. Allowances for people living with disabilities
2. Allowances for people living with HIV/AIDS
3. Child Support Grant
4. School Lunch Programme (SLP)
5. Universal Coverage Scheme (UCS)
6. Universal Pension Scheme

## 179 VIET NAM

1. Allowance for HIV and AIDS
2. Child Benefits
3. Disability Benefits
4. Electricity and Fuel Subsidies (Cash Transfer)
5. “*Cơ hội thoát nghèo truyền kiếp*”—  
“Opportunity to Move out of Inter-generational Poverty”
6. School Stipends
7. Social Health Insurance (SHI, non-contributory component)
8. Social Pension Scheme

## 193 ADDITIONAL PROGRAMMES

# CONTENTS

## PACIFIC PROGRAMME PROFILES

### **216** COOK ISLANDS

1. Caregiver Allowance
2. Child Benefit
3. Destitute and Infirm Benefits
4. Funeral Allowance
5. Newborn Allowance
6. Old-age Pension
7. Power Subsidy
8. Special Assistance

### **225** FIJI

1. Bus Fare Subsidy
2. Care and Protection
3. Food Voucher for Rural Pregnant Women
4. Poverty Benefit Scheme
5. Social Pension Scheme

### **232** KIRIBATI

1. Copra Fund Subsidy
2. Elderly Fund Scheme
3. Free Education

### **235** NAURU

1. Birth Claim
2. Death claim
3. Disability Allowance
4. Elderly Allowance
5. School Meals

## **240 NIUE**

1. Child Allowance
2. Community Health
3. Newborn and Infant Grant
4. Pension Benefit
5. Welfare Disability
6. Welfare Special Benefit

## **246 PALAU**

1. Severely Disabled Assistance Fund

## **248 SAMOA**

1. Senior Citizens Benefit Fund
2. School Fee Grant Scheme

## **250 SOLOMON ISLANDS**

1. Free Basic Education

## **251 TONGA**

1. Aged-care Service for the Elderly
2. Disability Welfare Scheme (*A'uki ai* cash assistance)
3. Early Intervention Services
4. Social Welfare Scheme

## **255 ADDITIONAL PROGRAMMES**

## **256 NOTES**

# EXECUTIVE SUMMARY

Social protection programmes are now widely recognised as key policy instruments for developing countries to combat poverty. The 2030 Agenda for Sustainable Development has explicitly recognised the importance of implementing “nationally appropriate social protection systems and measures for all, including floors” as an explicit target under Sustainable Development Goal 1: “End poverty in all its forms everywhere”<sup>1</sup> Nonetheless, knowledge of specific programmes being implemented across developing countries can be fragmented or inaccessible. This study intends to contribute towards addressing these gaps, providing an overview of non-contributory social protection programmes (those providing regular and predictable cash or in-kind transfers or services) in selected regions in Asia and the Pacific. Moreover, the profiles presented will also be made available online, through the socialprotection.org platform.

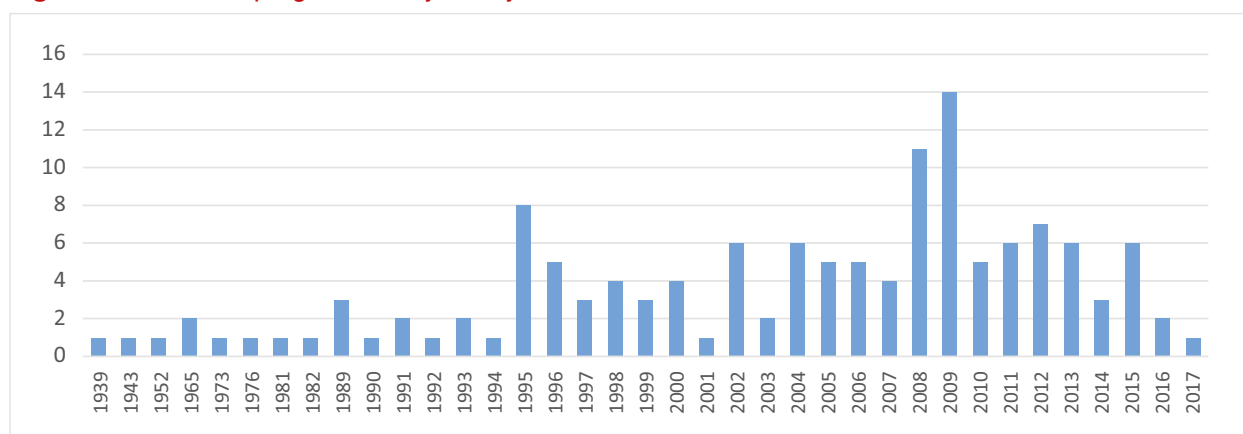
This report was supported by Australia’s Department of Foreign Affairs and Trade (DFAT) and the research was co-led by International Policy Centre for Inclusive Growth (IPC-IG) and UNICEF teams, with the former focusing on low- and middle-income countries in South and East Asia, and the latter on 11 Pacific Island Countries. The research was based on a comprehensive literature review, complemented by consultations with local focal points, including UNICEF Country Offices and government representatives, who provided substantial inputs to the review of the programmes. These sources are referenced as ‘personal communication’ throughout the report.

Programme selection included those fully or partially financed, designed or implemented by governments, and about which there was sufficient available information. Thus, this publication does not represent an exhaustive mapping of all non-contributory programmes in these countries, but rather an overview of the main programmes currently in place. In total, 215 programmes from 30 countries were mapped, of which 141 were profiled. These are presented by country, in alphabetical order. The remaining programmes, for which less information was available, are presented in the “Additional Programmes” section. The next section presents an overview of the main observable trends across these programmes.

## Overview of main trends

As can be seen in Figure 1, most profiled programmes started being implemented after the mid-1990s.

**Figure 1. Number of programmes by start year**

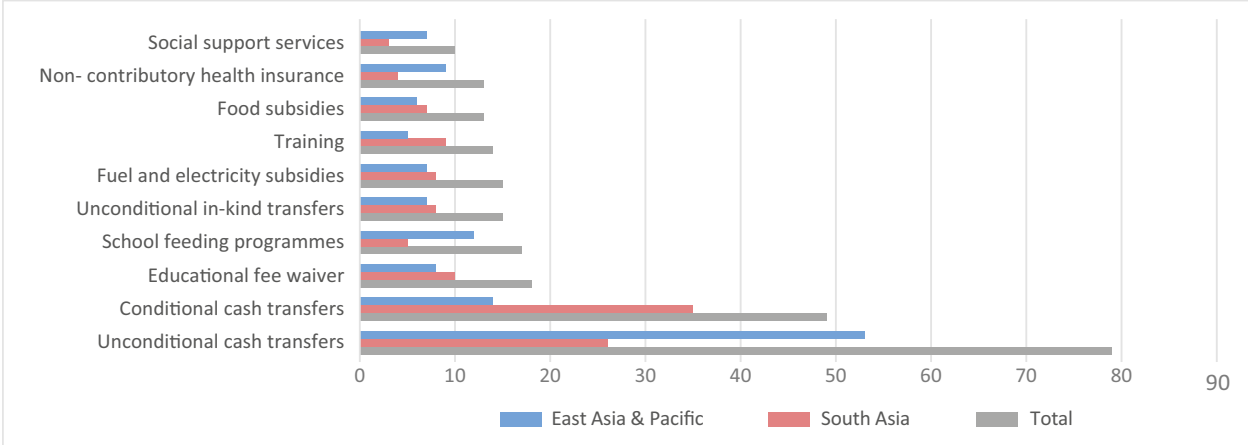


Source: Authors’ elaboration based on the profiled programmes for which the start year was identified (a total of 136 programmes and/or components).

1. See: <<https://sustainabledevelopment.un.org/sdg1>>.

Furthermore, most of the mapped programmes are unconditional and conditional cash transfers (see Figure 2). Overall, 135 programmes were found to provide cash benefits, while 37 provide food, and 66 offer other types of benefits, which may consist of services or other in-kind goods. Figure 3 also illustrates that most of the mapped programmes are categorically targeted.

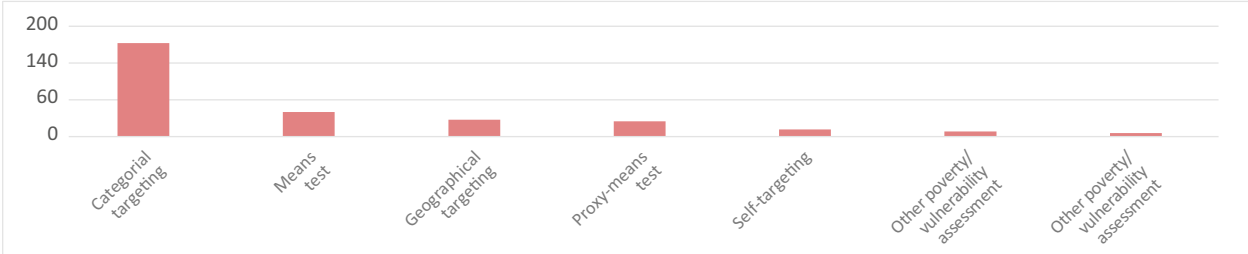
**Figure 2. Ten most prevalent programme types among mapped programmes, by region**



Note: These categories are not mutually exclusive, as one programme can be classified as more than one type. Other, less prevalent, types of programmes were also mapped, but not included in this figure (e.g. food-for-work programmes).

Source: Authors' elaboration based on the mapped programmes for which the type was identified.

**Figure 3. Targeting methods identified among mapped programmes**

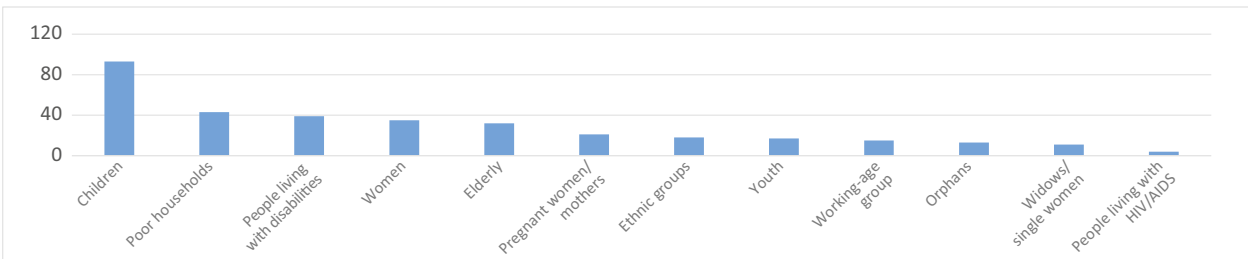


Note: Categories are not mutually exclusive, as one programme can use more than one targeting method.

Source: Authors' elaboration based on the mapped programmes for which the targeting method was identified.

Finally, children figure prominently among the targeted groups, as can be seen in Figure 4.

**Figure 4. Population groups targeted in the mapped programmes**



Note: Categories are not mutually exclusive, as some overlap and some programmes may target more than one group.

Source: Authors' elaboration based on mapped programmes.









## **SOUTH AND EAST ASIA PROGRAMME PROFILES**

# AFGHANISTAN

## 1. Afghanistan Social Protection Programme (ASPP)

Country	Afghanistan
Programme	Afghanistan Social Protection Programme (ASPP)
Geographic area	South Asia
Previous programme name	
Start date	The World Bank-supported Afghanistan Pension Administration and Safety Net Project started as a pilot in 2009 [1]
Programme objectives	To provide income to protect food security during the most difficult season of the year (5 months during winter and spring) [2]
Programme typology	Unconditional cash transfer
Programme components	
Conditionalities	A nutrition and hygiene awareness campaign is planned as a soft conditionality [2]
Targeting mechanisms	PMT, geographical targeting, categorical targeting; community targeting [2]
Target areas	The poorest provinces as defined by the National Risk and Vulnerability Assessment (NRVA) [2]
Target groups	Children
Coverage	26,938 families received assistance under the safety net intervention (cumulative at any point in time from programme inception until October 2016). Number of beneficiaries in October 2016: 6,114 [4]
Eligibility criteria	Poor families with children under 5 [2]
Eligibility reassessment	
Type of benefits	Cash
Amount of benefits	Annual benefit levels: USD80 for families with 1-2 children under 5; USD125 for families with 3 or more children under 5 [2]
Payment/delivery frequency	Benefits are paid in two installments—before and immediately after winter [2]
Benefit delivery mechanism	Payments are made via mobile network operators and banks [3]
Benefit recipients	
Minimum and maximum duration of benefits	
Programme expenditure	The component of Safety Nets development under the “Safety nets and pensions support project” received a funding of USD8.6 million (cumulative as in 2017) [2]
Institutions and agencies involved	Ministry of Labor, Social Affairs, Martyrs, and Disabled, and World Bank [2]
Monitoring and evaluation mechanisms and frequency	Evaluation of this pilot consists of assessing its impact in terms of food consumption, the performance of different targeting mechanisms, and operational procedures, focusing on the efficiency of grievance, payments and management systems [2]
References	[1] Hall, Samuel. 2014. “Social Protection System: An Afghan Case Study”, UNICEF Afghanistan. < <a href="https://bit.ly/2yNhkQb">https://bit.ly/2yNhkQb</a> >. Accessed 11 May 2018. [2] World Bank. 2013. “Emergency Project Paper on a Proposed Additional Grant And Project Restructuring in the Amount of SDR8.3 Million (US\$12.5 million equivalent) to the Islamic Republic of Afghanistan for the Safety Nets and Pensions Support Project”. < <a href="https://bit.ly/2RZY0YF">https://bit.ly/2RZY0YF</a> >. Accessed 11 May 2018. [3] World Bank. 2016. “Afghanistan Pension Administration and Safety Net Project (P113421)”. < <a href="https://bit.ly/2RZY0YF">https://bit.ly/2RZY0YF</a> >. Accessed 11 May 2018. [4] World Bank. 2017. “Afghanistan Pension Administration and Safety Net Project (P113421)”. < <a href="https://bit.ly/2EuSjj1">https://bit.ly/2EuSjj1</a> >. Accessed 11 May 2018.

## 2. Martyrs and Disabled Pension Programme (MDPP)

Country	Afghanistan
Programme	Martyrs and Disabled Pension Programme (MDPP)
Geographic area	South Asia
Previous programme name	
Start date	
Programme objectives	To provide social assistance to families of martyrs and people living with disabilities [ 1 ]
Programme typology	Unconditional cash transfer
Programme components	
Conditionalities	
Targeting mechanisms	Categorical targeting
Target areas	Nationwide
Target groups	People living with disabilities
Coverage	200,000 beneficiaries [ 2 ]
Eligibility criteria	
Eligibility reassessment	
Type of benefits	Cash
Amount of benefits	From AFN400 (equivalent to USD8) to AFN500 (USD10) per month per family [ 1 ]
Payment/delivery frequency	
Benefit delivery mechanism	
Benefit recipients	
Minimum and maximum duration of benefits	
Programme expenditure	0.2 per cent of GDP [ 1 ]
Institutions and agencies involved	Ministry of Labor, Social Affairs, Martyrs, and Disabled; World Bank [ 2 ]
Monitoring and evaluation mechanisms and frequency	
References	[ 1 ] Oddsdottir, Freyja. 2014. "Social Protection Programmes for People with Disabilities". GSDRC Applied Knowledge Services. < <a href="http://www.gsdr.org/docs/open/hdq1137.pdf">http://www.gsdr.org/docs/open/hdq1137.pdf</a> >. Accessed 11 May 2018. [ 2 ] World Bank. 2013. "Emergency Project Paper on a Proposed Additional Grant And Project Restructuring in the Amount of SDR8.3 Million (US\$ 12.5 million equivalent) to the Islamic Republic of Afghanistan for the Safety Nets and Pensions Support Project". < <a href="https://bit.ly/2PGT0qm">https://bit.ly/2PGT0qm</a> >. Accessed 11 May 2018.

### 3. National Rural Access Programme (NRAP)

Country	Afghanistan
Programme	National Rural Access Programme (NRAP)
Geographic area	South Asia
Previous programme name	National Emergency Employment Programme (NEEP) [1]
Start date	2002 (NEEP), 2005 (NRAP) [1]
Programme objectives	To improve human security and promote equitable economic growth by ensuring access to basic services and facilities in rural areas [1]
Programme typology	Cash-for-work
Programme components	
Conditionalities	
Targeting mechanisms	Geographical targeting; community-based targeting [2]
Target areas	Rural areas in all provinces [2]
Target groups	Working-age population
Coverage	The programme has provided around 20 million labour days from its start up to March 2017 [1]
Eligibility criteria	Beneficiary selection is based on the geographical distribution of the rural population, equality of opportunity, and wage rates for unskilled agricultural labour during the slack season. The community is also involved in the selection process, reflecting their perception of poverty. [2]
Eligibility reassessment	
Type of benefits	Cash
Amount of benefits	Wages are set at the level of unskilled agricultural labor in the slack season. Productivity criteria also apply [2]
Payment/delivery frequency	
Benefit delivery mechanism	
Benefit recipients	
Minimum and maximum duration of benefits	
Programme expenditure	The programme is funded through different projects: World Bank-supported Afghanistan Rural Access project (ARAP): USD332 million; NRAP MoF: USD41.06 million; JAPAN-FUND: USD23.5 million; JICA and GOA Fund: USD133.1 million [4]
Institutions and agencies involved	Ministry of Public Works (MoPW) and Ministry of Rural Rehabilitation and Development (MRRD). The programme receives assistance from the World Bank, USAID, GOI, DFID, JSDF, CIDA, AUSAID, EC, Holland, CNTF, and PSIB [1] [3]
Monitoring and evaluation mechanisms and frequency	Regular monthly, quarterly and annual progress reports are published. The Steering Committee is responsible for project oversight, while the National Coordination Unit is involved with project coordination and monitoring responsibilities [1]
References	[1] Islamic Republic of Afghanistan. National Rural Access Programme (NRAP) Annual Report 2016-2017. < <a href="https://bit.ly/2yKTMvu">https://bit.ly/2yKTMvu</a> >. Accessed 12 July 2018. [2] World Bank. 2006. "The Road from Emergency Employment towards Integrated Rural Access". < <a href="https://bit.ly/2Csc7ku">https://bit.ly/2Csc7ku</a> >. Accessed 12 July 2018. [3] Islamic Republic of Afghanistan. 2018. 4th Quarter Report 1396. < <a href="https://bit.ly/2QZ0tzH">https://bit.ly/2QZ0tzH</a> >. Accessed 12 July 2018. [4] NRAP. 2018. < <a href="https://nrp.gov.af/background">https://nrp.gov.af/background</a> >. NRAP website. Accessed 12 July 2018.



# BANGLADESH

## 1. Allowance for Financially Insolvent Persons with Disabilities

Country	Bangladesh
Programme	Allowance for Financially Insolvent Persons with Disabilities
Geographic area	South Asia
Previous programme name	
Start date	2006 [1]
Programme objectives	To provide income security to people living with disabilities [2]
Programme typology	Unconditional cash transfer
Programme components	
Conditionalities	
Targeting mechanisms	Categorical, means-tested [1] [3]
Target areas	Nationwide [1]
Target groups	People living with disabilities
Coverage	825,000 beneficiaries (2017) [2]. The programme is expected to reach 1,000,000 people according to the budget for the 2018-19 fiscal year [5]
Eligibility criteria	Permanent residents living with a hearing, visual, speech, intellectual, and/or physical impairment, as defined by the Bangladesh Disability Welfare Act (2001), who have an annual income lower than BDT36,000 and are older than 6 years of age. Beneficiaries must also be selected by the concerned committee and priority is given to elderly people, homeless persons, women with multiple disabilities, and poor and intellectually impaired children in economically disadvantaged areas of the country [1] [2] [3]
Eligibility reassessment	
Type of benefits	Cash
Amount of benefits	BDT700 per month (2017) [2]
Payment/delivery frequency	Quarterly, biannual or annual [4]
Benefit delivery mechanism	Payments are made by banks through the following mechanisms: direct transfer to beneficiaries' accounts cash disbursement in selected branches; or designated pay points. Some banks also transfer benefits via mobile phones [4]
Benefit recipients	Beneficiaries themselves, who can also formally nominate proxies to collect the benefits on their behalf [4]
Minimum and maximum duration of benefits	
Programme expenditure	BDT840 crore (1 crore = 10 million) in the budget for the 2018-19 fiscal year [5]
Institutions and agencies involved	Department of Social Services, under the Ministry of Social Welfare [2]
Monitoring and evaluation mechanisms and frequency	



---

## References

- [1] Towfiqul Islam, Quazi. 2012. “People’s Republic of Bangladesh: Updating and Improving the Social Protection Index (Cofinanced by the Republic of Korea e-Asia and Knowledge Partnership Fund)”. Asian Development Bank. <<https://bit.ly/2CQaZrL>>. Accessed 11 May 2018.
- [2] Ministry of Social Welfare. 2017. “Implementation Manual for the Allowances Programme of Insolvent Persons with Disabilities”. Dhaka: Ministry of Social Welfare, Government of the People’s Republic of Bangladesh. <<https://bit.ly/2yoev8L>>. Accessed 11 May 2018.
- [3] Oddsdottir, Freyja. 2014. “Social protection programmes for people with disabilities”, GSDRC Applied Knowledge Services. <<https://bit.ly/2CZgKU3>>. Accessed 11 May 2018.
- [4] SPFMS Project. 2017. “A Research Study On Government Payment System for Social Protection in Bangladesh”. Dhaka: Strengthening Public Financial Management for Social Protection Project. <<https://bit.ly/2CoZZAt>>. Accessed 11 May 2018.
- [5] Bangladeshi Ministry of Finance. 2018. “Social Safety Net Programmes—Budget 2017-18, 2017-18 (Revised) & Budget 2018-19.” <<https://bit.ly/2NNSFjY>>. Accessed 12 July 2018.
-

## 2. Employment Generation Programme for the Poorest (EGPP)

Country	Bangladesh
Programme	Employment Generation Programme for the Poorest (EGPP)
Geographic area	South Asia
Previous programme name	100 Days Employment Scheme [1]
Start date	The programme started in 2009 as the '100 Days Employment Scheme', becoming the EGPP in 2010 [1]
Programme objectives	To provide short-term employment to people who are seasonally unemployed, while also developing community assets and rural infrastructure [1] [2]
Programme typology	Cash-for-work
Programme components	
Conditionalities	
Targeting mechanisms	Categorical, geographical, community targeting, means-tested, and self-targeting [3] [4]
Target areas	Nationwide, with priority given to the poorest areas [3]
Target groups	Working-age population
Coverage	The programme reached nearly 1 million individuals during the 2016 fiscal year [4] For the 2018-2019 fiscal year, the programme is expected to cover 827,000 people [6]
Eligibility criteria	Factors related to land and asset ownership, income, and marital and disability status. Eligible households should have less than 0.5 acre of land, no productive assets, and less than BDT4,000 (approximately USD50) as annual income; the head of household should also work as a day labourer. These criteria should be applied by local committees of elected officials in the selection of participating households. The wage rate of the programme is also lower than other workfare programmes in Bangladesh, enabling self-targeting [4]
Eligibility reassessment	
Type of benefits	Cash
Amount of benefits	BDT200 per working day [5]
Payment/delivery frequency	Wages are deposited weekly; out of the daily rate, BDT25 is retained in the beneficiary's bank account as a deposit that can be withdrawn at a later date [5]
Benefit delivery mechanism	Payments are transferred to beneficiaries' bank accounts [5]
Benefit recipients	Beneficiaries themselves [5]
Minimum and maximum duration of benefits	The programme runs from October to December and from March to April of every year. Beneficiaries work for 7 hours per day [2]
Programme expenditure	BDT1,650.00 crore (1 crore = 10 million) in the 2018-19 fiscal year [6]
Institutions and agencies involved	Ministry of Disaster Management and Relief. World Bank is a key partner [2] [3]
Monitoring and evaluation mechanisms and frequency	





---

## References

- [1] Towfiqul Islam, Quazi 2012. 'People's Republic of Bangladesh: Updating and Improving the Social Protection Index [Cofinanced by the Republic of Korea e-Asia and Knowledge Partnership Fund]', Asian Development Bank. <<https://bit.ly/2CQaZrL>>. Accessed 11 May 2018.
- [2] Hossain and Ali 2017. 'Social safety net programs in Bangladesh: an empirical study on the employment generation program for the poorest (EGPP) project', European Journal of Social Sciences Studies. <<https://bit.ly/2P3LnNT>>. Accessed 11 May 2018.
- [3] World Bank 2010. 'Bangladesh Employment Generation Program', Document of the World Bank. <<https://bit.ly/2AgW6MC>>. Accessed 11 May 2018.
- [4] Cho, Yoonyoung and Ruthbah, U. 2018. Does Workfare Work Well? The Case of the Employment Generation Program for the Poorest in Bangladesh. Policy Research Working Paper 8395. <<https://bit.ly/2Eqm8vy>>. Accessed 23 July 2018.
- [5] SPFMSP Project, 2017. 'A Research Study On Government Payment System for Social Protection in Bangladesh', SPFMSP. <<https://bit.ly/2CoZZAt>>. Accessed 11 May 2018.
- [6] Ministry of Finance. Social Safety Net Programmes - Budget 2017-18, 2017-18 (Revised) & Budget 2018-19. <<https://bit.ly/2NNSFjY>>. Accessed 12 July 2018.
-

### 3. Higher Secondary Stipend Programme (HSSP)

Country	Bangladesh
Programme	Higher Secondary Stipend Programme (HSSP)
Geographic area	South Asia
Previous programme name	
Start date	2014 [1]
Programme objectives	Encouraging the education of poor students up to higher secondary level. The programme pays particular attention to female students (aiming at supporting 40 per cent of total female enrolment and 10 per cent of total male enrolment), as it aims at promoting reducing inequality between men and women [2] [3]
Programme typology	Conditional cash transfers; educational fee waiver
Programme components	
Conditionalities	Participating students must remain unmarried up to the H.S.C and equivalent examination and attend 75 per cent of classes conducted in an academic year. Female students must continue their studies without break [4]
Targeting mechanisms	Categorical; means-tested [3] [4]
Target areas	487 administrative regions, or <i>upazilas</i> , are covered [2]
Target groups	School-enrolled youth (40 per cent of the total female and 10 per cent of the total male enrolment on grades 11 and 12) [2] [3]
Coverage	722,000 people are expected to be covered under the 2018-2019 budget [7]
Eligibility criteria	Land ownership and households' annual income are supposed to be below certain thresholds (0.75 acres and BDT 75,000 respectively). People living with disabilities, orphans, insolvent freedom fighters and children from disaster-affected or distressed households should be given preference  Selection committees for identifying poor students should be established in both non-governmental and governmental education institutions, with the application of a 'pro-poor methodology' in the selection process [3] [4]
Eligibility reassessment	
Type of benefits	Cash and payments of tuition and examination fees [5]
Amount of benefits	Stipends vary depending on the study area. A tuition fee contribution of BDT50 is paid per student to non-governmental organisations  <b>Science:</b> monthly rate of BDT175 per student plus BDT700 for books and BDT900 for examination fees  <b>Business studies and Humanities:</b> monthly rate of BDT125 per student plus BDT600 for books and BDT600 for examination fees [3]
Payment/delivery frequency	Monthly [3]
Benefit delivery mechanism	Transfers are distributed via mobile banking [3]
Benefit recipients	Students themselves or their guardians. In case the benefit recipient does not own a mobile phone, a proxy can be nominated [6]
Minimum and maximum duration of benefits	Benefits last for the duration of beneficiaries' studies [3]
Programme expenditure	BDT160.00 crore (1 crore = 10 million) are budgeted for this programme for the 2018-2019 fiscal year [7]
Institutions and agencies involved	Ministry of Education [1]
Monitoring and evaluation mechanisms and frequency	



---

## References

- [1] Higher Secondary Stipend Project. n.d. HSSP website. <<https://bit.ly/2Et2vbJ>>. Accessed 23 July 2018.
- [2] Bangladesh Bureau of Statistics and UNICEF Bangladesh. 2017. *A Scoping Analysis of Budget Allocations for Ending Child Marriage in Bangladesh*. Dhaka, Bangladesh. Dhaka: UNICEF. <<https://uni.cf/2pYd0tx>>. Accessed 23 July 2018.
- [3] SPFMSP Project, 2017. "A Diagnostic Study on Stipend Programmes in Bangladesh with Focus on Primary Education Stipend Project (PESP)." <<https://bit.ly/2q6NDWB>>. Accessed 23 July 2018.
- [4] Higher Secondary Stipend Project. n.d. HSSP website. <<https://bit.ly/2RYkfhR>>. Accessed 23 July 2018.
- [5] DSHE. 2016. *Semi-annual Monitoring Report (July – December 2016)*. Dhaka: Directorate of Secondary and Higher Education. <<https://bit.ly/20xdaa1>>. Accessed 06 August 2018.
- [6] SPFMSP Project. 2017. "A Research Study on Government Payment System for Social Protection in Bangladesh". Dhaka: SPFMSP. <<https://bit.ly/2CoZZAt>>. Accessed 11 May 2018.
- [7] Ministry of Finance. 2018. Social Safety Net Programmes - Budget 2017-18, 2017-18 (Revised) & Budget 2018-19. <<https://bit.ly/2NNSFjY>>. Accessed 12 July 2018.
-

#### 4. Husband-Deserted, Widowed and Destitute Women Allowance (HWDWA)

Country	Bangladesh
Programme	Husband-Deserted, Widowed and Destitute Women Allowance (HWDWA)
Geographic area	South Asia
Previous programme name	
Start date	1998-99 [1]
Programme objectives	Ensuring income security for widows and husband-deserted women [1]
Programme typology	Unconditional cash transfer
Programme components	
Conditionalities	
Targeting mechanisms	Categorical
Target areas	Nationwide
Target groups	Women (widows and husband-deserted women)
Coverage	1,265,000 people (2017) [1]
Eligibility criteria	Widows and husband-deserted women are eligible for the grant. Priority is given to older women, as well as to those who live with disabilities, those who do not own land, or those who have more than one child [1]
Eligibility reassessment	
Type of benefits	Cash
Amount of benefits	BDT500 per month [1]
Payment/delivery frequency	Quarterly, biannual or annual [2]
Benefit delivery mechanism	Payments are made by banks via the following mechanisms: direct transfer to beneficiaries' accounts, cash disbursement in selected branches, or designated pay points. Some banks also provide benefits via mobile phones [2]
Benefit recipients	Women
Minimum and maximum duration of benefits	
Programme expenditure	BDT840.00 crore (1 crore = 10 million) in the 2018-19 fiscal year [3]
Institutions and agencies involved	Department of Social Services, under the Ministry of Social Welfare
Monitoring and evaluation mechanisms and frequency	
References	<p>[1] Ministry of Social Welfare. 2017. "Allowances for Widow and Husband's Deserted Destitute Women". Dhaka: Ministry of Social Welfare, Government of the People's Republic of Bangladesh. &lt;<a href="https://bit.ly/2NNcKH6">https://bit.ly/2NNcKH6</a>&gt;. Accessed 11 May 2018.</p> <p>[2] SPFMSP Project. 2017. "A Research Study on Government Payment System for Social Protection in Bangladesh". Dhaka: SPFMSP. &lt;<a href="https://bit.ly/2CoZZAt">https://bit.ly/2CoZZAt</a>&gt;. Accessed 11 May 2018.</p> <p>[3] Ministry of Finance. 2018. <i>Social Safety Net Programmes - Budget 2017-18, 2017-18 (Revised) &amp; Budget 2018-19</i>. &lt;<a href="https://bit.ly/2NNSFjY">https://bit.ly/2NNSFjY</a>&gt;. Accessed 12 July 2018.</p>

## 5. Maternity Allowance for the Poor Lactating Mothers

Country	Bangladesh
Programme	Maternity Allowance for the Poor Lactating Mothers
Geographic area	South Asia
Previous programme name	
Start date	2008 [ 1 ]
Programme objectives	To improve maternal and newborn health and nutrition [ 2 ]
Programme typology	Unconditional cash transfer [ 3 ]
Programme components	251 non-governmental organisations provide beneficiaries with additional training on health, nutrition and income-generating activities [ 4 ]
Conditionalities	A 'family planning condition' requires beneficiaries to verbally commit to having a maximum of two children, though this is not monitored [ 3 ]
Targeting mechanisms	Categorical, means test
Target areas	Nationwide [ 5 ]
Target groups	Mothers and children
Coverage	700,000 women (2018-19) [ 6 ]
Eligibility criteria	Beneficiaries are pregnant women aged 20 or older who own no land and whose household income amounts to less than BDT1,500 per month. Benefits can be granted to the first and second child of the household. Women living with disabilities and households headed by women also have priority [ 2 ] [ 3 ] [ 5 ]
Eligibility reassessment	
Type of benefits	Cash
Amount of benefits	BDT500 per month. There is a plan to increase the benefit to BDT800 for the 2018-19 fiscal year [ 4 ]
Payment/delivery frequency	Every three or six months [ 3 ]
Benefit delivery mechanism	Sub-district Department of Women Affairs Offices distribute the benefits. A government-to-person payment system is being piloted in 7 <i>upazilla</i> [ 3 ] [ 4 ]
Benefit recipients	Mothers [ 3 ]
Minimum and maximum duration of benefits	2 years [ 3 ]
Programme expenditure	BDT693 crore (1 crore = 10 million) in the 2018-19 fiscal year [ 6 ]
Institutions and agencies involved	Ministry of Women and Children Affairs [ 4 ]
Monitoring and evaluation mechanisms and frequency	



---

## References

- [1] ILO. 2015. "Social protection for maternity: Key policy trends and statistics". *Social Protection Policy Papers*, No. 15. Geneva: International Labour Organization. <<https://bit.ly/10Yi5Eg>>. Accessed 11 May 2018.
- [2] CPD. 2012. *National Budget for the Ultra Poor: An analysis of Allocation and Effectiveness*. Dhaka: Centre for Policy Dialogue and BRAC. <<https://bit.ly/2NK6Jeo>>. Accessed 11 May 2018.
- [3] Jetha, Qayam. 2014. "Cash Transfers to Promote Safe Motherhood: Evidence from Bangladesh's Maternity Allowance Program". Simon Fraser University. <<https://bit.ly/2Cod2SR>>. Accessed 11 May 2018.
- [4] Ministry of Finance. 2018. *Gender Budgeting Report 2018-19*, ch. 7. Dhaka: Ministry of Women and Children Affairs. <<https://bit.ly/2S04RRT>>. Accessed 12 July 2018.
- [5] BIDS n.d. "Impact Evaluation of Maternity Allowance Programme in Bangladesh". Dhaka: Bangladesh Institute of Development Studies. <<http://bids.org.bd/page/researches/?rid=22>>. Accessed 11 May 2018.
- [6] Ministry of Finance. 2018. *Social Safety Net Programmes - Budget 2017-18, 2017-18 (Revised) & Budget 2018-19*. <<https://bit.ly/2NNSFjY>>. Accessed 12 July 2018.
-

## 6. Old-age Allowance Programme

Country	Bangladesh
Programme	Old-age Allowance Programme
Geographic area	South Asia
Previous programme name	
Start date	The programme was launched in 1998 [1]
Programme objectives	To provide income security to the elderly and improve their access to services [2]
Programme typology	Unconditional cash transfer
Programme components	
Conditionalities	
Targeting mechanisms	Categorical, community targeting, means testing [3]
Target areas	Nationwide [3]
Target groups	Elderly people. Priority is granted to those who are living with disabilities or illnesses, as well as to freedom fighters, the homeless or landless, widows and spouseless, and those who have no savings after expenditure on food [2]
Coverage	3.5 million beneficiaries in 2017/18 [2]
Eligibility criteria	The age of eligibility is 65 for men and 62 for women. Beneficiaries' annual income must be below BDT3,000 [2]
Eligibility reassessment	
Type of benefits	Cash
Amount of benefits	BDT500 per month [2]
Payment/delivery frequency	Quarterly, biannual or annual [4]
Benefit delivery mechanism	Payments are made by banks via the following mechanisms: direct transfer to beneficiaries' accounts, cash disbursement in selected branches, or in designated pay points. Some banks also provide benefits via mobile phones [4]
Benefit recipients	Beneficiaries themselves; proxies can also be formally nominated to collect the benefits on their behalf [4]
Minimum and maximum duration of benefits	
Programme expenditure	BDT2,400 crore (1 crore = 10 million) in the 2018-19 fiscal year [5]
Institutions and agencies involved	Department of Social Services, under the Ministry of Social Welfare [3]
Monitoring and evaluation mechanisms and frequency	



---

## References

- [1] Begun, Sharifa and Dharmapriya Wesumperuma. 2013. "The Old-age Allowance Programme in Bangladesh: Challenges and Lessons". One Pager No. 218. Brasília: International Policy Centre for Inclusive Growth. <<http://www.ipc-undp.org/pub/IPCOnePager218.pdf>>. Accessed 11 May 2018.
- [2] DSS 2017. "Old Age Allowance". Dhaka: Department of Social Services, Government of the People's Republic of Bangladesh. <<https://bit.ly/2Eug6zt>>. Accessed 11 May 2018).
- [3] Towfiqul Islam, Quazi 2012. "People's Republic of Bangladesh: Updating and Improving the Social Protection Index (Cofinanced by the Republic of Korea e-Asia and Knowledge Partnership Fund)". Asian Development Bank. <<https://bit.ly/2CQaZrL>>. Accessed 11 May 2018.
- [4] SPFMSP Project. 2017. "A Research Study on Government Payment System for Social Protection in Bangladesh". Dhaka: SPFMSP. <<https://bit.ly/2CoZZAt>>. Accessed 11 May 2018.
- [5] Ministry of Finance. 2018. Social Safety Net Programmes - Budget 2017-18, 2017-18 (Revised) & Budget 2018-19. <<https://bit.ly/2NNSFjY>>. Accessed 12 July 2018.
-



## 7. Primary Education Stipend Programme (PESP)

Country	Bangladesh
Programme	Primary Education Stipend Programme (PESP)
Geographic area	South Asia
Previous programme name	PESP substituted the Food for Education (FFE) and the Primary Education Stipends (PES) [1]
Start date	2002 [1]
Programme objectives	To increase enrolment and attendance, and reduce drop-out rates of primary school students [2]
Programme typology	Conditional cash transfer
Programme components	
Conditionalities	85 per cent of monthly school attendance and undertaking all examinations, achieving a set minimum mark in each class, with some exceptions [2]
Targeting mechanisms	Categorical
Target areas	Nationwide
Target groups	Children
Coverage	14,395,000 students are expected to be covered by the 2018-19 programme budget [4]
Eligibility criteria	<p><b>Eligible children:</b> all primary school children enrolled in participating primary schools. The programme was originally poverty-targeted and focused on rural areas but has been progressively universalised and extended nationwide</p> <p><b>Eligible schools:</b> government primary schools, government-recognised independent Ebtedayee Madrassahs, primary schools attached to high schools, High Madrassahs-attached primary schools, independent of Ebtedayee Madrassahs, primary schools run by Shishu Kollyan; and primary schools expanded up to grades VI–VIII. For city corporations and municipalities, only government and independent Ebtedayee Madrassahs are eligible [2]</p>
Eligibility reassessment	
Type of benefits	Cash
Amount of benefits	<p>Monthly rates vary according to the number of students in the household (up to 4):</p> <p>BDT100 for 1 student</p> <p>BDT200 for 2 students</p> <p>BDT250 for 3 students</p> <p>BDT300 for 4 students</p> <p>Students in schools that have been expanded up to grades VI–VIII receive BDT125 per student per month</p> <p>Pre-primary students are eligible to receive BDT50 per month [2]</p>
Payment/delivery frequency	Quarterly [2] [3]
Benefit delivery mechanism	Payments are disbursed via mobile banking through the Rupali Bank [2]
Benefit recipients	Mother or guardian of the child [2]
Minimum and maximum duration of benefits	Benefits are granted for the duration of the child's primary school studies [2]
Programme expenditure	BDT1550 crore (1 crore = 10 million) in the 2018-19 fiscal year [4]
Institutions and agencies involved	Ministry of Primary and Mass Education [2]



<b>Monitoring and evaluation mechanisms and frequency</b>	<p>Oversight is conducted by monitoring officers at the district level (one per district visiting at least 30 schools per month), to ensure guidelines are being followed and report implementation problems, among other responsibilities. The programme does not rely on a central monitoring mechanism and it does not have a formal grievance redressal mechanism [2]</p>
<b>References</b>	<p>[1] UNICEF. 2013. <i>Bangladesh Primary Education Stipends: A Qualitative Assessment</i>. Dhaka: Directorate of Primary Education, Power and Participation Research Centre, and UNICEF Bangladesh. &lt;<a href="https://uni.cf/2pvy1e8">https://uni.cf/2pvy1e8</a>&gt;. Accessed 11 May 2018.</p> <p>[2] Ministry of Finance. 2017. <i>A Diagnostic Study on Stipend Programmes in Bangladesh with Focus on Primary Education Stipend Project (PESP)</i>. &lt;<a href="https://bit.ly/2q6NDWB">https://bit.ly/2q6NDWB</a>&gt;. Accessed 12 July 2018.</p> <p>[3] Personal communication.</p> <p>[4] Ministry of Finance. 2018. Social Safety Net Programmes – Budget 2017-18, 2017-18 (Revised) &amp; Budget 2018-19. &lt;<a href="https://bit.ly/2NNSFJY">https://bit.ly/2NNSFJY</a>&gt;. Accessed 12 July 2018.</p>

## 8. Public Food Distribution System (PFDS)

Country	Bangladesh
Programme	Public Food Distribution System (PFDS)
Geographic area	South Asia
Previous programme name	
Start date	1943 [1]
Programme objectives	To supply food grains to food-based social assistance programmes; provide price incentive to farmers to encourage production; maintain a buffer food stock in case of emergencies; and stabilise market prices in the face of price volatility [2]
Programme typology	Food-for-work; food subsidy; institutional purchase from smallholder farmers; unconditional in-kind transfer
Programme components	The system operates through monetised and non-monetised channels. The former includes Open Market Sales (OMS), Essential Priorities (EP), Other Priorities (OP) and Large Employers (LE). The latter includes Food for Work (FFW), Vulnerable Group Development (VGD), Vulnerable Group Feeding (VGF), Test Relief (TR) and Gratuitous Relief (GR). Food Assistance for the Chittagong Hill Tracts Region is also provided via PFDS [3] [4]  FFW was expected to be substituted by the Work for Money programme, but after being initially defunded, FFW received new funds from the revised 2017-18 budget onwards [5] [6]
Conditionalities	
Targeting mechanisms	Geographical, categorical, community targeting, self-targeting
Target areas	The programme operates nationwide. <i>Upazila</i> -level poverty and food vulnerability maps indicate priorities for resource allocation of social assistance programmes [3]
Target groups	Poor households; working age population; women [3]
Coverage	The following coverage has been established for each component under the 2018-19 budget (in lac or man-months; 1 lac = 100,000) [6]:  OMS – 121.64 lac FFW – 11.01 man-months VGD – 142.47 man-months VGF – 64.72 lac TR – 19.06 man-months GR – 56.82 lac <b>Food Assistance for the Chittagong Hill Tracts Region – 7.76 man-months</b>
Eligibility criteria	Food assistance programmes typically target poor people (whose poverty and vulnerability status should be assessed based on land ownership, annual income, and/or occupation) and/or disaster-affected populations [3] [7]  The VGD, in particular, targets female-headed households whose head is able to work [8]
Eligibility reassessment	
Type of benefits	Food and other cash and in-kind assistance



<b>Amount of benefits</b>	<p>OMS – Rates of BDT 30 (USD0.36) per kilogram of rice and BDT 17 (USD0.2) per kilogram of wheat flour for low-income families (around 5 kg of rice per day per family was set to be distributed until the Boro harvest in April 2018) [9]</p> <p>FFW and TR – 8 kg of rice per work day [7] [10] [11]</p> <p>VGD – 30 kg of rice per month per household and social support services (including life skills and income-generating skills training, savings and access to credit) for a cycle of twenty-four months [8]</p> <p>VGf – 10-30 kg of rice/wheat per month [12]</p> <p>GR – The average amount of rice given out by the Gratuitous Relief programme is 15.7 kilograms per beneficiary [13] The programme also offers other cash or in-kind transfers (e.g. blankets) to meet the needs of disaster-affected people [14]</p> <p>Food Assistance for the Chittagong Hill Tracts Region – 3.5 kg per day per person (data from 2009) [15]</p>
<b>Payment/delivery frequency</b>	
<b>Benefit delivery mechanism</b>	<p>Food is stored in 670 central and local storage depots (<i>godowns</i>), so that in each <i>Upazila</i> there is at least one food <i>godown</i>; the construction of over 200 additional depots was underway as of 2013. Food is distributed under the <i>Upazila</i> administrative structure [3] [16]</p>
<b>Benefit recipients</b>	
<b>Minimum and maximum duration of benefits</b>	
<b>Programme expenditure</b>	<p>The following expenditure has been established for each component under the 2018-19 budget (in BDT crore; 1 crore = 10 million) [6]:</p> <p>OMS – 832</p> <p>FFW – 987.58</p> <p>VGD – 1,685.07</p> <p>VGf – 1,730.81</p> <p>TR – 1,390</p> <p>GR – 540.88</p> <p>Food Assistance for the Chittagong Hill Tracts Region – 282.82</p>
<b>Institutions and agencies involved</b>	<p>The PFDS is managed by the Ministry of Food [17] Under the Modern Food Storage Facilities Project (MFSP), the government of Bangladesh receives assistance from the World Bank to improve the efficiency of grain storage management [16]</p> <p>The Ministry of Disaster Management and Relief manages food-based social assistance programmes. VGD is also managed by the Ministry of Women and Children Affairs and receives support from the WFP. The Ministry of Chittagong Hill Tracts Affairs oversees the Food Assistance for the Chittagong Hill Tracts Region [18]</p>
<b>Monitoring and evaluation mechanisms and frequency</b>	<p>The government is receiving assistance to build an electronic monitoring system for food stocks that generates real-time data on stock levels in different locations [16]</p>



---

## References

- [1] Banerjee et al. 2014. *Historical Divergence in Public Management of Food Grain Systems in India and Bangladesh: Opportunities to Enhance Food Security*. <<https://bit.ly/2pYDgnr>>. Accessed 16 July 2018.
- [2] Bangladesh Legal Aid and Services Trust (BLAST) and Campaign for Right to Food & Social Security (RtF&SS). 2015. *The Right to Food: Legal Protection in Bangladesh*. <<https://bit.ly/2pYnBof>>. Accessed 06 August 2018.
- [3] Rahman, M., and N. Khaled, n.d. LDC Issues for Operationalisation of the SAARC Food Bank Bangladesh Case Study. SAWTEE Working Paper. <<https://bit.ly/2Ew50Pr>>. Accessed 06 August 2018.
- [4] Rohmanm, K.A. 2013. *Bangladesh National Food Security Strategies*. Presentation at the South Asia Policy Dialogue on Food Security Strategies Taj Mahal Hotel, New Delhi, India, 13-14 August 2013. <<https://bit.ly/2J2z7Yi>>. Accessed 06 August 2018.
- [5] World Bank. 2017. *International Development Association Project Paper on a Proposed Additional Financing and Restructuring in the Amount of SDR174.10 million (USD245.00 million equivalent) to the People's Republic of Bangladesh for the Safety Net Systems for the Poorest project*. <<https://bit.ly/2q0C5Ee>>. Accessed 06 August 2018.
- [6] Ministry of Finance. Social Safety Net Programmes – Budget 2017-18, 2017-18 (Revised) & Budget 2018-19. <<https://bit.ly/2NNSFjY>>. Accessed 12 July 2018.
- [7] Personal communication.
- [8] SPFMSP Project. 2017a. A Diagnostic Study on Vulnerable Group Development (VGD) Programme of Ministry of Women and Children's Affairs. <<https://bit.ly/2yKZm0J>>. Accessed 06 August 2018.
- [9] USDA Foreign Agricultural Service. 2018. "Bangladesh Grain and Feed Annual 2017." *GAIN Report* No. BG7004. Dhaka: USDA. <<https://bit.ly/2PbfZgc>>. Accessed 06 August 2018.
- [10] Cho, Yoonyoung, and Ummul Ruthbah. 2018. "Does Workfare Work Well? The Case of the Employment Generation Program for the Poorest in Bangladesh." *Policy Research Working Paper* No. 8395. <<https://bit.ly/2Eqm8vy>>. Accessed 23 July 2018.
- [11] Towfiqul Islam, Quazi 2012. *People's Republic of Bangladesh: Updating and Improving the Social Protection Index (Cofinanced by the Republic of Korea e-Asia and Knowledge Partnership Fund)*. Asian Development Bank. <<https://bit.ly/2CQaZrL>>. Accessed 11 May 2018.
- [12] SPFMSP Project. 2017b. Diagnostic Study on Vulnerable Group Feeding Scheme of Ministry of Disaster Management and Relief. <<https://bit.ly/2N00SEO>>. Accessed 06 August 2018.
- [13] Rama, Martin; Tara Bêteille, Yue Li, Pradeep K. Mitra, and John Lincoln Newman. 2015. *Addressing Inequality in South Asia. South Asia Development Forum*. Washington, D.C.: World Bank. <<https://bit.ly/1o2QLyq>>. Accessed 06 August 2018.
- [14] World Bank. 2013a. "Project Information Document (PID) – Appraisal Stage." Report No. PIDA946. <<https://bit.ly/2PemYFv>>. Accessed 06 August 2018.
- [15] Government of Bangladesh. 2009. *National Strategy for Accelerated Poverty Reduction II (Revised) FY 2009-2011*. <<https://bit.ly/2CohYXT>>. Accessed 06 August 2018.
- [16] World Bank. 2013b. *International Development Association Project Appraisal Document on a Proposed Credit in the Amount of SDR136.6 million (US\$210 million equivalent) to the People's Republic of Bangladesh for a Modern Food Storage Facilities Project (MFSP)*. <<https://bit.ly/2y0xo42>>. Accessed 06 August 2018.
- [17] Ministry of Food. 2016. *Project Implementation Manual – Modern Food Storage Facilities Project – MFSP* <<https://bit.ly/2Aht6nS>>. Accessed 06 August 2018.
- [18] Social Security Policy Support (SSPS) Programme. 2018. Social Security Programmes. <<https://bit.ly/2Agi16H>>. Accessed 06 August 2018.
-

## 9. School Feeding Programme in the Poverty-prone Areas

Country	Bangladesh
Programme	School Feeding Programme in the Poverty-prone Areas
Geographic area	South Asia
Previous programme name	
Start date	2011 [1]
Programme objectives	Improving enrolment rates in primary education and preventing drop-out [1]
Programme typology	School Feeding Programme
Programme components	De-worming activities are also conducted, as well as community-level awareness raising sessions on water, sanitation, hygiene, disaster risk reduction, and gardening [1]
Conditionalities	
Targeting mechanisms	Categorical, geographical
Target areas	93 <i>upazilas</i> (72 by government and 21 by WFP) of 29 districts are being covered by school feeding programmes [1]
Target groups	Children
Coverage	2.5 million students are covered by the Government of Bangladesh (2018-2019) [1] [4] 0.5 million students are covered by WFP [1]
Eligibility criteria	Beneficiaries must be enrolled in primary schools. WFP prioritised the poorest regions, with the worst performance in primary education indicators [1] [2]
Eligibility reassessment	
Type of benefits	Food
Amount of benefits	One 75g packet of fortified biscuits, corresponding to 67 per cent of a child's daily micronutrient requirements. WFP is running a mid-day meal pilot scheme with cooked food in all primary schools of Bamna Upazila in Barguna district, as well as in the schools of two Unions of Islampur <i>upazila</i> of Jamalpur district [1] [3]
Payment/delivery frequency	Daily [1]
Benefit delivery mechanism	Biscuits are distributed in schools [1]
Benefit recipients	Primary school students [1]
Minimum and maximum duration of benefits	Six days per week or 240 school days per year [3]
Programme expenditure	BDT671 crore (1 crore = 10 million) are allocated for this programme by the government in the 2018-19 fiscal year [4]
Institutions and agencies involved	Ministry of Primary and Mass Education, Directorate of Primary Education in partnership with the World Food Programme [1] The government is planning on transforming the current biscuit-based programme into a school meal programme (with support from FAO and UNICEF) and taking over the current WFP-led school feeding programme by mid-2018, with the exception of some areas where WFP continues its operations [5]
Monitoring and evaluation mechanisms and frequency	



---

## References

- [1] Government of Bangladesh. 2017. *Bangladesh Primary Education Annual Sector Performance Report – 2017*. <<https://bit.ly/2PHJWSm>>. Accessed 12 July 2018.
- [2] Nusha Yamina Choudhury, and Christa Räder. 2014. “Targeting the Poorest and Most Vulnerable: Examples from Bangladesh”. In *Marginality: Addressing the Nexus of Poverty, Exclusion and Ecology*. Edited by Joachim von Braun and Franz W. Gatzweiler. Springer Open. <<https://bit.ly/2QXhXOA>>. Accessed 11 May 2018.
- [3] Osmani et al. 2016. *Strategic Review of food security and nutrition in Bangladesh: Executive Summary*. Dhaka: World Food Programme. <<https://bit.ly/2QWrghG>>. Accessed 06 August 2018.
- [4] Ministry of Finance. Social Safety Net Programmes – Budget 2017-18, 2017-18 [Revised] & Budget 2018-19. <<https://bit.ly/2NNSFjY>>. Accessed 12 July 2018.
- [5] WFP. 2017. *Bangladesh Country Strategic Plan (2017-2020)*. Dhaka: World Food Programme. <<https://bit.ly/2CRikDB>>. Accessed 11 May 2018.
-

## 10. Secondary Education Sector Investment Programme (SESIP)

Country	Bangladesh
Programme	Secondary Education Sector Investment Programme (SESIP)
Geographic area	South Asia
Previous programme name	
Start date	2013 [1]
Programme objectives	To increase access to secondary education and reduce school drop-out. The programme is part of a larger effort to improve education service delivery [2]
Programme typology	Conditional cash transfer; educational fee waiver
Programme components	
Conditionalities	To continue receiving benefits students must have at least 75 per cent school attendance, obtain at least 40 per cent marks in the annual examination, and remain unmarried until SSC examination [3]
Targeting mechanisms	Categorical, means-tested
Target areas	Schools and Madrasahs of 54 <i>upazilas</i> under 17 districts participate in the programme [2]
Target groups	Children in secondary education
Coverage	18.75 lac (1 lac = 100,000) people are expected to be covered under the 2018-2019 budget [6]
Eligibility criteria	School-based committees apply a 'pro-poor methodology' in selecting the poorest students to participate in the programme [2]
Eligibility reassessment	
Type of benefits	Cash and payments of tuition and examination fees [3]
Amount of benefits	The yearly stipend rate varies according to the students' grades: Class 6 and class 7 – BDT1380 Class 8 – BDT 1680 Class 9 – BDT 2280 Class 10 – BDT 3510 [2]
Payment/delivery frequency	Biannual [4]
Benefit delivery mechanism	SESIP is delivered through mobile banking (bKash) [2]
Benefit recipients	In case the stipend recipient (student or guardian) does not own a mobile phone, a proxy can be nominated [5]
Minimum and maximum duration of benefits	Programme participation covers a period of 4 years (Classes 6 to 10) [2]
Programme expenditure	BDT600 crore (1 crore = 10 million) are budgeted for this programme in the 2018-2019 fiscal year [6]
Institutions and agencies involved	Ministry of Education (MoE). Co-implementing agencies include the National Academy for Education Management (NAEM), the Boards of Intermediate and Secondary Education (BISE), the National Curriculum and Textbook Board (NCTB), the Education Engineering Department (EED), the Directorate of Inspection and Audit (DIA), the Non-Government Teachers' Registration & Certification Authority (NTRCA), and the Bangladesh Bureau of Educational Information and Statistics (BANBEIS) including Bangladesh Madrasha Education Board (BMEB). ADB provides financial and technical support to the programme [1]





<p><b>Monitoring and evaluation mechanisms and frequency</b></p>	<p>An Inter-Ministerial Sector Programme Steering Committee (SPSC) oversees the programme at the highest level, followed by the Sector Programme Implementation Committee (SPIC) and the Sector Programme Support Unit (SPSU). Annual monitoring reports should be produced [ 1 ]</p>
<p><b>References</b></p>	<p>[ 1 ] SESIP. n.d. <i>About SESIP</i>. &lt;<a href="http://sesip.gov.bd/about-sesip/">http://sesip.gov.bd/about-sesip/</a>&gt;. Accessed 06 August 2018.</p> <p>[ 2 ] SPFMSP Project. 2017. <i>A Diagnostic Study on Stipend Programmes in Bangladesh with Focus on Primary Education Stipend Project (PESP)</i>. &lt;<a href="https://bit.ly/2q6NDWB">https://bit.ly/2q6NDWB</a>&gt;. Accessed 12 July 2018.</p> <p>[ 3 ] DSHE. 2016. <i>Semi-annual Monitoring Report (July – December 2016)</i>. Dhaka: DSHE. &lt;<a href="https://bit.ly/20xdaa1">https://bit.ly/20xdaa1</a>&gt;. Accessed 06 August 2018.</p> <p>[ 4 ] bKash. 2017. <i>Stipend disbursement through bKash</i>. &lt;<a href="https://www.bkash.com/node/2247">https://www.bkash.com/node/2247</a>&gt;. Accessed 06 August 2018.</p> <p>[ 5 ] SPFMSP Project 2017. “A Research Study on Government Payment System for Social Protection in Bangladesh”. Dhaka: SPFMSP. &lt;<a href="https://bit.ly/2CoZZAt">https://bit.ly/2CoZZAt</a>&gt;. Accessed 11 May 2018.</p> <p>[ 6 ] Ministry of Finance. 2018. <i>Social Safety Net Programmes - Budget 2017-18, 2017-18 (Revised) &amp; Budget 2018-19</i>. &lt;<a href="https://bit.ly/2NNSFJY">https://bit.ly/2NNSFJY</a>&gt;. Accessed 12 July 2018.</p>

## 11. Secondary Education Stipend Programme (SESP)

Country	Bangladesh
Programme	Secondary Education Stipend Programme (SESP)
Geographic area	South Asia
Previous programme name	
Start date	The first government-led secondary stipend programme was implemented in 1994, focusing on female students. The programme's target shifted to all poor students since 2009. The second phase occurred from 2014 to 2017 [1] [2]
Programme objectives	To promote access to secondary education, preparing students for employment opportunities and decreasing dropout rates [3]
Programme typology	Conditional cash transfer; educational fee waiver
Programme components	
Conditionalities	To continue receiving benefits students must attend at least 75 per cent of classes, obtain at least 40 per cent marks in the annual examination, and remain unmarried until SSC examination [1]
Targeting mechanisms	Means-tested, categorical
Target areas	183 <i>upazilas</i> have been covered by the programme [3]
Target groups	Children in secondary education
Coverage	8.33 lac (1 lac = 100,000) people are expected to be covered under the 2018-2019 budget [6]
Eligibility criteria	Secondary school students are included in the programme based on poverty criteria, which reviews the household's composition (whether it includes members from more vulnerable categories, such as low-income workers and people living with disabilities), their assets and their annual income. School-based committees apply a 'pro-poor' methodology to choose the poorest students to participate in the programme [2] [3]
Eligibility reassessment	
Type of benefits	Cash and payments of tuition and examination fees [1]
Amount of benefits	The stipend's yearly benefit rates vary by grade: Grade 6 – BDT1380 Grade 7 – BDT1380 Grade 8 – BDT1620 Grade 9 – BDT2040 Grade 10 – BDT2790 [3]
Payment/delivery frequency	Biannual [4]
Benefit delivery mechanism	Mobile Phone Banking [5]
Benefit recipients	In case the stipend recipient (student or guardian) does not own a mobile phone, a proxy can be nominated [5]
Minimum and maximum duration of benefits	Benefits are granted from Grade 6 to Grade 10 [3]
Programme expenditure	BDT 200 crore (1 crore = 10 million) in the 2018-19 fiscal year [6]
Institutions and agencies involved	Ministry of Education [1]
Monitoring and evaluation mechanisms and frequency	



---

## References

- [1] DSHE. 2016. *Semi-annual Monitoring Report (July – December 2016)*. Dhaka: DSHE. <<https://bit.ly/20xdaa1>>. Accessed 06 August 2018.
- [2] Khan, Rashed. 2014. “Factor Affecting Students Selection Process of ‘Secondary Education Stipend Program’ – A Case Study in Joypurhat Sadar Upazila”. Dhaka: BRAC Institute of Governance and Development (BIGD). <<https://bit.ly/2yNmVpN>>. Accessed 11 May 2018.
- [3] SPFMSP Project. 2017. *A Diagnostic Study on Stipend Programmes in Bangladesh with Focus on Primary Education Stipend Project (PESP)*. <<https://bit.ly/2q6NDWB>>. Accessed 23 July 2018.
- [4] Personal communication.
- [5] SPFMSP Project. 2017. ‘A Research Study on Government Payment System for Social Protection in Bangladesh’. <<https://bit.ly/2CoZZAt>>. Accessed 11 May 2018.
- [6] Ministry of Finance. 2018. *Social Safety Net Programmes – Budget 2017-18, 2017-18 (Revised) & Budget 2018-19*. <<https://bit.ly/2NNSFjY>>. Accessed 12 July 2018.
-

## 12. Work for Money (WFM)

Country	Bangladesh
Programme	Work for Money (WFM)
Geographic area	South Asia
Previous programme name	FFW was expected to be substituted by the WFM programme, but after being initially defunded, FFW received new funds from the revised 2017-18 budget [1] [2]
Start date	2017 [1]
Programme objectives	To renovate rural infrastructure [3]
Programme typology	Cash-for-work
Programme components	
Conditionalities	
Targeting mechanisms	Categorical, geographical
Target areas	Rural areas [4]
Target groups	Working-age population
Coverage	15.18 lac (1 lac = 100,000)/man-month (2018-19) [2]
Eligibility criteria	People who own at most 50 acres of land and those affected by river erosion or natural disasters [4]
Eligibility reassessment	
Type of benefits	Wages are paid in cash or their food equivalent
Amount of benefits	8 kg of rice/wheat or money equivalent to 7 hours of work [4]
Payment/delivery frequency	
Benefit delivery mechanism	Cash is disbursed directly to the beneficiaries [5]
Benefit recipients	Beneficiaries themselves [5]
Minimum and maximum duration of benefits	
Programme expenditure	BDT720.00 crore (1 crore = 10 million) in the 2018-19 fiscal year [2]
Institutions and agencies involved	Ministry of Disaster Management and Relief. The programme receives support from the World Bank [1]
Monitoring and evaluation mechanisms and frequency	
References	<p>[1] World Bank. 2017. "International Development Association Project Paper on a Proposed Additional Financing and Restructuring in the Amount of SDR174.10 million (USD245.00 million equivalent) to the People's Republic of Bangladesh for the Safety Net Systems for the Poorest Project)." <i>Report No. PAD245</i>. &lt;<a href="https://bit.ly/2q0C5Ee">https://bit.ly/2q0C5Ee</a>&gt;. Accessed 06 August 2018.</p> <p>[2] Ministry of Finance 2018a. <i>Social Safety Net Programmes - Budget 2017-18, 2017-18 (Revised) &amp; Budget 2018-19</i>. &lt;<a href="https://bit.ly/2NNSFjY">https://bit.ly/2NNSFjY</a>&gt;. Accessed 12 July 2018.</p> <p>[3] Ministry of Finance 2018b. <i>Bangladesh Economic Review 2017</i>, ch. 13 – Poverty Alleviation. Dhaka: Bangladesh Government Press. &lt;<a href="https://bit.ly/2Ah9EYm">https://bit.ly/2Ah9EYm</a>&gt;. Accessed 06 August 2018.</p> <p>[4] Personal communication.</p> <p>[5] SPFMS Project. 2017. <i>A Research Study On Government Payment System for Social Protection in Bangladesh</i>. Dhaka: SPFMS. &lt;<a href="https://bit.ly/2CoZZAt">https://bit.ly/2CoZZAt</a>&gt;. Accessed 11 May 2018.</p>

# BHUTAN

## 1. Rural Economic Advance Programme (REAP)

Country	Bhutan
Programme	Rural Economic Advance Programme (REAP)
Geographic area	South Asia
Previous programme name	
Start date	2008
Programme objectives	To reduce the poverty levels of selected communities by promoting sustainable livelihood activities
Programme typology	Sustainable livelihood programme; training
Programme components	Component 1 is implemented by local governments and comprises supply of agriculture machinery; income generating activities; access to food and nutrition; and targeted activities for the poorest households. Component 2 is implemented by the Tarayana Foundation and comprises improvement of housing; health and sanitation; self-help groups; training and development of skills; income-generating activities; access to food and nutrition [1]
Conditionalities	
Targeting mechanisms	Geographical
Target areas	109 villages covering 20 <i>dzongkhags</i> (administrative and judicial districts of Bhutan), with priority given to the 75 poorest villages in 18 <i>dzongkhags</i> [2]
Target groups	Low-income households
Coverage	
Eligibility criteria	Village selection was based on 11 indicators: land; access to road; distance to market; extension services; education; health; access to safe drinking water; electricity; environment; disaster vulnerability; and population [3]
Eligibility reassessment	
Type of benefits	Training; asset transfers
Amount of benefits	Assets such as agricultural machinery and cows are distributed through the programme. The programme also carries out training in income-generating activities
Payment/delivery frequency	One-time asset delivery [1]
Benefit delivery mechanism	Benefits are directly delivered by local government [1]
Benefit recipients	
Minimum and maximum duration of benefits	
Programme expenditure	BTN150 million (total project cost) [4]
Institutions and agencies involved	Gross National Happiness (GNH) Commission, local governments and the Tarayana Foundation [4]
Monitoring and evaluation mechanisms and frequency	



---

## References

- [1] Government of Bhutan. 2017. *Rural Economy Advancement Programme – (REAP II)*. Presentation. Research and Evaluation Division, Gross National Happiness Commission Secretariat. <<https://bit.ly/2CVZgla>>. Accessed 11 May 2018.
- [2] Government of Bhutan. 2016. 'Rural Economy Advancement Program'. <<https://bit.ly/2P4l1dq>>. Accessed 11 May 2018.
- [3] JICA. 2010. "Kingdom of Bhutan: Study for Poverty Profiles in the Asian Region. Final Report". Japan International Cooperation Agency and OPMAC Corporation. <<https://bit.ly/2yn5EnJ>>. Accessed 11 May 2018.
- [4] Government of Bhutan. 2017. *Rural Economy Advancement Programme (Phase II)*. Research and Evaluation Division, Gross National Happiness Commission Secretariat. <<https://bit.ly/2yqN6Dd>>. Accessed 11 May 2018.
-

## 2. School Feeding Programme

Country	Bhutan
Programme name	School Feeding Programme
Geographic area	South Asia
Previous Programme name	
Start date	The government has been collaborating with WFP to provide school meals since 1976 [1]
Objectives of the programme	To improve the educational outcomes and nutritional status of children [1]
Programme typology	School Feeding Programme
Programme components	An iron, de-worming and vitamin A supplementation programme is carried out in collaboration with the Ministry of Health [1] School feeding is implemented through both in-kind transfers and cash transfers. For in-kind transfers, there are currently nine commodities (non-perishable) that are centrally procured through the Food Corporation of Bhutan Limited (FCBL) by the Ministry of Education and delivered to feeding schools by the FCBL. Regarding the cash transfer component, BTN 400/child/month is transferred to schools through the district administration, to aid with the purchase of perishable commodities such as vegetables, fruits and meat [2]
Conditionalities	School attendance
Methods of targeting	Categorical
Target areas	Nationwide [3]
Target groups	Children
Coverage	72,503 students (2017) [3]
Eligibility criteria	Students enrolled in primary boarding schools and secondary schools [3] Eligibility to the government-supported feeding programme is based on walking distance. If a student resides further than 5 km from a school or has to walk more than an hour, he/she is eligible for school boarding. Boarding students are eligible for school feeding, with three daily meals. Students in the central schools are also eligible for a mid-day meal. For WFP-supported schools, eligibility is based on vulnerability to food insecurity and other educational indicators such as enrolment, attendance and accessibility to schools. WFP-supported school children are provided with two meals a day (breakfast and lunch). However, WFP support to school feeding with food commodities will be discontinued from 2019 onwards, at which point the children will be supported by the government under the National School Feeding Programme. Annually, the care of an agreed number of WFP-supported students is being transferred to the RGoB [2]
Eligibility reassessment	
Type of benefits	Food
Amount of benefits	Depends on the type of beneficiary. Boarders: three meals per day; day students in WFP-supported schools: two meals per day; day students in central schools: one meal per day [2]
Payment frequency	Daily
Benefit delivery mechanism	Meals are delivered directly at schools
Recipient of the benefit	Students
Minimum and maximum duration of benefits	290 days for boarding students and about 240 days for day students in a year [2]
Total programme expenditure	In the 2015-16 fiscal year, the programme had a governmental budget of BTN399,293,000.00 and an expenditure of BTN295,685,599.88 [1]



---

<b>Involved agencies</b>	The Royal Government of Bhutan's Ministry of Education and the World Food Programme (WFP). WFP is progressively handing over the full programme to the Ministry of Education, a process which is expected to be completed by the end of 2018 [1]
<b>Monitoring and evaluation mechanisms and frequency</b>	The Royal Audit Authority produced an audit report on the programme in 2017, which recommended instituting a monitoring and inspection mechanism to ensure food quality standards and monitor children's nutritional status [1]
<b>References</b>	<p>[1] Government of Buthan. 2017. <i>Performance Audit Report on School Feeding Programme</i>. &lt;<a href="https://bit.ly/2q1kSug">https://bit.ly/2q1kSug</a>&gt;. Accessed 11 May 2018.</p> <p>[2] Personal communication.</p> <p>[3] WFP. 2016. <i>WFP Bhutan Country Brief</i>. &lt;<a href="https://bit.ly/2AhjsBS">https://bit.ly/2AhjsBS</a>&gt;. Accessed 11 May 2018.</p>

---



# CAMBODIA

## 1. Disability Allowance

Country	Cambodia
Programme	Disability Allowance
Geographic area	East Asia and Pacific
Previous programme name	
Start date	2013 [1]
Programme objectives	
Programme typology	Unconditional cash transfer
Programme components	
Conditionalities	
Targeting mechanisms	Categorical, PMT
Target areas	Nationwide [1]
Target groups	People living with disabilities
Coverage	
Eligibility criteria	People living with disabilities who are poor, elderly or have no supporting families, verified by local authorities [1] According to the National Social Protection Policy Framework 2016-2025, the scheme will focus on people with disabilities who are members of households holding an 'ID poor' card (based on a PMT) [2]
Eligibility reassessment	
Type of benefits	Cash
Amount of benefits	The programme was intended to provide USD5 per month [1], however according to the National Social Protection Policy Framework 2016-2025, scheme benefits and conditions will be determined by the availability/fiscal space of the public budget [2]
Payment/delivery frequency	Monthly [1]
Benefit delivery mechanism	
Benefit recipients	
Minimum and maximum duration of benefits	
Programme expenditure	The programme was established with a total budget of USD1 million (however, there have been significant challenges in disbursing the funds) [1]
Institutions and agencies involved	Ministry of Social Affairs, Veterans and Youth Rehabilitation [1]
Monitoring and evaluation mechanisms and frequency	
References	[1] OECD. 2017. <i>Social Protection System Review of Cambodia</i> . OECD Development Pathways. Paris: OECD Publishing. < <a href="https://bit.ly/2QUwRoK">https://bit.ly/2QUwRoK</a> >. Accessed 11 May 2018. [2] Kingdom of Cambodia. 2017. <i>National Social Protection Policy Framework 2016-2015</i> . The Royal Government of Cambodia. < <a href="https://bit.ly/2Ah5pMr">https://bit.ly/2Ah5pMr</a> >. Accessed 11 May 2018.

## 2. Health Equity Fund

Country	Cambodia
Programme	Health Equity Fund (HEF)
Geographic area	East Asia and Pacific
Previous programme name	
Start date	2000 (started as a pilot) [1]
Programme objectives	To provide access to health care for the poor population [1]
Programme typology	Non-contributory health insurance
Programme components	
Conditionalities	
Targeting mechanisms	PMT
Target areas	Nationwide [1]
Target groups	Poor and vulnerable population [2]
Coverage	2,956,305 individuals (2015) [3]
Eligibility criteria	Members of poor households with IDPoor cards (based on a PMT) [2]
Eligibility reassessment	
Type of benefits	Health care benefits
Amount of benefits	User fee exemption of services provided at contracted public referral hospitals (RHs) and health centres (HCs); transportation reimbursements paid to beneficiaries who access RH-level care or delivery services at HCs; daily food allowances for caretakers of poor patients admitted to RHs; and a funeral benefit in case of death while receiving treatment at a RH [1]
Payment/delivery frequency	
Benefit delivery mechanism	Government reimburses facilities using case-based payments [1]
Benefit recipients	
Minimum and maximum duration of benefits	
Programme expenditure	USD13.5 million (2017, estimated). Currently, the government finances 40 per cent of HEF's direct benefit costs [4]
Institutions and agencies involved	Ministry of Health. Within each operational district, the fund is managed by a local non-governmental organisation known as a HEF Operator [1] Several donors fund the project, including the World Bank, KfW, DFAT and KOICA [4]
Monitoring and evaluation mechanisms and frequency	The HEF system is monitored nationally by an independent third-party HEF Implementer, which verifies the benefits through a team of field-based monitors, who conduct household interviews, bedside monitoring and document reviews [1]



---

## References

- [1] Annear, Peter Leslie, et al. 2016. *National coverage and health service utilization by Health Equity Fund members, 2004-2015*. ADRA Research Report. <<https://bit.ly/2AhPAFi>>. Accessed 23 July 2018.
- [2] OECD. 2017. *Social Protection System Review of Cambodia*. OECD Development Pathways. Paris: OECD Publishing. <<https://bit.ly/2QUwRoK>>. Accessed 11 May 2018.
- [3] World Bank. 2018. *The State of Social Safety Nets 2018*. Washington, D.C.: World Bank Group. <<https://bit.ly/2pZeV0k>>. Accessed 11 May 2018.
- [4] World Bank. 2016. "International Development Association Project Appraisal Document on a proposed credit in the amount of SDR21.7 million (US\$30 million equivalent) and a multi-donor trust fund grant in the amount of US\$50 million equivalent to the Kingdom of Cambodia for a Health Equity and Quality Improvement Project (H-EQIP)". *Report No. PAD1647*. <<https://bit.ly/2EvYrYe>>. Accessed 11 May 2018.
-

### 3. Productive Assets and Livelihood Support (PALS)

Country	Cambodia
Programme	Productive Assets and Livelihood Support (PALS)
Geographic area	East Asia and Pacific
Previous programme name	Food Assistance for Assets [ 1 ]
Start date	WFP-supported food assistance for assets programmes have been implemented since the mid-1990s. In 2012, the food assistance for assets programme was redesigned into the PALS programme [ 1 ]
Programme objectives	To contribute towards improving beneficiaries' agricultural productivity, access to markets, and social infrastructure. In the long term, to improve resilience capacity at the household and community levels [ 1 ]
Programme typology	Food-for-work
Programme components	
Conditionalities	
Targeting mechanisms	Geographical, PMT, community targeting, self-targeting
Target areas	6 provinces in 2016 [ 1 ] (7 provinces in 2018) [ 2 ]
Target groups	Poor and disaster-affected households
Coverage	28,680 households ( 131,928 individuals ) ( 2015 ) [ 3 ]
Eligibility criteria	The poorest and most disaster-affected areas after the 2012 floods were selected. The poorest households registered in the IDPoor system ( tiers 1 and 2 ) were given priority; non-IDPoor households were also eligible in case of lack of participants. Communities were also involved in the selection process through village-wide public meetings [ 1 ]
Eligibility reassessment	
Type of benefits	Food ( rice ) [ 2 ]
Amount of benefits	
Payment/delivery frequency	Food is distributed twice: upon completion of 20 per cent of the project, and after project completion [ 1 ]
Benefit delivery mechanism	
Benefit recipients	
Minimum and maximum duration of benefits	
Programme expenditure	The programme has a financing from WFP of about USD268,644 ( 12 per cent of USD2,238,706— which is the budget for strategic outcome 2 detailed in the <i>Cambodia Transitional Interim Country Strategic Plan</i> : “poor and vulnerable communes benefit from food systems that are more resilient and responsive to seasonal and long-term shocks and stresses, particularly during the high risk season” [ 1 ]
Institutions and agencies involved	Ministry of Rural Development, WFP, non-governmental organisations ( Mlup Baitong, ACF, World Vision International, Life with Dignity, Good Neighbours Cambodia ), and GIZ [ 1 ]
Monitoring and evaluation mechanisms and frequency	Pre- and post-activity monitoring surveys usually undertaken on a sample basis [ 1 ]



---

## References

- [1] Ravesloot, Bruce et al. 2018. "Country Portfolio Evaluation: Cambodia: An Evaluation of WFP's Portfolio (2011-2017)". *Evaluation Report No. OEV/2017/001*. Rome: World Food Programme and Tango International. <<https://bit.ly/2N0tq15>>. Accessed 11 May 2018.
- [2] WFP. 2018. *Cambodia Transitional Interim Country Strategic Plan (2018)*. Executive summary. Rome: World Food Programme. <<https://bit.ly/2CqpkT>>. Accessed 11 May 2018.
- [3] World Bank. 2018. *The State of Social Safety Nets*. Washington, D.C.: World Bank Group. <<https://bit.ly/2pZeV0k>>. Accessed 11 May 2018.
-

## 4. Scholarships

Country	Cambodia
Programme name	Scholarships
Geographic area	East Asia and Pacific
Previous Programme name	
Start date	
Objectives of the programme	To encourage elementary school attendance, especially of children from poor households, and to encourage students to continue their education at the secondary school level [1]
Programme typology	Conditional cash transfer; conditional in-kind transfer
Programme components	Scholarships are provided in the form of cash and food (take-home rations)
Conditionalities	School attendance: 80 per cent class attendance [2]
Methods of targeting	Categorical, PMT
Target areas	Nationwide; rural and remote areas are targeted for the primary school scholarships [3]
Target groups	Children from poor households [3]
Coverage	Primary school take-home rations: 6,200 students in 765 schools in 3 provinces Primary school cash scholarships in rural/remote areas: 79,004 (planned), 77,605 (actual) (plus 26,000 students from different areas than government primary school scholarship) Lower secondary cash scholarships: 70,574 students in 809 schools Upper secondary cash scholarship: 3,600 Students in 120 schools [3]
Eligibility criteria	WFP aims to provide scholarships (through both cash and take-home rations) to 27,600 primary school students in 2018 [2] Government-led scholarships are provided to poor students from primary to upper-secondary school level. The government aims to provide scholarships up to grade 12, but currently they reach students up to grade 10. Children in grades 4 to 10 (or aged 9 to 15) from poor households as identified by the Identification of Poor Households Programme (IDPoor), based on a PMT [3]
Eligibility reassessment	
Type of benefits	Cash and food
Amount of benefits	Primary and lower secondary scholarships: USD60 per year, or USD6 or 10kg rice plus one litre (0.91kg) of oil per month. Upper secondary scholarships: USD90 per year [3] [4]
Payment frequency	Monthly [4]
Benefit delivery mechanism	WFP cash scholarship is paid via bank accounts [4]
Recipient of the benefit	
Minimum and maximum duration of benefits	The government aims to provide scholarships up to grade 12, but currently they reach students up to grade 10 [3]
Total programme expenditure	0.03 per cent of GDP (2010) [5]
Involved agencies	Ministry of Education, Youth and Sports (MoEYS). WFP supports the programme. A hand over to the government is planned by 2019 [4]
Monitoring and evaluation mechanisms and frequency	WFP and NGO field staff gather information on the programme's school-based activities through mobile uploads of geo-referenced checklists into an online platform that allows real-time progress monitoring [2]



---

## References

- [1] Kingdom of Cambodia. 2017. *National Social Protection Policy Framework 2016-2015*. The Royal Government of Cambodia. <<https://bit.ly/2Ah5pMr>>. Accessed 11 May 2018.
- [2] WFP. 2018. *Cambodia Transitional Interim Country Strategic Plan (2018)*. Executive summary. Rome: World Food Programme. <<https://bit.ly/2CqpkT>>. Accessed 11 May 2018.
- [3] OECD. 2017. *Social Protection System Review of Cambodia*. OECD Development Pathways. Paris: OECD Publishing. <<https://bit.ly/2QUwRoK>>. Accessed 11 May 2018.
- [4] Ravesloot, Bruce et al. 2018. "Country Portfolio Evaluation: Cambodia: An Evaluation of WFP's Portfolio (2011-2017)". *Evaluation Report No. OEV/2017/001*. Rome: World Food Programme and Tango International. <<https://bit.ly/2N0tq15>>. Accessed 11 May 2018.
- [5] ILO. 2013. *Cambodia—Promotion of coordinated social protection and employment policies: Synthesis of the technical cooperation reports*. Geneva: International Labour Office. <<https://bit.ly/2CTaMEh>>. Accessed 13 August 2018.
-

## 5. School Feeding Programme

Country	Cambodia
Programme	School Feeding Programme
Geographic area	East Asia and Pacific
Previous programme name	
Start date	1999 [1]
Programme objectives	To promote universal access to primary education and improved educational outcomes [2]
Programme typology	School Feeding Programme
Programme components	The WFP has been working since 2015 on developing home-grown school feeding models, facilitating decentralised food supplies contracts between schools, commune councils and local producers. School meals will gradually make way for home-grown school feeding [3]
Conditionalities	School attendance [2]
Targeting mechanisms	Categorical and geographical
Target areas	Food-insecure districts in nine provinces [2] (eight provinces in 2018) [3]
Target groups	Children
Coverage	366,839 children (2016) [2] 379,500 children (planned for 2018) [3]
Eligibility criteria	Children enrolled in pre-primary and primary schools in the selected provinces [2]
Eligibility reassessment	
Type of benefits	Food
Amount of benefits	Daily breakfast meal consisting of rice, yellow split peas, canned fish, vegetable oil and iodised salt [2]
Payment/delivery frequency	Daily [2]
Benefit delivery mechanism	Meals are served in schools [2]
Benefit recipients	Students
Minimum and maximum duration of benefits	200 days per year [3]
Programme expenditure	WFP provides about USD11,621,550 for school feeding programmes for 2018 (80 per cent of the USD14,526,938 budget for strategic outcome 1 detailed in the <i>Cambodia Transitional Interim Country Strategic Plan</i> : “Children in poor and least resilient areas have reliable access to adequate and appropriate nutritious food throughout the year” [3]
Institutions and agencies involved	Ministry of Education, Youth and Sports, and WFP [1]
Monitoring and evaluation mechanisms and frequency	Information on school-based activities is captured by WFP and non-governmental organisations field staff through mobile upload of geo-referenced checklists using smart phones and tablets. Annual surveys and school assessments are used to monitor and evaluate the programme. Site visits are also undertaken by local education authorities [3]
References	[1] Ravesloot, Bruce et al. 2018. “Country Portfolio Evaluation: Cambodia: An Evaluation of WFP’s Portfolio (2011-2017)”. <i>Evaluation Report No. OEV/2017/001</i> . Rome: World Food Programme and Tango International. < <a href="https://bit.ly/2N0tq15">https://bit.ly/2N0tq15</a> >. Accessed 11 May 2018. [2] WFP 2016a. “Country Programme-Cambodia (2011-2018): Standard Project Report 2016”. World Food Programme in Cambodia. < <a href="https://bit.ly/2Cpe6G4">https://bit.ly/2Cpe6G4</a> >. Accessed 11 May 2018. [3] WFP 2018b. “Cambodia Transitional Interim Country Strategic Plan (2018)”. Rome: World Food Programme. < <a href="https://bit.ly/2CqpkT">https://bit.ly/2CqpkT</a> >. Accessed 11 May 2018.



# CHINA

## 1. Education, Housing, Medical and Temporary Assistance Programmes

Country	China
Programme	Education, Housing, Medical and Temporary Assistance Programmes
Geographic area	East Asia and Pacific
Previous programme name	
Start date	Educational Assistance (EA): 2004 Housing Assistance (HA): 1999 Medical Assistance (MA): 2003 Temporary Assistance (TA): 2007 [1]
Programme objectives	To address the unique needs of specific groups of the poor population [1]
Programme typology	Unconditional cash and in-kind transfers; educational fee waivers; housing subsidies; non-contributory health insurance; social support services [1] [2] [3]
Programme components	These assistance programmes provide support for education, housing and health costs, as well as temporary support in case of emergencies [3]
Conditionalities	
Targeting mechanisms	Categorical, means-tested [1]
Target areas	Nationwide [1]
Target groups	EA: students (pre-school to university) from poor households HA and MA: poor households TA: poor households in an emergency situation [1] [3]
Coverage	EA: over 91 million students (2016), including students from pre-school, compulsory education, senior middle school, vocational education, and university HA: 40 million urban households (2014) MA: 91,190,000 applicants were assisted (2014) TA: 6,507,000 families (2014) [2] [4] [5]
Eligibility criteria	EA: students from households benefiting from <i>Tekun</i> (combination of the former urban <i>Sanwu</i> and rural <i>Wubao</i> ) and <i>Dibao</i> programmes, or other poor students identified by local governments HA: urban <i>Dibao</i> households and rural families with severe housing needs MA: <i>Dibao</i> and <i>Tekun</i> households as well as poor families with severe medical needs TA: emergency-affected vulnerable households, or those severely affected by illness; <i>Dibao</i> and other families with urgent needs [1] [3]
Eligibility reassessment	
Type of benefits	Cash, in-kind benefits and social support services
Amount of benefits	EA: provision of free education for <i>Tekun</i> children and fee waivers for <i>Dibao</i> children for the duration of compulsory education and, if necessary, for high school education HA: provision of low-rent housing, rent subsidies and housing renovation subsidies MA: health insurance premiums, reimbursements of doctor visits, and inpatient treatments TA: cash assistance, temporary housing and medical treatment. The average benefit level per family in 2014 was CNY885.20 [1] [4]
Payment/delivery frequency	Delivery under these programmes is provided on the basis of needs, with no specific frequency
Benefit delivery mechanism	
Benefit recipients	Beneficiaries themselves



<b>Minimum and maximum duration of benefits</b>	
<b>Programme expenditure</b>	EA: CNY 168.876 billion (2016) HA: CNY 36.5 billion (from January to September 2015) MA: CNY 25,26 billion (2014) TA: CNY 5.76 billion (2014) [2] [4] [5]
<b>Institutions and agencies involved</b>	EA: Ministries of Civil Affairs and Education HA: Ministries of Civil Affairs, Finance, and Housing and Urban- Rural Development MA: Ministries of Civil Affairs, Health, and Finance TA: Ministry of Civil Affairs [1]
<b>Monitoring and evaluation mechanisms and frequency</b>	
<b>References</b>	[1] Gao, Qin. 2017. <i>Welfare, Work and Poverty: Social Assistance in China</i> . Oxford: Oxford University Press. [2] Ligu, Li. 2015. "Reform and Development of China's Social Assistance against the Background of the New-type Urbanization". Speech delivered at the Sixth South-South Learning Forum. < <a href="https://bit.ly/2pZg6NK">https://bit.ly/2pZg6NK</a> >. Accessed 11 May 2018. [3] Personal communication. [4] World Bank. 2014. <i>For the Dream of People's Livelihood: China's Social Assistance in Action</i> . < <a href="https://bit.ly/2CqkFYQ">https://bit.ly/2CqkFYQ</a> > (in Chinese). Accessed 11 May 2018. [5] Ministry of Education. 2016. China Student Financial Development Report. Available at < <a href="https://bit.ly/2yNp0a7">https://bit.ly/2yNp0a7</a> > (in Chinese). Accessed 23 July 2018.

## 2. Minimum Livelihood Guarantee (MLG, or Dibao)

Country	China
Programme	Minimum Livelihood Guarantee (MLG, or <i>Dibao</i> ) [1]
Geographic area	East Asia and Pacific
Previous programme name	
Start date	The programme was introduced in 1993 in Shanghai, expanded nationwide in urban areas in 1999 and further expanded to rural areas in 2007 [1]
Programme objectives	Initially aiming to serve as an anti-poverty safety net to tackle rising urban poverty, the programme has been expanded to become the primary national social assistance programme, and now seeks to address living standard inequalities between urban and rural areas, as well as rural poverty [1]
Programme typology	Unconditional cash transfers [1]
Programme components	In addition to the cash grant, <i>Dibao</i> beneficiaries are entitled to education, housing, medical, and temporary assistance.
Conditionalities	
Targeting mechanisms	Means-tested [2]
Target areas	Nationwide [2]
Target groups	Poor households [2]
Coverage	Urban areas: 13,105,228 people; rural areas: 40,690,650 people (October 2017) [4]
Eligibility criteria	A minimum 'living income' threshold ( <i>Dibao</i> standard) is defined by local governments and adjusted periodically. Eligible households are those with a per capita income below the local <i>Dibao</i> standard [2]
Eligibility reassessment	The verification of <i>Dibao's</i> beneficiaries' personal information is conducted on an ongoing basis (though with varying regularity depending on the characteristics of the beneficiary, e.g.: whether he or she is an able-bodied individual or an elderly one) using government databases and in-home inspections [3]
Type of benefits	Cash
Amount of benefits	Urban areas: CNY327 per person per month Rural areas: CNY164.4 per person per month (2016) [4]
Payment/delivery frequency	Monthly [2]
Benefit delivery mechanism	The benefit is deposited in the beneficiaries' bank accounts [2]
Benefit recipients	Household heads
Minimum and maximum duration of benefits	
Programme expenditure	Urban areas: CNY51.26 billion; rural areas: CNY84.55 billion (October 2017) [4]
Institutions and agencies involved	Department of Social Assistance of the Ministry of Civil Affairs (MCA) and local governments [1]
Monitoring and evaluation mechanisms and frequency	MCA oversees the monitoring of the programme and regular reports are published on its website. The programme relies on an information management system covering all levels of governance [1] [2]



---

## References

- [1] Gao, Qin. 2017. *Welfare, Work and Poverty: Social Assistance in China*. Oxford: Oxford University Press.
- [2] World Bank. 2014. "For the Dream of People's Livelihood: China's Social Assistance in Action". <<https://bit.ly/2CqkFYQ>> [in Chinese]. Accessed 11 May 2018.
- [3] Westmore, Ben. 2017. "Do Government Transfers Reduce Poverty in China? Micro Evidence From Five Regions". *Economics Department Working Papers No. 1415*. Paris: Organisation for Economic Co-operation and Development. <<https://bit.ly/2CS85Ts>>. Accessed 11 May 2018.
- [4] Ministry of Civil Affairs. 2016. *Monthly Social Service Statistics Monthly Report for November 2016*. <<https://bit.ly/2J57oWR>> [in Chinese]. Accessed 23 July 2018.
-

### 3. National Nutrition Improvement Programme (NNIP) or Nutritious Lunch Programme

Country	China
Programme	National Nutrition Improvement Programme (NNIP) or Nutritious Lunch Programme
Geographic area	East Asia and Pacific
Previous programme name	
Start date	2011 [1]
Programme objectives	To improve the nutrition level of rural students [1]
Programme typology	School Feeding Programme
Programme components	
Conditionalities	School attendance
Targeting mechanisms	Categorical, geographical
Target areas	1,502 counties by April 2016 [2]
Target groups	Children
Coverage	34.3 million children in 2016 [4]
Eligibility criteria	All children enrolled in schools in participating counties, for the duration of compulsory education (grades 1 to 9) [3]
Eligibility reassessment	
Type of benefits	Food
Amount of benefits	CNY3 to 4 per student per day is provided to cover meal costs [1] [3]
Payment/delivery frequency	Daily [1]
Benefit delivery mechanism	Meals are delivered in schools
Benefit recipients	Students
Minimum and maximum duration of benefits	200 days per year [1]
Programme expenditure	CNY25 billion in 2016 [4]
Institutions and agencies involved	Ministry of Education and local governments [5]
Monitoring and evaluation mechanisms and frequency	Daily oversight conducted by schools and special supervision conducted by the Nutrition Office at all levels of government. Groups composed of students, parents and teachers should also be involved in the programme's social oversight [6]
References	<p>[1] Du, Chungang, Ruodong Han, and Chuqiao Li. 2017. "Policy Design and Evaluation Based on Nutrition Meal Program from the Perspective of Public Policy". Beijing: Beijing Normal University. &lt;<a href="https://bit.ly/2QTSBkw">https://bit.ly/2QTSBkw</a>&gt;. Accessed 11 May 2018.</p> <p>[2] Ministry of Education. 2016. <i>Special supervision report on nutrition improvement plan for rural compulsory education students</i>. &lt;<a href="https://bit.ly/2CS6nl0">https://bit.ly/2CS6nl0</a>&gt; [in Chinese]. Accessed 23 July 2018.</p> <p>[3] Wang, Huan, et al. 2017. "Is China's 32 Billion Dollar Program to Fight Rural Undernutrition Working? A Mixed Methods Analysis". <i>Working Paper No. 320</i>. Stanford: Rural Education Action Program. &lt;<a href="https://bit.ly/2CQKSkT">https://bit.ly/2CQKSkT</a>&gt;. Accessed 11 May 2018.</p> <p>[4] Ministry of Education. 2016. China Student Financial Development Report. Available at &lt;<a href="https://bit.ly/2yNp0a7">https://bit.ly/2yNp0a7</a>&gt; [in Chinese]. Accessed 23 July 2018.</p> <p>[5] WFP. 2017. "China Country Strategic Plan (2017–2021)". Rome: World Food Programme. &lt;<a href="https://bit.ly/2NQD434">https://bit.ly/2NQD434</a>&gt;. Accessed 11 May 2018.</p> <p>[6] Ministry of Education. 2012. <i>Briefing on the work of rural compulsory education students' nutrition improvement plan</i>. &lt;<a href="https://bit.ly/2RZnHc4">https://bit.ly/2RZnHc4</a>&gt; [in Chinese]. Accessed 23 July 2018.</p>

#### 4. *Tekun* Programme for the Destitute

Country	China
Programme	<i>Tekun</i> Programme for the Destitute
Geographic area	East Asia and Pacific
Previous programme name	Since 2014, the former <i>Sanwu</i> is combined with <i>Wubao</i> in rural areas, and now it is called the <i>Tekun</i> programme [1]
Start date	1952 [2]
Programme objectives	To provide support for basic daily expenses, daily care and medical treatment to ‘three noes’ residents (people with no ability to work, no source of income, or any custodian caregiver providing for them) [2] [3]
Programme typology	Unconditional in-kind transfers; social support services
Programme components	Support for basic daily expenses, daily care, medical treatment, burial services, and education for youth under 16 [1]
<b>Conditionalities</b>	
Targeting mechanisms	Categorical, means-tested [5]
Target areas	Nationwide [2]
Target groups	Elderly people, people living with disabilities and children [5]
Coverage	5,209 million people (2015) [5]
Eligibility criteria	Elderly people over 60 years old, people living with disabilities and children (under 16 years old) who can’t provide for themselves nor have any caregiver who can provide for them [5]
<b>Eligibility reassessment</b>	
Type of benefits	Food, clothing, medical care, housing and burial expenses [6]
Amount of benefits	The average monthly subsidy of CNY251 was granted to beneficiaries living on their own and CNY354 was granted to beneficiaries in collective living arrangements in 2014 [4]
Payment/delivery frequency	Monthly
<b>Benefit delivery mechanism</b>	
<b>Benefit recipients</b>	
<b>Minimum and maximum duration of benefits</b>	
Programme expenditure	CNY15.05 billion (about 2.38 billion US dollars) from January to September 2015
Institutions and agencies involved	Department of Social Assistance and Department of Welfare of the Ministry of Civil Affairs (MCA), the Department of Education, and Employment under the Chinese Disabled Persons’ Federation and local governments [3]
Monitoring and evaluation mechanisms and frequency	The programme relies on the same monitoring and evaluation system as the <i>Dibao</i> programme [1]



---

## References

- [1] Personal communication.
- [2] World Bank. 2014. For the Dream of People's Livelihood: China's Social Assistance in Action. <<https://bit.ly/2CqkFYQ>> (in Chinese). Accessed 11 May 2018.
- [3] EU-China. 2017. "EU-China Social Protection Reform Project Component 3: Governance Framework for Social Assistance Administration and Management Processes". *Volume on 2016 Research, Topic 3.1.2*. <<https://bit.ly/2Ew1ZK2>>. Accessed 11 May 2018.
- [4] Gao, Qin. 2017. *Welfare, Work and Poverty: Social Assistance in China*. Oxford: Oxford University Press.
- [5] Ligu, Li. 2015. "Reform and Development of China's Social Assistance against the Background of the New-type Urbanization". Speech delivered at the Sixth South-South Learning Forum. <<https://bit.ly/2pZg6NK>>. Accessed 11 May 2018.
- [6] ILO. n.d. "Rural Dibao, Tekun, Wubao and Others [MOCA]". ILO website. <<https://bit.ly/2PFBqTN>>. Accessed 11 May 2018.
-

# EAST TIMOR

## 1. Bolsa da Mãe (Grant for Mothers)

Country	East Timor
Programme	<i>Bolsa da Mãe</i> (Grant for Mothers)
Geographic area	East Asia and Pacific
Previous programme name	
Start date	2008
Programme objectives	To reduce poverty, promote school attendance and the use of health services [1]
Programme typology	Conditional cash transfer
Programme components	
Conditionalities	Children younger than 6 years old must be vaccinated and children from 6-17 years old must be enrolled and attend school, receiving a pass grade [2]
Targeting mechanisms	Categorical and other poverty/vulnerability assessments [2]
Target areas	Nationwide
Target groups	Vulnerable households with children [3]
Coverage	54,090 beneficiaries households (2017) [5]
Eligibility criteria	Vulnerable households (whose vulnerability is assessed based on factors including household size, health and disability, educational level of household members, income source, land ownership, and distance to services) with children under the age of 17 [2]
Eligibility reassessment	An eligibility reassessment is conducted every two years to identify changes in the vulnerable status of households [2]
Type of benefits	Cash [3]
Amount of benefits	USD5 per child (up to 3 children per household, amounting to USD15) per month [1]
Payment/delivery frequency	Once per year, equivalent to 12 months of benefit [4]
Benefit delivery mechanism	Banks (where available) or payments in cash by joint teams of the Ministry of Finance and Ministry of Social Solidarity [2]
Benefit recipients	Female heads of households are given priority, but male-headed households are also eligible [4]
Minimum and maximum duration of benefits	
Programme expenditure	USD9,000,000 (2017) [5]
Institutions and agencies involved	Ministry of Social Solidarity [2]
Monitoring and evaluation mechanisms and frequency	MSS is developing a comprehensive monitoring and information system for all its programmes, as well as a monitoring and evaluation system [2]
References	[1] World Bank. 2015. "Assessing the Bolsa da Mãe Benefit Structure". Policy Note. Washington, D.C.: World Bank. < <a href="https://bit.ly/2CsNxzY">https://bit.ly/2CsNxzY</a> >. Accessed 22 May 2018. [2] World Bank. 2013. "Timor-Leste Social Assistance Public Expenditure and Program Performance Report". Report No: 73484-TP. < <a href="https://bit.ly/2CrEejF">https://bit.ly/2CrEejF</a> >. Accessed 22 May 2018. [3] Jornal da República. 2012. "Decreto-Lei N. 18/2012 de 4 de Abril: Subsídio de Apoio Condicional 'Bolsa da Mãe'". < <a href="https://bit.ly/2RZFb7W">https://bit.ly/2RZFb7W</a> >. Accessed 22 May 2018. [4] Personal communication. [5] UN Women 2017. 'Gender Analysis of the 2017 State Budget', UN Women. < <a href="https://bit.ly/2Nlsv29">https://bit.ly/2Nlsv29</a> >. Accessed 22 May 2018.



## 2. Programa de Alimentação Escolar (School Feeding Programme)

Country	East Timor
Programme	<i>Programa de Alimentação Escolar</i> (School Feeding Programme)
Geographic area	East Asia and Pacific
Previous programme name	
Start date	2007 [1]
Programme objectives	To ensure access to education and promote school attendance and performance [1]
Programme typology	School Feeding Programme
Programme components	
Conditionalities	School attendance
Targeting mechanisms	Categorical
Target areas	Nationwide
Target groups	Children
Coverage	350,305 students (2014) [1]
Eligibility criteria	Meals are delivered in schools based on number of children attending pre-primary or primary school [2]
Eligibility reassessment	
Type of benefits	Food
Amount of benefits	A daily hot meal lunch is distributed. It should include a combination of some of the following ingredients: rice, beans, pasta, eggs, vegetables, various proteins [1]
Payment/delivery frequency	Daily
Benefit delivery mechanism	Meals are delivered in schools [1]
Benefit recipients	Students
Minimum and maximum duration of benefits	
Programme expenditure	USD5,211,152.50 (second trimester of 2014) [1]
Institutions and agencies involved	Ministry of Education, with past support from the WFP [3]
Monitoring and evaluation mechanisms and frequency	
References	[1] Boavida, Diana Viana. 2016. "Programa de Alimentação Escolar de Timor-Leste: Limites, Desafios e Possibilidades na Implementação de uma Política Educacional". <i>Master's Thesis</i> . Brasília: Universidade Católica de Brasília. < <a href="https://bit.ly/2R1W1lz">https://bit.ly/2R1W1lz</a> >. Accessed 22 May 2018. [2] Personal communication. [3] World Bank. 2013. "Timor-Leste Social Assistance Public Expenditure and Program Performance Report". <i>Report No: 73484-TP</i> . < <a href="https://bit.ly/2CrEejF">https://bit.ly/2CrEejF</a> >. Accessed 22 May 2018.

### 3. Subsídio de apoio a Idosos e Inválidos (SAII, Pension for Elderly People and People with Disabilities)

Country	East Timor
Programme	<i>Subsídio de apoio a Idosos e Inválidos</i> (Pension for Elderly People and People with Disabilities)
Geographic area	East Asia and Pacific
Previous programme name	
Start date	2008 [1]
Programme objectives	The programme was launched as one of the measures to foster social peace after a period of conflicts in the country [2]
Programme typology	Unconditional cash transfer
Programme components	
Conditionalities	
Targeting mechanisms	Categorical
Target areas	Nationwide
Target groups	Elderly people and people living with disabilities
Coverage	94,287 beneficiaries, of which 86,974 are elderly and 7,313 are people living with disabilities (2016) [2]
Eligibility criteria	All citizens older than 60 as well as all people living with permanent physical or mental disabilities aged 18 and older, who are unable to work, are eligible for the programme. For people living with disabilities, a medical certificate of severe disability (issued by the Ministry of Health) must be presented upon registration [3]
Eligibility reassessment	
Type of benefits	Cash
Amount of benefits	USD30 (2016) per month [2]
Payment/delivery frequency	Although the payments, which are delivered through bank transfers, should be made monthly or quarterly, due to implementation difficulties they are made twice per year [2]
Benefit delivery mechanism	Banks or payments in cash by Ministry of Finance and Ministry of Social Solidarity joint teams [3]
Benefit recipients	Beneficiaries themselves or their designated proxies [3]
Minimum and maximum duration of benefits	
Programme expenditure	USD31.9 million or about 2.2 per cent of GDP (non-oil) (2016) [2]
Institutions and agencies involved	Ministry of Social Solidarity (MSS) [2]
Monitoring and evaluation mechanisms and frequency	MSS is developing a comprehensive monitoring and information system for all its programmes, as well as a monitoring and evaluation system [3]
References	[1] International Labour Organization. 2016. "Universal old-age and disability pensions in Timor-Leste". < <a href="https://bit.ly/2CU07cz">https://bit.ly/2CU07cz</a> >. Accessed 22 May 2018. [2] International Labour Office. 2017. "Universal old-age and disability pensions." International Labour Office. <i>Building Social Protection Floors. Country Note Series</i> . Geneva: International Labour Office. < <a href="https://bit.ly/2PI3Xbs">https://bit.ly/2PI3Xbs</a> >. Accessed 22 May 2018. [3] World Bank. 2013. "Timor-Leste Social Assistance Public Expenditure and Program Performance Report". <i>Report No: 73484-TP</i> . < <a href="https://bit.ly/2CrEejF">https://bit.ly/2CrEejF</a> >. Accessed 22 May 2018.

# INDIA

## 1. Janani Suraksha Yojana (JSY)

Country	India
Programme	Janani Suraksha Yojana (JSY)
Geographic area	South Asia
Previous programme name	National Maternity Benefit Scheme (NMBS)
Start date	NMBS was first introduced in 1995 as one of the components of the National Social Assistance Programme (NSAP) under the Ministry of Rural Development. It was later transferred to the Department of Family Welfare and merged with the Janani Suraksha Yojana (JSY) programme [1] [2]
Programme objectives	To reduce maternal and neonatal mortality by promoting institutional delivery among poor pregnant women [3]
Programme typology	Conditional cash transfer
Programme components	The programme provides benefits to mothers as well as to Accredited Social Health Activists (ASHAs), who encourage women to have institutional deliveries. Moreover, the programme subsidises the cost of caesarean sections and promotes the accreditation of private health institutions [3]
Conditionalities	To receive the benefits, women must give birth in a health facility [3]
Targeting mechanisms	Categorical, geographical, self-targeting, other poverty/vulnerability assessments [3]
Target areas	Nationwide, with priority given to 'low-performing states' (LPS) in terms of institutional delivery rates: Uttar Pradesh, Uttarakhand, Bihar, Jharkhand, Madhya Pradesh, Chhattisgarh, Assam, Rajasthan, Orissa and Jammu and Kashmir. The other states are considered 'high-performing states' (HPS) for the purposes of the programme [3]
Target groups	Poor pregnant women [3]
Coverage	The scheme currently covers more than 10 million beneficiaries every year [3]
Eligibility criteria	<b>For LPS:</b> All pregnant women delivering in public health centres, as well as all below poverty line Scheduled Caste Scheduled Tribe women delivering in accredited private institutions <b>For HPS:</b> All below poverty line Scheduled Caste, Scheduled Tribe women delivering in public health centres or accredited private institutions [3]
Eligibility reassessment	
Type of benefits	Cash
Amount of benefits	<b>For LPS in rural areas:</b> mothers' package of INR1400 and ASHA package of INR600 <b>For LPS in urban areas:</b> mothers' package of INR 1000 and ASHA package of INR400 <b>For HPS in rural areas:</b> mothers' package of INR700 and ASHA package of INR600 <b>For HPS in urban areas:</b> mothers' package of INR600 and ASHA's package of INR400  Women below the poverty line who prefer to deliver at home are also entitled to INR500 [3]
Payment/delivery frequency	One-time payment, immediately at the health facility or a week after the delivery [4]
Benefit delivery mechanism	The government has scaled up the Direct Benefit Transfer (DBT) mode of payment nationwide, so that beneficiaries can receive the benefit directly in their bank accounts [3]
Benefit recipients	Beneficiaries themselves
Minimum and maximum duration of benefits	
Programme expenditure	The programme had a budget of INR196,337.70 lakhs (1 lakh = 100,000) in 2015-16 [5]
Institutions and agencies involved	Department of Health and Family Welfare under the Ministry of Health and Family Welfare [6]



Monitoring and evaluation mechanisms and frequency	Implementation Committees oversee the overall monitoring and evaluation of the scheme and report to the central government [7]
References	<p>[1] India's Ministry of Rural Development, n.d. "National Social Assistance Programme (NSAP)". &lt;<a href="https://bit.ly/2QZz9D7">https://bit.ly/2QZz9D7</a>&gt;. Accessed 11 May 2018.</p> <p>[2] India's Ministry of Women and Child Development. 2010. 'Indira Gandhi Matritva Sahyog Yojana (IGMSY) – A Conditional Maternity Benefit Scheme' India's Ministry of Women and Child Development. &lt;<a href="https://bit.ly/2scqqRt">https://bit.ly/2scqqRt</a>&gt;. Accessed 11 May 2018.</p> <p>[3] MoHFW. 2017. "Maternal and Adolescent Healthcare". &lt;<a href="https://bit.ly/2CRrMKR">https://bit.ly/2CRrMKR</a>&gt;. Accessed 11 May 2018.</p> <p>[4] Powell-Jackson, Timothy; Sumit Mazumdar; and Anne Mills. 2015. "Financial incentives in health: New evidence from India's Janani Suraksha Yojana". <i>Journal of Health Economics</i>, vol. 43, 154-169. &lt;<a href="https://bit.ly/2pVjd9A">https://bit.ly/2pVjd9A</a>&gt;. Accessed 11 May 2018.</p> <p>[5] India's Ministry of Health and Family Welfare. 2017. "Janani Suraksha Yojana (JSY) has led to increased utilisation of Health Services among all groups". &lt;<a href="https://bit.ly/2yPXrbs">https://bit.ly/2yPXrbs</a>&gt;. Accessed 11 May 2018.</p> <p>[6] Ministry of Health and Family Welfare, Department of Health and Family Welfare. n.d. MOHFW website. &lt;<a href="http://mohfw.nic.in/">http://mohfw.nic.in/</a>&gt;. Accessed 23 July 2018.</p> <p>[7] Ministry of Health and Family Welfare, n.d. <i>Janani Suraksha Yojana: Guidelines for Implementation</i>. &lt;<a href="https://goo.gl/4YNH3F">https://goo.gl/4YNH3F</a>&gt;. Accessed 23 July 2018.</p>

## 2. Mahatma Gandhi National Rural Employment Guarantee Act (MGNREGA)

Country	India
Programme	Mahatma Gandhi National Rural Employment Guarantee Act (MGNREGA)
Geographic area	South Asia
Previous programme name	Indian employment scheme [1]
Start date	Enacted by legislation in 2005 [1]
Programme objectives	To reduce rural poverty, providing 100 days of guaranteed employment per year to the rural poor population and creating durable public assets [1]
Programme typology	Cash-for-work
Programme components	If the programme fails to provide employment to eligible applicants within 15 days of application, they are entitled to a daily unemployment allowance at a rate of no less than 1/4 of the wage rate for the first 30 days and no less than 1/2 of the wage rate for the remaining period of the fiscal year. Contingency expenditures are also foreseen in the case of a worker's death or permanent disability due to accident during their participation in the programme (ex-gratia payment); medical treatment in case of personal injuries; and hospitalisation payments including accommodation, treatment, medicines plus a daily payment of no less than 1/2 of the wage rate [2]
<b>Conditionalities</b>	
Targeting mechanisms	Geographical, self-targeting [2]
Target areas	Rural areas nationwide [1]
Target groups	Working-age population. Special efforts are made to reach disadvantaged groups like those who are destitute/widows, elderly people, people living with disabilities, particularly vulnerable tribal groups, nomadic tribal groups, Scheduled Castes, and Scheduled Tribes [2]
Coverage	Number of individuals who worked in the 2017-18 fiscal year: 75,900,000 (51,200,000 households) [4]
Eligibility criteria	Any adult who is above the age of 18 and resides in rural areas is entitled to apply for work [3]
<b>Eligibility reassessment</b>	
Type of benefits	Cash
Amount of benefits	Minimum wage of the state or greater. The average daily wage rate per person was INR169.46 in the 2017-18 fiscal year [1] [4]
Payment/delivery frequency	According to the programme's operational guidelines, payments are made on a weekly basis, or no later than a fortnight after the completion of the respective work [2] However, in practice, payments may take more than a month [7]
Benefit delivery mechanism	Payments are made preferably via banks and post offices. In areas where these are unavailable, payments can be made in cash in the presence of a Payment Committee following the detailed specifications of the programme's guidelines [2]
Benefit recipients	Beneficiaries themselves [2]
Minimum and maximum duration of benefits	At least 100 days of wage employment in a financial year [2]
Programme expenditure	INR48,000,00 crore (1 crore = 10 million) (budget estimated for the 2017-18 fiscal year) [5]
Institutions and agencies involved	At centre level: Central Employment Guarantee Council, Ministry of Rural Development (MoRD) [2]



**Monitoring and evaluation mechanisms and frequency**

The programme has a variety of monitoring structures in place. State governments are responsible for monitoring MGNREGA's processes and outcomes regularly, as well as for producing an annual report to their state legislatures. The Central Employment Guarantee Council (CEGC) is also in charge of preparing an annual report to be presented by the Central Government to Parliament. Finally, the programme relies on an institutionalised social audit process, which is conducted by an external organisation whose director has worked in the social sector for at least 15 years [2]

**References**

- [1] Breikreuz, Rhonda, et al. 2017. "The Mahatma Gandhi National Rural Employment Guarantee Scheme: A Policy Solution to Rural Poverty in India?". *Development Policy Review*, no. 35 (3): 397-417. <<https://bit.ly/2CpzoTT>>. Accessed 11 May 2018.
- [2] India's Ministry of Rural Development. 2013. *Mahatma Gandhi National Rural Employment Guarantee Act, 2005 Operational Guidelines*. <<https://bit.ly/2RXNIE>>. Accessed 23 July 2018.
- [3] India's Ministry of Rural Development. 2005. *The National Rural Employment Guarantee Act*. <[http://nrega.nic.in/nrega\\_guidelinesEng.pdf](http://nrega.nic.in/nrega_guidelinesEng.pdf)>. Accessed 11 May 2018.
- [4] NREGA. 2018. *All details dashboard*. <<https://bit.ly/2BRJPb>>. Accessed 06 August 2018.
- [5] Centre for Budget and Governance Accountability. 2017. <<https://bit.ly/2CTg0oj>>. Accessed 11 May 2018.

### 3. Mid-Day Meal (MDM)

Country	India
Programme	Mid-Day Meal (MDM)
Geographic area	South Asia
Previous programme name	National Programme of Nutritional Support to Primary Education (NP-NSPE)
Start date	School Feeding Programmes have been implemented in the country since 1925. The centrally sponsored scheme started in 1995 [1]
Programme objectives	To enhance school enrolment and attendance, and simultaneously improve nutritional levels among children [1]
Programme typology	School Feeding Programme
Programme components	
Conditionalities	Children need to attend classes to receive the benefit, since meals are distributed in schools
Targeting mechanisms	Categorical [1]
Target areas	Nationwide [1]
Target groups	Primary-school children [1]
Coverage	120 million students (2017) [3]
Eligibility criteria	Children must be enrolled in public schools (government, government-aided, local body, EGS and AIE Centres, Madrasas and Maqtabas supported under Sarva Shiksha Abhiyan and NCLP Schools run by the Ministry of Labour), studying in primary or upper primary classes [2]
Eligibility reassessment	
Type of benefits	Food
Amount of benefits	Students receive a meal containing 100 grams of foodgrains, 20 grams of dal, 50 grams of vegetables, and 5 grams of oil and fat (450 calories in total) at the primary stage and 150 grams of foodgrains, 30 grams of dal, 75 of vegetables, and 7.5 grams of oil and fat (700 calories in total) at the upper primary stage per school day [2]
Payment/delivery frequency	Daily [2]
Benefit delivery mechanism	Meals are served in schools [2]
Benefit recipients	Children/students
Minimum and maximum duration of benefits	Benefits last until children reach upper primary education. Meals are distributed throughout the school working year (314 days) and during summer vacations for drought-affected areas [2]
Programme expenditure	INR10,000 crore (1 crore = 10 million) (budget estimates for the 2017-18 fiscal year) [4]
Institutions and agencies involved	Department of School Education and Literacy under the Indian Ministry of Human Resource Development [5]
Monitoring and evaluation mechanisms and frequency	The programme is monitored by all levels of government, following the procedure established in the programme guidelines. Local communities are also encouraged to be involved in the process. Moreover, monitoring institutes, which are also in charge of verifying the progress and quality of the programme at the district level, covering 5 per cent of the total number of MDM-participating schools over within a period of two years, submit half-yearly reports. Monthly and quarterly progress reports produced by states are also part of the monitoring and evaluation efforts [2] [3]



---

## References

- [1] India's Ministry of Human Resource Development. n.d. "About the Mid Day Meal Scheme". <<http://mdm.nic.in/aboutus.html>>. Accessed 11 May 2018.
- [2] India's Ministry of Human Ressource Development. n.d. "Frequently asked questions on Mid Day Meal Scheme". <<https://bit.ly/2RYXaeP>>. Accessed 11 May 2018.
- [3] Debnath, Sisir; and Sheetal Sekhri, 2017. *No free lunch: Using Technology to Improve the Efficacy of School Feeding Programs. Final Report: S-35139-INC-1*. London: International Growth Centre. <<https://bit.ly/2R1hjje>>. Accessed 11 May 2018.
- [4] Centre for Budget and Governance Accountability. 2017. "Mid-day meal". <<https://bit.ly/2CqEr6l>>. Accessed 11 May 2018.
- [5] Mid Day Meal Scheme. n.d. <<http://mdm.nic.in/>>. Accessed 23 July 2018.
-



## 4. National Health Protection Scheme (NHPS)

Country	India
Programme	National Health Protection Scheme (NHPS)
Geographic area	South Asia
Previous programme name	The Rashtriya Swasthya Bima Yojana (RSBY) programme, which was under the purview of the Ministry of Labour and Employment, was shifted to the Ministry of Health and Family Welfare and renamed as Rashtriya Swasthya Suraksha Yojana (RSSY), and later was renamed again as National Health Protection Scheme in the 2017-18 budget [1]
Start date	2008 [2]
Programme objectives	To provide beneficiaries with financial protection against catastrophic health expenditures and to improve access to quality health care [3]
Programme typology	Non-contributory health insurance
Programme components	The programme provides coverage for hospitalisation expenses and transportation charges [4]
<b>Conditionalities</b>	
Targeting mechanisms	Other poverty/vulnerability assessments [4]
Target areas	Nationwide
Target groups	People living below the poverty line
Coverage	130 million beneficiaries in more than 41 million households (2017) are currently covered by RSBY, but coverage is expected to be expanded under the NHPS [2] [5]
Eligibility criteria	The benefits extend to a maximum of five members (including the head of household, spouse and three dependents) of any household below the poverty line. There are no age limits and pre-existing conditions are covered [4]
<b>Eligibility reassessment</b>	
Type of benefits	Health care services
Amount of benefits	Hospitalisation coverage of up to INR30,000 per year on a family floater basis for diseases defined in package list. Transportation charges are also covered at the rate of INR100 per visit, up to a maximum of INR1,000 per year [4]
Payment/delivery frequency	After receiving the smart card, beneficiaries can seek treatment whenever they want or need [2]
Benefit delivery mechanism	Selected insurance companies enroll households directly in villages and issue a biometric smart card to beneficiaries, which can be used to access cashless treatment at any public or private hospital across India which is registered with the scheme [2]
Benefit recipients	The card is given to the head of the household. In some states like West Bengal, the RSBY smart card is issued in the women's name [2]
<b>Minimum and maximum duration of benefits</b>	
Programme expenditure	INR1,000 crore (1 crore = 10 million) (budget estimates for the 2017-18 fiscal year) [6]
Institutions and agencies involved	Ministry of Health and Family Welfare [3]
Monitoring and evaluation mechanisms and frequency	State Nodal Agencies (SNA) oversee monitoring the scheme, in coordination with insurance company, hospital, and district authorities, as well as other local stakeholders. Furthermore, the programme will rely on a back-end data management system to track all transactions and provide analytical reports [3]



---

**References**

- [1] Personal communication.
- [2] German Cooperation. 2017. *Mainstreaming Gender and Targeting Women in Inclusive Insurance: Perspectives and Emerging Lessons*. Eschborn: Deutsche Gesellschaft für Internationale Zusammenarbeit. <<https://bit.ly/2J4rSzb>>. Accessed 11 May 2018.
- [3] Rashtriya Swasthya Bima Yojana. n.d. "About RSBY". RSBY website. <<https://bit.ly/2Ew9GzU>>. Accessed 11 May 2018.
- [4] Rashtriya Swasthya Bima Yojana. n.d. "FAQs". RSBY website. <<https://bit.ly/2PMeBOU>>. Accessed 11 May 2018.
- [5] US Aid. 2017. "Pathways to Universal Health Coverage: Lessons from Government-Sponsored and Community-Based Health Insurance Schemes in India". North Bethesda, MD: Abt Associates. <<https://bit.ly/2EEQNu0>>. Accessed 11 May 2018.
- [6] Centre for Budget and Governance Accountability. 2017. "National Health Protection Scheme (NHPS)". <<https://bit.ly/20vE3eh>>. Accessed 11 May 2018.
-

## 5. National Social Assistance Programme

Country	India
Programme	National Social Assistance Programme
Geographic area	South Asia
Previous programme name	
Start date	NSAP was instituted in 1995. The Annapurna Scheme was included in 2000 and the Indira Gandhi National Widow Pension Scheme and Indira Gandhi National Disability Pension Scheme in 2009 [1]
Programme objectives	Ensuring a minimum national standard for social assistance and promoting the population's right to work, to education and to public assistance as laid out in Article 41 of the Constitution [2]
Programme typology	Unconditional cash and in-kind transfers
Programme components	1 - Indira Gandhi National Old Age Pension Scheme (IGNOAPS) 2 - Indira Gandhi National Widow Pension Scheme (IGNWPS) 3 - Indira Gandhi National Disability Pension Scheme (IGNDPS) 4 - National Family Benefit Scheme (NFBS) 5 - Annapurna Scheme [2]
Conditionalities	
Targeting mechanisms	Categorical; other poverty/vulnerability assessments
Target areas	Nationwide [2]
Target groups	Elderly people, widows, people living with disabilities, and households living below the poverty line, without a breadwinner [2]
Coverage	IGNOAPS: 22,981,127 beneficiaries. IGNWPS: 6,333,059 beneficiaries. IGNDPS: 1,087,361 beneficiaries. NFBS: 293,977 beneficiaries. Annapurna Scheme: 928,333 beneficiaries (2014-15) [4]
Eligibility criteria	People living below the poverty line are eligible for the programme Each component has further specific eligibility criteria IGNOAPS: 60 years and above IGNWPS: 40 years and above. IGNDPS: 18 years and above with a disability level of 80 per cent. Little people are also entitled to this benefit NFBS: households whose bread-winner (male or female, between 18 and 60 years of age) passed away due to any event (natural or otherwise); the term 'household' includes spouse, minor children, unmarried daughters and dependent parents. Annapurna Scheme: eligible elderly people who are not covered by the IGNOAPS [2]
Eligibility reassessment	
Type of benefits	Cash and food.
Amount of benefits	IGNOAPS: INR200 per month; INR 500 for the elderly above 80 years of age IGNWPS: INR300 per month; INR 500 for the elderly above 80 years of age IGNDPS: INR300 per month; INR 500 for the elderly above 80 years of age NFBS: INR20,000 (lump sum) Annapurna Scheme: 10 kgs of wheat or rice per month per beneficiary [2]
Payment/delivery frequency	Monthly, where possible, otherwise quarterly or half yearly, in advance [1]



<b>Benefit delivery mechanism</b>	Banks, post office accounts, money orders and cash disbursement, with preference given to transfers to bank accounts or post office savings accounts. The NASP guidelines also state that the benefits can be delivered at the doorstep of beneficiaries using a banking correspondent model (such as postal money order). Payment in cash is adopted only if the other modes are unavailable. Benefits of the Annapurna Scheme are delivered via the Targeted Public Distribution System [2] [3]
<b>Benefit recipients</b>	<b>NFBS:</b> The family benefit will be paid to surviving members of the household of the deceased poor, who after local inquiry, is found to be the head of the household. <b>All others:</b> beneficiaries themselves [2]
<b>Minimum and maximum duration of benefits</b>	Benefits cease in case of death of the beneficiary or if the benefits are not withdrawn within a reasonable amount of time [1]
<b>Programme expenditure</b>	INR9,500 crore (1 crore = 10 million) (budget estimates for 2017-18 fiscal year) [5]
<b>Institutions and agencies involved</b>	Ministry of Rural Development [2]
<b>Monitoring and evaluation mechanisms and frequency</b>	The Ministry of Rural Development is assisted by a National Social Assistance Advisory Committee established at all governance levels in the process of monitoring and evaluation. State governments will produce monthly and quarterly progress reports. These reports should be produced automatically once the programme's monitoring and information system is fully operational [2]
<b>References</b>	[1] National Social Assistance Programme. n.d. <i>Frequently Asked Questions</i> . NSAP website. < <a href="https://bit.ly/2AhkgXc">https://bit.ly/2AhkgXc</a> >. Accessed 11 May 2018. [2] Government of India. 2014. <i>National Social Assistance Programme Guidelines</i> . Department of Food and Public Distribution. < <a href="https://bit.ly/2P6oidi">https://bit.ly/2P6oidi</a> >. Accessed 11 May 2018. [3] India's Department of Food and Public Distribution. 2017. <i>Annual Report 2016-2017</i> . < <a href="https://bit.ly/2EON6Px">https://bit.ly/2EON6Px</a> >. Accessed 11 May 2018. [4] India's Ministry of Statistics and Programme Implementation. 2017. "Rural and Urban Development: Statistical Year Book India 2017". MOSPI website. < <a href="https://bit.ly/2P6ogCc">https://bit.ly/2P6ogCc</a> >. Accessed 11 May 2018. [5] Centre for Budget and Governance Accountability. 2017. "National Social Assistance Programme (NSAP)". < <a href="https://bit.ly/2CU5EQn">https://bit.ly/2CU5EQn</a> >. Accessed 11 May 2018.

## 6. Pradhan Mantri Matritva Vandana Yojana (PMMVY)

Country	India
Programme	Pradhan Mantri Matritva Vandana Yojana (PMMVY)
Geographic area	South Asia
Previous programme name	Indira Gandhi Matritva Sahyog Yojana (IGMSY)/Maternity Benefit Programme (MBP) was implemented in 2010 on a pilot-basis [1]
Start date	2010 on a pilot basis since 2017 has been implemented in all districts [1]
Programme objectives	To provide partial income to women during their first pregnancy, to allow women to take adequate rest and promote positive health-seeking behaviour among beneficiaries [1]
Programme typology	Conditional cash transfer
Programme components	
Conditionalities	Early registration of pregnancy, one antenatal care visit, child registration and vaccination/immunisation [1]
Targeting mechanisms	Categorical [1]
Target areas	Nationwide [1]
Target groups	Pregnant women and lactating mothers [1]
Eligibility criteria	All first-time pregnant women and lactating mothers, except those regularly employed by the public sector or who receive similar benefits [1]
Coverage	The programme has benefited 600,000 women annually [2]
Eligibility reassessment	
Type of benefits	Cash
Amount of benefits	Benefits are paid in three installments amounting to INR5000: INR1000 for the early registration of pregnancy at a Anganwadi Centre (AWC)–approved health facility INR2000 after six months of pregnancy if the beneficiary attends one antenatal check-up session INR2000 after the child is registered and vaccinated [1]
Payment/delivery frequency	Three one-time payments [1]
Benefit delivery mechanism	Programme guidelines specify that the money should be delivered via direct transfer to the beneficiaries' bank or post office personal accounts and not to the husband's/household member's joint accounts [1]
Benefit recipients	Beneficiaries themselves [1]
Minimum and maximum duration of benefits	Benefits under the scheme are delivered only once. In case of miscarriage or stillbirth, the beneficiary may receive the remaining benefits in case of another pregnancy [1]
Programme expenditure	INR2,700 crore (1 crore = 10 million) (budget estimates for the 2017-18 fiscal year) [3]
Institutions and agencies involved	Ministry of Women and Child Development [1]
Monitoring and evaluation mechanisms and frequency	Steering and monitoring committees are formed at the state, district, project and village levels to review, monitor and advise on the programme's implementation. NITI Aayog (a governmental think tank) oversees the monthly monitoring the programme during the first two years, carrying out a mid-course evaluation after six months of roll-out [1]



---

**References**

- [1] Ministry of Women and Child Development. 2017. Pradhan Mantri Matru Vandana Yojana (PMMVY) – Scheme Implementation Guidelines. <<https://bit.ly/2PeXMyF>>. Accessed 23 July 2018.
- [2] Ministry of Women and Child Development. *Annual Report 2016-17*. <<https://bit.ly/2AgB9S2>>. Accessed 23 July 2018.
- [3] Centre for Budget and Governance Accountability. 2017. “Indira Gandhi Matritva Sahyog Yojana (IGMSY)/Maternity Benefit Programme (MBP)”. <<https://bit.ly/2PHfmIn>>. Accessed 11 May 2018.
-

## 7. Targeted Public Distribution System (TPDS)

Country	India
Programme	Targeted Public Distribution System (TPDS)
Geographic area	South Asia
Previous programme name	Public Distribution System (PDS) and Revamped Public Distribution System (RPDS) [1]
Start date	1997 [2]
Programme objectives	TPDS aims at providing food security to poor and vulnerable people. The programme also provides subsidized fuel for household use in cooking and lighting [3] [4]
Programme typology	Food subsidies; fuel subsidies
Programme components	TPDS encompasses food and fuel subsidies. A sub-component of the TPDS is the <i>Antyodaya Anna Yojana</i> (AAY), which was launched in December 2000 and targets the poorest among the poor [2]
<b>Conditionalities</b>	
Targeting mechanisms	Categorical; other poverty/vulnerability assessments
Target areas	Nationwide [5]
Target groups	Poor households [2] The following groups should be prioritised for the AAY component: landless agriculture/informal labourers and destitute people; widows or people living with disabilities or terminal illness or aged 60 years and above (or households headed by them); single women or single men with no means of providing for themselves; all particularly vulnerable tribal groups; households with HIV-positive members [2] [5]
Coverage	After NFSA's rollout nationwide, TPDS is expected to reach 190 million families (2017) [6]
Eligibility criteria	Under the National Food Security Act (NFSA) of 2013, 75 per cent and 50 per cent of the population, in rural and urban areas respectively, are entitled to receive subsidised food grains under the programme, which corresponds to about two thirds of the total population. Two types of groups benefit from the programme: 1) Priority households (to be identified by responsible states/union territories in accordance with guidelines developed by them); 2) AAY households [2] [5]
<b>Eligibility reassessment</b>	
Type of benefits	Food and fuel at subsidised prices, namely wheat, rice, sugar, kerosene and cooking coal [6]
Amount of benefits	Under the NFSA, all eligible beneficiaries are entitled to 5 kg of food grains at subsidised prices per month per person and AAY beneficiaries are entitled to 35 kg per month per family. The subsidised prices for rice, wheat and millet are INR3/2/1 per kg, respectively. Kerosene allocation varies by state and is determined based on the beneficiaries' liquid petroleum gas connection (whether no connection, a single-bottle or a double bottle connection). Those with a double connection are not entitled to kerosene allocations; those with no connection are usually entitled to a larger amount of kerosene [6] [7]  States that have achieved 100 per cent electrification will stop kerosene subsidy, as per government decision in 2014. However, a lot of states are still distributing kerosene as they still have not attained 100 per cent household electrification [8]
Payment/delivery frequency	Monthly [1]
Benefit delivery mechanism	Two types of smart cards are used, one for priority households and one for AAY households [2] The products are distributed through more than 500,000 'fair price' shops nationwide [6]
Benefit recipients	Cardholders
Minimum and maximum duration of benefits	



<b>Programme expenditure</b>	Food subsidies: INR145,338.60 crore (1 crore = 10 million) (budget estimates for the 2017-18 fiscal year); Kerosene subsidies amounted to INR8923.87 crore (budget estimates for the 2017-18 fiscal year) [9]
<b>Institutions and agencies involved</b>	Department of Food and Public Distribution under the Ministry of Consumer Affairs, Food and Public Distribution. WFP also collaborates with the government to strengthen the programme [10] [11]
<b>Monitoring and evaluation mechanisms and frequency</b>	Evaluation studies are conducted by the Department to understand the impact of the programme on target beneficiaries and to correct any issues in programme implementation [12]
<b>References</b>	<p>[1] India's Ministry of Consumer Affairs, Food and Public Distribution. n.d. "Targeted Public Distribution System". &lt;<a href="https://bit.ly/2CAjXsn">https://bit.ly/2CAjXsn</a>&gt;. Accessed 11 May 2018.</p> <p>[2] India's Ministry of Consumer Affairs, Food and Public Distribution. n.d. "Frequently Asked Questions". &lt;<a href="http://dfpd.nic.in/faq.htm">http://dfpd.nic.in/faq.htm</a>&gt;. Accessed 11 May 2018.</p> <p>[3] National Council of Applied Research. 2015. "Evaluation Study of Targeted Public Distribution System in selected States". India's Ministry of Consumer Affairs, Food and Public Distribution. &lt;<a href="https://bit.ly/2NWqwXS">https://bit.ly/2NWqwXS</a>&gt;. Accessed 11 May 2018.</p> <p>[4] Jain, Abhishek, and Aditya Ramji. 2016. <i>Reforming Kerosene Subsidies in India: Towards Better Alternatives</i>. Winnipeg: International Institute for Sustainable Development. &lt;<a href="https://bit.ly/2Am02Kf">https://bit.ly/2Am02Kf</a>&gt;. Accessed 11 May 2018.</p> <p>[5] India's Department of Food and Public Distribution. 2017. <i>Annual Report 2016-2017</i>. &lt;<a href="https://bit.ly/2EON6Px">https://bit.ly/2EON6Px</a>&gt;. Accessed 11 May 2018.</p> <p>[6] Bhattacharya, Shrayana, Vanita Leah Falcao, and Raghav Puri. 2018. 'The Public Distribution System in India'. In <i>The 1.5 Billion People Question: Food, Vouchers, or Cash Transfers?</i>, edited by Harold Alderman, Ugo Gentilini, and Ruslan Yemtsov. Washington, D.C.: World Bank. &lt;<a href="https://bit.ly/2EG7Tlv">https://bit.ly/2EG7Tlv</a>&gt;. Accessed 11 May 2018.</p> <p>[7] IISD. 2012. "Fossil-Fuel Subsidy Reform in India: Cash Transfers for PDS Kerosene and Domestic LPG". Draft Research Report. Winnipeg: International Institute for Sustainable Development. &lt;<a href="https://bit.ly/2EBNMLv">https://bit.ly/2EBNMLv</a>&gt;. Accessed 11 May 2018.</p> <p>[8] Personal communication.</p> <p>[9] Union Budget. 2018. "Statement on Subsidies and and Subsidy related Schemes". <i>Expenditure Profile 2017-2018</i>. &lt;<a href="https://bit.ly/2PN975X">https://bit.ly/2PN975X</a>&gt;. Accessed 11 May 2018.</p> <p>[10] Department of Food and Public Distribution website. n.d. &lt;<a href="http://dfpd.nic.in/">http://dfpd.nic.in/</a>&gt;. Accessed 23 July 2018.</p> <p>[11] WFP. 2014. <i>Targeted Public Distribution System: Best Practice Solution</i>. Rome: World Food Programme. &lt;<a href="https://bit.ly/2ynqjY0">https://bit.ly/2ynqjY0</a>&gt;. Accessed 11 May 2018.</p> <p>[12] India's Department of Food and Public Distribution website. n.d. "Strengthening of PDS; Capacity Bulding, Quality Control, Consultancies and Research". &lt;<a href="http://dfpd.nic.in/tpds-emrs.htm">http://dfpd.nic.in/tpds-emrs.htm</a>&gt;. Accessed 11 May 2018.</p>



# INDONESIA

## 1. *Bantuan Langsung Sementara Masyarakat* (BLSM—Unconditional Cash Transfer Programme)

Country	Indonesia
Programme	<i>Bantuan Langsung Sementara Masyarakat</i> (BLSM—Unconditional Cash Transfer Programme)
Geographic area	East Asia and Pacific
Previous programme name	
Start date	2013 [ 1 ]
Programme objectives	Supplementing the consumption of poor households in the face of price volatility through temporary unconditional cash transfers [ 1 ]
Programme typology	Unconditional cash transfer
Programme components	
Conditionalities	
Targeting mechanisms	PMT (included in the national registry, UDB) [ 2 ]
Target areas	Nationwide [ 1 ]
Target groups	Poor households
Coverage	KKS and KSKS cards are intended to cover 15.8 million households [ 1 ]
Eligibility criteria	The poorest 25 per cent of Indonesian households are eligible to receive BLSM transfers. Eligible households use their social assistance cards (Kartu Perlindungan Sosial, KPS, Kartu Keluarga Sejahtera, KKS, or Kartu Simpanan Keluarga Sejahtera, KSKS) to prove their eligibility for BLSM and other programmes. The cards are delivered to eligible households via the national postal service (PT Pos) after their poverty status is verified by the UDB [ 1 ]
Eligibility reassessment	
Type of benefits	Cash
Amount of benefits	In 2013, BLSM paid IDR600,000 in two installments to 15.5 million households. In 2014, IDR1,000,000 were distributed in three installments to 15.8 million households [ 3 ]
Payment/delivery frequency	BLSM transfers are temporary and typically paid in instalments.
Benefit delivery mechanism	KPS/KKS holders have received their BLSM transfers via post offices and through a state-owned bank, Bank Mandiri. From 2017 onwards, these cards should come with a magnetic strip, allowing withdrawal from ATMs, bank agents, and pre-determined locations for specific social assistance transfers. The KSKS card is equipped with a phone SIM card that can be used to receive transfers as well [ 1 ]
Benefit recipients	Social assistance cardholders [ 1 ]
Minimum and maximum duration of benefits	BLSM benefits are typically paid on a temporary basis [ 1 ]
Programme expenditure	The programme had an expenditure of IDR9,470 billion in 2015 [ 1 ]
Institutions and agencies involved	Ministry of Social Affairs [ 1 ]
Monitoring and evaluation mechanisms and frequency	The programme does not monitor processes and outcomes. A grievance redressal hotline via SMS (“Lapor!”) is in place [ 1 ]



---

**References**

[1] World Bank. 2017. *Indonesia Social Assistance Public Expenditure Review Update: Towards a comprehensive, integrated, and effective social assistance system in Indonesia*. Jakarta: World Bank. <<https://bit.ly/2S2fLa7>>. Accessed 02 August 2018.

[2] Personal communication.

[3] Suryahadi, Asep, and Ridho Al Izzati. 2018. "Cards for the Poor and Funds for Villages: Jokowi's Initiatives to Reduce Poverty and Inequality." *SMERU Working Paper*. Jakarta: SMERU Research Institute. <<https://bit.ly/2AijFEZ>>. Accessed 03 August 2018.

---

## 2. Beras untuk Rakyat Sejahtera or Rastra (Rice for the Prosperous Population)

Programme	<i>Beras untuk Rakyat Sejahtera or Rastra</i> (Rice for the Prosperous Population)
Country	Indonesia
Geographic area	East Asia and Pacific
Previous programme name	Rice for the Poor programme ( <i>Programme Subsidi Beras Bagi Masyarakat Berpendapatan Rendah—Raskin</i> programme); <i>Operasi Pasar Khusus</i> , OPK (Special Market Operations) [1]
Start date	1998 [1]
Programme objectives	Addressing poor households' food insecurity
Programme typology	Food subsidy [2]
Programme components	
Conditionalities	
Targeting mechanisms	Community targeting, PMT
Target areas	Nationwide [2]
Target groups	Poor households [2]
Coverage	15.5 million households (2016) [4]
Eligibility criteria	Poor and vulnerable households identified via the <i>Basis Data Terpadu</i> (BDT— Unified Database) [1]
Eligibility reassessment	
Type of benefits	Food subsidy
Amount of benefits	15 kilograms of rice per month at a price of IDR1,600 per kilogram at the distribution point. In 2015, the amount of subsidy per kilo of rice was of IDR6,725 [1]
Payment/delivery frequency	Approximately 12 times per year [1]
Benefit delivery mechanism	<i>Badan Urusan Logistik</i> (BULOG, State Logistics Board) transports rice from storage warehouses to distribution points and regional governments make the transfers from the distribution point to each target household. These transfers are made mostly by local work teams consisting of village officials or the heads of neighbourhood subdivisions, RTs (groups of neighbourhood households), RWs (groups of RTs), and hamlets. Work teams advise households to collect the rice at the local distribution centre using loudspeakers and word of mouth [1]  Starting in 2018, the aim is to transfer the subsidy using the KKS card where families can buy goods from certain e-warungs and gradually transition 15.6 million Rastra household beneficiaries to BPNT (cash-less food assistance to 10 million households) and <i>Bansos Rastra</i> (rice assistance, 5.6 million households). BPNT provides rice and other staple foods, while <i>Bansos Rastra</i> will provide rice [3]
Benefit recipients	
Minimum and maximum duration of benefits	
Programme expenditure	IDR22.5 trillion (2016) [4]
Institutions and agencies involved	Coordinating Ministry for Human Development and Culture (Menko PMK) [1]
Monitoring and evaluation mechanisms and frequency	Programme oversight, reporting, monitoring and evaluation, and complaint handling are procedures carried out at all governance levels regularly [1]



---

**References**

- [1] World Bank. 2018. *The 1.5 Billion People Question*. Washington, D.C.: World Bank. <<https://bit.ly/2PKKlhv>>. Accessed 11 May 2018.
- [2] National Team for the Acceleration of Poverty Reduction. 2015. *Raskin: The challenge of improving programme effectiveness*.
- [3] Personal communication.
- [4] World Bank. 2017. "International Bank for Reconstruction and Development Program Appraisal Document on a Proposed Loan in the amount ff US\$200 Million to The Republic of Indonesia for a Social Assistance Reform Program". <<https://bit.ly/20xcilB>>. Accessed 11 May 2018.
-

### 3. *Jaminan Kesehatan Nasional (JKN—National Health Insurance Programme); Penerima Bantuan Iuran component (PBI—Non-Contributory Health Insurance)*

Country	Indonesia
Programme	<i>Jaminan Kesehatan Nasional</i> (JKN—National Health Insurance Programme); <i>Penerima Bantuan Iuran</i> component (PBI—Non-Contributory Health Insurance)
Geographic area	East Asia and Pacific
Previous programme name	<i>Jamkesmas</i> [1]
Start date	<i>Jamkesmas</i> was launched in 2005 and <i>Jaminan Kesehatan Nasional</i> was established in 2014 [2]
Programme objectives	To improve the access of poor people to health care and to achieve universal health coverage [3]
Programme typology	Non-contributory health insurance
Programme components	Members of the national health insurance are either enrolled in its non-contributory modality (PBI) for the poor, or in its contributory modality (non-PBI) for salaried workers, non-salaried workers and non-employees as well as their family members [3]
<b>Conditionalities</b>	
Targeting mechanisms	PMT
Target areas	Nationwide [3]
Target groups	The 40 per cent poorest households are targeted for PBI membership [3] [4]
Coverage	92 million individuals (approximately one-third of the population) were covered under the PBI component in 2016 [5]
Eligibility criteria	The poverty status of PBI beneficiaries is determined in accordance with Government Regulation No. 101 of 2013, based on data from the unified database of social assistance recipients maintained by the Poverty Reduction Team (TNP2K) [3]
<b>Eligibility reassessment</b>	
Type of benefits	Health insurance
Amount of benefits	The PBI premium paid to beneficiaries by governments (national and local) is IDR23,000 per person per month (in 2016). The basic benefit package provided based on medical indications covers outpatient and inpatient care at primary level, up to tertiary hospital level. JKN does not cover any procedure outside its regulations: cosmetic procedures; general check-up; prosthetic dental care; alternative therapy which is not scientifically proven; and in vitro fertilization; and infertility programmes including treatment for impotence [3]
Payment/delivery frequency	Presidential Decree No. 19 of 2016 determines that PBI premiums are paid by central government through the Ministry of Health to BPJS Health from funds of the State budget transferred from the Ministry of Finance [3]
Benefit delivery mechanism	Health providers are paid based on the services rendered to beneficiaries. Patients are first screened at primary care facilities ( <i>puskesmas</i> ) and their networks before referral to hospitals if needed. Only in emergency situations are JKN patients allowed to seek treatment directly at a hospital or specialist clinic [3]
Benefit recipients	Beneficiaries themselves
<b>Minimum and maximum duration of benefits</b>	
Programme expenditure	IDR25.5 trillion were allocated to the programme by the central government in 2016 [5]
Institutions and agencies involved	The programme is administered by <i>Badan Pelaksana Jaminan Sosial Kesehatan</i> (BPJS-K), the Social Security Agency [3]



<b>Monitoring and evaluation mechanisms and frequency</b>	Administrative responsibility for the public health system is divided among the central, provincial and district government levels. A national information system (SIKNAS) is in place, linking to district-level health information systems (SIKDA), however multiple separate reporting systems operate simultaneously [3]
<b>References</b>	<p>[1] World Bank. 2017. <i>Indonesia Social Assistance Public Expenditure Review Update: Towards a comprehensive, integrated, and effective social assistance system in Indonesia</i>. Jakarta: World Bank. &lt;<a href="https://bit.ly/2S2fLa7">https://bit.ly/2S2fLa7</a>&gt;. Accessed 02 August 2018.</p> <p>[2] National Team for the Acceleration of Poverty Reduction. 2015. <i>The Road to National Health Insurance (JKN)</i>.</p> <p>[3] WHO. 2017. <i>The Republic of Indonesia Health System Review</i>. India: World Health Organization. &lt;<a href="https://bit.ly/2NNKkg8">https://bit.ly/2NNKkg8</a>&gt;. Accessed 11 May 2018.</p> <p>[4] Personal communication.</p> <p>[5] IMF. 2017. "Indonesia: Selected Issues." Country Report No. 17/48. &lt;<a href="https://goo.gl/xbs3nA">https://goo.gl/xbs3nA</a>&gt;. Accessed 23 July 2018.</p>

#### 4. Programme Indonesia Pintar (PIP—Smart Indonesia Programme)

Country	Indonesia
Programme	<i>Programme Indonesia Pintar</i> (PIP—Smart Indonesia Programme)
Geographic area	East Asia and Pacific
Previous programme name	<i>Programme Bantuan Siswa Miskin</i> (BSM)—Cash Transfer Programme for Poor Students [1]
Start date	BSM started in 2008. The programme changed its name in 2014 [2] [3]
Programme objectives	By lowering the enrolment cost barrier through effective targeting, the Government of Indonesia hopes to tackle the low enrolment rates and high dropout probabilities of poor students and eliminate the education gap (World Bank, 2012). PIP also helps the government meet its constitutional guarantees by providing incentives for all children to complete at least a 9-year basic education [1]
Programme typology	Conditional cash transfer
Programme components	
Conditionalities	School enrolment and attendance
Targeting mechanisms	Categorical, PMT
Target areas	Nationwide
Target groups	Children and youth
Coverage	The benefit reached 20.4 million children (6-21 years of age) in 2015, which corresponds to 28 percent of the age group [4] The programme reached 19.5 million students in 2016 [1]
Eligibility criteria	School-age children (from 6 to 21 years of age) in families benefitting from social assistance programmes (KPS cardholders, former BSM beneficiaries, PKH beneficiaries), as well as those living in orphanages or who are not going to school or who have dropped out. Eligibility is verified by schools [1]
Eligibility reassessment	
Type of benefits	Cash
Amount of benefits	The annual value of the transfer varies by educational level: IDR450,000 (USD35)—primary school; IDR750,000 (USD58)—junior secondary; IDR1million (USD77)—senior secondary level [1]
Payment/delivery frequency	Transfers are distributed between August and September and between March and April in the following calendar year [1]
Benefit delivery mechanism	The list of beneficiaries is announced via decree by both ministries in charge of the programme, who send the recipient list to distric-level educational offices and to the payment institutions: the BNI and BRI banks. Disbursement times and locations are then sent to schools, who notify students or their parents. At the moment, funds are released in cash, but in the future benefits should be disbursed via banks and post offices [1]
Benefit recipients	Students or parents/caregivers [1]
Minimum and maximum duration of benefits	Benefits last for the duration of the child's schooling [1]
Programme expenditure	IDR10.5 trillion (2016) [1]
Institutions and agencies involved	Ministry of Education and Culture and the Ministry of Religion [1]



Monitoring and evaluation mechanisms and frequency	PIP management is carried out independently by several directorates. Internal programme monitoring (on beneficiary selection, transfer disbursements and withdrawal) is thus carried out jointly with provincial and district offices. School attendance is not monitored and no defined monitoring and evaluation procedure feeds back into programme improvement [1]
References	<p>[1] World Bank. 2017. <i>Indonesia Social Assistance Public Expenditure Review Update: Towards a comprehensive, integrated, and effective social assistance system in Indonesia</i>. Jakarta: World Bank. &lt;<a href="https://bit.ly/2S2fLa7">https://bit.ly/2S2fLa7</a>&gt;. Accessed 02 August 2018.</p> <p>[2] Larasaty, Dyah, and Howell Fiona. 2014. "Bantuan Siswa Miskin (BSM): Indonesian Cash Transfer Programme for Poor Students" <i>IPC-IG Research Brief No. 46</i>. Brasília: International Policy Centre for Inclusive Growth.</p> <p>[3] Australian Aid. 2016. <i>Education Partnership—Independent Completion Report (ICR)</i>. &lt;<a href="https://bit.ly/2P6ecJj">https://bit.ly/2P6ecJj</a>&gt;. Accessed 11 May 2018.</p> <p>[4] BAPPENAS, and UNICEF. 2017. <i>SDG Baseline Report on Children in Indonesia</i>. &lt;<a href="https://uni.cf/2tD39J3">https://uni.cf/2tD39J3</a>&gt;. Accessed 11 May 2018.</p>



## 5. Programme Keluarga Harapan (PKH—Family Hope Programme)

Country	Indonesia
Programme	Programme Keluarga Harapan (PKH—Family Hope Programme)
Geographic area	East Asia and Pacific
Previous programme name	
Start date	2007 [1]
Programme objectives	Alleviating short-term poverty and promoting investments in education and health [2]
Programme typology	Conditional cash transfer
Programme components	After 6 years, if a PKH household is still in a situation of poverty, they may remain in the programme for another three years, complemented by other livelihood support programmes such as the Cooperative Business Group ( <i>Kelompok Usaha Bersama—KUBE</i> ) [2]
Conditionalities	<p>Pregnant or lactating women: complete four antenatal and two postnatal care visits and take iron tablets during pregnancy; have a skilled attendant during childbirth</p> <p>Children aged 0–6 years: complete childhood immunisation and take vitamin A capsules twice a year; attend monthly/quarterly (0-11 months old/1-6 years old, respectively) growth monitoring check-ups</p> <p>Children aged 7–21 years: enrolment in primary/secondary school with an attendance rate of at least 85 per cent</p> <p>Children aged 16–21 years with incomplete education: enrolment in an educational programme to complete nine years of basic education [1]</p>
Targeting mechanisms	Categorical, PMT [1]
Target areas	Nationwide
Target groups	Women, children, elderly people, and people living with disabilities [1] PKH is supposed to reach the 9 per cent poorest households [3]
Coverage	6,000,000 households (2016); the planned coverage by 2019 is of 15 million households [1] [2]
Eligibility criteria	The target of PKH is households and/or poor and vulnerable persons who are registered in the country's Social Assistance Unified Database, maintained by the Poverty Reduction Team (TNP2K), having their health, education, and/or social welfare situation validated and stipulated by the Ministry of Social Affairs. Participating households must have at least one of the following: a pregnant or lactating woman; one or more children below 6 years of age; children aged 7-21 attending primary or secondary school; youth aged 16-21 years who have not yet completed basic education. Since November 2016, severely disabled or elderly people (70 years and older) in these households also receive additional transfers, as other programmes such as ASLUT and ASODKB/ASPDB are expected to be merged into PKH [1] [2] [3] [4]
Eligibility reassessment	After a six-year period, the poverty status of PKH households is reassessed to determine if they will remain in the programme for three more years or not [1]
Type of benefits	Cash



<b>Amount of benefits</b>	<p>IDR1,890,000 minimum annual transfer per household</p> <p>IDR2,000,000 annually for elderly people, people living with disabilities and in Papua</p> <p>IDR3.7 million maximum annual transfer per household (approximately USD284) [1] [3]</p> <p>The benefit amount has decreased in value, from 100 per cent of the individual poverty line per household per month, equivalent to 20 per cent of the expenditure in 2007, to 42 per cent of the individual poverty line, equivalent to 8 per cent of expenditure [3]</p>
<b>Payment/delivery frequency</b>	Quarterly
<b>Benefit delivery mechanism</b>	<p>Banks and post offices (mainly through PT Pos in cash) [1]</p> <p>The rollout of electronic transfers via KKS has started [3]</p>
<b>Benefit recipients</b>	Child caregiver. The mother is the main recipient in most cases [1]
<b>Minimum and maximum duration of benefits</b>	After a six-year period, the poverty status of PKH households is reassessed to determine if they will remain in the programme for three more years, supplemented by other livelihood support programmes such as KUBE-PKH and training in Family Development Sessions [1]
<b>Programme expenditure</b>	IDR11.3 billion (2017) [3]
<b>Institutions and agencies involved</b>	Ministry of Social Affairs (MoSA). The World Bank is currently funding a social assistance reform programme which should impact this programme [1]
<b>Monitoring and evaluation mechanisms and frequency</b>	<p>Routine monitoring regularly gathers data from various forms (household data updates, student attendance verification, health verification, PKH beneficiary complaints, and non-beneficiary complaints), which are input in the PKH PMIS by field workers and establishes a set of performance indicators that are reported hierarchically upwards. Evaluation is selectively carried out to identify causal pathways to achieve programme results and is supposed to occur annually, although it was not carried out in 2016 [1]</p> <p>A call centre for PKH started its operations in February 2018 [3]</p>
<b>References</b>	<p>[1] World Bank. 2017. "International Bank for Reconstruction and Development Program Appraisal Document on a Proposed Loan in the amount of US\$200 Million to The Republic of Indonesia for a Social Assistance Reform Program". &lt;<a href="https://bit.ly/20xcilB">https://bit.ly/20xcilB</a>&gt;. Accessed 11 May 2018.</p> <p>[2] World Bank. 2017. <i>Indonesia Social Assistance Public Expenditure Review Update: Towards a comprehensive, integrated, and effective social assistance system in Indonesia</i>. Jakarta: World Bank. &lt;<a href="https://bit.ly/2S2fLa7">https://bit.ly/2S2fLa7</a>&gt;. Accessed 02 August 2018.</p> <p>[3] Personal communication.</p> <p>[4] IMF. 2017. "Indonesia: Selected Issues". <i>IMF Country Report No. 17/48</i>. Washington, D.C.: International Monetary Fund. &lt;<a href="https://bit.ly/2NNOLHG">https://bit.ly/2NNOLHG</a>&gt;. Accessed 11 May 2018.</p>

## 6. *Programme Kesejahteraan Sosial Anak* (PKSA—Social Cash Transfer for Disadvantaged Children)

Country	Indonesia
Programme	<i>Programme Kesejahteraan Sosial Anak</i> (PKSA—Social Cash Transfer for Disadvantaged Children)
Geographic area	East Asia and Pacific
Previous programme name	
Start date	2009 [ 1 ]
Programme objectives	Addressing the rights and needs of the poorest and most vulnerable children [ 1 ]
Programme typology	Conditional cash transfer; social support services
Programme components	PKSA includes cash transfers and social services, and is divided into sub-programmes according to the different target groups: neglected children under 5 years old; neglected children (5-18 years old); children living in the streets; children in contact with the law and vulnerable youth; children with disabilities; and children in need of special protection [ 1 ]
Conditionalities	Conditionalities focus on behavioural changes, including increased social functioning of children and families and an increase in the use of basic social services. A case management approach and a series of family development sessions is carried out to achieve these behavioural changes, to ensure social rehabilitation and to facilitate access to social services [ 2 ]
Targeting mechanisms	Categorical
Target areas	Nationwide [ 1 ]
Target groups	Children
Coverage	The programme reached 158,901 children in 2013, corresponding to 3 per cent or less of the targeted population. The government plans to expand coverage to 822,000 children by 2020 [ 1 ] [ 2 ]
Eligibility criteria	Neglected children and youth, from 0 to 18 years old; children living in the streets; children living with disabilities; children in contact with the law and vulnerable youth; and children in need of special protection (including victims of violence/abuse and exploitation such as trafficking, sexual abuse and child labour; children living with HIV/AIDS; and children of isolated indigenous communities) [ 1 ]
Eligibility reassessment	
Type of benefits	Cash
Amount of benefits	IDR1 million per year, down from IDR1.5 million in 2013. The PKS-ABT sub-programme for children under 5 provides part of its transfer as supplementary nutrition packages [ 1 ] [ 2 ] [ 3 ]
Payment/delivery frequency	Payments are usually made as a lump sum, in instalments, or based on a needs assessment after being approved by social workers [ 3 ]
Benefit delivery mechanism	Bank transfer to children's bank accounts. PKS-ABT distributes nutrition packages in day care centres [ 1 ] [ 3 ]
Benefit recipients	Children and their parents



Minimum and maximum duration of benefits	The 2014 PKSA Guidelines determine that assistance ends if one of the following conditions are met: “(1) Beneficiaries are above 18 years of age, (2) move to another area, (3) their existence remains unknown for the period of 3 months, (4) deceased, (5) receiving more than one similar programmes at one time, (6) parents are considered to be able fulfilling the rights of their children, (7) beneficiaries are married, (8) parents missed 3 FDS meetings in one year, (9) the participation of children in accessing services (of care, health, education and self-development) is below 75%, and (10) beneficiaries are accessing STILA ( <i>Strategi Tindak Lanjut</i> – follow-up strategy) of PKSA” (p. 48) [1]
Programme expenditure	In 2010, the programme had a budget of IDR271 million. The government plans to expand the budget to IDR1.5 billion by 2020 [1]
Institutions and agencies involved	Ministry of Social Affairs. UNICEF provides technical support for the programme's implementation [1]
Monitoring and evaluation mechanisms and frequency	
References	[1] UNICEF. 2015. <i>Rapid Assessment of Child Social Welfare Program (PKSA)</i> . Jakarta: UNICEF. < <a href="https://www.unicef.org/indonesia/PKSA2015en.pdf">https://www.unicef.org/indonesia/PKSA2015en.pdf</a> >. Accessed 11 May 2018. [2] Personal communication. [3] World Bank. 2012. <i>JSLU, JSPACA, PKSA Cash and in-kind transfers for at-risk youth, the disabled, and vulnerable elderly</i> . Washington, D.C.: World Bank. < <a href="https://bit.ly/2NNOOTS">https://bit.ly/2NNOOTS</a> >. Accessed 11 May 2018.

# LAOS

## 1. Health Equity Fund (HEF)

Country	Laos
Programme	Health Equity Fund (HEF)
Geographic area	East Asia
Previous programme name	
Start date	2004 [1]
Programme objectives	To increase access to and the use of health services by the poor [2]
Programme typology	Non-contributory health insurance
Programme components	
Conditionalities	
Targeting mechanisms	Geographical, PMT [3]
Target areas	93 of 145 districts in 12 provinces. In the poorest districts, the entire population is eligible [1]
Target groups	Poor households.
Coverage	Estimated coverage of 10 per cent of the population (though estimates vary) [1]
Eligibility criteria	Eligible beneficiaries are identified using the government's poverty criteria (e.g.: lack of rice, clothes, shelter) and donor's criteria [1] [3] [4]
Eligibility reassessment	
Type of benefits	Health services and associated costs [1]
Amount of benefits	Selected outpatient and inpatient services are covered, as well as transport and food costs [1] [4]
Payment/delivery frequency	
Benefit delivery mechanism	Health care providers are reimbursed for selected services and drugs provided to poor patients [2]
Benefit recipients	Poor patients [2]
Minimum and maximum duration of benefits	
Programme expenditure	In 2015, the annual cost of the programme was USD3.5 per beneficiary [2]
Institutions and agencies involved	The programme is managed by the Ministry of Health; some funds are managed by non-state actors (such as the Lao Red Cross and the Swiss Red cross) [4] The Asian Development Bank, the World Bank, Luxembourg Development and the Swiss Red Cross have provided funding for the programme [1]
Monitoring and evaluation mechanisms and frequency	A monitoring system is composed of spot checks of facilities and beneficiaries, analysis of the beneficiary database and hospital records, and exit interviews with patients and key informants [3]



---

## References

- [1] SPSL. 2015. *Social Protection in Lao PDR: Frameworks, Vulnerabilities, Coping Strategies and Gaps*. Vientiane: Social Protection and Sustainable Livelihoods. <<https://bit.ly/2S57p1o>>. Accessed 11 May 2018.
- [2] World Bank. 2016. "Implementation Completion and Results Report (IDA-H1830 IDA-H6950 TF-10518) on a Credit and Grant in the Amount of SDR16.8 million (US\$24.99 million equivalent) and a Grant in the Amount of US\$2.4 million to the Lao People's Democratic Republic for a Health Services Improvement Project." *Report No. ICR00003764*. <<https://bit.ly/2pXA8Z0>>. Accessed 23 July 2018.
- [3] Laos Ministry of Health. n.d. "Health Equity Funds for the poor in Lao PDR". <<https://bit.ly/2yLEarC>>. Accessed 11 May 2018.
- [4] COOPAMI. 2014. "Social Health Protection in Lao PDR". Presented by Lao Team in the *International Forum on the Development of Social Health Protection in the Southeast Asian Region*. <<https://bit.ly/2P9STGT>>. Accessed 11 May 2018.
-

## 2. National School Meals Programme (NSMP)

Country	Laos
Programme	National School Meals Programme (NSMP)
Geographic area	East Asia
Previous programme name	School Feeding Project [1]
Start date	<p>The School Feeding Project was implemented in 2002, as a grant project cooperation between the Ministry of Education and Sports and WFP. From 2016 onwards, the schools started transitioning the modality of the programme, from school snack to school lunch, in alignment with the National School Meals Programme. All schools transitioned to school meals in September 2017.</p> <p>In the 2010-2011 school year, the National School Lunch Programme was implemented under the purview of the Ministry of Education and Sports, with a grant from the World Bank.</p> <p>In the 2012-2013 school year, the Hot Lunch Programme was implemented, in cooperation between the Ministry of Education and Sports and the Catholic Relief Services [1] [2]</p>
Programme objectives	To improve children's educational outcomes, school health, school nutritional practices, educational indicators, and the participation of relevant sectors, contributing to the country's goals of achieving food security through school-based initiatives and promoting the local knowledge and culture [1] [2]
Programme typology	School Feeding Programme
Programme components	The programme also encompasses gardening and small animal rearing, WASH, nutrition education and school income-generating activities [1]
<b>Conditionalities</b>	
Targeting mechanisms	Categorical; geographical targeting based on priority districts identified by the government in remote areas, ethnic communities, isolated areas, areas with gender disparities and with children with special needs, and areas with high prevalence of under nutrition and drop-out rates and other educational indicators [1]
Target areas	<p>School Feeding Programme: Phongsaly, Oudomxay, Luangnamtha, Luangprabang, Salavan, Sekong and Attapeu</p> <p>Hot Lunch Project: Savannakhet</p> <p>National School Lunch Programme: Oudomxay, Phongsaly, Huaphan, Bolikhamxai, and Xayaboury [1] [2] [3]</p>
Target groups	<p>Children in kindergarten, pre-primary and primary school</p> <p>Secondary education level only for Luangprabang and Vientiane Capital Special schools with children living with disabilities supported by WFP exclusively [1]</p>
Coverage	<p>School Feeding Programme (WFP): more than 140,000 beneficiaries</p> <p>National School Meals Programme (MOES/government/WB): 25,518 beneficiaries</p> <p>Hot Lunch Project (CRS): 40,429 beneficiaries</p> <p>Total 205,947 beneficiaries [1]</p>
Eligibility criteria	Children should be enrolled in participating primary schools in selected provinces [2]
<b>Eligibility reassessment</b>	
Type of benefits	Food
Amount of benefits	Daily hot meals for lunch [1] [4]
Payment/delivery frequency	Daily
Benefit delivery mechanism	Meals are delivered in schools



<b>Benefit recipients</b>	Pre-primary and Primary school children. Secondary school children in special schools of Vientiane Capital and Luang Prabang province [1]
<b>Minimum and maximum duration of benefits</b>	
<b>Programme expenditure</b>	School Feeding Programme (WFP): USD27,400,000 (2017-2021) including all supportive components National School Meals Programme (MOES/Government-WB): USD5,500,000 for a 5-year programme (2015-2019), including all supportive components Hot Lunch Project (CRS): USD27,000,000 (2017-2021) [1]
<b>Institutions and agencies involved</b>	Laos Ministry of Education and Sports; World Bank, Catholic Relief Services (CRS). WFP is providing support for the expansion of the programme [1] [2] [3]
<b>Monitoring and evaluation mechanisms and frequency</b>	Programme monitoring is conducted monthly, quarterly, every semester and every year. A School Meals Thematic Working Group (SMTWG) meets every six months [1]
<b>References</b>	[1] Personal communication. [2] World Bank. 2013. "Laos: A feeding program is bringing more children to school". World Bank website. < <a href="https://bit.ly/1oi08HU">https://bit.ly/1oi08HU</a> >. Accessed 11 June 2018. [3] Adair, Michael; Jane Keylock; Christine Berger. 2017. <i>Mid-term evaluation of McGovern-Dole-supported School Feeding Programme in Lao PDR</i> . Rome: World Food Programme. < <a href="https://bit.ly/2Ourq3f">https://bit.ly/2Ourq3f</a> >. Accessed 11 June 2018. [4] World Bank. 2013. <i>School Meal Program in Lao PDR At a Glance</i> . Vientiane: World Bank. < <a href="https://bit.ly/20x4IYc">https://bit.ly/20x4IYc</a> >. Accessed 11 June 2018.



# MALAYSIA

## 1. Assistance for People Living with Disabilities

Country	Malaysia
Programme	Assistance for People Living with Disabilities
Geographic area	East Asia and Pacific
Previous programme name	
Start date	
Programme objectives	To assist people living with disabilities according to their specific needs [1]
Programme typology	Unconditional cash transfer
Programme components	<p>The Ministry of Women, Family and Community Development has several programmes assisting people living with disabilities:</p> <p>Allowance for workers living with disabilities (<i>Elaun Pekerja Cacat</i>)</p> <p>Assistance for people living with disabilities who are unable to work (<i>Bantuan OKU Yang tidak berupaya bekerja</i>)</p> <p>Assistance for carers of bed-ridden, disabled, and chronically ill persons (<i>Bantuan Penjagaan OKU Terlantar/Pesakit Kronik Terlantar</i>)</p> <p>Assistance with prosthetic/assistive devices (<i>Bantuan Alat Tiruan/Alat Sokongan</i>) [2] [3] [4] [5] [6]</p> <p>People living with disabilities (and other welfare beneficiaries) are eligible for a 'launching grant' of up to MYR2,700 (see additional programmes) [2] [7]</p>
Conditionalities	
Targeting mechanisms	Categorical, means-tested
Target areas	Nationwide
Target groups	People living with disabilities
Coverage	<p>In 2013, the different benefits reached the following number of people [7]:</p> <p><b>Allowance for workers living with disabilities:</b> 65,372</p> <p><b>Assistance for care providers:</b> 28,417</p> <p><b>Assistance for people with disabilities who are unable to work:</b> 37,545</p> <p><b>Assistance with prosthetic/assistive devices:</b> 2,905</p> <p>163,000 people are expected to benefit from the transfers, according to the government's budget for 2018 [2]</p>



<b>Eligibility criteria</b>	<p>The Persons with Disabilities Act of 2008 defines people living with disabilities (OKU) as “those who have long term physical, mental, intellectual or sensory impairments which in interaction with various barriers may hinder their full and effective participation in society” [1]</p> <p><b>Allowance for workers living with disabilities:</b> people over 16 years old who live with disabilities, who are working with a monthly income lower than MYR1,200, and who are not under institutional care</p> <p><b>Assistance for people with disabilities who are unable to work:</b> people from 18 to 59 years old, living with disabilities, who are below the poverty line and do not receive other assistance benefits</p> <p><b>Assistance for caregivers:</b> assistance provided to full-time caregivers living with disabilities in a household with a monthly income lower than MYR3,000</p> <p><b>Assistance with prosthetic/assistive devices:</b> needs-based grant awarded to poor people living with disabilities to purchase prosthetic/assistive devices [2] [3] [4] [5] [6]</p>
<b>Eligibility reassessment</b>	
<b>Type of benefits</b>	Cash
<b>Amount of benefits</b>	<p><b>Allowance for workers living with disabilities:</b> MYR400</p> <p><b>Assistance for people with disabilities who are unable to work:</b> MYR250</p> <p><b>Assistance for caregivers:</b> MYR350</p> <p><b>Assistance with prosthetic/assistive devices:</b> based on the cost of the devices [2] [3] [4] [5] [6]</p>
<b>Payment/delivery frequency</b>	Monthly [except for the assistance with prosthetic/assistive devices] [2]
<b>Benefit delivery mechanism</b>	
<b>Benefit recipients</b>	Persons living with disabilities or family caregiver
<b>Minimum and maximum duration of benefits</b>	
<b>Programme expenditure</b>	MYR100 million is allocated for the benefits of working and unemployed people with disabilities and for caretakers in the 2018 budget [8]
<b>Institutions and agencies involved</b>	Ministry of Women, Family and Community Development. Department of Social Welfare [1] [2]
<b>Monitoring and evaluation mechanisms and frequency</b>	



---

## References

- [1] Ministry of Women, Family and Community Development n.d. "Registration of persons with disabilities" Department of Social Welfare website. <<https://bit.ly/2q12rns>>. Accessed 15 May 2018.
- [2] Osman, et al. 2015. "Assessing social welfare department service delivery system towards vulnerable and disadvantages group in Malaysia: case study of Perak." *Procedia Environmental Sciences*, Vol. 28, 418-426. <<https://bit.ly/2q7gIXn>>. Accessed 31 July 2018.
- [3] Ministry of Women, Family and Community Development, n.d. 'Elaun Pekerja Cacat', Department of Social Welfare. <<https://bit.ly/2J4eXxf>>. Accessed 31 July 2018.
- [4] Ministry of Women, Family and Community Development n.d. "Bantuan OKU Tidak Berupaya Bekerja". Department of Social Welfare website. <<https://bit.ly/2EtavJy>>. Accessed 31 July 2018.
- [5] Ministry of Women, Family and Community Development. n.d. "Bantuan Penjagaan OKU Terlantar / Pesakit Kronik Terlantar". Department of Social Welfare.
- [6] Ministry of Women, Family and Community Development. n.d. "Bantuan Alat Tiruan / Alat Sokongan". Department of Social Welfare website.
- [7] Singh, Y.D.H. n.d. *Reporting to UN on current status of PWD towards an inclusive Malaysian society post UNCPRD ratification*. <<https://bit.ly/2EwsRtd>>. Accessed 31 July 2018.
- [8] Ministry of Finance Malaysia. 2018. *2018 Budget*. Kuala Lumpur: Ministry of Finance Malaysia <<https://bit.ly/2QWWFk4>>. Accessed 15 May 2018.
-

## 2. Bantuan Orang Tua (Elderly Assistance Scheme)

Country	Malaysia
Programme	<i>Bantuan Orang Tua</i> (Elderly Assistance Scheme)
Geographic area	East Asia and Pacific
Previous programme name	
Start date	The scheme was introduced in 1982 [1]
Programme objectives	Providing a living allowance to elderly people who have no income and/or no family who can provide for them [2]
Programme typology	Unconditional cash transfer
Programme components	
Conditionalities	
Targeting mechanisms	Categorical, means-tested
Target areas	Nationwide
Target groups	Elderly
Coverage	144,000 senior citizens (expected coverage in 2018) [3]
Eligibility criteria	Beneficiaries are 60 years old and above with neither income nor family support [2]
Eligibility reassessment	
Type of benefits	Cash.
Amount of benefits	MYR350 per month (2018) [3]
Payment/delivery frequency	Monthly [3]
Benefit delivery mechanism	
Benefit recipients	
Minimum and maximum duration of benefits	
Programme expenditure	MYR603 million (budget for 2018) [3]
Institutions and agencies involved	Ministry of Women, Family and Community Development, and Department of Social Welfare [2]
Monitoring and evaluation mechanisms and frequency	
References	[1] Pension Watch. n.d. <i>Malaysia</i> . Pension Watch website. < <a href="https://bit.ly/2CRNiPL">https://bit.ly/2CRNiPL</a> >. Accessed 31 July 2018. [2] Ministry of Women, Family and Community Development. n.d. 'Introduction'. Department of Social Welfare website. < <a href="https://bit.ly/2NP05mW">https://bit.ly/2NP05mW</a> >. Accessed 31 July 2018. [3] Ministry of Finance Malaysia 2018. <i>2018 Budget</i> . Kuala Lumpur: Ministry of Finance Malaysia. < <a href="https://bit.ly/2QWWFk4">https://bit.ly/2QWWFk4</a> >. Accessed 15 May 2018.

### 3. Bantuan Rakyat 1 Malaysia (BR1M)

Country	Malaysia
Programme	<i>Bantuan Rakyat 1 Malaysia</i> (BR1M)
Geographic area	East Asia and Pacific
Previous programme name	
Start date	2012 [1] [2]
Programme objectives	To deliver assistance to help people manage their living costs [2]
Programme typology	Unconditional cash transfer
Programme components	
Conditionalities	
Targeting mechanisms	Categorical, means-tested, other poverty/vulnerability assessments [3]
Target areas	Nationwide
Target groups	Low income families; elderly people; children
Coverage	7 million recipients (2017) [4]
Eligibility criteria	Eligible households that earn less than MYR4,000 per month. Beneficiary families include elderly and single people/parents, and married couples in charge of dependents. Individuals earning less than MYR2,000 per month are also eligible [1] [2]
Eligibility reassessment	
Type of benefits	Cash [1]
Amount of benefits	MYR1,200 per year: for households earning less than MYR3,000 per month MYR900 per year: for households earning between MYR3,001 and MYR4,000 per month MYR450 per year: for individuals with an income below MYR2,000 per month MYR650 per year: for senior citizens (aged 60 years and older) who earn less than MYR4,000 per month [2] [3]
Payment/delivery frequency	Benefits are paid in three instalments over 12 months [3]
Benefit delivery mechanism	
Benefit recipients	
Minimum and maximum duration of benefits	
Programme expenditure	MYR6.8 billion (2017) [4]
Institutions and agencies involved	Ministry of Finance [5]
Monitoring and evaluation mechanisms and frequency	
References	[1] Bantuan Rakyat 1 Malaysia n.d. <i>About BR1M</i> . Bantuan Rakyat 1 Malaysia. BR1M website. < <a href="http://www.br1m.info/about-br1m/">http://www.br1m.info/about-br1m/</a> >. Accessed 15 May 2018. [2] Civil Service Delivery Unit (CSDU), Prime Minister's Department. 2017. <i>Annual Report 2017</i> . < <a href="https://bit.ly/2pYUAs0">https://bit.ly/2pYUAs0</a> >. Accessed 31 July 2017. [3] E-Government for Women's Empowerment in Asia and the Pacific. n.d. eKasih National Poverty Data Bank. < <a href="https://bit.ly/2BWJAMc">https://bit.ly/2BWJAMc</a> >. Accessed 31 July 2017. [4] Ministry of Finance Malaysia 2018. <i>2018 Budget</i> . Kuala Lumpur: Ministry of Finance Malaysia. < <a href="https://bit.ly/2QWWFk4">https://bit.ly/2QWWFk4</a> >. Accessed 15 May 2018. [5] Stewart Nixon, Hidekatsu Asada and Vincent Koen. 2017. "Fostering Inclusive Growth in Malaysia." <i>Economics Department Working Papers No. 1371</i> . Organisation for Economic Co-operation and Developments. < <a href="https://bit.ly/2yo6kcu">https://bit.ly/2yo6kcu</a> >. Accessed 15 May 2018.

# MALDIVES

## 1. Disability Allowance Programme

Country	Maldives
Programme	Disability Allowance Programme
Geographic area	South Asia
Previous programme name	
Start date	Established by the Disability Act of Maldives in 2010. [1] The act transformed the previous disability benefits, initiated in 2000 and only covering blind people, into a more comprehensive disability benefit scheme [2]
Programme objectives	To protect and provide people living with disabilities the same rights and opportunities as any other citizen [1]
Programme typology	Unconditional in-kind transfers; unconditional cash transfer; social support services
Programme components	The programme provides financial support, assistive devices and psychological assessments [1] [2]
Conditionalities	
Targeting mechanisms	Categorical
Target areas	Nationwide
Target groups	People living with disabilities
Coverage	6,696 beneficiaries (2016) [4]
Eligibility criteria	Medically certified people living with disabilities, who are enrolled in the disability registry. The Disability Act of 2010 recognises the following impairment categories: visual, hearing and speech, physical, intellectual, learning, psychological, and autism [2]
Eligibility reassessment	
Type of benefits	Cash; assistive devices; psychological support
Amount of benefits	MVR2,000 per month, psychological assessments and in-kind benefits such as wheelchairs, walkers, crutches, shoes/slippers and hearing aids [1] [2]
Payment/delivery frequency	Monthly [3]
Benefit delivery mechanism	
Benefit recipients	
Minimum and maximum duration of benefits	
Programme expenditure	MRV155,797,000 (2016) [5]
Institutions and agencies involved	National Social Protection Agency (NSPA) [1]
Monitoring and evaluation mechanisms and frequency	



---

## References

- [1] NSPA. n.d. "Disability Allowance". National Social Protection Agency website. <<https://bit.ly/2pYPIDN>>. Accessed 16 May 2018.
- [2] 3IE. 2016. *Request for Qualifications: Impact Evaluation of Social Protection Programmes in the Maldives*. <<https://bit.ly/2J4Slq0>>. Accessed 16 May 2018.
- [3] Ibrahim, Athifa. 2012. *Republic of the Maldives: Updating and Improving the Social Protection Index*. Asian Development Bank. <<https://bit.ly/2RXamB7>>. Accessed 16 May 2018.
- [4] Ministry of Finance and Treasury. 2017. *Number of Persons Covered Under Different Social Protection Schemes by Island, 2016*. National Bureau of Statistics. <<https://bit.ly/2q0a0ll>>. Accessed 16 May 2018.
- [5] Ministry of Finance and Treasury. 2017. *Government Expenditure on Different Social Protection Schemes by Type*. National Bureau of Statistics. <<https://bit.ly/2PERMvN>>. Accessed 16 May 2018.
-

## 2. Food Subsidy Programme

Country	Maldives
Programme	Food Subsidy Programme
Geographic area	South Asia
Previous programme name	
Start date	2016 (the programme was mandated to the NSPA through Social Protection Act 2/2014) [1]
Programme objectives	To alleviate poverty and secure the basic needs of vulnerable and poor people [2]
Programme typology	Food subsidy
Programme components	
Conditionalities	
Targeting mechanisms	Means-tested [1]
Target areas	Nationwide
Target groups	Low-income families
Coverage	395 people (2016) [3]
Eligibility criteria	People living below the poverty line as established by NSPA [1]
Eligibility reassessment	
Type of benefits	Subsidy for food items (rice, flour and sugar) [1]
Amount of benefits	
Payment/delivery frequency	
Benefit delivery mechanism	
Benefit recipients	
Minimum and maximum duration of benefits	
Programme expenditure	MRV34,800 (2016) [4]
Institutions and agencies involved	National Social Protection Agency (NSPA) [2]
Monitoring and evaluation mechanisms and frequency	
References	<p>[1] 3IE. 2016. <i>Request for Qualifications: Impact Evaluation of Social Protection Programmes in the Maldives</i>. International Initiative for Impact Evaluation. &lt;<a href="https://bit.ly/2J4SlqQ">https://bit.ly/2J4SlqQ</a>&gt;. Accessed 16 May 2018.</p> <p>[2] NSPA. n.d. <i>Food Subsidy</i>. National Social Protection Agency. &lt;<a href="https://bit.ly/2pYPIDN">https://bit.ly/2pYPIDN</a>&gt;. Accessed 16 May 2018.</p> <p>[3] Ministry of Finance and Treasury. 2017. <i>Number of Persons Covered Under Different Social Protection Schemes by Island, 2016</i>. National Bureau of Statistics. &lt;<a href="https://bit.ly/2qQa0ll">https://bit.ly/2qQa0ll</a>&gt;. Accessed 16 May 2018.</p> <p>[4] Ministry of Finance and Treasury. 2017. <i>Government Expenditure on Different Social Protection Schemes by Type</i>. National Bureau of Statistics. &lt;<a href="https://bit.ly/2PERMvN">https://bit.ly/2PERMvN</a>&gt;. Accessed 16 May 2018.</p>



### 3. Foster Parent Allowances

Country	Maldives
Programme	Foster Parent Allowances
Geographic area	South Asia
Previous programme name	
Start date	2011 [1]
Programme objectives	Avoiding children's poverty and securing their basic needs through financial assistance [2]
Programme typology	Conditional cash transfer
Programme components	
Conditionalities	School attendance of 80 per cent [2]
Targeting mechanisms	Categorical, means-tested
Target areas	Nationwide
Target groups	Children
Coverage	107 parents and 147 children (2016) [3]
Eligibility criteria	Families consisting of foster parents and their children under 18 years of age, who earn an income below the national poverty line, are eligible for the programme. Children must be enrolled in school [2]
Eligibility reassessment	Eligibility is reassessed in the following cases: increase in the family's income; child getting married or employed; death of the child or parent; decrease in child's school attendance below 80 per cent without a reasonable explanation; child's guardianship changing to the government; child participating in another government funded allowance; migration to another island; and child no longer living with their legal guardians [2]
Type of benefits	Cash
Amount of benefits	MRV1,000 for the child and MRV500 for the foster parent [1]
Payment/delivery frequency	Monthly [1]
Benefit delivery mechanism	
Benefit recipients	Foster parents [2]
Minimum and maximum duration of benefits	Benefits last until the child reaches the age of 18 but may end before, depending on a change in the family's situation as listed under 'eligibility reassessment' above [2]
Programme expenditure	MRV2,416,000 (2016) [4]
Institutions and agencies involved	National Social Protection Agency (NSPA) [2]
Monitoring and evaluation mechanisms and frequency	
References	<p>[1] ADB. 2012. <i>Republic of the Maldives: Updating and Improving the Social Protection Index</i>. Asian Development Bank. &lt;<a href="https://bit.ly/2RXamB7">https://bit.ly/2RXamB7</a>&gt;. Accessed 16 May 2018.</p> <p>[2] NSPA. n.d. <i>Foster Parent Allowance</i>. National Social Protection Agency website. &lt;<a href="https://bit.ly/2RXSyWp">https://bit.ly/2RXSyWp</a>&gt;. Accessed 16 May 2018.</p> <p>[3] Ministry of Finance and Treasury. 2017. <i>Number of Persons Covered Under Different Social Protection Schemes by Island, 2016</i>. National Bureau of Statistics. &lt;<a href="https://bit.ly/2qOa0ll">https://bit.ly/2qOa0ll</a>&gt;. Accessed 16 May 2018.</p> <p>[4] Ministry of Finance and Treasury. 2017. <i>Government Expenditure on Different Social Protection Schemes by Type</i>. National Bureau of Statistics. &lt;<a href="https://bit.ly/2PERMvN">https://bit.ly/2PERMvN</a>&gt;. Accessed 16 May 2018.</p>

#### 4. Husnuvaa Aasandha

Country	Maldives
Programme	Husnuvaa Aasandha
Geographic area	South Asia
Previous programme name	<i>Aasandha</i> , <i>Madhana</i> and <i>Madhana Plus</i> [1] [2]
Start date	Aasandha was introduced in 2012, replacing <i>Madhana</i> and <i>Madhana Plus</i> . In 2014 it was expanded and renamed to <i>Husnuvaa Aasandha</i> [1]
Programme objectives	Providing free medical assistance through <i>Husnuvaa Aasandha</i> [3]
Programme typology	Non-contributory health insurance
Programme components	
Conditionalities	
Targeting mechanisms	Universal
Target areas	Nationwide
Target groups	All Maldivian citizens [3]
Coverage	325,387 people (2016) [4]
Eligibility criteria	Open to all Maldivian citizens [3]
Eligibility reassessment	
Type of benefits	Medical services.
Amount of benefits	Covers most inpatient and outpatient treatment, including drugs and diagnostics [1]
Payment/delivery frequency	Care is provided as needed.
Benefit delivery mechanism	
Benefit recipients	Beneficiaries themselves
Minimum and maximum duration of benefits	
Programme expenditure	MRV1,675,199,187 (2016) [5]
Institutions and agencies involved	<i>Husnuvaa Aasandha</i> is administered by a state-owned company, <i>Aasandha Pvt Ltd</i> . The Ministry of Health is the main provider of health care and the National Social Protection Agency (NSPA) is the governing agency [6]
Monitoring and evaluation mechanisms and frequency	
References	<p>[1] World Bank. 2016. <i>Maldives Country Snapshot</i>. Washington, D.C.: World Bank. &lt;<a href="https://bit.ly/2OAbDQv">https://bit.ly/2OAbDQv</a>&gt;. Accessed 16 May 2018.</p> <p>[2] National Bureau of Statistics. 2017. <i>Statistical Pocketbook of Maldives 2017</i>. &lt;<a href="https://bit.ly/2PHtiC4">https://bit.ly/2PHtiC4</a>&gt;. Accessed 23 July 2018.</p> <p>[3] NSPA. n.d. <i>Husnuvaa Aasandha</i>. National Social Protection Agency. &lt;<a href="https://bit.ly/2PlcB9U">https://bit.ly/2PlcB9U</a>&gt;. Accessed 16 May 2018.</p> <p>[4] Ministry of Finance and Treasury. 2017. <i>Number of Persons Covered Under Different Social Protection Schemes by Island, 2016</i>. National Bureau of Statistics. &lt;<a href="https://bit.ly/2qOa0ll">https://bit.ly/2qOa0ll</a>&gt;. Accessed 16 May 2018.</p> <p>[5] Ministry of Finance and Treasury 2017. <i>Government Expenditure on Different Social Protection Schemes by Type</i>. National Bureau of Statistics. &lt;<a href="https://bit.ly/2PERMvN">https://bit.ly/2PERMvN</a>&gt;. Accessed 16 May 2018.</p> <p>[6] Ministry of Health. Health Master Plan 2016-2025. &lt;<a href="https://bit.ly/2QZVcK2">https://bit.ly/2QZVcK2</a>&gt;. Accessed 23 July 2018.</p>

## 5. Medical Welfare

Country	Maldives
Programme	Medical Welfare
Geographic area	South Asia
Previous programme name	
Start date	
Programme objectives	To provide security regarding medical care [ 1 ]
Programme typology	Health care benefits
Programme components	
Conditionalities	
Targeting mechanisms	Means-tested
Target areas	Nationwide
Coverage	6,777 people (2016) [ 2 ]
Target groups	Poor people
Eligibility criteria	Poor citizens in need of specific medical assistance [ 1 ]
Eligibility reassessment	
Type of benefits	Medical services
Amount of benefits	Assistance in travelling abroad for medical care; medicines and injections not covered by <i>Aasandha</i> ; oxygen/BiPAP/CPAP/VPAP machines; bone marrow programme for people with Thalassemia; assistance for medical treatment provided only by private hospitals; assistance to Thalassemic citizens for carrying out HLA TYPING/MRI T2; and other medical equipment not provided by <i>Aasandha</i> [ 1 ]
Payment/delivery frequency	Care is provided as needed
Benefit delivery mechanism	Covers assistance for health care abroad and in private hospitals when needed [ 1 ]
Benefit recipients	Beneficiaries themselves
Minimum and maximum duration of benefits	
Programme expenditure	MRV75,254,786 (2016) [ 3 ]
Institutions and agencies involved	National Social Protection Agency (NSPA) [ 1 ]
Monitoring and evaluation mechanisms and frequency	
References	<p>[ 1 ] NSPA. n.d. <i>Medical Welfare</i>. National Social Protection Agency. &lt;<a href="https://bit.ly/2yKBSsL">https://bit.ly/2yKBSsL</a>&gt;. Accessed 16 May 2018.</p> <p>[ 2 ] Ministry of Finance and Treasury. 2017. <i>Number of Persons Covered Under Different Social Protection Schemes by Island, 2016</i>. National Bureau of Statistics. &lt;<a href="https://bit.ly/2q0a0ll">https://bit.ly/2q0a0ll</a>&gt;. Accessed 16 May 2018.</p> <p>[ 3 ] Ministry of Finance and Treasury. 2017. <i>Government Expenditure on Different Social Protection Schemes by Type</i>. National Bureau of Statistics. &lt;<a href="https://bit.ly/2PERMvN">https://bit.ly/2PERMvN</a>&gt;. Accessed 16 May 2018.</p>

## 6. Old Age Basic Pension (OABP)

Country	Maldives
Programme	Old Age Basic Pension (OABP)
Geographic area	South Asia
Previous programme name	
Start date	Established by the Maldives Pension Act of 2009 [1]
Programme objectives	To serve as a safety net for the elderly [2]
Programme typology	Unconditional cash transfer
Programme components	
Conditionalities	
Targeting mechanisms	Categorical
Target areas	Nationwide [3]
Target groups	Elderly
Coverage	16,321 recipients (2016) [6]
Eligibility criteria	All Maldivians aged 65 and above who reside in the country, are not in full time care in State facilities and do not receive more than twice the amount of the OABP from any other pension scheme [3]
Eligibility reassessment	
Type of benefits	Cash
Amount of benefits	MVR2,300 (around USD150) in 2015, except for pensioners receiving another pension income, whose basic pension is then reduced by 50 per cent of the other pension's value [3] [4]
Payment/delivery frequency	Monthly [5]
Benefit delivery mechanism	The pension is deposited in the beneficiaries' bank accounts [3]
Benefit recipients	Beneficiaries themselves [3]
Minimum and maximum duration of benefits	The pension lasts for the lifetime of the beneficiaries [3]
Programme expenditure	Programme expenditure comprised 0.97 per cent of GDP in 2015. In 2016, MRV432,115,941 was the amount transferred through the OABP [7]
Institutions and agencies involved	Maldives Pensions Administration Office [8]
Monitoring and evaluation mechanisms and frequency	
References	<p>[1] ILO. 2016. <i>Universal Social Protection: Universal old-age pensions in Maldives</i>. International Labour Organization. &lt;<a href="https://bit.ly/2Cvk2gN">https://bit.ly/2Cvk2gN</a>&gt;. Accessed 16 May 2018.</p> <p>[2] MPAO. n.d. <i>Basic Pension</i>. Maldives Pension Administration Office website. &lt;<a href="https://bit.ly/2yPJU3h">https://bit.ly/2yPJU3h</a>&gt;. Accessed 16 May 2018.</p> <p>[3] MPAO. n.d. "FAQs of Old-Age Basic Pension". Maldives Pension Administration Office website. &lt;<a href="https://bit.ly/2CSiwq6">https://bit.ly/2CSiwq6</a>&gt;. Accessed 16 May 2018.</p> <p>[4] Pension Watch. n.d. <i>Maldives</i>. Pension Watch website. &lt;<a href="https://bit.ly/20x77Cc">https://bit.ly/20x77Cc</a>&gt;. Accessed 16 May 2018.</p> <p>[5] ADB. 2012. <i>Republic of the Maldives: Updating and Improving the Social Protection Index</i>. Asian Development Bank.</p> <p>[6] MFT. 2017. <i>Number of beneficiaries by pension scheme and sex 2015 – 2016</i>. National Bureau of Statistics. &lt;<a href="https://bit.ly/2Ahn9r0">https://bit.ly/2Ahn9r0</a>&gt;. Accessed 16 May 2018.</p> <p>[7] MFT. 2017. <i>Amount of person paid out under different schemes 2015 – 2016</i>. National Bureau of Statistics. &lt;<a href="https://bit.ly/2CqD3AV">https://bit.ly/2CqD3AV</a>&gt;. Accessed 16 May 2018.</p> <p>[8] MPAO. n.d. <i>Senior Executives</i>. Maldives Pension Administration Office. &lt;<a href="http://en.pension.gov.mv/">http://en.pension.gov.mv/</a>&gt;. Accessed 16 May 2018.</p>

## 7. Single Parent Allowance

Country	Maldives
Programme	Single Parent Allowance
Geographic area	South Asia
Previous programme name	
Start date	2010 [1]
Programme objectives	To provide financial assistance single parents and their children, as a means to alleviate poverty [1]
Programme typology	Conditional cash transfer
Programme components	
Conditionalities	School attendance of 80 per cent [1]
Targeting mechanisms	Categorical, means-tested
Target areas	Nationwide [2]
Target groups	Children
Coverage	2,972 parents and 5,062 children (2016) [4]
Eligibility criteria	Households consisting of single parents and their children below 18 years of age, who earn an income below the national poverty line. Children must be enrolled in school [1]
Eligibility reassessment	Eligibility is reassessed in the following cases: there is an increase in household income; the single mother/father gets married; the child gets married or employed; death of the child or parent; decrease in the child's school attendance below 80 per cent without a reasonable explanation; change in guardianship of the child; the child participates in another government-funded allowance; release of imprisoned mother/father; migration to another island; residential change to a former husband/wife's house [1]
Type of benefits	Cash
Amount of benefits	MRV,1000 per child up to a maximum of MVR3,000 per month per family [3]
Payment/delivery frequency	Monthly [3]
Benefit delivery mechanism	
Benefit recipients	Single parents
Minimum and maximum duration of benefits	Benefits last until the child reaches the age of 18 but may end before, depending on a change in household situation as listed under 'eligibility reassessment' above [1]
Programme expenditure	MRV58,122,000 (2016) [5]
Institutions and agencies involved	National Social Protection Agency (NSPA) [1]
Monitoring and evaluation mechanisms and frequency	
References	<p>[1] NSPA. n.d. <i>Single Parent Allowance</i>. National Social Protection Agency website. &lt;<a href="https://bit.ly/2NLHuZf">https://bit.ly/2NLHuZf</a>&gt;. Accessed 16 May 2018.</p> <p>[2] ADB. 2012 <i>Republic of the Maldives: Updating and Improving the Social Protection Index</i>. Asian Development Bank. &lt;<a href="https://bit.ly/2NLHuZf">https://bit.ly/2NLHuZf</a>&gt;. accessed 16 May 2018.</p> <p>[3] 3IE. 2016. <i>Request for Qualifications: Impact Evaluation of Social Protection Programmes in the Maldives</i>. &lt;<a href="https://bit.ly/2J4SlqQ">https://bit.ly/2J4SlqQ</a>&gt;. Accessed 16 May 2018.</p> <p>[4] Ministry of Finance and Treasury. 2017. <i>Number of Persons Covered Under Different Social Protection Schemes by Island, 2016</i>. National Bureau of Statistics. &lt;<a href="https://bit.ly/2q0a0ll">https://bit.ly/2q0a0ll</a>&gt;. Accessed 16 May 2018.</p> <p>[5] Ministry of Finance and Treasury. 2017. <i>Government Expenditure on Different Social Protection Schemes by Type</i>. National Bureau of Statistics. &lt;<a href="https://bit.ly/2PERMvN">https://bit.ly/2PERMvN</a>&gt;. Accessed 16 May 2018.</p>

# MONGOLIA

## 1. Allowance for Mothers and Children

Country	Mongolia
Programme	Allowance for Mothers and Children
Geographic area	East Asia and Pacific
Previous programme name	
Start date	2006 [1] The programme was revised and updated in 2012 [2]
Programme objectives	
Programme typology	Unconditional cash transfer
Programme components	The programme has two components: allowances for pregnant and lactating mothers and allowances for the Mother's Glory (also known as the Mother Heroes) programme, for women who have given birth to four or more children [3]
Conditionalities	
Targeting mechanisms	Categorical
Target areas	Nationwide
Target groups	Mothers and children
Coverage	97,100 pregnant and lactating mothers (2016) 207,600 Mothers with the Mothers' Glory benefit (2016) [2]
Eligibility criteria	Pregnant women, lactant mothers and mothers with four or more children [3]
Eligibility reassessment	
Type of benefits	Cash
Amount of benefits	<b>Allowances for pregnant and lactating mothers:</b> MNT40,000 (approximately USD8.2) per month for 12 months <b>Mother Heroes:</b> MNT200,000 (approximately USD82) per year for women who give birth to more than six children; MNT100,000 (approximately USD41) per year for women who give birth to four children [3]
Payment/delivery frequency	Monthly (allowance for pregnant and lactating mothers) and annually (Mother Heroes) [3]
Benefit delivery mechanism	Supporting documents are submitted to the local social welfare office and the cash is transferred to the account of the beneficiary, or the beneficiary collects the benefits at the bank [2]
Benefit recipients	Pregnant women and mothers
Minimum and maximum duration of benefits	<b>Allowances for pregnant and lactating mothers:</b> provided for 1 year starting from the fifth month of pregnancy <b>Mother Heroes benefits:</b> lifetime [3]
Programme expenditure	MNT41.2 billion or USD 16.8 million for for pregnant and lactating mothers; MNT28.9 billion or USD11.8 million for mothers with the Mother's Glory benefit (2016) [2]
Institutions and agencies involved	Ministry of Labour and Social Protection of Mongolia (MLSP)
Monitoring and evaluation mechanisms and frequency	
References	[1] Gochoosuren, Bolormaa. 2013. <i>Transformation of social welfare policy in Mongolia: 1990-2010</i> . Master's thesis, Auckland University of Technology. < <a href="https://bit.ly/2EwR5DT">https://bit.ly/2EwR5DT</a> >. Accessed 23 July 2018. [2] Personal communication. [3] World Bank. 2015. <i>Social Welfare Programs In Mongolia</i> . Washington, D.C.: World Bank. < <a href="https://bit.ly/2J5TXGn">https://bit.ly/2J5TXGn</a> >. Accessed 16 May 2018.

## 2. Child Money Programme (CMP)

Country	Mongolia
Programme	Child Money Programme (CMP)
Geographic area	East Asia and Pacific
Previous programme name	
Start date	The programme was first introduced in 2005. After a discontinuation in 2010, the programme was reintroduced in 2012 [1]
Programme objectives	To redistribute mineral wealth to the new generations [2] When the programme was reintroduced in 2012, it was promoted as a child development grant [3]
Programme typology	Unconditional cash transfer
Programme components	
Conditionalities	
Targeting mechanisms	Categorical, PMT (from 2018 onwards) [3]
Target areas	Nationwide
Target groups	Children
Coverage	897,000 children (2016) [3]
Eligibility criteria	The CMP will target 60 per cent of all children through PMT, starting from 2018 [3]
Eligibility reassessment	
Type of benefits	Cash
Amount of benefits	MNT20,000 (around USD8.2) per child [1] [3]
Payment/delivery frequency	Monthly [1]
Benefit delivery mechanism	Benefits are paid via bank transfers to mother's/caretaker's bank account [1] [3]
Benefit recipients	Parents/caregivers
Minimum and maximum duration of benefits	Benefits last until the youth turns 18
Programme expenditure	MNT221.5 billion (2016) [3]
Institutions and agencies involved	Ministry of Labour and Social Protection of Mongolia (MLSP) [3]
Monitoring and evaluation mechanisms and frequency	
References	[1] ILO. 2016. "Child Money Programme". <i>Social Protection in Action: Building Social Protection Floors</i> . Geneva: International Labour Office < <a href="https://bit.ly/2J5R8oM">https://bit.ly/2J5R8oM</a> >. Accessed 16 May 2018. [2] World Bank. 2015. World Bank. 2015. <i>Social Welfare Programs In Mongolia</i> . Washington, D.C.: World Bank. < <a href="https://goo.gl/gAhyci">https://goo.gl/gAhyci</a> >. Accessed 16 May 2018. [3] Personal communication.

### 3. Food Stamp Programme

Country	Mongolia
Programme	Food Stamp Programme
Geographic area	East Asia and Pacific
Previous programme name	
Start date	2008. [1] The programme was revised and updated in 2012 [2]
Programme objectives	To provide Food and Nutrition Support Services to households and citizens requiring social welfare assistance, selected from households living lower than the current poverty line, and to homeless and wandering citizens [3]
Programme typology	Unconditional Cash Transfer
Programme components	
Conditionalities	
Targeting mechanisms	Proxy Means Test [3]
Target areas	Nationwide
Target groups	The poorest 5 per cent of the population [3]
Coverage	142,747 beneficiaries in a total of 26,090 households (2016) (64,522 children) [2]
Eligibility criteria	Recipients must belong the poorest 5 per cent of the population, identified based on a nationwide household survey updated in 2016 [2]
Eligibility reassessment	
Type of benefits	Food voucher
Amount of benefits	MNT 13,000 (approximately USD5.3) per adult per month and MNT 6,500 (approximately USD2.7) per child per month. However these benefit levels are set to be increased to MNT16,000 for adults and MNT8,000 for children [2]
Payment/delivery frequency	Monthly [3]
Benefit delivery mechanism	Food stamps in rural areas are vouchers redeemable at shops, but in urban areas they are electronic debit cards credited automatically with the monthly transfer [1]
Benefit recipients	Usually the female members of the households [1]
Minimum and maximum duration of benefits	
Programme expenditure	MNT16,923,029,500 (2016) [2]
Institutions and agencies involved	Ministry of Labour and Social Protection of Mongolia (MLSP) and the Asian Development Bank (ADB) [2] [3]
Monitoring and evaluation mechanisms and frequency	
References	[1] ADB 2014. 'Food Stamp Program Focuses Aid on Poorest Families in Mongolia', Asian Development Bank. < <a href="https://bit.ly/2S7y79u">https://bit.ly/2S7y79u</a> >. Accessed 16 May 2018. [2] Personal communication. [3] World Bank. 2015. <i>Social Welfare Programs In Mongolia</i> . Washington, D.C.: World Bank. < <a href="https://goo.gl/xTBzze">https://goo.gl/xTBzze</a> >. Accessed 16 May 2018.



#### 4. School Lunch Programme

Country	Mongolia
Programme	School Lunch Programme
Geographic area	East Asia and Pacific
Previous programme name	
Start date	2006 [1]
Programme objectives	To improve children's school outcomes [2]
Programme typology	School Feeding Programme
Programme components	
Conditionalities	
Targeting mechanisms	Categorical
Target areas	Nationwide
Target groups	Children
Coverage	275,000 children (2016) [1]
Eligibility criteria	Students in grades 1 to 5 of public secondary schools receive school lunches [1]
Eligibility reassessment	
Type of benefits	Food
Amount of benefits	One lunch per day [3]
Payment/delivery frequency	Daily [3]
Benefit delivery mechanism	Meals are delivered at school
Benefit recipients	Students
Minimum and maximum duration of benefits	
Programme expenditure	MNT24.2 billion or USD9.9 million in 2016 [1]
Institutions and agencies involved	Ministry for Education, Culture, Science and Sports; Ministry of Health; and Ministry for Food and Agriculture [1]
Monitoring and evaluation mechanisms and frequency	
References	<p>[1] Personal communication.</p> <p>[2] United States Department of Labor. 2014. <i>Findings on the worst forms of child labor</i>. &lt;<a href="https://goo.gl/zUMGZw">https://goo.gl/zUMGZw</a>&gt;. Accessed 16 May 2018.</p> <p>[3] ILO. 2015. <i>Social Protection Assessment Based National Dialogue: Definition and Cost of a Social Protection Floor in Mongolia</i>. Mongolia: International Labour Organization and the Government of Mongolia. &lt;<a href="https://goo.gl/SDiJJj">https://goo.gl/SDiJJj</a>&gt;. Accessed 16 May 2018.</p>

## 5. Social Welfare Allowances

Country	Mongolia
Programme	Social Welfare Allowances
Geographic area	East Asia and Pacific
Previous programme name	
Start date	The government started distributing cash transfers in 2004 [1] The programme was revised and updated in 2012 [2]
Programme objectives	To provide assistance or livelihood support to orphans or people caring for others [3]
Programme typology	Unconditional cash transfer [2]
Programme components	Livelihood support benefit for caregivers of twins or triplets Livelihood support benefit for single parents with three or more children under the age of 14 Benefits for caring for orphaned children Permanent care benefit Child protection benefit Benefit for caregivers of children with disabilities Benefits for children who lost their breadwinners [2]
<b>Conditionalities</b>	
Targeting mechanisms	Categorical
Target areas	Nationwide
Target groups	Mothers and caregivers; orphans; and children with disabilities [2]
Coverage	As of 2016 [2]: Livelihood support benefit for caregivers of twins or triplet: 1000 children Livelihood support benefit for single parents with three or more children under the age of 14: 1600 households Benefits for caring for orphaned children: 2,600 households Permanent care benefit for caregivers of children aged below 16 who require permanent care: 7,200 children Child protection benefit: 200 households Benefit for caregivers of children with disabilities: 9,200 caregivers Benefits for children who lost their breadwinners: 16,200 children
Eligibility criteria	Potential beneficiaries are poor caregivers; mothers receiving no pension from social insurance schemes; mothers, fathers or caregivers caring for infants; mothers or caregivers of adopted children or twins, triplets or more children; and caregivers of children who become victims of violence [2]
<b>Eligibility reassessment</b>	
Type of benefits	Cash
Amount of benefits	Livelihood support benefit for caregivers of twins or triplets. Onetime benefit: MNT1,000,000 (USD408) for twins, MNT3,000,000 (USD1,224.50) for triplets and quadruples for each child Livelihood support benefit for single parents with three or more children under the age of 14: MNT120,000 (USD49) once per year Benefit for caring for orphaned children: MNT48,000 (USD19.6) per month Permanent care benefit: MNT60,000 (USD24.5) per month Child protection benefit: MNT48,000 (USD19.6) per month Benefit for caregivers of children with disabilities: MNT48,000 (USD19.6) per month Benefits for children who lost their breadwinners. MNT140,000 (USD54) per month [2]



<b>Payment/delivery frequency</b>	Benefits are paid monthly, quarterly, annually or as one-time payments [3]
<b>Benefit delivery mechanism</b>	Upon submission of supporting documents to the local social welfare office, the benefit is transferred to the beneficiaries' bank accounts [2]
<b>Benefit recipients</b>	
<b>Minimum and maximum duration of benefits</b>	
<b>Programme expenditure</b>	As of 2016 [2]: Livelihood support benefit for caregivers of twins or triplets: MNT2.2 billion (USD0.9 million) Livelihood support benefit for single parents with three or more children under the age of 14: MNT0.23 billion (USD94,000) Benefits for caring orphan children: MNT1.79 billion (USD730,600) Permanent care benefit for caregivers of children aged below 16 who require permanent care: MNT10.2 billion (USD4.2 million) Child protection benefit: MNT0.2 billion (USD81,600) Benefit for caregivers of children with disabilities: MNT6.6 billion (USD2.7 million) Benefits for children who lost their breadwinners: MNT27.1 billion (USD11.1 million)
<b>Institutions and agencies involved</b>	Ministry of Labour and Social Protection of Mongolia (MLSP) [2]
<b>Monitoring and evaluation mechanisms and frequency</b>	
<b>References</b>	[1] Gochoosuren, Bolormaa. 2013. <i>Transformation of social welfare policy in Mongolia: 1990-2010</i> . Master's thesis, Auckland University of Technology. < <a href="https://goo.gl/S6BBke">https://goo.gl/S6BBke</a> >. Accessed 23 July 2018. [2] Personal communication. [3] World Bank. 2015. <i>Social Welfare Programs In Mongolia</i> . Washington, D.C.: World Bank. < <a href="https://goo.gl/c1Lz4E">https://goo.gl/c1Lz4E</a> >. Accessed 16 May 2018.

## 6. Social Welfare Pensions and Allowance for the Elderly and the Disabled

Country	Mongolia
Programme	Social Welfare Pensions and Allowance for the Elderly and the Disabled
Geographic area	East Asia and Pacific
Previous programme name	
Start date	The programme was updated in 2012 [1]
Programme objectives	To support vulnerable people who are not covered by the social insurance system [2]
Programme typology	Unconditional cash transfer
Programme components	In addition to the Social Welfare Pension, elderly people are also entitled to the Allowance for the Elderly, which provides reimbursements for expenses with prosthetics, special housing arrangements and transportation for the use of health facilities. People living with disabilities are entitled to an Allowance for the Disabled, which also provides reimbursements for housing, fuel, rehabilitation and prosthetic correction, transportation, and land phone costs for the blind [3]
<b>Conditionalities</b>	
Targeting mechanisms	Categorical, means-tested [4]
Target areas	Nationwide
Target groups	Elderly; people living with disabilities; widows; single parents
Coverage	2,335 elderly people and 50,135 people living with disabilities (2016) [1]
Eligibility criteria	Poor elderly people (60 years and older for men, 55 years and older for women) without a source of income and their legal dependents; people living with disabilities (who are disabled from birth or before turning 16 and are 50 per cent incapacitated; or who are 70 per cent incapacitated; fully blind, dumb, deaf and little people) and their dependents; widows who are incapacitated; people who are disabled and incapacitated as a result of rescuing someone, fighting epidemic diseases, natural disasters or emergencies or the incapacitated family members of those who died in the same circumstances; and poor single parents (mothers 45 years old and above and fathers 50 years old and above) with four or more children [2]
<b>Eligibility reassessment</b>	
Type of benefits	Cash
Amount of benefits	MNT140,000 (USD57) per month [1]
Payment/delivery frequency	Monthly [3]
Benefit delivery mechanism	Bank transfers [1]
Benefit recipients	Beneficiaries themselves
<b>Minimum and maximum duration of benefits</b>	
Programme expenditure	MNT3 billion for the elderly and MNT61.4 billion for people living with disabilities in 2016 [1]
Institutions and agencies involved	Ministry of Labour and Social Protection of Mongolia (MLSP) [1]
Monitoring and evaluation mechanisms and frequency	



---

**References**

- [1] Personal communication.
- [2] Byambaa, Enkhtsetseg. 2012. *Mongolia: Updating and Improving the Social Protection Index*. Asian Development Bank. <<https://goo.gl/WUPrq3>>. Accessed 16 May 2018.
- [3] World Bank. 2015. *Social Welfare Programs In Mongolia*. Washington, D.C.: World Bank. <<https://goo.gl/X5TEBn>>. Accessed 16 May 2018.
- [4] Pension Watch. n.d. *Mongolia*. Pension Watch website. <<https://goo.gl/CYkUqZ>>. Accessed 16 May 2018].
-

## 7. Social Welfare Service Allowance for the Elderly with State Merits

Country	Mongolia
Programme	Social Welfare Service Allowance for the Elderly with State Merits
Geographic area	East Asia and Pacific
Previous programme name	
Start date	2008 [1] The programme was updated in 2012 [2]
Programme objectives	To provide additional government financial benefits for senior citizens with state merits (such as war veterans and those awarded Hero of Mongolia, Labour Hero, and other honors) [1]
Programme typology	Unconditional cash transfer; housing and fuel subsidies
Programme components	The programme has two main components: provision of cash transfers; and provision of reimbursements and vouchers for nursing homes and sanitariums, as well as annual assistance for apartment and fuel costs [1]
<b>Conditionalities</b>	
Targeting mechanisms	Categorical
Target areas	Nationwide
Target groups	War veterans (elderly people) and widows
Coverage	Benefit for war veterans and those awarded Hero of Mongolia, Labor Hero, and other honors: 705 elderly people in 2016 Benefit for winners of the Mongolian State Prize, state nominees, Udarnik of the State, and senior veterans of the revolutionary struggle: 1,735 elderly in 2016 [2]
Eligibility criteria	Beneficiaries are senior citizens with state merits (such as war veterans and those awarded Hero of Mongolia, Labor Hero, and other honors), or surviving spouses of citizens who died fulfilling their duties in the war [1]
<b>Eligibility reassessment</b>	
Type of benefits	Cash
Amount of benefits	MNT200,000 (approximately USD82) per month for war veterans and those awarded Hero of Mongolia, Labor Hero, and other honors. MNT150,000 (approximately USD61) per month is granted to winners of the Mongolian State Prize, state nominees, Udarnik of the State, and senior veterans of the revolutionary struggle [2]
Payment/delivery frequency	Monthly and annual (assistance for apartment and fuel costs) [1]
Benefit delivery mechanism	Bank transfers [2]
<b>Benefit recipients</b>	
<b>Minimum and maximum duration of benefits</b>	
Programme expenditure	MNT4.3 billion in 2016 [2]
Institutions and agencies involved	Ministry of Labour and Social Protection of Mongolia (MLSP) [2]
<b>Monitoring and evaluation mechanisms and frequency</b>	
References	[1] World Bank. 2015. <i>Social Welfare Programs In Mongolia</i> . Washington, D.C.: World Bank. < <a href="https://goo.gl/S8d4mv">https://goo.gl/S8d4mv</a> >. Accessed 16 May 2018. [2] Personal communication.

# MYANMAR

## 1. National School Feeding Programme (NSFP)

Country	Myanmar
Programme	National School Feeding Programme (NSFP)
Geographic area	East Asia and Pacific
Previous programme name	
Start date	The first WFP-supported school feeding programme was launched in 1996 [1]
Programme objectives	To increase enrollment rates and reduce drop-out [2]
Programme typology	School Feeding Programme
Programme components	
Conditionalities	
Targeting mechanisms	Geographical, categorical
Target areas	Chin, Kachin, Magway, Rakhine, Shan, Wa, Kayin, Kayah, Mon and Sagaing regions are targeted for the WFP-supported school feeding [3]
Target groups	Children
Coverage	31,800 pre-school and 264,875 primary schoolchildren in 3,293 schools were reached by the WFP-supported school feeding initiative (2016) [3]
Eligibility criteria	Children should be enrolled in primary schools
Eligibility reassessment	
Type of benefits	Food [1]
Amount of benefits	One high-energy biscuit (75 grams) as a mid-morning snack per day is provided by WFP-supported school feeding [3]
Payment/delivery frequency	Daily [1]
Benefit delivery mechanism	Benefits are delivered to children in schools
Benefit recipients	Primary school children [1]
Minimum and maximum duration of benefits	The benefits are delivered throughout school year, which runs from June to February [1]
Programme expenditure	When expanded to all schools, the programme is expected to cost 0.64 per cent of GDP [2]
Institutions and agencies involved	Ministry of Education of Myanmar and World Food Programme. WFP is currently working to promote the sustainability of the NSFP and to promote government ownership of the programme [4]
Monitoring and evaluation mechanisms and frequency	The School Feeding Systems Approach for Better Education Results (SF-SABER) was introduced by WFP to assess the policy, institution and implementation of the school feeding programme [4]. Local authorities oversee the implementation of the programme [1]
References	[1] WFP. 2016. <i>School Feeding WFP Myanmar</i> . World Food Programme. < <a href="https://goo.gl/fgWY4e">https://goo.gl/fgWY4e</a> >. Accessed 16 May 2018. [2] Government of Myanmar. 2014. <i>Myanmar National Social Protection Strategic Plan</i> . < <a href="https://goo.gl/t7aL19">https://goo.gl/t7aL19</a> >. Accessed 23 July 2018. [3] WFP. 2016. <i>Supporting Transition by Reducing Food Insecurity and Undernutrition among the Most Vulnerable</i> . Rome: World Food Programme. < <a href="https://goo.gl/6UJ5qV">https://goo.gl/6UJ5qV</a> >. Accessed 16 May 2018. [4] WFP. 2016. <i>Draft Myanmar Country Strategic Plan (2018–2022)</i> . World Food Programme. < <a href="https://goo.gl/EwBmu8">https://goo.gl/EwBmu8</a> >. Accessed 16 May 2018.

## 2. Social Pension

Country	Myanmar
Programme	Social Pension
Geographic area	East Asia and Pacific
Previous Programme name	
Start date	The pension started being implemented nationally in 2017 [1]
Objectives of the programme	The country's national social protection strategy from 2014 states that the social pension's goal is to improve the income security of the elderly [2]
Programme typology	Unconditional cash transfer
Programme components	
Conditionalities	
Methods of targeting	Categorical
Target areas	Nationwide [3]
Target groups	Elderly
Coverage	25,000 people (pilot phase) [5]
Eligibility criteria	All people aged 90 and above [3]
Eligibility reassessment	
Type of benefits	Cash [4]
Amount of benefits	MMK10,000 per month (approximately USD7) [3]
Payment frequency	Monthly
Benefit delivery mechanism	
Recipient of the benefit	Beneficiaries themselves
Minimum and maximum duration of benefits	
Total programme expenditure	MMK4.2 billion (2017-18 fiscal year) [6]
Involved agencies	Ministry of Social Welfare, Relief and Resettlement, HelpAge International [5]
Monitoring and evaluation mechanisms and frequency	
References	<p>[1] HelpAge. <i>Myanmar's national forum on universal social pension held in Pyidaungsu Hluttaw</i>. HelpAge International. &lt;<a href="https://goo.gl/YxND16">https://goo.gl/YxND16</a>&gt;. Accessed 16 May 2018.</p> <p>[2] Government of Myanmar. 2014. <i>Myanmar National Social Protection Strategic Plan</i>. &lt;<a href="https://goo.gl/D6osTF">https://goo.gl/D6osTF</a>&gt;. Accessed 23 July 2018.</p> <p>[3] HelpAge. 2017. <i>5 ways we effectively engaged the Myanmar Government with ageing and social protection policy</i>, HelpAge International. &lt;<a href="https://goo.gl/EYrz6E">https://goo.gl/EYrz6E</a>&gt;. Accessed 16 May 2018.</p> <p>[4] Myanmar Times. 2015. "Ministry set to introduce social pension in January". &lt;<a href="https://goo.gl/a3NVVV">https://goo.gl/a3NVVV</a>&gt;. Accessed 16 May 2018.</p> <p>[5] HelpAge. n.d. <i>Myanmar</i>. HelpAge International website. &lt;<a href="https://bit.ly/2J9qdZa">https://bit.ly/2J9qdZa</a>&gt;. Accessed 16 May 2018.</p> <p>[6] Thuzar, Khin. 2016. <i>Myanmar: Progress towards MIPAA implementation</i>. United Nations Economic and Social Commission for Asia and The Pacific. &lt;<a href="https://goo.gl/w7RPfh">https://goo.gl/w7RPfh</a>&gt;. Accessed 16 May 2018.</p>



### 3. Student Stipends Programme

Country	Myanmar
Programme	Student Stipends Programme
Geographic area	East Asia and Pacific
Previous programme name	
Start date	2009 [1]
Programme objectives	To improve the access of poor students to education and their educational outcomes [2] [3]
Programme typology	Conditional cash transfer
Programme components	An expanded design of this programme is being currently piloted in selected townships with support from the World Bank [3] [4]
Conditionalities	School attendance (the pilot requires 85 per cent attendance for primary and middle school, 75 per cent for high school) and good school performance. Selected students must also progress from grade to grade each year unless they have a certified medical problem which justifies grade repetition [2] [3]
Targeting mechanisms	Categorical, geographical, other poverty/vulnerability assessments
Target areas	Nationwide, though quotas apply per township depending on student population. The pilot is currently being implemented in 55 townships (out of 330 townships in Myanmar) in all 18 states throughout the country [2] [5]
Target groups	Children
Coverage	192,000 poor students (2018) [7]
Eligibility criteria	The priority for eligible students is defined by their poor and orphaned status; second priority is given to students with siblings, whose father has died. Except for those in the first grade, students are also assessed based on their 'intellect' and 'good moral character'. However, selection procedures in each township are not standardised. The pilot targets poor and vulnerable students in grades 5-11 from the poorest and lowest performing townships in terms of education. Priority is also given to orphans, single parents and children with many siblings [2] [3] [4]
Eligibility reassessment	
Type of benefits	Cash
Amount of benefits	Regular stipends programme (amount per month): Primary level (Grades 1-5)—MMK5,000 Lower secondary level (Grades 6-9)—MML6,000 Upper secondary level (Grades 10-11)—MMK8,000 Pilot stipends programme (amount per month): Primary level—MMK5,000 Middle school—MMK8,000 High school—MMK10,000 [2] [3]
Payment/delivery frequency	Monthly [6]
Benefit delivery mechanism	School heads provide the stipends to the beneficiaries' parents or caregivers [6]
Benefit recipients	Parents or caregivers [6]
Minimum and maximum duration of benefits	The benefit must cease if the student dies, misses too much school or leaves school. However, if student is not promoted to the next grade due to health problems, the student must have a health certificate signed by the Township Medical Officer to be considered eligible for the benefit while repeating the grade. In the case of the pilot programme, selected students receive the stipends for four consecutive years. Stipends are delivered during the school year (10 months per year) [2] [3]



<b>Programme expenditure</b>	Regular programme: MMK651 million (2013-2014 academic year). Pilot programme: USD7 million (expected budget for 2017/18) [2] [3]
<b>Institutions and agencies involved</b>	Ministry of Education and World Bank. The programme also receives funding from the government of Australia [1] [3]
<b>Monitoring and evaluation mechanisms and frequency</b>	MoE's monitoring and evaluation is working together with World Bank and Save the Children Myanmar to evaluate the programme both qualitatively and quantitatively. School and household surveys and spot-checks are also conducted [3] [5]
<b>References</b>	<p>[1] World Bank. 2015. <i>Institutional landscape for implementation and financing of social protection programs: Towards effective service delivery in Myanmar</i>. Washington, D.C.: World Bank. &lt;<a href="https://goo.gl/6CN9Q5">https://goo.gl/6CN9Q5</a>&gt;. Accessed 16 May 2018.</p> <p>[2] World Bank. 2014. <i>Myanmar Decentralizing Funding to Schools Program</i>. Washington, D.C.: World Bank. &lt;<a href="https://bit.ly/2q5feqR">https://bit.ly/2q5feqR</a>&gt;. Accessed 16 May 2018.</p> <p>[3] World Bank. 2015. <i>The experience of cash transfers in Myanmar: Lessons from a social protection and poverty reduction perspective</i>. Washington D.C.: World Bank. &lt;<a href="https://goo.gl/RZb8sy">https://goo.gl/RZb8sy</a>&gt;. Accessed 16 May 2018.</p> <p>[4] World Bank 2014. "Project Appraisal Document on A Proposed Credit In The Amount of SDR51.8 Million (US\$80 Million Equivalent) And A Proposed Multi-Donor Trust Fund Grant In The Amount of US\$20 Million To The Republic of The Union of Myanmar For A Decentralizing Funding To Schools Project". Washington, D.C.: World Bank. &lt;<a href="https://goo.gl/Ws6rB8">https://goo.gl/Ws6rB8</a>&gt;. Accessed 16 May 2018.</p> <p>[5] World Bank. 2014. <i>Myanmar Decentralizing Funding to Schools (P146332)</i>. Washington, D.C.: World Bank. &lt;<a href="https://goo.gl/G1RQa1">https://goo.gl/G1RQa1</a>&gt;. Accessed 16 May 2018.</p> <p>[6] World Bank. 2015. <i>Developing scalable and transparent benefit payment systems in Myanmar</i>. Washington, D.C.: World Bank. &lt;<a href="https://goo.gl/YhgvN6">https://goo.gl/YhgvN6</a>&gt;. Accessed 16 May 2018.</p> <p>[7] Cloutier, Marie-Helene. 2018. <i>Disclosable Version of the ISR - Myanmar Decentralizing Funding to Schools – P146332 – Sequence No: 07 (English)</i>. Washington, D.C.: World Bank. &lt;<a href="https://goo.gl/y2fMfT">https://goo.gl/y2fMfT</a>&gt;. Accessed 16 May 2018.</p>

# NEPAL

## 1. Aama Programme (Safe Motherhood Programme)

Country	Nepal
Programme	Aama Programme (Safe Motherhood Programme )
Geographic area	South Asia
Previous programme name	Maternity Incentive Scheme (MIS) and Safe Delivery Incentive Programme (SDIP) [1]
Start date	1997 [2] 2005: Maternity Incentive Scheme (MIS); 2009: Aama Programme [1]
Programme objectives	To increase the rate of institutional deliveries, thereby improving maternal and child health [1]
Programme typology	Conditional cash transfer and health fee waiver [1]
Programme components	Free selected health services are provided for mothers and newborns, as well as cash incentives for four antenatal care (ANC) visits and the transportation costs for having an institutional delivery. Health workers also receive benefits for attending deliveries and for providing care to sick newborn [2]
Conditionalities	Women receive the benefits upon completion of four ANC visits and upon having an institutional delivery [2]
Targeting mechanisms	Categorical, self-targeting
Target areas	Nationwide
Target groups	Women
Coverage	1.99 million women have benefited from the programme by January 2017 [4]
Eligibility criteria	Beneficiaries are pregnant women and their newborn babies who seek institutional care, as well as the health workers involved [2]
Eligibility reassessment	
Type of benefits	Cash and free health services
Amount of benefits	<p><b>For women:</b> payment covering transportation costs: NPR1,500 in mountains, NPR1,000 in hills and NPR500 in Tarai districts; plus NPR400 upon completion of four ANC visits at 4, 6, 8 and 9 months of pregnancy, institutional delivery and postnatal care</p> <p><b>For health facilities:</b> NPR1,000 to those with less than 25 beds and NPR1,500 to those with 25 or more beds; NPR3,000 for complicated deliveries (covering ten possible types of complications); NPR7,000 for C-section surgeries or laparotomies for perforation due to abortion or ectopic pregnancies and ruptured uteruses; NPR5,000 for Anti-D administration for RH negative. NPR1,000, NPR2,000 and NPR5,000 are paid to different types of care packages to sick newborn babies, up to NPR8,000</p> <p><b>For health workers:</b> NPR300 for attending all types of deliveries or for providing all forms of packaged services [2]</p>
Payment/delivery frequency	Benefits are delivered as one-time payments upon completion of the activities attached to them
Benefit delivery mechanism	Benefits are paid in cash [3]
Benefit recipients	Women, health facilities and health workers
Minimum and maximum duration of benefits	
Programme expenditure	In the 2015/16 fiscal year the programme had a budget of NPR1,101,251,000 for transportation costs and reimbursements, NPR44,800,000 for 4 ANC payments and NPR48,000,000 for newborn care costs; the expenditure on each of these was of NPR798,226,573, NPR34,158,871 and NPR7,045,670 respectively [2]



Institutions and agencies involved	Department of Health Services under the Ministry of Health [2]
Monitoring and evaluation mechanisms and frequency	A Service Tracking Survey was conducted in 2011 to gather information on the country's health policy as well as to monitor the implementation of the Aama Programme [5]
References	<p>[1] WHO. 2015. Success factors for women's and children's health: Nepal. &lt;<a href="https://goo.gl/hgQQPd">https://goo.gl/hgQQPd</a>&gt;. Accessed 23 July 2018.</p> <p>[2] Government of Nepal. 2017. <i>Annual Report</i>. Kathmandu: Department of Health Services. &lt;<a href="https://goo.gl/UUTjzQ">https://goo.gl/UUTjzQ</a>&gt;. Accessed 16 May 2018).</p> <p>[3] Personal communication.</p> <p>[4] Nepal Health Sector Support Programme. n.d. "Health Financing". Nepal Health Sector Support Programme website. &lt;<a href="https://goo.gl/6koL5r">https://goo.gl/6koL5r</a>&gt;. Accessed 16 May 2018.</p> <p>[5] Lamichane, Prabhat. and SureshTiwari. 2012. <i>Progress Report on the Aama/YANC Demand Side Financing Programme</i>. Nepal Health Sector Support Programme. &lt;<a href="https://goo.gl/uWMRGw">https://goo.gl/uWMRGw</a>&gt;. Accessed 16 May 2018.</p>

## 2. Child Grant

Country	Nepal
Programme	Child Grant
Geographic area	South Asia
Previous programme name	
Start date	2009 [1]
Programme objectives	Social security allowances in Nepal (including the old-age pension, single woman's pension, child grant, disability grant, and endangered ethnicity grant) aim to assist groups considered socially and/or economically vulnerable. The child grant in particular was implemented first to improve children's nutritional outcomes [1] [2]
Programme typology	Unconditional cash transfer
Programme components	A complementary programme to inform and raise awareness for the child grant and the infant and young children feeding (IYCF) programme has been implemented in the five districts in Karnali zone with the support of UNICEF. Birth registration campaigns have also been conducted to facilitate access to this service at the ward level [3]
Conditionalities	
Targeting mechanisms	Categorical, geographical [3]
Target areas	Nationwide (the grant is delivered to all children in the Karnali zone and targets poor <i>dalit</i> households in the rest of the country) [4]
Target groups	Children
Coverage	529,992 children by 2017-18 [6]
Eligibility criteria	All children in the Karnali zone are eligible for the grant, from birth until the age of 5. In other regions of the country, all poor <i>dalit</i> children under the age of 5 are eligible. In all cases, birth registration is required and a maximum of two children per family may participate in the programme [2] [3]
Eligibility reassessment	
Type of benefits	Cash
Amount of benefits	NPR400 per child per month, up to a maximum of NPR800 per family/mother [2]
Payment/delivery frequency	Benefits are distributed by Village Development Committees (VDCs) and municipalities every four months [2]
Benefit delivery mechanism	VDCs and municipalities distribute the money. The government plans to expand Postal Saving Banks to all local levels and use them as the delivery mechanism for the country's social security allowances [2] [5]
Benefit recipients	Child's caregiver [1]
Minimum and maximum duration of benefits	
Programme expenditure	Less than 0.1 per cent of GDP (2016). The estimated budget for all social security allowances was of NPR38,735,182 for the 2017-18 fiscal year [5] [7]
Institutions and agencies involved	Department of Civil Registration (DOCR) under the Ministry of Federal Affairs and Local Development (MOFALD). UNICEF has provided technical support to the programme's implementation and the World Bank is currently providing financing under the Strengthening Systems for Social Protection and Civil Registration Project, which should impact all of the country's social security allowances [2]



**Monitoring and evaluation mechanisms and frequency**

Social Security District Coordination Committees, in coordination with District Development Committees, are in charge of monitoring the programme. MOFALD has already developed a management and information system to collect administrative information on the grant. Moreover, a number of monitoring and evaluation measures are foreseen under the Strengthening Systems for Social Protection and Civil Registration Project, including three rounds of beneficiary surveys, as well as activities supporting citizen engagement and accountability for the country's social security allowances [2] [3] [8]

**References**

- [1] IDS. 2016. *Improving Social Protection's Response to Child Poverty and Vulnerability in Nepal*. Sussex: Institute of Development Studies. <<https://bit.ly/2J4t5X8>>. Accessed 16 May 2018.
- [2] World Bank 2016. "Project Appraisal Document On A Proposed Credit In The Amount of SDR107.6 Million (US\$150 Million Equivalent) To Nepal For A Strengthening Systems For Social Protection And Civil Registration Project". Washington, D.C.: World Bank. <<https://goo.gl/tKqqS5>>. Accessed 16 May 2018.
- [3] Rabi, Amjad, Gabriele Koehler, Tomoo Okubo, and Thakur Dhakal. 2015. "Strategies and options for scaling up and enhancing the child grant nationally in Nepal." *UNICEF Nepal Working Paper Series*. Kathmandu: UNICEF. <<https://goo.gl/YVDtL7>>. Accessed 23 July 2018.
- [4] Hagen-Zankar, Jessica, and Richard Mallett. 2015. "Nepal's Child Grant – how is it working for Dalit families?". *Briefing Paper*. London: Overseas Development Institute. <<https://goo.gl/bAAY53>>. Accessed 16 May 2018.
- [5] MoF 2017. "Budget Speech of Fiscal Year 2017/18". Government of Nepal Ministry of Finance. <<https://goo.gl/Ldmiee>>. Accessed 16 May 2018.
- [6] Personal communication.
- [7] UNICEF. n.d. "Costing the Child Grant Expansion in Nepal: Ten-year Expansion Strategy". <<https://goo.gl/VkeQGA>>. Accessed 16 May 2018.
- [8] LWF Nepal. 2017. "A report on Participatory Food Security Policy Mapping in Nepal". Lutheran World Federation Nepal and Right to Food National Network Nepal. <<https://goo.gl/soVX65>>. Accessed 16 May 2018.

### 3. Disability Grant

Country	Nepal
Programme	Disability Grant
Geographic area	South Asia
Previous programme name	
Start date	1996 [ 1 ]
Programme objectives	Social security allowances in Nepal (including the old-age pension, single woman's pension, child grant, disability grant, and endangered ethnicity grant) aim to assist groups considered socially and/or economically vulnerable [ 2 ]
Programme typology	Unconditional cash transfer
Programme components	
Conditionalities	
Targeting mechanisms	Categorical
Target areas	Nationwide
Target groups	People living with disabilities
Coverage	Full disability grant: 30,860 people; Partial disability grant: 31,324 people (according to the 2015-16 fiscal year budget) [ 3 ]
Eligibility criteria	People living with disabilities over the age of 16 qualify for a disability identity card. All those who are fully disabled are eligible to receive the benefit; district-wise quotas apply to the partially disabled. The Ministry of Women, Children and Social Welfare oversees the identification of people living with disabilities. 'Full disability' is defined as that which makes people dependent on others for daily life. 'Partial disability' is defined as that which does not prevent people from performing daily life functions without help from others [ 2 ] [ 3 ] [ 4 ] [ 5 ]
Eligibility reassessment	
Type of benefits	Cash
Amount of benefits	Full disability grant: NPR2,000 per month; Partial disability grant: NPR600 per month [ 2 ]
Payment/delivery frequency	Benefits are distributed by Village Development Committees (VDCs) and municipalities every four months (three times per year) [ 2 ]
Benefit delivery mechanism	VDCs and municipalities distribute the money. The government plans to expand Postal Saving Banks to all local levels and use them as the delivery mechanism for the country's social security allowances [ 2 ] [ 6 ]
Benefit recipients	Beneficiaries themselves
Minimum and maximum duration of benefits	
Programme expenditure	NPR38,735,182 (budget estimate for all social security allowances during the 2017-18 fiscal year) [ 6 ]
Institutions and agencies involved	Department of Civil Registration (DOCR) under the Ministry of Federal Affairs and Local Development (MOFALD) and Ministry of Women, Children and Social Welfare (MoWCSW). The World Bank is currently providing financing under the Strengthening Systems for Social Protection and Civil Registration Project, which should impact all of the country's social security allowances [ 2 ] [ 4 ]
Monitoring and evaluation mechanisms and frequency	Social Security District Coordination Committees, in coordination with District Development Committees oversee monitoring the programme. A number of monitoring and evaluation measures are foreseen Under the Strengthening Systems for Social Protection and Civil Registration Project, including three rounds of beneficiary surveys, as well as activities supporting citizen engagement and accountability for the country's social security allowances [ 2 ] [ 5 ]



---

## References

- [1] Rana, Arun S. 2012. "Nepal: Updating and Improving the Social Protection Index". Asian Development Bank. <<https://goo.gl/RUfkAH>>. Accessed 16 May 2018.
- [2] World Bank 2016. "Project Appraisal Document On A Proposed Credit In The Amount of SDR107.6 Million (US\$150 Million Equivalent) To Nepal For A Strengthening Systems For Social Protection And Civil Registration Project". Washington, D.C.: World Bank. <<https://goo.gl/i31Mns>>. Accessed 16 May 2018.
- [3] World Bank. n.d. *Universal old-age and disability pensions, and other universal allowances in Nepal*. Washington, D.C.: World Bank Group. <<https://goo.gl/XUa4wz>>. Accessed 16 May 2018.
- [4] World Bank. n.d. "Integrated Safeguards Data Sheet Concept Stage". <<https://goo.gl/AXqwwL>>. Accessed 16 May 2018.
- [5] LWF Nepal. 2017. "A report on Participatory Food Security Policy Mapping in Nepal". Lutheran World Federation Nepal and Right to Food National Network Nepal. <<https://goo.gl/gRp41F>>. Accessed 16 May 2018.
- [6] MoF 2017. "Budget Speech of Fiscal Year 2017/18". Government of Nepal Ministry of Finance. <<https://goo.gl/yJSD29>>. Accessed 16 May 2018.
-



#### 4. Endangered Indigenous Peoples Allowance or Endangered Ethnicity Grant

Country	Nepal
Programme	Endangered Indigenous Peoples Allowance or Endangered Ethnicity Grant
Geographic area	South Asia
Previous programme name	
Start date	2009 [1]
Programme objectives	Social security allowances in Nepal (including the old-age pension, single woman's pension, child grant, disability grant, and endangered ethnicity grant) aim to assist groups considered socially and/or economically vulnerable [2]
Programme typology	Unconditional cash transfer
Programme components	
Conditionalities	
Targeting mechanisms	Categorical targeting [1]
Target areas	Nationwide [1]
Target groups	Members of ten endangered ethnic groups [2]
Coverage	23,346 people (budgeted for the 2015-16 fiscal year) [4]
Eligibility criteria	Beneficiaries are members of 10 ethnic groups which are officially recognised as being endangered [2]
Eligibility reassessment	
Type of benefits	Cash
Amount of benefits	NPR2,000 per month [2]
Payment/delivery frequency	Benefits are distributed by Village Development Committees (VDCs) and municipalities every four months [2]
Benefit delivery mechanism	VDCs and municipalities distribute the money. The government plans to expand Postal Saving Banks to all local levels and to have them serve as the delivery mechanism for the country's social security allowances [2] [3]
Benefit recipients	Beneficiaries themselves.
Minimum and maximum duration of benefits	
Programme expenditure	NPR38,735,182 (budget estimate for all social security allowances for the 2017-18 fiscal year) [3]
Institutions and agencies involved	Department of Civil Registration (DOCR) under the Ministry of Federal Affairs and Local Development (MOFALD). The World Bank is currently providing financing under the Strengthening Systems for Social Protection and Civil Registration Project, which should impact all of the country's social security allowances [2]
Monitoring and evaluation mechanisms and frequency	Social Security District Coordination Committees in coordination with District Development Committees are in charge of monitoring the programme. A number of monitoring and evaluation measures are foreseen Under the Strengthening Systems for Social Protection and Civil Registration Project, including three rounds of beneficiary surveys, as well as activities supporting citizen engagement and accountability for the country's social security allowances [2] [5]



---

## References

- [1] Rana, Arun S. 2012. "Nepal: Updating and Improving the Social Protection Index". Asian Development Bank. <<https://goo.gl/eZVz7Y>>. Accessed 16 May 2018.
- [2] World Bank 2016. "Project Appraisal Document On A Proposed Credit In The Amount of SDR107.6 Million (US\$150 Million Equivalent) To Nepal For A Strengthening Systems For Social Protection And Civil Registration Project". Washington, D.C.: World Bank. <<https://goo.gl/tHuobS>>. Accessed 16 May 2018.
- [3] MoF 2017. "Budget Speech of Fiscal Year 2017/18". Government of Nepal Ministry of Finance. <<https://goo.gl/HzUh8Y>>. Accessed 16 May 2018.
- [4] World Bank. n.d. *Universal old-age and disability pensions, and other universal allowances in Nepal*. Washington, D.C.: World Bank Group. <<https://goo.gl/JTnAw2>>. Accessed 16 May 2018.
- [5] LWF Nepal. 2017. "A report on Participatory Food Security Policy Mapping in Nepal". Lutheran World Federation Nepal and Right to Food National Network Nepal. <<https://goo.gl/ZjH1Vg>>. Accessed 16 May 2018.
-

## 5. Karnali Employment Programme (KEP)

Country	Nepal
Programme	Karnali Employment Programme (KEP)
Geographic area	South Asia
Previous programme name	
Start date	2006 [1]
Programme objectives	The programme aims to generate rural employment, addressing poverty, food insecurity and distress migration while improving rural infrastructure [2]
Programme typology	Cash-for-work
Programme components	If employment is not provided to the applicants, they are entitled to receive a cash payment which serves as unemployment insurance [2]
<b>Conditionalities</b>	
Targeting mechanisms	Geographical, self-targeting [1]
Target areas	Five districts in the Karnali region [3]
Target groups	Working age population
Coverage	100,000 people (expected coverage) [5]
Eligibility criteria	Any Karnali household with an unemployed member [2]
<b>Eligibility reassessment</b>	
Type of benefits	Cash
Amount of benefits	Programme participants receive a basic daily wage of NPR250 (2014/15), plus a supplementary wage based on the participant's output [4]
Payment/delivery frequency	Every fortnight [1]
Benefit delivery mechanism	Benefits are paid in cash [1]
Benefit recipients	Beneficiaries themselves [2]
Minimum and maximum duration of benefits	The programme's objective is to provide 100 days of work [2]
Programme expenditure	NPR161.2 million (USD2.1 million) in 2009 [6]
Institutions and agencies involved	Ministry of Federal Affairs and Local Development (MOFALD). The UK Department for International Development (DFID) provides technical support through the Karnali Employment Technical Assistance (KEPTA) consortium [1]
Monitoring and evaluation mechanisms and frequency	Many instruments are in place at the local level for record-keeping and reporting, such as attendance records, work progression and completion reports. A management and information system has been created by KEPTA. This system should contribute to the monitoring process [1] [2]



---

## References

- [1] OPML. 2014. "Social protection through public works in Nepal: Improving the Karnali Employment Programme." Briefing Note. <<https://bit.ly/2ROWN1Y>>. Accessed 23 July 2018.
- [2] ILO. 2017. *An analytical briefing on the social security sector in Nepal*. International Labour Organization. Kathmandu: International Labour Organization and Ministry of Labour and Employment of Nepal. <<https://bit.ly/2Aj0lQy>>. Accessed 16 May 2018.
- [3] Harris, Daniel, Anna McCord, and Sony KC. 2013. *Politics of a national employment guarantee scheme in Nepal: A initial assessment of feasibility*. London: Overseas Development Institute. <<https://bit.ly/2q04pX7>>. Accessed 16 May 2018.
- [4] Kathmandu Ministry of Federal Affairs and Local Development. 2014. *Karnali Employment Programme: Project Implementation Manual*. <<https://bit.ly/2AiAa3u>>. Accessed 16 May 2018.
- [5] Rabi, Amjad, Gabriele Koehler, Tomoo Okubo, and Thakur Dhakal. 2015. "Strategies and options for scaling up and enhancing the child grant nationally in Nepal." *UNICEF Nepal Working Paper Series*. Kathmandu: UNICEF. <<https://bit.ly/2CT7oJh>>. Accessed 23 July 2018.
- [6] Rana, Arun S. 2012. "Nepal: Updating and Improving the Social Protection Index". Asian Development Bank. <<https://bit.ly/2S1D2bV>>. Accessed 16 May 2018.
-

## 6. National School Meals Programme (NSMP) and Food for Education

Country	Nepal
Programme	National School Meals Programme (NSMP) and Food for Education
Geographic area	South Asia
Previous programme name	
Start date	The government has been implementing school feeding programmes for over 40 years. The food for education project started in 2002 [1] [2]
Programme objectives	School meals are provided to improve access to education as well as students' health, nutrition and educational outcomes [3]
Programme typology	School Feeding Programme
Programme components	Two delivery modalities are in place: either food is distributed directly, or cash is provided for schools to cook or outsource food items [1]
Conditionalities	School attendance
Targeting mechanisms	Categorical, geographical
Target areas	29 out of 75 districts [1]
Target groups	Children
Coverage	The food and cash-based modalities of NSMP reach over 500,000 children in basic education. The WFP-supported modality reached 270,000 children in 2016 [1]
Eligibility criteria	Children should be enrolled in primary education in the selected districts [1]
Eligibility reassessment	
Type of benefits	Food
Amount of benefits	Meals provided with the support of WFP consist of 110 grams of corn and soya blend (CSB), flour (90g), sugar (10g) and ghee/oil (10g), amounting to 470 calories (kcal) [3]
Payment/delivery frequency	Daily
Benefit delivery mechanism	Benefits are delivered in schools
Benefit recipients	Primary school students
Minimum and maximum duration of benefits	Benefits last for the duration of primary school studies
Programme expenditure	The WFP-supported modality had a total budget of NPR540,597,000.00 in the 2014/15 fiscal year [3]
Institutions and agencies involved	Department of Education under the Ministry of Education in partnership with the World Food Programme [3]
Monitoring and evaluation mechanisms and frequency	The WFP-supported modality is monitored through on-site visits and discussions with stakeholders. A mid-term evaluation was also published in 2017 [4] [5]
References	[1] WFP. 2016a. <i>Country Programme Nepal (2013-2017)</i> . Rome: World Food Programme. < <a href="https://bit.ly/2NP5yuj">https://bit.ly/2NP5yuj</a> >. Accessed 16 May 2018. [2] Rana, Arun S. 2012. "Nepal: Updating and Improving the Social Protection Index". Asian Development Bank. < <a href="https://bit.ly/2S1D2bV">https://bit.ly/2S1D2bV</a> >. Accessed 16 May 2018. [3] DoE. 2015. <i>Status Report – 2014/15</i> . Bhaktapur: Government of Nepal, Ministry of Education. < <a href="https://bit.ly/2CsF5QY">https://bit.ly/2CsF5QY</a> >. Accessed 16 May 2018. [4] WFP. 2016b. <i>Restoring Food &amp; Nutrition Security and Building Resilient Livelihoods in Earthquake Affected Areas</i> . Patan: World Food Programme. < <a href="https://bit.ly/2q1hsYA">https://bit.ly/2q1hsYA</a> >. Accessed 16 May 2018. [5] WFP. 2017. <i>Mid-term Evaluation of McGovern-Dole-supported School Feeding Programme in Nepal</i> . Patan: World Food Programme. < <a href="https://bit.ly/2CUDKUh">https://bit.ly/2CUDKUh</a> >. Accessed 16 May 2018.

## 7. Old Age Allowance (OAA) or Senior Citizen's Allowance

Country	Nepal
Programme	Old Age Allowance (OAA) or Senior Citizen's Allowance
Geographic area	South Asia
Previous programme name	
Start date	In 1995: pilot in five districts. In 1996: the programme was extended nationwide [1]
Programme objectives	Social security allowances in Nepal (including the old-age pension, single woman's pension, the child grant, disability grant, and endangered ethnicity grant) aim to assist groups considered socially and/or economically vulnerable [2]
Programme typology	Unconditional cash transfer
Programme components	Senior citizens over the age of 70 also benefit from free health care services under the Senior Citizen Health Care Programme implemented by the Ministry of Health and Population, up to a ceiling of NPR4,000 per year [3]
<b>Conditionalities</b>	
Targeting mechanisms	Categorical
Target areas	Nationwide [2]
Target groups	Elderly
Coverage	844,518 people receive the Senior Citizens Grant and an additional 209,754 <i>dalit</i> beneficiaries received allowances during the 2017/18 fiscal year [7]
Eligibility criteria	Recipients must be at least 70 years old. <i>Dalits</i> and the residents of the Karnali region must be at least 60 years old to receive the benefit [2]
<b>Eligibility reassessment</b>	
Type of benefits	Cash
Amount of benefits	Beneficiaries receive a pension of NPR2,000 plus NPR1,000 for health expenses [2] [4]
Payment/delivery frequency	Benefits are distributed by Village Development Committees (VDCs) and municipalities every four months [2]
Benefit delivery mechanism	VDCs and municipalities distribute the money. The government plans to expand postal saving banks to all local levels and to use them as the delivery mechanism for the country's social security allowances. If beneficiaries cannot collect the money themselves, the benefits may be delivered to their home [2] [5] [6]
Benefit recipients	If beneficiaries cannot collect the money themselves, the benefits may be delivered to their home [6]
<b>Minimum and maximum duration of benefits</b>	
Programme expenditure	0,703 per cent of the country's GDP (2017) [8]
Institutions and agencies involved	Department of Civil Registration (DOCR) under the Ministry of Federal Affairs and Local Development (MOFALD). The World Bank is currently providing financing under the Strengthening Systems for Social Protection and Civil Registration Project, which should impact all of the country's social security allowances [2]
Monitoring and evaluation mechanisms and frequency	Social Security Distric Coordination Committees, in coordination with District Development Committees, are in charge of monitoring the programme. A number of monitoring and evaluation measures are foreseen under the Strengthening Systems for Social Protection and Civil Registration Project, including three rounds of beneficiary surveys, as well as activities supporting citizen engagement and accountability for the country's social security allowances [2] [4]



---

## References

- [1] Rana, Arun S. 2012. "Nepal: Updating and Improving the Social Protection Index". Asian Development Bank. <<https://bit.ly/2S1D2bV>>. Accessed 16 May 2018.
- [2] World Bank 2016. "Project Appraisal Document On A Proposed Credit In The Amount of SDR107.6 Million (US\$150 Million Equivalent) To Nepal For A Strengthening Systems For Social Protection And Civil Registration Project". Washington, D.C.: World Bank. <<https://bit.ly/2NP6aA7>>. Accessed 16 May 2018.
- [3] ILO. 2017. *An analytical briefing on the social security sector in Nepal*. International Labour Organization. Kathmandu: International Labour Organization and Ministry of Labour and Employment of Nepal. <<https://bit.ly/2Aj0lQy>>. Accessed 16 May 2018.
- [4] LWF Nepal. 2017. "A report on Participatory Food Security Policy Mapping in Nepal". Lutheran World Federation Nepal and Right to Food National Network Nepal. <<https://bit.ly/2CTzp3l>>. Accessed 16 May 2018.
- [5] MoF 2017. "Budget Speech of Fiscal Year 2017/18". Government of Nepal Ministry of Finance. <<https://bit.ly/2PCljFb>>. Accessed 16 May 2018.
- [6] ADB. 2012. *Social Protection for Older Persons: Social Pensions in Asia*. Edited by Sri Wening Handayani and Babken Babajanian. Mandaluyong City: Asian Development Bank. <<https://bit.ly/20AqTwu>>. Accessed 16 May 2018.
- [7] Personal communication.
- [8] Pension Watch Database, n.d. *Database Notes*. Pension Watch website. <<https://bit.ly/1sNcdcp>>. Accessed 16 May 2018.
-

## 8. Rural Community Infrastructure Work (RCIW)

Country	Nepal
Programme	Rural Community Infrastructure Work (RCIW)
Geographic area	South Asia
Previous programme name	
Start date	1996 [1]
Programme objectives	The programme aims to offer employment as protection against food insecurity [2]
Programme typology	Cash-for-work; food-for-work
Programme components	In addition to the transfers, the programme offers training in asset creation as well as skill development opportunities related to food and nutrition security to its beneficiaries [1]
Conditionalities	
Targeting mechanisms	Geographical, self-targeting
Target areas	RCIW operates in selected VDCs of 21 food insecure districts of the Mid- and Far-West regions [1] [2]
Target groups	Working-age population
Coverage	295,000 households (2015) [5]
Eligibility criteria	
Eligibility reassessment	
Type of benefits	Cash or food [3]
Amount of benefits	4kg of rice and 0.5kg of pulses, or NPR130–NPR140 per day is provided to beneficiaries [3]
Payment/delivery frequency	
Benefit delivery mechanism	District Development Committees carry out the programme at the village level through user committees [4]
Benefit recipients	Beneficiaries themselves
Minimum and maximum duration of benefits	50-70 days per year [5]
Programme expenditure	
Institutions and agencies involved	Ministry of Federal Affairs and Local Development (MOFALD), in partnership with WFP partners. DFID and the World Bank have also funded this programme [4] [5]
Monitoring and evaluation mechanisms and frequency	An impact assessment was conducted by MOFALD in 2016 [6]
References	<p>[1] Rural Community Infrastructure Works Programme. 2016. <i>Notice for Expression of Interest (EOI) from interested and eligible domestic consulting firms for Impact Assessment of Rural Community Infrastructure Works Programme</i>. Government of Nepal, Ministry of Federal Affairs and General Administration. &lt;<a href="https://bit.ly/2pZdeAn">https://bit.ly/2pZdeAn</a>&gt;. Accessed 16 May 2018.</p> <p>[2] World Bank. 2016. "International Development Association Project Appraisal Document on A Proposed Credit in The Amount of SDR107.6 Million (US\$150 Million Equivalent) To Nepal For A Strengthening Systems For Social Protection And Civil Registration Project". World Bank. &lt;<a href="https://bit.ly/2NP6aA7">https://bit.ly/2NP6aA7</a>&gt;. Accessed 16 May 2018.</p> <p>[3] ILO. 2017. <i>An analytical briefing on the social security sector in Nepal</i>. International Labour Organization. Kathmandu: International Labour Organization and Ministry of Labour and Employment of Nepal. &lt;<a href="https://bit.ly/2Aj0lQy">https://bit.ly/2Aj0lQy</a>&gt;. Accessed 16 May 2018.</p> <p>[4] Harris, Daniel, Anna McCord, and Sony KC. 2013. <i>Politics of a national employment guarantee cheme in Nepal: A initial assessment of feasibility</i>. London: Overseas Development Institute. &lt;<a href="https://bit.ly/2q04pX7">https://bit.ly/2q04pX7</a>&gt;. Accessed 16 May 2018.</p> <p>[5] Rabi, Amjad, Gabriele Koehler, Tomoo Okubo, and Thakur Dhakal. 2015. "Strategies and options for scaling up and enhancing the child grant nationally in Nepal." <i>UNICEF Nepal Working Paper Series</i>. Kathmandu: UNICEF. &lt;<a href="https://bit.ly/2CT7oJh">https://bit.ly/2CT7oJh</a>&gt;. Accessed 23 July 2018.</p> <p>[6] WFP. 2016. <i>Country Programme Nepal (2013-2017)</i>. Rome: World Food Programme. &lt;<a href="https://bit.ly/2NP5yuj">https://bit.ly/2NP5yuj</a>&gt;. Accessed 16 May 2018.</p>



## 9. Scholarships

Programme	Scholarships
Country	Nepal
Geographic area	South Asia
Previous programme name	
Start date	
Programme objectives	To promote access to education [1]
Programme typology	Conditional cash transfer
Programme components	
Conditionalities	Some scholarships, such as the <i>dalit</i> scholarship, require school attendance of 80 per cent [2]
Targeting mechanisms	Categorical
Target areas	Nationwide, with priority given to mountain and hill areas [2]
Target groups	Children
Coverage	765,957 (grades 1-8) and 75,721 (grades 9-10) <i>dalit</i> students, 3,392 (grades 9-10) students with disability, 1,573,220 female students including Karnali, 77,316 students from endangered or marginalised groups at the basic level. Furthermore, 127,785 other students (including children of martyrs, <i>Kamhalari</i> and conflict-affected children) studying at the secondary and higher secondary level have received scholarships (2015) [5]
Eligibility criteria	Eligibility criteria varies depending on the target group of each scholarship. <i>Dalit</i> children, girls, people with disabilities, 'endangered' and marginalised groups, conflict-affected children and children of martyrs are eligible for scholarship programmes [3]
Eligibility reassessment	
Type of benefits	Cash
Amount of benefits	Benefits across the different scholarships range from NPR350 to NPR24,000 per year, depending on the type of scholarship, region and level of education. Some scholarships provide money to students and schools, while others just to the students [1] [2]
Payment/delivery frequency	Yearly [4]
Benefit delivery mechanism	Scholarships are distributed in the presence of a parent or primary caregiver in school during enrolment [4]
Benefit recipients	Parents or primary caregivers, or schools [2] [4]
Minimum and maximum duration of benefits	Benefits last for the duration of the beneficiary's studies
Programme expenditure	NPR1,498,251 (estimate budget for the 2017-18 fiscal year) [6]
Institutions and agencies involved	Ministry of Education [3]
Monitoring and evaluation mechanisms and frequency	The government plans to set up a database listing all scholarship recipients and to create a 'one door' monitoring system for the programme [5]



---

**References**

- [1] Timilsana, Binod Khanda. 2017. "Right to Education: Scholarship to Ensure Accessibility". Saptagandaki Journal, Vol 8. <<https://bit.ly/2QZfWS0>>. Accessed 16 May 2018.
- [2] ERDCN. 2011. *A Study on Effectiveness of Girls' Scholarship Program*. Department of Education. Kathmandu: Educational Resource and Development Centre Nepal. <<https://bit.ly/2Aizhli>>. Accessed 16 May 2018.
- [3] ILO. 2017. *An analytical briefing on the social security sector in Nepal*. International Labour Organization. Kathmandu: International Labour Organization and Ministry of Labour and Employment of Nepal. <<https://bit.ly/2Aj0IQy>>. Accessed 16 May 2018.
- [4] IDS. 2016. *Improving Social Protection's Response to Child Poverty and Vulnerability in Nepal*. Sussex: Institute of Development Studies. <<https://bit.ly/2J4t5X8>>. Accessed 16 May 2018.
- [5] DoE. 2015. *Status Report – 2014/15*. Bhaktapur: Government of Nepal, Ministry of Education. <<https://bit.ly/2CsF5QY>>. Accessed 16 May 2018.
- [6] MoF 2017. "Budget Speech of Fiscal Year 2017/18". Government of Nepal, Ministry of Finance. <<https://bit.ly/2PCljFb>>. Accessed 16 May 2018.
-

## 10. Single Women's Allowance

Country	Nepal
Programme	Single Women's Allowance
Geographic area	South Asia
Previous programme name	
Start date	1996 [1]
Programme objectives	Social security allowances in Nepal (including the old-age pension, single woman's pension, the child grant, disability grant, and endangered ethnicity grant) aim to assist groups considered socially and/or economically vulnerable [2]
Programme typology	Unconditional cash transfer
Programme components	
Conditionalities	
Targeting mechanisms	Categorical
Target areas	Nationwide [2]
Target groups	Women
Coverage	659,336 women (according the 2015-16 fiscal year budget) [4]
Eligibility criteria	Widows of all ages and single women aged 60 or older are eligible for the grant [2]
Eligibility reassessment	
Type of benefits	Cash
Amount of benefits	NPR1,000 per month [2]
Payment/delivery frequency	Benefits are distributed by Village Development Committees (VDCs) and municipalities every four months [2]
Benefit delivery mechanism	VDCs and municipalities distribute the money. The government plans to expand Postal Saving Banks to all local levels and use them as the delivery mechanism for the country's social security allowances
Benefit recipients	Beneficiaries themselves
Minimum and maximum duration of benefits	
Programme expenditure	NPR 38,735,182 (budget estimate for all social security allowances during the 2017-18 fiscal year) [3]
Institutions and agencies involved	Department of Civil Registration (DOCR) under the Ministry of Federal Affairs and Local Development (MOFALD). The World Bank is currently providing financing under the Strengthening Systems for Social Protection and Civil Registration Project, which should impact all of the country's social security allowances [2]
Monitoring and evaluation mechanisms and frequency	Social Security Distric Coordination Committees, in coordination with District Development Committees, oversee the monitoring of the programme. A number of monitoring and evaluation measures are foreseen under the Strengthening Systems for Social Protection and Civil Registration Project, including three rounds of beneficiary surveys, as well as activities supporting citizen engagement and accountability for the country's social security allowances [2] [5]



---

**References**

- [1] Rana, Arun S. 2012. "Nepal: Updating and Improving the Social Protection Index". Asian Development Bank. <<https://bit.ly/2S1D2bV>>. Accessed 16 May 2018.
- [2] World Bank. 2016. "International Development Association Project Appraisal Document on A Proposed Credit in The Amount of SDR107.6 Million (US\$150 Million Equivalent) To Nepal For A Strengthening Systems For Social Protection And Civil Registration Project". World Bank. <<https://bit.ly/2NP6aA7>>. Accessed 16 May 2018.
- [3] MoF 2017. "Budget Speech of Fiscal Year 2017/18". Government of Nepal Ministry of Finance. <<https://bit.ly/2PCljFb>>. Accessed 16 May 2018.
- [4] World Bank. n.d. *Universal old-age and disability pensions, and other universal allowances in Nepal*. Washington, D.C.: World Bank Group. <<https://bit.ly/2QYco2v>>. Accessed 16 May 2018.
- [5] LWF Nepal. 2017. "A report on Participatory Food Security Policy Mapping in Nepal". Lutheran World Federation Nepal and Right to Food National Network Nepal. <<https://bit.ly/2CTzp3l>>. Accessed 16 May 2018.
-

# PAKISTAN

## 1. Benazir Income Support Programme (BISP) or National Cash Transfer Programme (NCTP)

Country	Pakistan
Programme	Benazir Income Support Programme (BISP) or National Cash Transfer Programme (NCTP)
Geographic area	South Asia
Previous programme name	
Start date	2008 [1]
Programme objectives	To protect poor people from the adverse impacts of the food, fuel and financial crises (short-term goal) and to provide a minimum income support package to chronically poor people and those who are more likely to be affected negatively by future economic shocks (long-term goal) [2]
Programme typology	Unconditional cash transfer; conditional cash transfer
Programme components	BISP is composed of a core unconditional cash transfer, which in 2012 was complemented by <i>Waseela-e-Taleem</i> (WeT), a conditional cash transfer. In the past, there have been pilots for complementary initiatives such as microloans, skills training, and health insurance. However, it was decided to discontinue these pilots and rather explore linkages with other agencies/programmes delivering similar services [3]
Conditionalities	<b>WeT:</b> school enrolment with an attendance rate of 70 per cent until completion of primary education [4]
Targeting mechanisms	PMT [3]
Target areas	<b>Core unconditional cash transfer:</b> Nationwide <b>WeT:</b> implemented in 32 districts (to be extended to 50 districts in 2017) [3]
Target groups	Low income families, women and children [1]
Coverage	5.4 million BISP beneficiaries and 1.9 children under WeT (2018) [5]
Eligibility criteria	A poverty score card-based survey was applied nationwide, which included questions on household composition and members' age, education, employment and disability status, nature of dwelling, and moveable and fixed assets. A poverty score was generated for each surveyed household (from 1–100) and those below the established cut-off score of 16.17 were considered eligible for BISP [3]
Eligibility reassessment	
Type of benefits	Cash
Amount of benefits	<b>Core UCT:</b> PKR4,834 per quarter (2016-2017) [3] <b>WeT:</b> PKR750 per quarter per child [4]
Payment/delivery frequency	Quartely [3] [4]
Benefit delivery mechanism	5 different payment mechanisms are currently employed: Pakistan Post money orders; smart card payment dispersal system; mobile banking system; debit card system; and bio-metric verification system (BVS) [5] Most beneficiaries receive transfers through the BISP debit card and people in remote locations can receive transfers via money orders [3]
Benefit recipients	Female representatives of eligible families [3]
Minimum and maximum duration of benefits	
Programme expenditure	<b>Budget allocation:</b> PKR115 billion (for the 2017-2018 fiscal year) About 0.4 per cent of GDP (in 2014-15) [6]
Institutions and agencies involved	The programme is implemented by the BISP agency, which operates autonomously under the Ministry of Finance. The World Bank is currently providing financial support to this programme under the Pakistan National Social Protection Program-For-Results project [3]



<b>Monitoring and evaluation mechanisms and frequency</b>	An independent internal audit unit reports to the BISP Board, which is responsible for programme management and broad oversight to ensure its transparency. The Auditor General of Pakistan (AGP) is responsible for the annual financial audit. Supervision of field offices is conducted on visits and reviews of their reports. The programme also relies on a management information system and regular third-party reviews and impact evaluations of the core cash transfer have been conducted [3]
<b>References</b>	<p>[1] Benazir Income Support Programme. n.d. "Overview". Benazir Income Support Programme website. &lt;<a href="http://bisp.gov.pk/overview/">http://bisp.gov.pk/overview/</a>&gt;. Accessed 17 May 2018.</p> <p>[2] Benazir Income Support Programme. n.d. "Cash Grant". Benazir Income Support Programme website. &lt;<a href="http://bisp.gov.pk/cash-grant/">http://bisp.gov.pk/cash-grant/</a>&gt;. Accessed 17 May 2018.</p> <p>[3] World Bank. 2017. <i>Program Appraisal Document On A Proposed Credit In The Amount of SDR74.4 Million (US\$100 Million Equivalent) To The Islamic Republic of Pakistan For A Pakistan National Social Protection Program-For-Results</i>. Washington, D.C.: World Bank. &lt;<a href="https://bit.ly/2CsyaHr">https://bit.ly/2CsyaHr</a>&gt;. Accessed 17 May 2018.</p> <p>[4] Benazir Income Support Programme. n.d. "Waseela-e-Taleem". Benazir Income Support Programme website. &lt;<a href="http://bisp.gov.pk/waseela-e-taleem/">http://bisp.gov.pk/waseela-e-taleem/</a>&gt;. Accessed 17 May 2018.</p> <p>[5] Benazir Income Support Programme. n.d. "Cash Grant: Payments Distribution Mechanism". Benazir Income Support Programme website. &lt;<a href="https://bit.ly/2yWMkxt">https://bit.ly/2yWMkxt</a>&gt;. Accessed 17 May 2018.</p> <p>[6] IMF. 2017. <i>Pakistan: Selected Issues</i>. Country Report No. 17/213. International Monetary Fund Middle East and Central Asia Department. &lt;<a href="https://bit.ly/2NNGtjb">https://bit.ly/2NNGtjb</a>&gt;. Accessed 23 July 2018.</p>

## 2. Electricity Subsidies

Country	Pakistan
Programme	Electricity Subsidies
Geographic area	South Asia
Previous programme name	
Start date	The regulation of the power industry started with the creation of the National Electric Power Regulatory Authority (NEPRA) in 1998, whose responsibilities include setting prices [1]
Programme objectives	To cover the gap between the cost of electricity and the government-set tariff for end consumers [1]
Programme typology	Electricity subsidies
Programme components	The Tariff Differential Subsidy (TDS) is the main subsidy, consisting of a government transfer to the power distribution companies (DISCOs) covering the difference between the electricity provision costs and the Uniform Minimum Tariff (UMF) established at the national level. Moreover, certain categories of consumers are charged an even lower tariff than the UMF [2]
Conditionalities	
Targeting mechanisms	Categorical
Target areas	Nationwide
Target groups	Poor households
Coverage	
Eligibility criteria	Households pay different prices according to electricity usage: from those that consume up to 50 kWh per month (those who benefit from the 'lifeline tariff') up to those that consume over 700 kWh per month [3]
Eligibility reassessment	
Type of benefits	Electricity
Amount of benefits	Unit cost of the monthly residential tariffs (in 2015-2016) per monthly consumption level: 0-50 kWh: PKR2 (lifeline tariff) 1-100 kWh: PKR5.79 101-200 kWh: PKR8.11 201-300 kWh: PKR10.20 301-700 kWh: PKR16.00 700+ kWh: PKR18.00 However, there is a minimum monthly charge of PKR75, which means that only households that consume between 38 and 50 kWh per month actually benefit from the lifeline tariff [3]
Payment/delivery frequency	Monthly [3]
Benefit delivery mechanism	The government transfers the money to the electricity companies that provide consumers with the service [2]
Benefit recipients	Beneficiaries themselves
Minimum and maximum duration of benefits	
Programme expenditure	0.6 percent of GDP in the 2015/16 fiscal year. Subsidies for the lifeline tariff comprise a small part of overall subsidy expenditure (8.5 per cent) [2]
Institutions and agencies involved	National Electric Power Regulatory Authority (NEPRA) and power distribution companies (DISCOs) [2]
Monitoring and evaluation mechanisms and frequency	



---

**References**

[1] Khan, Amir Jahan. 2014. "Structure and Regulation of the Electricity Networks in Pakistan." *The Pakistan Development Review* 53:4 Part II, 505–530. <<https://bit.ly/2RX9tZ4>>. Accessed 24 July 2018.

[2] IMF. 2017. *Pakistan: Selected Issues*. Country Report No. 17/213. International Monetary Fund Middle East and Central Asia Department. <<https://bit.ly/2NNGtjb>>. Accessed 23 July 2018.

[3] Walker, Thomas, Ezgi Canpolat, Farah Khalid Khan, and Adea Kryeziu. 2016. *Residential Electricity Subsidies in Pakistan: Targeting, Welfare Impacts, and Options for Reform*. Washington, D.C.: World Bank. <<https://bit.ly/2S12bnh>>. Accessed 11 June 2018.

---



### 3. Pakistan *Bait-ul-Mal*

Country	Pakistan
Programme	Pakistan <i>Bait-ul-Mal</i>
Geographic area	South Asia
Previous programme name	
Start date	1991 [1]
Programme objectives	“Financial assistance to the destitute, widows, orphans, invalids, infirm and other needy persons with emphasis on rehabilitation. Educational assistance to needy orphan and stipends for the outstanding, non-affording students for higher professional education. Residential accommodation and necessary facilities for the deserving. Free medical treatment for indigent sick people, set up free hospitals and rehabilitation centres for the poor. Financial aid to charitable institutions including educational & vocational setups. Sponsor and promote self-employment schemes. Any other purpose approved by the Board” [1]
Programme typology	Social support services; housing support; training; unconditional in-kind transfers; conditional cash transfers; educational fee waiver [2]
Programme components	The programme provides general social support services as well as the following components: Individual Financial Assistance (general financial assistance, education, medical treatment and rehabilitation); Women Empowerment Centres (cash-for-training); Pakistan <i>Bait-ul-Mal</i> School for Rehabilitation of Child Labour; Child Support Programme; Special Friends of Pakistan <i>Bait-ul-Mal</i> (in-kind and medical services for people with disabilities) [2]
Conditionalities	For the Child Support Programme, Pakistan <i>Bait-ul-Mal</i> School for Rehabilitation of Child Labour, and Women Empowerment Centers components: school attendance
Targeting mechanisms	Categorical, means-tested, PMT
Target areas	Nationwide [2]
Target groups	Poor people, orphans, people living with disabilities, widows, women, and children [1]
Coverage	0.9 million beneficiaries (2014-15 fiscal year) [9]
Eligibility criteria	<p><b>Individual Financial Assistance:</b> Assistance is provided on a first-come, first-serve basis to poor people with no source of income (or a monthly income below PKR15,000) and to the following priority groups: victims of a sudden decrease in economic status due to unpredictable circumstances; people living with severe disabilities or illnesses; widows or divorced/separated women and their children</p> <p><b>Women Empowerment Centres (training):</b> Each centre accommodates 60 to 120 trainees and priority is given to poor women and widows with dependent children and no source of income</p> <p><b>Pakistan <i>Bait-ul-Mal</i> School for Rehabilitation of Child Labour:</b> Each school for rehabilitation accommodates 120 children from ages 8 to 14 who have been in a situation of child labour</p> <p><b>Child Support Programme:</b> BISP/FSP beneficiaries; households with school-attending children aged 5-14; households below the PMT cut-off point</p> <p><b>Special Friends of Pakistan <i>Bait-ul-Mal</i>:</b> people living with medically certified disabilities [3] [4] [5] [6] [7]</p>
Eligibility reassessment	
Type of benefits	Cash, assistive devices, training, services



Amount of benefits	<p><b>Individual Financial Assistance (IFA)</b>: varies depending on the type of claim (money for medical treatment is paid directly to government hospitals and fees directly to government colleges)</p> <p><b>Women Empowerment Centres (training)</b>: PKR30 per day per trainee</p> <p><b>Pakistan <i>Bait-ul-Mal</i> School for Rehabilitation of Child Labour</b>: PKR4,100 per year per student, of which PKR1,200 are education stipends, PKR500 are destined for purchasing school materials, and PKR2,400 comprise a subsistence allowance for the parents</p> <p><b>Child Support Programme (CSP)</b>: PKR300 per month to the families with one child and PKR600 per month to the families with two or more than two children</p> <p><b>Special Friends of Pakistan <i>Bait-ul-Mal</i></b>: financial assistance of up to PKR10,000 to households with one person living with disabilities and PKR25,000 to households with two or more people living with disabilities [3] [4] [5] [6] [7] [8]</p>
Payment/delivery frequency	Daily, monthly or one-time payments/deliveries [3] [4] [5] [6] [7]
Benefit delivery mechanism	
Benefit recipients	Beneficiaries themselves or children's parents.
Minimum and maximum duration of benefits	<b>Individual Financial Assistance (IFA)</b> : individuals can apply once a year. For general financial assistance categories other than the widow grant, infirm and disabled people can apply only twice in their lifetime [3]
Programme expenditure	0.01 per cent of GDP for the 2014-15 fiscal year [9]
Institutions and agencies involved	The programme is implemented by the Pakistan <i>Bait-ul-Mal</i> agency (PBM) [1]
Monitoring and evaluation mechanisms and frequency	
References	<p>[1] Government of Pakistan. "Pakistan Bait-ul-Mal". Government of Pakistan website. &lt;<a href="http://www.pbm.gov.pk/pbm.html">http://www.pbm.gov.pk/pbm.html</a>&gt;. Accessed 17 May 2018.</p> <p>[2] Pakistan Bait-ul-Mal website. n.d. &lt;<a href="http://www.pbm.gov.pk/">http://www.pbm.gov.pk/</a>&gt;. Accessed 23 July 2018.</p> <p>[3] Government of Pakistan. n.d. "Individual Financial Assistance". Government of Pakistan website. &lt;<a href="http://www.pbm.gov.pk/ifa1.html">http://www.pbm.gov.pk/ifa1.html</a>&gt;. Accessed 17 May 2018.</p> <p>[4] Government of Pakistan. n.d. "Women Empowerment Center". Government of Pakistan website. &lt;<a href="http://www.pbm.gov.pk/vds.html">http://www.pbm.gov.pk/vds.html</a>&gt;. Accessed 17 May 2018.</p> <p>[5] Government of Pakistan. n.d. "Pakistan Bait-ul-Mal School for Rehabilitation of Child Labour". Government of Pakistan website. &lt;<a href="http://www.pbm.gov.pk/ncrcl.html">http://www.pbm.gov.pk/ncrcl.html</a>&gt;. Accessed 18 May 2018.</p> <p>[6] Government of Pakistan. n.d. "Child Support Programme". Government of Pakistan website. &lt;<a href="http://www.pbm.gov.pk/csp.html">http://www.pbm.gov.pk/csp.html</a>&gt;. Accessed 18 May 2018.</p> <p>[7] Government of Pakistan. n.d. "Special Friends of Pakistan Bait-ul-Mal". Government of Pakistan website. &lt;<a href="http://www.pbm.gov.pk/spf.html">http://www.pbm.gov.pk/spf.html</a>&gt;. Accessed 18 May 2018.</p> <p>[8] World Bank. 2013. <i>Pakistan: Towards an Integrated National Safety Net System</i>. Washington, D.C.: World Bank. &lt;<a href="https://bit.ly/2AjRjdg">https://bit.ly/2AjRjdg</a>&gt;. Accessed 18 May 2018.</p> <p>[9] IMF. 2017. <i>Pakistan: Selected Issues</i>. Country Report No. 17/213. International Monetary Fund Middle East and Central Asia Department. &lt;<a href="https://bit.ly/2NNGtjb">https://bit.ly/2NNGtjb</a>&gt;. Accessed 23 July 2018.</p>

#### 4. Pakistan FATA Temporarily Displaced Persons Emergency Recovery Project

Country	Pakistan
Programme	Pakistan FATA Temporarily Displaced Persons Emergency Recovery Project
Geographic area	South Asia
Previous programme name	
Start date	2015 [1]
Programme objectives	To support the early recovery of families affected by the military crisis; to promote child health; and to strengthen the government's service delivery capacity in affected federally-administered tribal areas [1]
Programme typology	Unconditional and conditional cash transfers
Programme components	The project is composed of the Early Recovery Package—including the Early Recovery Grant (ERG) and the Livelihood Support Grant (LSG)—and the Child Wellness Grant (CWG). Moreover, financing by the World Bank was meant to support the government in delivering services to affected areas [1]
Conditionalities	CWG is conditional on attendance in health awareness sessions at one-stop shops [1]
Targeting mechanisms	Geographical and categorical targeting
Target areas	Federally-administered tribal areas (FATA) [1]
Target groups	Temporarily Displaced Persons (TPD) and children
Coverage	326,000 households eligible for the ERG and LSG, and 300,000 households eligible for the CWG were estimated in 2017 [1]
Eligibility criteria	Registered TDP households (with both temporary and permanent addresses) from five FATA Agencies (North Waziristan, South Waziristan, Orakzai, Kurram and Khyber) are eligible for the programme. Moreover, all households from the same areas, with children aged 0-2 years old, are eligible for the Child Wellness Grant, irrespective of their TPD status [2]
Eligibility reassessment	
Type of benefits	Cash
Amount of benefits	PKR35,000 (approximately USD350) per family—ERG aiming to assist beneficiaries' resettlement and offset their transportation costs PKR4,000 (approximately USD40) per month for four months per family—LSG to provide subsistence support PKR7,500 (approximately USD75) divided in three equal installments—CWG paid upon families' attendance to health awareness sessions [1]
Payment/delivery frequency	ERG: one-time transfer LSG: monthly CWG: paid in three instalments [1]
Benefit delivery mechanism	The National Bank of Pakistan is the payment service provider. Beneficiaries withdraw cash from their accounts [3]
Benefit recipients	Heads of households [2]
Minimum and maximum duration of benefits	The project is expected to end in 2019 [1]
Programme expenditure	World Bank's original financing: USD75 million. World Bank's additional financing: USD114 million (until 2019). The government has also contributed with USD10 million to finance this programme [1]



<b>Institutions and agencies involved</b>	Economic Affairs Division (EAD) (overall coordination and monitoring of the project); National Database and Registration Authority (NADRA) (implementing agency); FATA government agencies (FATA Secretariat, Law and Order Department, Return and Rehabilitation Unit, Planning and Development Department, Department of Health, DoH; FATA Disaster Management Authority (FDMA). Steering Committee: EAD; Ministry of Finance; Ministry of States and Frontier Regions; Support and Management Secretariat; and the allied government departments' FATA agencies [2]
<b>Monitoring and evaluation mechanisms and frequency</b>	EAD is responsible for the project monitoring. The project is supported by a management information system developed and managed by NADRA. An independent firm conducts spot checks and process evaluation [1]
<b>References</b>	<p>[1] World Bank. 2017. <i>Project Paper on a Proposed Additional Credit in the Amount of SDR81 million (US\$114 million equivalent) to the Islamic Republic of Pakistan for a FATA Temporality Displaced Persons Emergency Recovery Project</i>. Washington, D.C.: World Bank. &lt;<a href="https://bit.ly/2AiFRic">https://bit.ly/2AiFRic</a>&gt;. Accessed 16 May 2018.</p> <p>[2] World Bank. 2015. <i>Project Appraisal Document on a Proposed Credit in the Amount of SDR53.4 million (US\$75.0 million equivalent) to the Islamic Republic of Pakistan for a FATA Temporarily Displaced Persons Emergency Recovery Project</i>. Washington, D.C.: World Bank. &lt;<a href="https://bit.ly/2yNnHTv">https://bit.ly/2yNnHTv</a>&gt;. Accessed 16 May 2018.</p> <p>[3] World Bank. 2016. <i>FATA Temporarily Displaced Persons Emergency Recovery Project (P154278)</i>. Washington, D.C.: World Bank. &lt;<a href="https://bit.ly/2EwsWNz">https://bit.ly/2EwsWNz</a>&gt;. Accessed 16 May 2018.</p>

## 5. Prime Minister National Health Programme (PMNHP)

Country	Pakistan
Programme	Prime Minister National Health Programme (PMNHP)
Geographic area	South Asia
Previous programme name	
Start date	2015 [1]
Programme objectives	To promote poor people's access to health services [2]
Programme typology	Non-contributory health insurance
Programme components	
Conditionalities	
Targeting mechanisms	Geographical, PMT [3]
Target areas	Currently, 23 priority districts are being targeted: Islamabad, Muzaffarabad, Quetta, Kotli, Skardu, Rahim Yar Khan, Khanewal, Narowal, Sargodha, Lasbela, Loralai, Kech, Kech, Diامر, Bajaur Agency, Khyber Agency, Gwadar, Hyderabad, Sajawal, Tando Muhammad Khan, Abbotabad, Mardan, Chitral, and Kohat [4]
Target groups	Poor families [3]
Coverage	1,428,572 people are currently enrolled (2017) [6]
Eligibility criteria	People living in the 23 priority districts who earn less than USD2 per day (according to the BISP survey) are eligible for the programme [3]
Eligibility reassessment	
Type of benefits	Health insurance
Amount of benefits	The programme provides a secondary care package of up to PKR50,000 (which should be increased to 100,000 if exhausted) that can be used for the following health care services: inpatient services (all medical and surgical procedures); emergency treatment requiring admission; maternity services (normal delivery/c-section); maternity consultancy (up to four times before and once after delivery); fractures/injuries; and post hospitalisation services. Another package for priority treatment of up to PKR250,000 per family per year covers: inpatient services (all medical and surgical procedures); heart diseases (angioplasty/bypass); diabetes mellitus; burns and RTA (life, limb saving treatment, implants, prosthesis); end-stage kidney diseases/dialysis; chronic infections (Hepatitis/HIV); organ failure (liver, kidney, heart, lungs); cancer (chemotherapy, radiotherapy, surgery). For indoor treatment, patients are entitled to PKR350 to cover transportation costs three times a year. Free transportation is available for transfer to tertiary care hospitals [2] [3] [5]
Payment/delivery frequency	
Benefit delivery mechanism	Services are provided in public and private empaneled hospitals [5]
Benefit recipients	Beneficiaries themselves and their families (defined as husband, wife and any unmarried children) [5]
Minimum and maximum duration of benefits	A household can benefit from the services until the coverage limit is exhausted [3]
Programme expenditure	PKR20 billion (allocation for 2017-2018 fiscal year) [7]
Institutions and agencies involved	Ministry of National Health Services [5]
Monitoring and evaluation mechanisms and frequency	The National Database and Registration Authority (NADRA) developed a central management information system, which tracks: the number of enrolled beneficiaries; number of admissions and discharges; level of financial utilisation; complaints management and redressal; hospital claims and reimbursements; and beneficiary feedback. The government also conducts random team visits and third parties should conduct patient satisfaction surveys [5]



---

## References

- [1] PMHNP. n.d. "Program launch in Islamabad". Prime Minister National Health Program website. <<https://bit.ly/2J5Pq6N>>. Accessed 18 May 2018.
  - [2] PMHNP. n.d. "About the program". <<https://bit.ly/2CsC7w0>>. Prime Minister National Health Program website. Accessed 18 May 2018.
  - [3] PMHNP. n.d. "Frequently Asked Questions". Prime Minister National Health Program website. <<https://bit.ly/2Jc93u9>>. Accessed 18 May 2018.
  - [4] PMHNP. n.d. "Launch Plan". <<https://bit.ly/2RZVRfG>>. Prime Minister National Health Program website. Accessed 18 May 2018.
  - [5] Popalzai, Hashim. 2017. *Prime Minister's National Health Program, Benazir Income Support Programme*. <<https://bit.ly/2S1390r>>. Accessed 18 May 2018.
  - [6] PMHNP website. n.d. <<https://bit.ly/2AisNEF>>. Accessed 23 July 2018.
  - [7] SDPI. 2017. *A Review of Federal Budget 2017-18*. Sustainable Development Policy Institute. <<https://bit.ly/2R1jIKx>>. Accessed 23 July 2018.
-

# PHILIPPINES

## 1. Integrated Livelihood and Emergency Employment Programme (DILEEP)

Country	Philippines
Programme	Integrated Livelihood and Emergency Employment Programme (DILEEP)
Geographic area	East Asia and Pacific
Previous programme name	
Start date	2009 [ 1 ]
Programme objectives	The programme aims to contribute to poverty reduction and job generation by providing transitional emergency employment and promoting livelihood and entrepreneurship [ 2 ]
Programme typology	Cash-for-work; sustainable livelihood programme; training
Programme components	(i) Department of Labor and Employment's (DOLE) Integrated Livelihood or Kabuhayan Programme (ii) Emergency Employment or <i>Tulong Panghanapbuhay sa Ating Disadvantaged/ Displaced Workers</i> (TUPAD) Programme [ 2 ]
Conditionalities	
Targeting mechanisms	Categorical, self-targeting
Target areas	Nationwide [ 1 ]
Target groups	Unemployed, underemployed, seasonal and displaced workers [ 3 ]
Coverage	<b>Kabuhayan component:</b> 81,659 beneficiaries (from January to September 2016); 84,491 in 2015 <b>Tupad component:</b> 325,729 beneficiaries (from January to September 2016); 54,310 in 2015 [ 4 ]
Eligibility criteria	<b>Kabuhayan component:</b> informal workers are identified via the National Household Targeting System (NHTS); other vulnerable workers are identified as self-employed workers who are unable to earn sufficient income; marginalised and landless farmers; unpaid family workers; parents of child labourers; low-wage and seasonal workers; and displaced disaster-affected workers <b>TUPAD component:</b> those who are unemployed or under-employed; those who were laid-off or terminated as a result of permanent closure of an establishment; and disaster-affected self-employed people who have lost their livelihoods [ 3 ] [ 4 ]
Eligibility reassessment	
Type of benefits	Cash and training
Amount of benefits	<b>Kabuhayan component:</b> up to PHP10,000.00 for individual livelihood projects or collective enterprises; up to PHP15,000.00 for promoting growth and viability for existing livelihood undertakings; up to PHP10,000.00 for re-establishing disaster-affected livelihoods; access to social insurance <b>TUPAD component:</b> payment of a minimum wage; group micro-insurance coverage during programme participation; personal protective equipment such as hard hats, work gloves, masks, rubber boots, and long-sleeved shirts (mandatory for certain high risk work activities); training on safety, health and various work skills; access to social insurance amounting to PHP65,000 for cases of accidental death, disability, medical expenses and bereavement assistance. Only one person per household may participate in the programme [ 3 ] [ 4 ]
Payment/delivery frequency	<b>Kabuhayan component:</b> local implementing partners should fully liquidate project funds within 60 days upon acceptance of assistance by beneficiaries <b>Tupad component:</b> wages should be paid upon being claimed by the beneficiaries [ 2 ]



Benefit delivery mechanism	<b>Kabuhayan component:</b> benefits are delivered by local implementing partners <b>Tupad component:</b> money remittance service [2]
Benefit recipients	Beneficiaries themselves
Minimum and maximum duration of benefits	<b>Tupad component:</b> minimum 10 days, maximum 30 days per year [4]
Programme expenditure	<b>Kabuhayan component:</b> allocation of PHP980.057 million and utilisation of PHP425.416 million (from January to September 2016); allocation of PHP522 million and utilisation of PHP497 million in 2015; <b>Tupad component:</b> allocation of PHP3.101 billion and utilisation of PHP1.929 billion (from January to September 2016). PHP1,182,715,000 have been allocated to this programme in 2018 [4] A total of PHP 2,303,820,000 has been allocated to the programme in 2018 [5]
Institutions and agencies involved	Department of Labor and Employment (DOLE). Accredited co-partners (such as workers' organisations, unions, church-based organisations, educational institutions and others) are engaged in programme implementation [2]
Monitoring and evaluation mechanisms and frequency	The programme is monitored by the Community-based Employment Programme (CBEP) Online Monitoring and Reporting System. The Bureau of Workers with Special Concerns (BWSC) manages and supervises the programme's implementation at the regional level. Specific programme reporting guidelines are detailed in the programme's implementation guidelines [1] [2]
References	[1] ILO. 2015. <i>DOLE's Integrated Livelihood and Emergency Employment Program</i> . Geneva: International Labour Office. < <a href="https://bit.ly/1Rz2aBr">https://bit.ly/1Rz2aBr</a> >. Accessed 16 May 2018. [2] Republic of the Philippines. 2017. <i>Revised Guidelines in the Implementation of the Department of Labor and Employment Integrated Livelihood and Emergency Employment Programs (DILEEP)</i> . Republic of the Philippines. < <a href="https://bit.ly/1Rz2aBr">https://bit.ly/1Rz2aBr</a> >. Accessed 16 May 2018. [3] DOLE. n.d. <i>DOLE Integrated Livelihood and Emergency Employment Programme (DILEEP)</i> . Department of Labor and Employment. < <a href="https://bit.ly/20wqz10">https://bit.ly/20wqz10</a> >. Accessed 16 May 2018. [4] DOLE. 2016. <i>EMPLOYMENT - OUTCOME 3 - Strengthened Social Protection for Vulnerable Workers</i> . < <a href="https://bit.ly/2NNJ3pn">https://bit.ly/2NNJ3pn</a> >. Accessed 24 July 2018. [5] Republic of the Philippines. 2018. <i>National Expenditure Program, Volume III</i> . Manila: Republic of the Philippines. < <a href="https://bit.ly/2J8r6kH">https://bit.ly/2J8r6kH</a> >. Accessed 16 May 2018.



## 2. National Health Insurance Programme

Country	Philippines
Programme	National Health Insurance Programme
Geographic area	East Asia and Pacific
Previous programme name	
Start date	1995 [1]
Programme objectives	To achieve universal health coverage nationwide [2]
Programme typology	Non-contributory health insurance
Programme components	NHIP presents different membership modalities: members in the formal economy; members in the informal economy; indigent members; sponsored members; citizens living abroad; senior citizens; and lifetime members [3]
<b>Conditionalities</b>	
Targeting mechanisms	PMT
Target areas	Nationwide
Target groups	Poor households
Coverage	14,641,685 indigent members with 28,844,119 dependents amounting to 43,485,804 people under the Indigent Programme (2016) [6]
Eligibility criteria	Beneficiaries for the indigent modality have been identified via the National Household Targeting System for Poverty Reduction (NHTSPR) since 2010. They comprise the poorest 25 per cent of the population [2] [4]
<b>Eligibility reassessment</b>	
Type of benefits	Health insurance
Amount of benefits	Members of the Philippine Health Insurance Corporation (PhilHealth) and their dependents have access to inpatient and outpatient services in PhilHealth-accredited facilities. Special packages for institutional deliveries, screening of newborns, and treatment of various illnesses (e.g.: tuberculosis, SARS, avian flu) are also included. Qualified dependents share a coverage of up to 45 days per calendar year [2] [5]
<b>Payment/delivery frequency</b>	
Benefit delivery mechanism	Payments are made directly to the health facilities [1]
Benefit recipients	Beneficiaries themselves and their dependents [1]
Minimum and maximum duration of benefits	Programme guidelines state that in case of death of a household member, their dependents should continue to benefit from the programme for the remaining coverage period or until the end of the current year, whichever comes first [1]
Programme expenditure	PHP19,209.46 million in benefit payments to indigent members (2016) [6]
Institutions and agencies involved	Government of Philippines (through PhilHealth) [7]
Monitoring and evaluation mechanisms and frequency	PhilHealth produces annual reports and semestral status updates on the programme as well as annual procurement plan reports [7]



---

## References

- [1] PhilHealth. 2013. *The Revised Implementing Rules and Regulations of the National Health Insurance Act of 2013 (RA 7875 as amended by RA 9241 and 10606)*. Manila: Philippine Health Insurance Corporation. <<https://bit.ly/2CvZo0b>>. Accessed 16 May 2018.
- [2] PIDS. 2017. "Who benefits from the government health insurance subsidy for the poor?" *Policy Notes*, No. 2017-05. <<https://bit.ly/2EJSSWn>>. Accessed 16 May 2018.
- [3] PhilHealth. n.d. *Members*. Philippine Health Insurance Corporation website. <<https://www.philhealth.gov.ph/members/>>. Accessed 16 May 2018>.
- [4] PhilHealth. n.d. *Indigent Members*. Philippine Health Insurance Corporation website. <<https://bit.ly/2Cqjske>>. Accessed 18 May 2018.
- [5] PhilHealth. n.d. *Sponsored Members*. Philippine Health Insurance Corporation website. <<https://bit.ly/2Cs0RTf>>. Accessed 18 May 2018.
- [6] PhilHealth. 2016. *Annual Report 2016*. Manila: Philippine Health Insurance Corporation. <<https://bit.ly/2wvuRvh>>. Accessed 18 May 2018].
- [7] PhilHealth. n.d. *About us*. Philippine Health Insurance Corporation website. <[https://www.philhealth.gov.ph/about\\_us/](https://www.philhealth.gov.ph/about_us/)>. Accessed 18 May 2018.
-

### 3. *Pantawid Pamilya, Pantawid Pamilyang Pilipino* Programme (4Ps)

Country	Philippines
Programme	<i>Pantawid Pamilya, Pantawid Pamilyang Pilipino</i> Programme (4Ps)
Geographic area	East Asia and Pacific
Previous programme name	<i>Ahon Pamilyang Pilipino</i> (pilot programme) [1]
Start date	2007 [1]
Programme objectives	The programme aims to break the intergenerational cycle of poverty by encouraging households to invest in their children's health and education [2]
Programme typology	Conditional cash transfer
Programme components	In 2012, the Modified Conditional Cash Transfer Programme (MCCT) was launched to reach homeless street families (HSF), indigenous peoples (IPs) in geographically isolated and disadvantaged areas (GIDA) and families in need of special protection (FNPS, including those affected by disasters), thus addressing some limitations of the regular conditional cash transfer programme. This intervention differs in terms of its targeting, conditionalities, benefits and modes of implementation [3] [4] Free health insurance and access to primary health care as well as participation in the Sustainable Livelihood Programme (SLP) are also available to <i>Pantawid</i> beneficiaries. SLP provides micro-enterprise development and employment facilitation activities [5] [6]
Conditionalities	<b>Education:</b> children from 3 to 5 years old must be enrolled in pre-school or day care. Children from 6 to 18 years old must be enrolled in school and keep an attendance rate of 85 per cent of school days per month <b>Health:</b> children below 5 years old must attend monthly visits to health facilities; children 6 to 14 years old must take deworming medicine 2 times per year; pregnant women must attend trimestral health checks during pregnancy and have a delivery attended by a skilled health worker; the benefit recipient or spouse must attend monthly family development sessions (FDS) [2] MCCT participant families are required to send their children to school either in formal or by alternative delivery mode of learning; seek health care services in accordance with Department of Health (DOH) protocols; and attend Family Development Sessions [4]
Targeting mechanisms	Categorical, PMT
Target areas	Nationwide
Target groups	Children and pregnant women
Coverage	<b>Regular CCT:</b> 4.4 million households (2018) <b>MCCT:</b> 235,289 beneficiaries (2018) [10]
Eligibility criteria	Beneficiaries are poor households with pregnant women and/or children up to 18 years old. They are selected through the National Household Targeting System (NHTS— <i>Listahanan</i> ). [2] The MCCT covers households with pregnant women and/or children aged 0 to 18 years old who are not registered in the NHTS, but who are poor and vulnerable [4]
Eligibility reassessment	
Type of benefits	Cash, training and services



<b>Amount of benefits</b>	<p>The total amount varies according to household composition and compliance with the programme's conditionalities:</p> <p><b>Education monthly grant</b> (provided 10 months per year up to a maximum of 3 children per household): PHP300 for children 3 to 14 years old and PHP500 for children of 15 to 18 years of age</p> <p><b>Health monthly grant</b> (provided every month): PHP500.00 per household</p> <p><b>Rice subsidy:</b> as of 2017, beneficiary households are entitled to an additional cash grant serving as rice subsidy in the amount of PHP7,200 per year or PHP600 per month per household</p> <p>Microfinance services and training are available to participants of the SLP programme [2] [5] [6] [7] [8]</p> <p>MCCT beneficiaries are also eligible for shelter assistance and specific incentives in terms of access to jobs and livelihood opportunities or community income-generating activities [4]</p>
<b>Payment/delivery frequency</b>	Payments are made every two months [2] [3]
<b>Benefit delivery mechanism</b>	Where feasible, beneficiaries receive a Land Bank of the Philippines (LBP) debit card, which they can use in ATM machines. In areas not covered by this banking system, off-site payments are made by LBP, Globe GCash Remit (a mobile payment provider), local rural banks and cooperatives are also able to process the payments [2]
<b>Benefit recipients</b>	The recipient is usually the mother in the family [2]
<b>Minimum and maximum duration of benefits</b>	<p><b>Regular CCT:</b> Children are eligible up to their 18th birthday [2]</p> <p><b>MCCT:</b> Participation lasts from six months to one year, provided that eligibility conditions remain the same as well as the compliance with conditionalities. For FNSP and IP in GIDA, participation lasts for two years. Specific criteria and requirements for mainstreaming MCCT beneficiaries into the regular conditional cash transfer programme include the enumeration of household into the NHTS system with a poor status within the same eligibility criteria as the regular programme, and a case-by-case analysis of their capacity to comply with the programme's conditionalities [4] [9]</p>
<b>Programme expenditure</b>	0.4 per cent of GDP (2016). The programme has a budget of PHP 89,408,303,000 for 2018 [5] [11]
<b>Institutions and agencies involved</b>	The Department of Social Welfare and Development (DSWD) is the main implementer. A National Advisory Committee (NAC), composed of the Departments of Health (DOH), Education (DepEd), Interior and Local Government (DILG) and Local Government Units (LGUs), among others, acts as the highest policy-making body for <i>Pantawid</i> . The World Bank is currently providing funds for the government under the Social Welfare Development and Reform Project II, which should contribute to this programme. The programme has received technical assistance from other development partners, including the ADB and UNICEF, who provides technical assistance for the implementation of the MCCT [1] [2] [8] [12]
<b>Monitoring and evaluation mechanisms and frequency</b>	Partner government agencies contribute to the compliance monitoring process. Rigorous impact evaluations have also been conducted and regular monitoring and 'spot checks' are carried out by third parties. The programme also relies on an advanced management and information system [13]



---

**References**

- [1] ADB. 2015. *The Design, Expansion, and Impact of Pantawid*, Asian Development Bank. <<https://bit.ly/2J9afhu>>. Accessed 18 May 2018.
- [2] World Bank. 2016. *Project Appraisal Document on a Proposed Loan in the Amount of US\$450.00 million to the Republic of the Philippines for a Social Welfare Development and Reform Project II*. Washington, D.C.: World Bank. <<https://bit.ly/2PIFx1t>>. Accessed 18 May 2018.
- [3] Smith, Gabrielle, Zoë Scott, Emmanuel Luna and Tanya Lone. 2017. *Shock-Responsive Social Protection Systems Research: Case study—Post-Haiyan Cash Transfers in the Philippines*. Oxford: Oxford Policy Management. <<https://bit.ly/2J7iOVq>>. Accessed 26 July 2018.
- [4] DSWD. n.d. *Pantawid Pamilyang Pilipino Program MCCT Modified Conditional Cash Transfer Program: Frequently Asked Questions*. Department of Social Welfare and Development. <<https://bit.ly/2Pf1IPW>>. Accessed 26 July 2018.
- [5] World Bank. 2017. *Completion Report for the Technical Assistance “Impact evaluation of the Philippines CCT Program”*. Washington, D.C.: World Bank. <<https://bit.ly/2AiD1JR>>. Accessed 18 May 2018.
- [6] Ballesteros Marife, et al. 2016. “Assessment of the Sustainable Livelihood Program – Employment Facilitation Process”. *Discussion Paper Series* No. 2016-13. Quezon City: Philippine Institute for Development Studies. <<https://bit.ly/2q0frf5>>. Accessed 18 May 2018.
- [7] DSWD. 2017. “Memorandum Circular No. 06, Series of 2017. Guidelines on the Provision of Rice Subsidy to Pantawid Pamilyang Pilipino Program Households”. Department of Social Welfare and Development. <<https://bit.ly/2yJukGo>>. Accessed 18 May 2018.
- [8] Personal communication.
- [9] DSWD. 2018. “Memorandum Circular No. 02, Series of 2018. Revised Mainstreaming Guidelines of the Modified Conditional Cash Transfer (MCCT) Beneficiaries to the Regular Conditional Cash Transfer (RCCT) Program”. <<https://bit.ly/2PHRDb7>>. Accessed 16 May 2018.
- [10] DBM. 2018. *2018 People’s Budget*. Department of Budget and Management website. <<https://bit.ly/2N000F6>>. Accessed 24 July 2018.
- [11] Republic of the Philippines. 2018. *National Expenditure Program, Volume III*. Manila: Republic of the Philippines. <<https://bit.ly/2J8r6kH>>. Accessed 16 May 2018.
- [12] UNICEF. n.d. *Action*. UNICEF website. <<https://uni.cf/2CtERcv>>. Accessed 18 May 2018.
- [13] World Bank. 2014. “Grievance Redress System of the Conditional Cash Transfer Program in the Philippines”. Washington, D.C.: World Bank. <<https://bit.ly/2QWoBEK>>. Accessed 18 May 2018].
-

#### 4. Rice Subsidy Programme of the National Food Authority (NFA)

Country	Philippines
Programme	Rice Subsidy Programme of the National Food Authority (NFA)
Geographic area	East Asia and Pacific
Previous programme name	
Start date	The NFA was formally established only in 1981, however the rice subsidy programme dates to the 1960s, when the rice and maize administration was established [1]
Programme objectives	NFA's mandate is to ensure food security and the stabilisation of the supply and price of rice and maize [2]
Programme typology	Food subsidies; purchases from smallholder farmers
Programme components	Rice price support and procurement Buffer stock scheme [2]
<b>Conditionalities</b>	
Targeting mechanisms	Geographical, self-targeting [2]
Target areas	Nationwide. However, the NFA has specifically targeted rice-deficient areas and provinces classified under the Accelerated and Sustainable Anti-Poverty Programme (ASAPP) for the Human Development and Poverty Reduction Cabinet Cluster (HDPGCC) [2]
<b>Target groups</b>	
Coverage	The programme reached an estimated 5.2 million households (28 per cent of the country's households) in 2009 [1]
<b>Eligibility criteria</b>	
<b>Eligibility reassessment</b>	
Type of benefits	Food subsidies
Amount of benefits	Prices are set to ensure farmers' returns and consumer protection. From 2012 to 2017, the support/procurement price was set at PHP17.00/kg (plus a PHP0.30/kg cooperative development incentive fee, PHP0.20/kg delivery incentive, and a PHP0.20/kg drying incentive). The subsidised wholesale and retail prices range from PHP25/kg milled to PHP27/kg, respectively  Under the buffer stock scheme, NFA keeps a year-round 15-day strategic rice reserve (SRR) in government depots to be deployed in times of emergency and a 30-day government rice buffer stock (GRBS), inclusive of the 15-day SRR [2]
<b>Payment/delivery frequency</b>	
Benefit delivery mechanism	Rice is sold to accredited retailers [2]
<b>Benefit recipients</b>	
<b>Minimum and maximum duration of benefits</b>	
Programme expenditure	PHP7,000,000,000 for the buffer stocking programme was listed under the NFA's budget for 2018 [3]
Institutions and agencies involved	National Food Authority (NFA) [1]
Monitoring and evaluation mechanisms and frequency	Warehouse owners should submit quarterly reports on actual rice stocks to the NFA, which, in turn, must submit its own quarterly reports to the Department of Budget and Management and the Congressional Oversight Committee on Agriculture and Fisheries Modernization, listing farmers and sellers per province, as well as the volume of rice purchased and stock updates [2]
References	[1] Fernandez, L. and R. Velarde, 2012. "Who Benefits from Social Assistance in the Philippines?" <i>Philippine Social Protection Note, No. 4</i> . Washington, D.C.: World Bank. < <a href="https://bit.ly/2OzVDxU">https://bit.ly/2OzVDxU</a> >. Accessed 18 May 2018. [2] WTO. 2018. "Trade Policy Review - Report by the Secretariat - The Philippines." <i>WT/TPR/S/368</i> . World Trade Organization. < <a href="https://bit.ly/2CpzmeV">https://bit.ly/2CpzmeV</a> >. Accessed 25 July 2018. [3] Republic of the Philippines. 2018. <i>National Expenditure Program, Volume III</i> . Manila: Republic of the Philippines. < <a href="https://bit.ly/2J8r6kH">https://bit.ly/2J8r6kH</a> >. Accessed 16 May 2018.

## 5. School-based Feeding Programme

Country	Philippines
Programme	School-based Feeding Programme
Geographic area	East Asia and Pacific
Previous programme name	
Start date	The Department of Education has been implementing school feeding programmes since 1997 [1]
Programme objectives	To improve children's nutritional status, their behaviour towards health and nutrition, and their school attendance [2]
Programme typology	School Feeding Programme
Programme components	Complementary activities are: deworming; good grooming and personal hygiene checks; integration of the policy on health care promotion and washing in schools; <i>Gulayan sa Paaralan</i> /School Garden Programme; waste sorting and composting; productivity, and life and values development training [2]
<b>Conditionalities</b>	
Targeting mechanisms	Categorical
Target areas	Nationwide
Target groups	Children
Coverage	1.8 million wasted and severely wasted students [3]
Eligibility criteria	All severely wasted (SW) or wasted (W) students from kindergarten to grade 6 are eligible. These classifications are assessed based on a yearly nutritional assessment, anchored in the World Health Organization (WHO)'s Child Growth Standards (CGS). SW are children whose Body Mass Index (BMI) falls below -3 z-score line and W are children with a BMI between -2 and -3 [2]
<b>Eligibility reassessment</b>	
Type of benefits	Food
Amount of benefits	Programme guidelines recommend that meals include iron-fortified rice, brown rice, corn, enriched/fortified cooking oil and sugar [2]
Payment/delivery frequency	Daily
Benefit delivery mechanism	Schools [2]
Benefit recipients	Students
Minimum and maximum duration of benefits	Minimum 100 days per year [2]
Programme expenditure	PHP5.3 billion (2018) [3]
Institutions and agencies involved	Department of education [2]
Monitoring and evaluation mechanisms and frequency	Progress monitoring processes are laid out from the school to the national level. Progress reports should be presented by schools monthly or quarterly. An evaluation of the programme should be conducted during the first quarter of each year [2]



---

## References

- [1] Tabunda, Ana Maria, Jose Ramon G. Albert, and Imelda Angeles-Agdeppa. 2016. "Results of an Impact Evaluation Study on DepED's School-Based Feeding Program." *Discussion Paper Series* No. 2016-05. Philippine Institute for Development Studies. <<https://bit.ly/2pZSSqP>>. Accessed 18 May 2018.
- [2] Republic of the Philippines Department of Education. 2018. "Operational Guidelines on the Implementation of School-Based Feeding Program for School Years 2017-2022". DepEd Order No. 39. Republic of the Philippines Department of Education. <<https://bit.ly/2Aj54J3>>. Accessed 18 May 2018.
- [3] DBM. 2018. *2018 People's Budget*. Department of Budget and Management website. <<https://bit.ly/2N000F6>>. Accessed 24 July 2018.
-



## 6. Social Pension for Indigent Senior Citizens

Country	Philippines
Programme	Social Pension for Indigent Senior Citizens [1]
Geographic area	East Asia and Pacific
Previous programme name	
Start date	2011 [2]
Programme objectives	To cater to the daily subsistence and health needs of senior citizens [3]
Programme typology	Unconditional cash transfer
Programme components	
Conditionalities	
Targeting mechanisms	PMT
Target areas	Nationwide
Target groups	Elderly
Coverage	3,000,000 beneficiaries (2018) [8]
Eligibility criteria	Elderly beneficiaries are selected from the National Household Targeting System for Poverty Reduction (NHTS-PR) and the list of identified senior citizens is then validated at the local level. However, Local Government Units (LGU) also accept applications at the Office of the Senior Citizens Affairs (OSCA) for the benefit. Potential beneficiaries are those aged 60 and older who are sick, frail or with disability, without pension from GSIS, SSS, AFPMBAI and other insurance company, and no permanent source of income or regular support from his/her relatives [2] [4] [5]
Eligibility reassessment	
Type of benefits	Cash
Amount of benefits	PHP500 per month (around USD10) [2]
Payment/delivery frequency	Payments are made every three months [6]
Benefit delivery mechanism	Payments are made by DSDW or Local Government Units (LGU), or via door-to-door delivery [6]
Benefit recipients	Beneficiaries themselves. In case they are unable to collect the benefits for health or safety reasons, money remittance services can be used [7]
Minimum and maximum duration of benefits	
Programme expenditure	The government has committed PHP19,282,858,000 to the programme in 2018 [7]
Institutions and agencies involved	Department of Social Welfare and Development (DSWD) [3]
Monitoring and evaluation mechanisms and frequency	The Office of Senior Citizens Affairs (OSCA) conducts regular monitoring at the local level— or as the need arises—in partnership with senior citizen organisations (SCOs) and civil society organizations (CSOs) Social Pension Focal Persons conduct regular monitoring and spot checks [5]



---

## References

- [1] Department of Social Welfare and Development. 2014. *Policies, Programs/Services and other Initiatives for Senior Citizens*. <<https://bit.ly/2Ov1d4q>>. Accessed 18 May 2018.
- [2] Pension Watch. n.d. *Philippines*. Pension Watch website. <<https://bit.ly/2P8fzXX>>. Accessed 18 May 2018.
- [3] Department of Social Welfare and Development. n.d. Social Pension. Department of Social Welfare and Development website. <<https://bit.ly/2Ph1NTf>>. Accessed 18 May 2018.
- [4] Knox-Vydmanov, C., D. Horn, A. Sevilla. 2016. *The Philippine Social Pension at Four Years: Insights and Recommendations*. Coalition of Services of the Elderly. <<https://bit.ly/2PJKneW>>. Accessed 18 May 2018.
- [5] Personal communication.
- [6] Department of Social Welfare and Development. n.d. *Social Pension Para Sa Mga Maralitang Senior Citizen*. Department of Social Welfare and Development website. <<https://bit.ly/2pZJVxR>>. Accessed 18 May 2018.
- [7] Republic of the Philippines. 2018. 'National Expenditure Program', Republic of the Philippines. <<https://bit.ly/2J8r6kH>>. Accessed 18 May 2018.
- [8] Department of Budget and Management. 2018. 2018 People's Budget. <<https://bit.ly/2N000F6>>. Accessed 24 July 2018.
-

## 7. Supplementary Feeding Programme

Country	Philippines
Programme	Supplementary Feeding Programme
Geographic area	East Asia and Pacific
Previous programme name	
Start date	
Programme objectives	To provide augmentation support for feeding programmes in place for children using indigenous foods and/or locally produced foods equivalent to 1/3 of Recommended Energy and Nutrient Intake (RENI); to improve knowledge and attitudes of children, parents and caregivers through health and nutrition education; and to improve children's nutritional status [1] [2]
Programme typology	Unconditional in-kind transfer
Programme components	
Conditionalities	
Targeting mechanisms	Categorical
Target areas	Nationwide (all Child Development Centers and Supervised Neighborhood Play groups) [3]
Target groups	Children
Coverage	1,786,201 children (2015). Expected coverage in 2016: 2,231,361 children [3] Expected coverage in 2018: 1,746,199 children [5]
Eligibility criteria	Eligible beneficiaries are: children 2-4 years old in "Supervised Neighbourhood Play"; children 3-4 years old enrolled in Child Development Centres; 5-12 year old malnourished children who are not enrolled in CDCs [3] [4]
Eligibility reassessment	
Type of benefits	Food
Amount of benefits	Hot meals are provided during break/snack time prepared with indigenous food supplies [3]
Payment/delivery frequency	Daily [1]
Benefit delivery mechanism	Child Development Centers and Supervised Neighborhood Play groups [3]
Benefit recipients	Day care children
Minimum and maximum duration of benefits	120 days, 5 days per week, after which children's nutritional status is determined [1]
Programme expenditure	PHP 4,271,022,000.00 (2016); the programme has a budget of PHP 3,428,462,000 for 2018 [3] [6]
Institutions and agencies involved	Department of Social Welfare and Development (DSWD) [3]
Monitoring and evaluation mechanisms and frequency	Annual reports are produced on the programme [3] The nutritional status of children is determined by the CDW in coordination with Municipal Health Office before the start of the programme implementation to serve as benchmarks for evaluation. Progress on the nutritional status of children is evaluated by the CDW/MHO 3 months thereafter and at the end of the program [2]



---

**References**

- [1] Department of Social Welfare and Development 2014. "Annual Report of the Supplementary Feeding Program for the 3<sup>rd</sup> Cycle Implementation", Department of Social Welfare and Development. <<https://bit.ly/2Oywdk8>>. Accessed 18 May 2018.
- [2] DSWD. 2016. Administrative Order 4. <<https://bit.ly/2Ail9id>>. Accessed 24 July 2018.
- [3] Department of Social Welfare and Development. n.d. 'Programs/Projects', Department of Social Welfare and Development. <<https://bit.ly/2yMCYUS>>. Accessed 18 May 2018.
- [4] Department of Social Welfare and Development n.d. 'Supplementary Feeding Program', Department of Social Welfare and Development. <<https://bit.ly/2CXx0F4>>. Accessed 18 May 2018.
- [5] Department of Budget and Management. 2018. 2018 People's Budget. <<https://bit.ly/2N000F6>>. Accessed 24 July 2018.
- [6] Republic of the Philippines. 2018. 'National Expenditure Program', Republic of the Philippines. <<https://bit.ly/2J8r6kH>>. Accessed 18 May 2018.
-

# SRI LANKA

## 1. Divineguma Programme

Country	Sri Lanka
Programme	Divineguma Programme
Geographic area	South Asia
Previous programme name	Samurdhi Programme
Start date	The programme started as Samurdhi in 1995 and was renamed into Divineguma in 2014 [1]
Programme objectives	The programme focuses on the objective of poverty alleviation [1]
Programme typology	Unconditional cash transfer
Programme components	The programme encompasses a monthly cash transfer, social security/insurance contributions and housing assistance, as well as nutrition ( <i>Poshana Malla</i> ), microfinance and livelihood development components [2] [3] [4]
<b>Conditionalities</b>	
Targeting mechanisms	Means-tested, PMT (expected to be implemented towards the end of 2018) [5] [6]
Target areas	Nationwide
Target groups	Poor households
Coverage	1,453,078 families (December 2015) [2]
Eligibility criteria	Eligible beneficiary households should earn less than LKR1,500 per month, however there is no clear selection criteria [1]
<b>Eligibility reassessment</b>	
Type of benefits	Cash
Amount of benefits	Benefits range from LKR420 to LKR3,500 per month per household  LKR420 to 'empowered households/low income households LKR1,500 to households with 1 to 2 members LKR2,500 to households with 3 to 5 members LKR3,500 to households with 6 members or more  Compulsory savings, social security and housing fund contributions are deducted from these values; they can only be withdrawn when the beneficiary reaches 60 years of age, needs the money due to severe illness, or to make an investment [1] [5] [6] [7]
Payment/delivery frequency	Monthly [5]
Benefit delivery mechanism	Money is deposited into the beneficiaries' bank accounts in Samurdhi banks [1] [5]
<b>Benefit recipients</b>	
<b>Minimum and maximum duration of benefits</b>	
Programme expenditure	LKR40.331 billion or about 0.4 per cent of GDP (2015) [1] [2]
Institutions and agencies involved	Department of Divineguma Development (DDD) under the Ministry of Social Empowerment and Welfare (MoSEW) [5]
Monitoring and evaluation mechanisms and frequency	The country's system still relies on a paper-based record-keeping system. Divineguma banks also generate various reports which are shared with the MoSEW and other relevant stakeholders on a regular basis for monitoring. A new system of monitoring and evaluation is currently being conceived under the World Bank-funded Social Safety Nets Project, which should rely on reports and research to increase programmes' accountability and feed into the national social protection policy. The plan is to establish a social registry with centralized data for the country's main programmes [5] [6]



---

**References**

- [1] Alderman, Harold, Ugo Gentilini, and Ruslan Yemtsov (editors). 2018. *The 1.5 Billion People Question: Food, Vouchers, or Cash Transfers?* Washington, D.C.: World Bank. <<https://bit.ly/2PKKlhv>>. Accessed 18 May 2018.
- [2] IPS. 2016. *Policy Insights: Improving efficiency and mobilizing resources for poverty reduction initiatives in Sri Lanka*. Institute of Policy Studies of Sri Lanka. <<https://bit.ly/2Pln9pq>>. Accessed 24 July 2018.
- [3] Tilakaratna Ganga, and Sahan Jayawardana. 2015. "Social Protection in Sri Lanka: Current Status and Effect on Labor Market Outcomes." *SARNET Working Paper No. 3*. Delhi: Institute for Human Development. <<https://bit.ly/2PbNmzz>>. Accessed 18 May 2018.
- [4] ADB. 2012. *The Democratic Socialist Republic of Sri Lanka: Updating and Improving the Social Protection Index*. Asian Development Bank. <<https://bit.ly/2EH1htg>>. Accessed 18 May 2018.
- [5] World Bank. 2016. *Project Appraisal Document on a Proposed Credit in the Amount of SDR53.7 million (US\$75 million equivalent) to the Democratic Socialist Republic of Sri Lanka for a Social Safety Nets Project*. Washington, D.C.: World Bank. <<https://bit.ly/2youjIT>>. accessed 18 May 2018.
- [6] Personal communication.
- [7] Ministry of National Policies and Economic Affairs. n.d. "Social Protection" in *Public Investment Programme 2017 – 2020*. <<https://bit.ly/2J5qED0>>. Accessed 18 May 2018.
-

## 2. Financial Support to Elderly or Elderly Assistance Programme (EAP)

Country	Sri Lanka
Programme	Financial Support to Elderly or Elderly Assistance Programme (EAP)
Geographic area	South Asia
Previous programme name	
Start date	2012 [1]
Programme objectives	To protect and promote the rights of the elderly
Programme typology	Unconditional cash transfer
Programme components	
Conditionalities	
Targeting mechanisms	Categorical, means-tested [2]
Target areas	Nationwide
Target groups	Elderly [3]
Coverage	386,080 beneficiaries (2016) [2]
Eligibility criteria	Elderly people (70 years old and older) in low-income households who have been receiving the <i>Samurdhi</i> subsidy or monthly public assistance allowance [1]
Eligibility reassessment	
Type of benefits	Cash
Amount of benefits	LKR2,000 per month [2]
Payment/delivery frequency	Monthly [3]
Benefit delivery mechanism	
Benefit recipients	
Minimum and maximum duration of benefits	
Programme expenditure	LKR9,266.0 million (2016) [2]
Institutions and agencies involved	Ministry of Social Empowerment and Welfare (MoSEW) and National Secretariat for Elders [2]
Monitoring and evaluation mechanisms and frequency	
References	[1] Personal communication. [2] World Bank. 2016. <i>Project Appraisal Document on a Proposed Credit in the Amount of SDR53.7 million (US\$75 million equivalent) to the Democratic Socialist Republic of Sri Lanka for a Social Safety Nets Project</i> . Washington, D.C.: World Bank. < <a href="https://bit.ly/2youjIT">https://bit.ly/2youjIT</a> >. Accessed 18 May 2018. [3] UNESCAP. 2015. "Income Security for Older Persons in Sri Lanka". <i>SDD-SPPS Project Working Paper Series</i> . < <a href="https://bit.ly/1Hoj4kk">https://bit.ly/1Hoj4kk</a> >. Accessed 22 May 2018.

### 3. National Secretariat for Persons with Disabilities Programmes

Country	Sri Lanka
Programme	National Secretariat for Persons with Disabilities Programmes
Geographic area	South Asia
Previous programme name	
Start date	2012 [ 1 ]
Programme objectives	Promoting the welfare of people living with disabilities [ 2 ]
Programme typology	Unconditional cash transfer and in-kind transfers
Programme components	The National Secretariat for Persons with Disability provides a number of cash and in-kind benefits to poor people living with disabilities, which include: a monthly financial support benefit; a self-employment, housing, medical, education and school material assistance; toolkits for self-employment; allowance for disabled vocational trainees; and assistive devices [ 3 ]
<b>Conditionalities</b>	
Targeting mechanisms	Categorical, means-tested [ 3 ]
Target areas	Nationwide
Target groups	People living with disabilities
Coverage	Cash transfer: 28,822 beneficiaries (2016) Self-employment assistance: 294 beneficiaries (2014) Medical assistance: 451 beneficiaries (2014) Educational assistance: 313 beneficiaries (2014) Assistive devices: 135,452 beneficiaries (2014) Housing assistance: 354 beneficiaries (2014) [ 3 ]
Eligibility criteria	<b>Cash transfer:</b> people living with disabilities in households with a monthly income below LKR3,000. Priority is given to people living with severe disabilities and to households with more than one person living with disabilities, or whose breadwinner lives with disabilities <b>Self-employment assistance:</b> people living with disabilities with a monthly income below LKR6,000 who complete an application and estimate for self-employment. A medical certificate must also be presented <b>Medical assistance:</b> in case of surgeries, a letter of request as well as a letter of recommendation by the Divisional Secretary must be presented <b>Educational assistance:</b> people living with disabilities with a monthly income below LKR6,000 who complete an application and quotation for the required book list. A medical certificate must also be presented [ 4 ]
<b>Eligibility reassessment</b>	
Type of benefits	Cash and assistive devices
Amount of benefits	Cash transfer: LKR3,000 per month. Self-employment assistance: maximum sum of LKR25,000.00 Medical assistance: maximum sum of LKR20,000.00 Educational assistance: maximum sum of LKR10,000 Assistive devices: tricycles, wheelchairs, elbow, commode wheel chair, hearing aid, crutches, and eyeglasses are provided Housing assistance: LKR150,000 for repairs; LKR250,000 for building a new house [ 3 ] [ 5 ]
<b>Payment/delivery frequency</b>	
<b>Benefit delivery mechanism</b>	
Benefit recipients	Beneficiaries themselves
<b>Minimum and maximum duration of benefits</b>	





Programme expenditure	Cash transfer: LKR1,038.0 million (2016) Self-employment assistance: LKR6.2 million (2014) Medical assistance: LKR6.2 million (2014) Educational assistance: LKR1.6 million (2014) Assistive devices: LKR30.2 million (2014) Housing assistance: LKR43.8 million (2014) [3]
Institutions and agencies involved	National Secretariat for Persons with Disabilities, under the Ministry of Social Empowerment and Welfare (MoSEW) [2]
Monitoring and evaluation mechanisms and frequency	
References	[1] Personal communication. [2] Ministry of Social Empowerment. n.d. "National Council & National Secretariat for Persons with Disabilities". Ministry of Social Empowerment website. < <a href="https://bit.ly/2NRQMmq">https://bit.ly/2NRQMmq</a> >. Accessed 22 May 2018. [3] World Bank. 2016. <i>Project Appraisal Document on a Proposed Credit in the Amount of SDR53.7 million (US\$75 million equivalent) to the Democratic Socialist Republic of Sri Lanka for a Social Safety Nets Project</i> . Washington, D.C.: World Bank. < <a href="https://bit.ly/2youjIT">https://bit.ly/2youjIT</a> >. Accessed 22 May 2018. [4] Ministry of Social Empowerment. n.d. "Services for Persons with Disabilities: Construction of a New House." Ministry of Social Empowerment website. < <a href="https://bit.ly/2P6vnux">https://bit.ly/2P6vnux</a> >. Accessed 22 May 2018. [5] Ministry of Social Empowerment. n.d. "Services for Persons with Disabilities: Educational Assistance." Ministry of Social Empowerment website. < <a href="https://bit.ly/2yowJar">https://bit.ly/2yowJar</a> >. Accessed 22 May 2018.

#### 4. National Supplementary Food Programme (*Thripasha*)

Country	Sri Lanka
Programme	National Supplementary Food Programme ( <i>Thripasha</i> )
Geographic area	South Asia
Previous programme name	
Start date	The programme started in 1973 as a collaboration between the Ministry of Health and CARE Canada [1]
Programme objectives	The programme aims to improve the nutrition status of children and pregnant and lactating women [2]
Programme typology	Unconditional in-kind transfer
Programme components	
Conditionalities	
Targeting mechanisms	Categorical, self-targeting [3]
Target areas	Nationwide [4]
Target groups	Women and children
Coverage	The programme currently reaches more than 900,000 beneficiaries (2017) [2]
Eligibility criteria	Eligible beneficiaries are children aged 6-59 months, and pregnant and lactating women (for the first six months after giving birth) who are identified as undernourished or underweight [2]
Eligibility reassessment	
Type of benefits	Food
Amount of benefits	Two take-home packs of food per month. The packs contain pre-cooked food produced from maize, soy beans, whole milk powder, vitamins and minerals. Currently, the ration is equivalent to 50g per day, providing 200 kcal [1] [3]
Payment/delivery frequency	Monthly
Benefit delivery mechanism	Public health facilities [3]
Benefit recipients	Women and children
Minimum and maximum duration of benefits	
Programme expenditure	LKR1,396 million (2013) [3]
Institutions and agencies involved	Ministry of Health, Nutrition and Indigenous Medicine. WFP also provides technical support to the programme [3] [5]
Monitoring and evaluation mechanisms and frequency	
References	<p>[1] Lister, Stephen, et al. 2017. "Country Portfolio Evaluation—Sri Lanka: An Evaluation of WFP's Portfolio (2011-2015)." <i>Evaluation Report</i>. World Food Programme and Mokoro. &lt;<a href="https://bit.ly/2R1sisJ">https://bit.ly/2R1sisJ</a>&gt;. Accessed 22 May 2018.</p> <p>[2] Alderman, Harold, Ugo Gentilini, and Ruslan Yemtsov (editors). 2018. <i>The 1.5 Billion People Question: Food, Vouchers, or Cash Transfers?</i> Washington, D.C.: World Bank. &lt;<a href="https://bit.ly/2PKKlhv">https://bit.ly/2PKKlhv</a>&gt;. Accessed 18 May 2018.</p> <p>[3] World Bank. 2016. <i>Project Appraisal Document on a Proposed Credit in the Amount of SDR53.7 million (US\$75 million equivalent) to the Democratic Socialist Republic of Sri Lanka for a Social Safety Nets Project</i>. Washington, D.C.: World Bank. &lt;<a href="https://bit.ly/2youjIT">https://bit.ly/2youjIT</a>&gt;. Accessed 22 May 2018.</p> <p>[4] UNICEF. 2012. <i>Nutritional status in Sri Lanka, determinants and interventions: a desk review (2006-2011)</i>. &lt;<a href="https://bit.ly/2EvbLMf">https://bit.ly/2EvbLMf</a>&gt;. Accessed 22 May 2018.</p> <p>[5] WFP. 2016. <i>WFP Sri Lanka – Country Brief</i>. Rome: World Food Programme. &lt;<a href="https://bit.ly/2CrHr2K">https://bit.ly/2CrHr2K</a>&gt;. Accessed 22 May 2018.</p>

## 5. Public Welfare Assistance Allowance (PAMA)

Country	Sri Lanka
Programme	Public Welfare Assistance Allowance (PAMA)/ “pin padi” programme
Geographic area	South Asia
Previous programme name	
Start date	1939 [1]
Programme objectives	To provide income support to the destitute [1]
Programme typology	Unconditional cash transfer
Programme components	
Conditionalities	
Targeting mechanisms	Categorical, means-tested [2]
Target areas	Nationwide
Target groups	Elderly people, people living with disabilities, widows, and orphans [2]
Coverage	580,720 individuals in 7 of 9 provinces (2015) [2] [3]
Eligibility criteria	Potential beneficiary households are poor and vulnerable, with members belonging to the following categories: elderly people, people living with disabilities, widows, women living separately from their husbands and orphaned children younger than 16 years old [1] [2]
Eligibility reassessment	
Type of benefits	Cash
Amount of benefits	Benefits range from LKR250 to LKR500 per month, depending on the number of dependents (up to 5) [3]
Payment/delivery frequency	Monthly [3]
Benefit delivery mechanism	
Benefit recipients	
Minimum and maximum duration of benefits	PAMA stipulates an “income earnings potential” criteria, which functions as an exit point, such as when children in the beneficiary household reach the age of 18 [1]
Programme expenditure	LKR969.5 million in 7 out of 9 provinces (2015) [2]
Institutions and agencies involved	Ministry of Provincial Councils and Local Government (MoPCLG) [2]
Monitoring and evaluation mechanisms and frequency	
References	[1] UNESCAP. 2015. “Income Security for Older Persons in Sri Lanka”. <i>SDD-SPPS Project Working Paper Series</i> . < <a href="https://bit.ly/1Hoj4kk">https://bit.ly/1Hoj4kk</a> >. Accessed 22 May 2018. [2] World Bank. 2016. <i>Project Appraisal Document on a Proposed Credit in the Amount of SDR53.7 million (US\$75 million equivalent) to the Democratic Socialist Republic of Sri Lanka for a Social Safety Nets Project</i> . Washington, D.C.: World Bank. < <a href="https://bit.ly/2youjIT">https://bit.ly/2youjIT</a> >. Accessed 22 May 2018. [3] Personal communication.

## 6. School Feeding Programmes

Country	Sri Lanka
Programme	School Feeding Programmes
Geographic area	South Asia
Previous programme name	
Start date	The country launched the first school feeding programme in 1931; the current policy is from 2002 [1]
Programme objectives	The programme aims to make students healthy, active and energetic [2]
Programme typology	School Feeding Programme
Programme components	School feeding is delivered in three modalities: cash-based school meals, whereby providers are contracted to deliver meals to schools; in-kind school meals supported by WFP, which prepares meals at schools; and a fresh milk programme, which provides a glass of milk or yogurt to students. Furthermore, the Ministry of Health provides iron tablets, folic acid, vitamins and deworming medicine as a complement to the programme [1]
<b>Conditionalities</b>	
Targeting mechanisms	Categorical
Target areas	Nationwide. The school meals supported by WFP are focused on the Northern Province [3]
Target groups	Children
Coverage	1,125,890 students in 8,149 schools (2015) [4]
Eligibility criteria	Children in primary schools (for the cash-based school meals and the fresh milk programmes) and children in grades 1-9 in Northern Province schools are eligible for the programmes [4] [5]
<b>Eligibility reassessment</b>	
Type of benefits	Food
Amount of benefits	Daily meals of around 500 kcal are provided, as well as a glass of milk [1]
Payment/delivery frequency	Daily
Benefit delivery mechanism	Meals are delivered at schools
Benefit recipients	Students
Minimum and maximum duration of benefits	Benefits are distributed throughout the school year.
Programme expenditure	LKR4,210.1 million (2015) [6]
Institutions and agencies involved	Ministry of Education, Ministry of Health, Ministry of Women and Child Affairs and WFP [1]
Monitoring and evaluation mechanisms and frequency	A monitoring and evaluation process is carried out every year at different levels of government (national, provincial, zonal) and there is regular data collection and reporting at all levels. A management information system is also in place, however it is not yet automated or web-based. A computer-based school census database collects all basic data related to the programme [1]



---

**References**

- [1] World Bank. 2015. "Sri Lanka: School Feeding". *SABER Country Report*. Washington, D.C.: World Bank. <<https://bit.ly/2J9gKAU>>. Accessed 22 May 2018.
- [2] Sri Lanka's Ministry of Education. 2011. *Progress and Recent Trends*. <<https://bit.ly/20Bp3vy>>. Accessed 22 May 2018.
- [3] WFP. 2017. *WFP Sri Lanka – Country Brief*. Rome: World Food Programme. <<https://bit.ly/2Cw6PV9>>. Accessed 22 May 2018.
- [4] Lister, Stephen, et al. 2017. "Country Portfolio Evaluation—Sri Lanka: An Evaluation of WFP's Portfolio (2011-2015)." *Evaluation Report*. World Food Programme and Mokoro. <<https://bit.ly/2R1sisJ>>. Accessed 22 May 2018.
- [5] WFP. 2017. *School Meals Programme*. Rome: World Food Programme. <<https://bit.ly/2ytl57v>>. Accessed 22 May 2018.
- [6] Sri Lanka's Ministry of Education. 2015. "Annual Performance Report". <<https://bit.ly/2PISckM>>. Accessed 22 May 2018.
-

# THAILAND

## 1. Allowances for people living with disabilities

Country	Thailand
Programme	Allowances for people living with disabilities
Geographic area	East Asia and Pacific
Previous programme name	
Start date	1996 [1]
Programme objectives	To meet the needs of people living with disabilities [2]
Programme typology	Unconditional cash transfers
Programme components	
Conditionalities	
Targeting mechanisms	Categorical
Target areas	Nationwide
Target groups	People living with disabilities
Coverage	1,491,947 people (2017) [4]
Eligibility criteria	Thai national residents living with disabilities (including visual, hearing, physical, intellectual and mental impairments) who have a disability card issued under the authority of the Persons with Disabilities' Quality of Life Promotion Act, B.E. 2550 (2007), and who are not under public institutional care [2] [3]
Eligibility reassessment	
Type of benefits	Cash
Amount of benefits	800THB/month (USD22.90) [2]
Payment/delivery frequency	Monthly [3]
Benefit delivery mechanism	Beneficiaries' bank accounts or cash deliveries by local authorities [1]
Benefit recipients	Beneficiaries themselves
Minimum and maximum duration of benefits	Until death or voluntary withdrawal [1]
Programme expenditure	THB14,322.69 million (2017) [4]
Institutions and agencies involved	Ministry of Interior, Department of Empowerment of Persons with Disabilities under the Ministry of Social Development and Human Security, Ministry of Finance, Bangkok Metropolitan Authority (for Bangkok residents) [1]
Monitoring and evaluation mechanisms and frequency	
References	<p>[1] Personal communication.</p> <p>[2] Paitoonpong, Srawooth, Phacharawadee Tasee, Pimrumpa Waisuriya. 2016. "Social Protection System in Thailand: an Overview". <i>TDR Quarterly Review</i>, Vol. 31 No. 4. Thailand Development Research Institute. &lt;<a href="https://bit.ly/2CsVDbc">https://bit.ly/2CsVDbc</a>&gt;. Accessed 22 May 2018.</p> <p>[3] Castanas, Nausica, et al. 2016. "Leave no one behind: Community-driven urban development in Thailand". London: International Institute for Environment and Development. &lt;<a href="http://pubs.iied.org/pdfs/16629IIED.pdf">http://pubs.iied.org/pdfs/16629IIED.pdf</a>&gt;. Accessed 22 May 2018.</p> <p>[4] Thailand's Office of the National Economic and Social Development Board. n.d. "Number and subsistence allowances for the elderly persons with disabilities and persons with AIDS, 1993-2016" Thailand's Office of the National Economic and Social Development Board website [in Thai]. &lt;<a href="https://bit.ly/2AhFeVR">https://bit.ly/2AhFeVR</a>&gt;. Accessed 22 May 2018.</p>

## 2. Allowances for people living with HIV/AIDS

Country	Thailand
Programme	Allowances for people living with HIV/AIDS
Geographic area	East Asia and Pacific
Previous programme name	
Start date	2000 [1]
Programme objectives	Meeting the basic needs of people living with HIV/AIDS [1]
Programme typology	Unconditional cash transfers
Programme components	
Conditionalities	
Targeting mechanisms	Categorical
Target areas	Nationwide
Target groups	People living with HIV/AIDS.
Coverage	84,824 people (2017) [3]
Eligibility criteria	Thai nationals living with HIV/AIDS, with a medical certificate, who are living in poor households or unable to work [1]
Eligibility reassessment	
Type of benefits	Cash
Amount of benefits	500THB/month (=USD14.32) [2]
Payment/delivery frequency	Monthly [2]
Benefit delivery mechanism	Beneficiaries' bank accounts or benefits are delivered in cash by local authorities [1]
Benefit recipients	Beneficiaries themselves
Minimum and maximum duration of benefits	Until death [1]
Programme expenditure	THB508.94 million (2017) [3]
Institutions and agencies involved	Ministry of Interior [2], Bangkok Metropolitan Authority [1]
Monitoring and evaluation mechanisms and frequency	
References	<p>[1] Personal communication.</p> <p>[2] Castanas, Nausica, et al. 2016. "Leave no one behind: Community-driven urban development in Thailand". London: International Institute for Environment and Development. &lt;<a href="http://pubs.iied.org/pdfs/16629IIED.pdf">http://pubs.iied.org/pdfs/16629IIED.pdf</a>&gt;. Accessed 22 May 2018.</p> <p>[3] Thailand's Office of the National Economic and Social Development Board. n.d. "Number and subsistence allowances for the elderly persons with disabilities and persons with AIDS, 1993-2016" Thailand's Office of the National Economic and Social Development Board website (in Thai). &lt;<a href="https://bit.ly/2AhFeVR">https://bit.ly/2AhFeVR</a>&gt;. Accessed 22 May 2018.</p>

### 3. Child Support Grant

Country	Thailand
Programme	Child Support Grant
Geographic area	East Asia and Pacific
Previous programme name	
Start date	2015 [1]
Programme objectives	To provide financial assistance to poor and near-poor households with children under three years of age [2] [3]
Programme typology	Unconditional cash transfer
Programme components	
Conditionalities	
Targeting mechanisms	Categorical, means-tested
Target areas	Nationwide
Target groups	Children
Coverage	310,041 children as of September 2017 [3]
Eligibility criteria	Households with children aged 0-3 with an average income per capita less than THB3,000 a month [1] [3]
Eligibility reassessment	
Type of benefits	Cash
Amount of benefits	THB600 [1]
Payment/delivery frequency	Monthly [2]
Benefit delivery mechanism	Benefits are delivered in cash by local authorities or transferred to beneficiaries' bank accounts [4]
Benefit recipients	Parents and caretakers of the children
Minimum and maximum duration of benefits	Benefits last until the child reaches the age of 3 [2]
Programme expenditure	THB1,916 million (2016-2017) [3]
Institutions and agencies involved	Ministry of Social Development and Human Security, Ministry of Public Health and Ministry of Interior. UNICEF worked with the government to design the programme and provide support throughout the implementation of the scheme. UNICEF also supports TDRI, EPRI and the Thai Health Promotion Foundation in their impact evaluations and targeting assessments [3] [4]
Monitoring and evaluation mechanisms and frequency	An external monitoring and evaluation working group led by Thailand Development Research Institute (TDRI) and the Economic Policy Research Institute (EPRI) has been commissioned. UNICEF and the Thai Health Promotion Foundation support their work [4]
References	[1] Paitoonpong, Srawooth, Phacharawadee Tasee, Pimrumpa Waisuriya. 2016. "Social Protection System in Thailand: an Overview". <i>TDRI Quarterly Review</i> , Vol. 31 No. 4. Thailand Development Research Institute. < <a href="https://bit.ly/2CsVDbC">https://bit.ly/2CsVDbC</a> >. Accessed 22 May 2018. [2] Sricharatchanya, Heamakarn. 2016. "Thailand's child support grant helps vulnerable families" UNICEF website. < <a href="https://uni.cf/2dsgePk">https://uni.cf/2dsgePk</a> >. Accessed 22 May 2018. [3] Personal communication. [4] UNICEF et al. 2016. "Thailand's Child Support Grant Programme". UNICEF, TDRI, MSDHS, and EPRI. < <a href="https://unc.live/2AiB5kl">https://unc.live/2AiB5kl</a> >. Accessed 22 May 2018.



#### 4. School Lunch Programme (SLP)

Country	Thailand
Programme name	School Lunch Programme (SLP)
Geographic area	East Asia and Pacific
Previous Programme name	
Start date	The policy was created in 1952 and became an Act in 1991 [1]
Objectives of the programme	The programme was introduced to address undernourishment among school-age children whose weight and height did not meet the government's growth reference [2]
Programme typology	School Feeding Programme
Programme components	The programme provides a daily lunch and is complemented by a supplementary school milk programme [2]
Conditionalities	
Methods of targeting	Categorical
Target areas	Nationwide [2]
Target groups	Children
Coverage	School Lunch Programme (SLP): 6 million beneficiaries (2010) School Milk Programme (SMP): 8.4 million beneficiaries (2010) [2]
Eligibility criteria	Pre-primary and primary school children participate in the programme [2]
Eligibility reassessment	
Type of benefits	Food
Amount of benefits	One meal per day and 200 ml of milk. UHT milk is also being provided to students to take home during school holidays [2]
Payment frequency	Daily
Benefit delivery mechanism	Benefits are delivered in schools
Recipient of the benefit	Pre-primary and primary students
Minimum and maximum duration of benefits	SLP: 200 to 280 days per year depending on types of school SMP: 260 to 280 days depending types of school [1]
Total programme expenditure	SLP: 23,773 million (2017) SMP: 10,818 million (2017) [1]
Involved agencies	Ministry of Education, Ministry of Agriculture and Cooperatives, Ministry of Public Health, Ministry of Interior and Local Administrative Organizations [1] [2]
Monitoring and evaluation mechanisms and frequency	A system is in place to track indicators of children's nutrition and health [1]
References	[1] Personal communication. [2] UNSCN. 2013. <i>Nutrition Impact of Agriculture and Food Systems</i> . UN System Standing Committee on Nutrition. < <a href="https://bit.ly/2q2LATi">https://bit.ly/2q2LATi</a> >. Accessed 22 May 2018.

## 5. Universal Coverage Scheme (UCS)

Country	Thailand
Programme	Universal Coverage Scheme (UCS)
Geographic area	East Asia and Pacific
Previous programme name	
Start date	2001 [1]
Programme objectives	To provide health care to all citizens regardless of their socioeconomic status. This scheme covers those outside the formal sector and civil service [2] [3]
Programme typology	Non-contributory health insurance
Programme components	Health promotion and disease-preventive package and treatment and care packages [1]
<b>Conditionalities</b>	
Targeting mechanisms	Categorical, self-targeting
Target areas	Nationwide
Target groups	People outside formal sector and civil service. Through the Unique Identification Number, the databases of the three health care systems are cross-referenced on a regular basis [3]
Coverage	48.3 million people in 2016 [4]
Eligibility criteria	Individuals are enrolled upon registration at a health facility in their area of residence [1]
<b>Eligibility reassessment</b>	
Type of benefits	Health services
Amount of benefits	The packages cover all outpatient and inpatient services, including rehabilitation, palliative and long-term care and a limited list of around 800 essential medicines. Cosmetic surgery, infertility treatments, some high-cost technologies, and the provision of private room and boarding are excluded [1]
Payment/delivery frequency	Government pays service providers (both public and private) through a mixed system of capitation for outpatients, DRG-based capped global budget for inpatients, and fixed-rate fees for some services to increase access and decrease financial risks for hospitals [1]
Benefit delivery mechanism	UCS beneficiaries should first seek primary providers, which work with referral systems, except in cases of accidents and emergencies, when they may go directly to any UCS health facility [1]
Benefit recipients	Beneficiaries themselves
<b>Minimum and maximum duration of benefits</b>	
Programme expenditure	THB123,009.04 million or THB3,028.94 per capita in 2016 [4]
Institutions and agencies involved	National Health Security Office and Ministry of Public Health
<b>Monitoring and evaluation mechanisms and frequency</b>	
References	[1] Thaiprayoon, Suriwan, and Suwit Wibulpolprasert. 2017. "Political and Policy Lessons from Thailand's UHC Experience". <i>DRF Issue</i> No. 174. Mumbai: Observer Research Foundation. < <a href="https://bit.ly/2Oz9mVL">https://bit.ly/2Oz9mVL</a> >. Accessed 22 May 2018. [2] ILO 2016. "Universal Health-care Coverage Scheme". International Labour Office. < <a href="https://bit.ly/2NPwHnu">https://bit.ly/2NPwHnu</a> >. Accessed 22 May 2018. [3] Personal communication. [4] NHSO. 2016. <i>NHSO Annual Report 2016</i> . National Health Security Office. < <a href="https://bit.ly/2P81Lge">https://bit.ly/2P81Lge</a> >. Accessed 22 May 2018.

## 6. Universal Pension Scheme

Country	Thailand
Programme	Universal Pension Scheme
Geographic area	East Asia and Pacific
Previous programme name	
Start date	The pension scheme started in 1993 as a targeted programme and was expanded to all elderly citizens in 2009 [ 1 ]
Programme objectives	To meet the needs of the increasing ageing population [ 2 ]
Programme typology	Unconditional cash transfer
Programme components	
Conditionalities	
Targeting mechanisms	Categorical
Target areas	Nationwide
Target groups	Elderly people
Coverage	8,157,175 people (2017) [ 4 ]
Eligibility criteria	All elderly citizens over the age of 60 are eligible, provided that they are not civil servants or permanent government employees. Eligible beneficiaries must register with local authorities and registration takes place once a year [ 1 ] [ 2 ] [ 3 ]
Eligibility reassessment	
Type of benefits	Cash
Amount of benefits	Amount of benefits by age group: THB600 per month: 60–69 years THB700 per month: 70–79 years THB800 per month: 80–89 years THB1,000 per month: 90 years and older [ 2 ]
Payment/delivery frequency	Monthly [ 2 ]
Benefit delivery mechanism	The beneficiary or a proxy registered by local authorities may receive the pension in cash; or have the pension transferred to a bank account. Bank fees may apply if the account is not from the Krungthai Bank [ 1 ]
Benefit recipients	Beneficiaries themselves or authorized proxy [ 1 ]
Minimum and maximum duration of benefits	Benefits last for the lifetime of beneficiaries
Programme expenditure	THB64,770.36 million (2017) [ 4 ]
Institutions and agencies involved	Ministry of Social Development and Human Security (Department of Older Persons) and Ministry of Interior (Department of Local Authority) [ 3 ] [ 5 ]
Monitoring and evaluation mechanisms and frequency	
References	[ 1 ] ILO. 2016. <i>Universal Social Protection: Universal pensions in Thailand</i> . Rome: International Labour Organization. < <a href="https://bit.ly/20xi9ax">https://bit.ly/20xi9ax</a> >. Accessed 22 May 2018. [ 2 ] Castanas, Nausica, et al. 2016. “Leave no one behind: Community-driven urban development in Thailand”. London: International Institute for Environment and Development. < <a href="http://pubs.iied.org/pdfs/16629IIED.pdf">http://pubs.iied.org/pdfs/16629IIED.pdf</a> >. Accessed 22 May 2018. [ 3 ] Personal communication. [ 4 ] Thailand’s Office of the National Economic and Social Development Board. n.d. “Number and subsistence allowances for the elderly persons with disabilities and persons with AIDS, 1993-2016” Thailand’s Office of the National Economic and Social Development Board website (in Thai). < <a href="https://bit.ly/2AhFeVR">https://bit.ly/2AhFeVR</a> >. Accessed 22 May 2018. [ 5 ] MSDHS website. n.d. < <a href="https://bit.ly/2QZG1QK">https://bit.ly/2QZG1QK</a> >. Accessed 22 May 2018.

# VIET NAM

## 1. Allowance for HIV and AIDS

Country	Viet Nam
Programme	Allowance for HIV and AIDS
Geographic area	East Asia and Pacific
Previous programme name	
Start date	2004 [1] [2]
Programme objectives	To provide social assistance to people living with HIV/AIDS [1] [2]
Programme typology	Unconditional cash transfer
Programme components	
Conditionalities	
Targeting mechanisms	Categorical, PMT [3]
Target areas	Nationwide
Target groups	People living with HIV/AIDS
Coverage	3.979 recipients (2014) [1]
Eligibility criteria	Recipients are people diagnosed with HIV/AIDS who are unable to work, do not receive other benefits and are considered poor [1] [2]
Eligibility reassessment	
Type of benefits	Cash
Amount of benefits	VND675,000 per month for children under 4 years of age and VND540,000 per month for children over 4 years of age; VND405.000 per month for people over 16 years of age [4]
Payment/delivery frequency	Monthly [5]
Benefit delivery mechanism	Payments are made by local officials [1]
Benefit recipients	
Minimum and maximum duration of benefits	
Programme expenditure	VND11 billion (2013) [1]
Institutions and agencies involved	Viet Nam's Ministry of Labour, Invalids and Social Assistance (MOLISA) [1]
Monitoring and evaluation mechanisms and frequency	
References	<p>[1] UNDP. 2016. "Social Assistance in Viet Nam: Review and Proposals for Reform". UNDP website. &lt;<a href="https://bit.ly/2q1xXnu">https://bit.ly/2q1xXnu</a>&gt;. Accessed 22 May 2018.</p> <p>[2] Office of Retirement and Disability Policy. 2014. "Social Security Programs Throughout the World: Asia and the Pacific, 2014". &lt;<a href="https://bit.ly/2NK58oV">https://bit.ly/2NK58oV</a>&gt;. Accessed 22 May 2018.</p> <p>[3] Cuong, Nguyen, and Duc Lo. 2016. "Testing Proxy Means Tests in the Field: Evidence from Vietnam." <i>MPRA Paper</i> No. 80002. Munich: Munich Personal RePEc Archive. &lt;<a href="https://bit.ly/2RZqF05">https://bit.ly/2RZqF05</a>&gt;. Accessed 22 May 2018.</p> <p>[4] Personal communication.</p> <p>[5] World Bank. 2014. <i>Restructuring Paper on a Proposed Project Restructuring of Social Assistance System Strengthening Project Approved on January 22, 2014 to Socialist Republic of Vietnam</i>. Washington, D.C.: World Bank. &lt;<a href="https://bit.ly/2q2eYJc">https://bit.ly/2q2eYJc</a>&gt;. Accessed 22 May 2018.</p>

## 2. Child Benefits

Programme	Child benefits
Country	Viet Nam
Geographic area	East Asia and Pacific
Previous programme name	
Start date	2004 [1] [2]
Programme objectives	To provide social assistance to poor and vulnerable groups, including poor orphans and children [1] [2]
Programme typology	Unconditional cash transfer
Programme components	Different benefits are granted to the following groups: orphaned and abandoned children; families adopting orphans; and single persons taking care of small children [1]
<b>Conditionalities</b>	
Targeting mechanisms	Categorical, PMT [3]
Target areas	Nationwide
Target groups	Children (orphans)
Coverage	<b>Orphaned and abandoned children:</b> 49,236 beneficiaries <b>Families adopting orphans:</b> 18,615 beneficiaries <b>Single persons taking care of small children:</b> 125,062 beneficiaries (2014) [1]
Eligibility criteria	<b>Orphaned and abandoned children</b> under 16 years or aged 16-22 and enrolled in school; <b>families adopting orphans;</b> and <b>single persons taking care of small children</b> whose households are considered poor [1]
<b>Eligibility reassessment</b>	
Type of benefits	Cash
Amount of benefits	<b>Orphaned and abandoned children:</b> VND675,000 per month for children under 4 years of age and VND405,000 per month for children over 4 years old <b>Families adopting orphans:</b> benefits range from VND540,000 to VND810,000 per month <b>Single persons taking care of small children:</b> benefits range from VND270,000 for families with one child to VND540,000 per month for families with two children or more [1]
Payment/delivery frequency	Monthly [4]
Benefit delivery mechanism	Payments are made by local officials [1]
<b>Benefit recipients</b>	
<b>Minimum and maximum duration of benefits</b>	
Programme expenditure	<b>Orphaned and abandoned children:</b> VND126 billion <b>Families adopting orphans:</b> VND76 billion <b>Single persons taking care of small children:</b> VND246 billion (2013) [1]
Institutions and agencies involved	Viet Nam's Ministry of Labour, Invalids and Social Assistance (MOLISA) [1]
<b>Monitoring and evaluation mechanisms and frequency</b>	



---

**References**

- [1] UNDP. 2016. "Social Assistance in Viet Nam: Review and Proposals for Reform". UNDP website. <<https://bit.ly/2q1xXnu>>. Accessed 22 May 2018.
- [2] Office of Retirement and Disability Policy. 2014. "Social Security Programs Throughout the World: Asia and the Pacific, 2014". <<https://bit.ly/2NK58oV>>. Accessed 22 May 2018.
- [3] Cuong, Nguyen, and Duc Lo. 2016. "Testing Proxy Means Tests in the Field: Evidence from Vietnam." *MPRA Paper* No. 80002. Munich: Munich Personal RePEc Archive. <<https://bit.ly/2RZqF05>>. Accessed 22 May 2018.
- [4] World Bank. 2014. *Restructuring Paper on a Proposed Project Restructuring of Social Assistance System Strengthening Project Approved on January 22, 2014 to Socialist Republic of Vietnam*. Washington, D.C.: World Bank. <<https://bit.ly/2q2eYJc>>. Accessed 22 May 2018.
-

### 3. Disability Benefits

Country	Viet Nam
Programme	Disability Benefits
Geographic area	East Asia and Pacific
Previous programme name	
Start date	Decree No. 55/1999/ND-CP regulates the implementation of the monthly allowance [ 1 ] Decree No.28/2012/ND-CP regulates the implementation of the Law on People Living with Disabilities [ 2 ]
Programme objectives	To protect and assist people living with disabilities [ 1 ]
Programme typology	Unconditional cash transfer
Programme components	
Conditionalities	
Targeting mechanisms	Categorical, PMT [ 3 ] [ 4 ]
Target areas	Nationwide
Target groups	People with disabilities and pregnant women
Coverage	Disability benefit: 745,265 recipients Serious mental illness benefit: 174,254 recipients Households with two or more people living with disabilities: 22,939 recipients (2014) [ 5 ]
Eligibility criteria	Beneficiaries are people with severe disabilities. A medical board from the Ministry of Health assesses the degree of disability of potential recipients. People diagnosed with a serious mental illness are also entitled to a benefit [ 2 ] [ 3 ] [ 5 ]
Eligibility reassessment	
Type of benefits	Cash
Amount of benefits	Extremely severe disability: VND540,000 per month for working age people and VND675,000 per month for elderly people and children Severe disability: VND405,000 per month for working-age people and VND540,000 per month for elderly people and children VND405,000 per month for households with persons with an extremely severe or severe disability who are pregnant or raising a young child under 36 months old VND540,000 per month for households with persons with extremely severe or severe disability who is pregnant and raising a young child under 36 months old VND540,000 per month for households with people with an extremely severe or severe disability, who are raising two or more children under 36 months old [ 2 ]
Payment/delivery frequency	Monthly [ 6 ]
Benefit delivery mechanism	Payments are made by local officials [ 5 ]
Benefit recipients	
Minimum and maximum duration of benefits	
Programme expenditure	Disability benefit: VND2,204 billion Serious mental illness benefit: VND785 billion Households with two or more people living with disabilities: VND443 billion (2013) [ 5 ]
Institutions and agencies involved	Viet Nam's Ministry of Labour, Invalids and Social Assistance (MOLISA) [ 5 ]
Monitoring and evaluation mechanisms and frequency	



---

## References

- [1] ILO. 1999. *Decree No. 55/1999/ND-CP detailing the implementation of a number of articles of the Ordinance on the disabled*. Rome: International Labour Organization. <<https://bit.ly/2yNyP2J>>. Accessed 22 May 2018.
- [2] Personal communication.
- [3] Development Pathways. 2018. "Disability Benefits Scheme Database". Development Pathways website. <<https://bit.ly/2R2jUtb>>. Accessed 22 May 2018.
- [4] Cuong, Nguyen, and Duc Lo. 2016. "Testing Proxy Means Tests in the Field: Evidence from Vietnam." *MPRA Paper* No. 80002. Munich: Munich Personal RePEc Archive. <<https://bit.ly/2RZqF05>>. Accessed 22 May 2018.
- [5] UNDP. 2016. "Social Assistance in Viet Nam: Review and Proposals for Reform". UNDP website. <<https://bit.ly/2q1xXnu>>. Accessed 22 May 2018.
- [6] World Bank. 2014. *Restructuring Paper on a Proposed Project Restructuring of Social Assistance System Strengthening Project Approved on January 22, 2014 to Socialist Republic of Vietnam*. Washington, D.C.: World Bank. <<https://bit.ly/2q2eYJc>>. Accessed 22 May 2018.
-



#### 4. Electricity and Fuel Subsidies (Cash Transfer)

Country	Viet Nam
Programme	Electricity and Fuel Subsidies (Cash Transfer)
Geographic area	East Asia and Pacific
Previous programme name	
Start date	2011 [1]. The programme was revised in 2014 [2]
Programme objectives	To provide price protection from increasing electricity costs to poor households (under Decision 28/2014 and Decision 60/2014) [1] [2]
Programme typology	Fuel and electricity subsidies
Programme components	On-grid households receive a cash transfer covering the cost of the first 30 kWh per month (provided that they keep their electricity consumption up to 50 kWh per month). Off-grid households receive an annual cash transfer for fuel. Furthermore, electricity prices are based on usage, with lower prices per unit of electricity for those who use less [1] [3]
<b>Conditionalities</b>	
Targeting mechanisms	Categorical, PMT [3] [4]
Target areas	Nationwide [3]
Target groups	Low-income households [3]
Coverage	2 million recipients (2014) [3]
Eligibility criteria	Ethnic minority households and poor households living in off-grid areas. Poor households are entitled to electricity subsidies. On-grid households registered that are considered poor must keep their electricity consumption below 50 kWh per month. Local authorities collect beneficiaries' electricity bills as documentation for providing the payments [1] [2] [3]
<b>Eligibility reassessment</b>	
Type of benefits	Subsidies [3]
Amount of benefits	VND49,000 per month (2014) [3]
Payment/delivery frequency	Quarterly [5]
Benefit delivery mechanism	Local authorities distribute the benefits [1]
<b>Benefit recipients</b>	
<b>Minimum and maximum duration of benefits</b>	
Programme expenditure	VND272 billion, or 0.02 per cent of GDP (2013) [3]
Institutions and agencies involved	Viet Nam's Ministry of Labour, Invalids and Social Assistance (MOLISA) [3]
<b>Monitoring and evaluation mechanisms and frequency</b>	



---

## References

- [1] UNDP. 2017. "Ensuring Social Equity in Viet Nam's Power Sector Reforms". *Policy Discussion Paper*. United Nations Development Programme. <<https://bit.ly/2RV3MLn>>. Accessed 22 May 2018.
- [2] Personal communication.
- [3] UNDP. 2016. "Social Assistance in Viet Nam: Review and Proposals for Reform". UNDP website. <<https://bit.ly/2q1xXnu>>. Accessed 22 May 2018.
- [4] Cuong, Nguyen, and Duc Lo. 2016. "Testing Proxy Means Tests in the Field: Evidence from Vietnam." *MPRA Paper* No. 80002. Munich: Munich Personal RePEc Archive. <<https://bit.ly/2RZqF05>>. Accessed 22 May 2018.
- [5] World Bank. 2014. *Restructuring Paper on a Proposed Project Restructuring of Social Assistance System Strengthening Project Approved on January 22, 2014 to Socialist Republic of Vietnam*. Washington, D.C.: World Bank. <<https://bit.ly/2q2eYJc>>. Accessed 22 May 2018.
-

## 5. “Cơ hội thoát nghèo truyền kiếp”—“Opportunity to Move out of Inter-generational Poverty”

Country	Viet Nam
Programme	“Cơ hội thoát nghèo truyền kiếp”—“Opportunity to Move Out of Inter-Generational Poverty”
Geographic area	East Asia and Pacific
Previous programme name	
Start date	2015 [1]
Programme objectives	To reduce poverty and improve human development outcomes for children [2]
Programme typology	Unconditional cash transfer [2]
Programme components	The Opportunity Programme subsumes: four existing cash transfers—under Decrees 12 (recently revised Decree 116), Decree 49 (revised 74, and most recently revised 86), Decree 136 and Decision 268—and new cash transfers to poor households with children aged 0-3 years, out of school children and pregnant women into one in the selected regions [2] [3]
Conditionalities	Soft conditionalities; activities related to child health and education are proposed to participants, including: ante-natal and post-natal care visits, institutional deliveries, birth registration, regular immunisation, growth monitoring and promotion sessions, nutrition counselling, Vitamin A supplementation and deworming, and school enrolment and attendance for children aged 6 and older [2]
Targeting mechanisms	Categorical, PMT [4]
Target areas	Hà Giang, Quảng Nam, Trà Vinh and Lâm Đồng provinces [2]
Target groups	Children
Coverage	392,865 beneficiaries (2017) [1]
Eligibility criteria	Households considered poor, with pregnant women or at least one child aged from 3 to 16 years old and not attending school, or at least one child under 3 years old are eligible for the programme [2] [3]
Eligibility reassessment	
Type of benefits	Cash
Amount of benefits	The monthly benefit varies according to the number of beneficiaries per household and also according to the schedule of payments for each type of benefit. The average annual benefit amount is VND1,360,000 [1] [2] [3]
Payment/delivery frequency	Monthly for social assistance cash transfers, quarterly for electricity cash transfers, and semestrally for education cash transfers [1]
Benefit delivery mechanism	A payment service provider (VNPOST) operates the benefit payments [1]
Benefit recipients	Head of household/parents/caregivers [2] [3]
Minimum and maximum duration of benefits	Maximum of nine months for pregnant women, maximum of nine months per year for out-of-school children aged 3-16 years, and 12 months per year for children under 3 years old [3]
Programme expenditure	USD30 million (total cost of covering the financing shortfall between the government budget for existing programmes, and the cost of the consolidated Opportunity Programme), financed by the World Bank [2]
Institutions and agencies involved	National Project Steering Committee (NPSC) chaired by MOLISA and comprising the Ministry of Finance, Ministry of Planning and Investment (MPI), State Treasury, Ministry of Education and Training (MOET), Ministry of Health (MOH), Ministry of Information and Communication (MoIC), and the Council for Ethnic Minority Affairs (CEMA). The World Bank finances the programme [2]
Monitoring and evaluation mechanisms and frequency	A monitoring and evaluation system has been put in place to monitor project implementation, supported by an integrated management information system, which facilitates reporting and management across programmes [1]



---

## References

- [1] World Bank. 2014. 'Restructuring Paper on a Proposed Project Restructuring of Social Assistance System Strengthening Project Approved on January 22, 2014 to Socialist Republic of Vietnam', World Bank. <<https://bit.ly/2q2eYJc>>. Accessed 22 May 2018.
- [2] World Bank 2013. *Project Appraisal Document on a Proposed Credit in the Amount of SDR39.1 million (US\$60.0 million equivalent) to the Socialist Republic of Vietnam for a Social Assistance System Strengthening Project*. Washington, D.C.: World Bank. <<https://bit.ly/2q2fvuG>>. Accessed 22 May 2018.
- [3] Personal communication.
- [4] Cuong, Nguyen, and Duc Lo. 2016. "Testing Proxy Means Tests in the Field: Evidence from Vietnam." *MPRA Paper* No. 80002. Munich: Munich Personal RePEc Archive. <<https://bit.ly/2RZqF05>>. Accessed 22 May 2018.
-

## 6. School Stipends

Country	Viet Nam
Programme	School Stipends
Geographic area	East Asia and Pacific
Previous programme name	
Start date	Established by Decree 49/2010/ND-CP, revised by Decree 74/2013/ND-CP and replaced by Decree 86/2015/ND-CP, providing cash assistance to poor students. In 2013, a new cash transfer programme was developed to give additional accommodation support to ethnic minority and poor Kinh secondary school students in dormitories (under Decree 12/2013/ND-CP) [1], which was replaced by Decree 116/2016/ND-CP, providing accommodation support to students living in the most difficult and ethnic minority areas [2]
Programme objectives	Providing social assistance to poor and vulnerable groups, including poor students [3] [4]
Programme typology	Conditional cash transfer
Programme components	
Conditionalities	School attendance
Targeting mechanisms	Categorical, PMT [5]
Target areas	Nationwide
Target groups	Students
Coverage	2,000,000 beneficiaries (2014) [3]
Eligibility criteria	Benefits are provided to children enrolled in school from poor households. They are also provided to children in primary and lower secondary education living in the most difficult areas, and to ethnic minorities and poor Kinh children in upper secondary education [2] [3]
Eligibility reassessment	
Type of benefits	Cash [6]
Amount of benefits	School stipends: VND100,000 per month under the Decree 86 Secondary school stipend (Decree 12): VND460,000 per month (40 per cent of minimum wage) A boarding school stipend of VND115,000 per month is also provided to schools [2]
Payment/delivery frequency	Twice per school year [7]
Benefit delivery mechanism	Stipends are delivered by school principals (for public schools) and by DOLISAs (for private schools) [1] [2]
Benefit recipients	Parents/caregivers
Minimum and maximum duration of benefits	
Programme expenditure	VND2,960 billion or 0.08 per cent of GDP (2013) [3]
Institutions and agencies involved	Ministry of Education and Training, Provincial People Committees, MOLISA, MOF and other line ministries [2] [3]
Monitoring and evaluation mechanisms and frequency	



---

## References

- [1] World Bank. 2013. *Project Appraisal Document on a Proposed Credit in the Amount of SDR39.1 million (US\$60.0 million equivalent) to the Socialist Republic of Vietnam for a Social Assistance System Strengthening Project*. Washington, D.C.: World Bank. <<https://bit.ly/2q2fvuG>>. Accessed 22 May 2018.
- [2] Personal communication.
- [3] UNDP. 2016. "Social Assistance in Viet Nam: Review and Proposals for Reform". UNDP website. <<https://bit.ly/2q1xXnu>>. Accessed 22 May 2018.
- [4] Development Pathways. 2014. "Disability Benefits Scheme Database". Development Pathways website. <<https://bit.ly/2CTqzCL>>. Accessed 22 May 2018.
- [5] Cuong, Nguyen, and Duc Lo. 2016. "Testing Proxy Means Tests in the Field: Evidence from Vietnam." *MPRA Paper No. 80002*. Munich: Munich Personal RePEc Archive. <<https://bit.ly/2RZqF05>>. Accessed 22 May 2018.
- [6] Bodewig et al. 2014. *Skilling Up Vietnam: Preparing the Workforce for a Modern Market Economy*. Washington, D.C.: World Bank. <<https://bit.ly/2CsXbCr>>. Accessed 22 May 2018.
- [7] World Bank. 2014. *Restructuring Paper on a Proposed Project Restructuring of Social Assistance System Strengthening Project Approved on January 22, 2014 to Socialist Republic of Vietnam*. Washington, D.C.: World Bank. <<https://bit.ly/2q2eYJc>>. Accessed 22 May 2018.
-

## 7. Social Health Insurance (SHI, non-contributory component)

Country	Viet Nam
Programme	Social Health Insurance
Geographic area	East Asia and Pacific
Previous programme name	
Start date	The Social Health Insurance (SHI) was created in 1992 and has expanded its coverage over time, with universal coverage being enshrined in the country's 2013 Constitution. The Health Care Fund for the Poor (HCFP) was created in 2003 and from 2009 onwards it was merged with SHI [1] [2] [3]
Programme objectives	Achieving universal health coverage [2]
Programme typology	Non-contributory health insurance
Programme components	The programme has different enrolment modalities for different groups: Workers in formal sectors Pensioners People on working capacity loss allowance Poor people, minorities, and children under 6 years of age Near-poor people Pupils and students Workers in informal sectors Other members of households The poor, minorities, and children under 6 years of age have their premiums covered by the government; near-poor people, pupils and students have 7 per cent of their premiums subsidised [1]
Conditionalities	
Targeting mechanisms	Categorical, PMT [4]
Target areas	Nationwide
Target groups	Poor people, near-poor people, children, ethnic groups, other social assistance beneficiaries
Coverage	By 2020, the government aims to reach 90 per cent of the population, and 95 per cent by 2025 [2] In 2017, the programme covered 83.8 per cent of the population (78.2 million people) [5]
Eligibility criteria	Poor people, near-poor people, children under six, school children, ethnic minorities in disadvantaged regions, lower income farmers and social assistance beneficiaries are entitled to receive subsidised health insurance [2] The poverty line is centrally determined, but reflects regional specificities. The poor and the near-poor reach 100 and 150 per cent respectively of this line, which in rural areas is around VND400,000 to VND520,000 per month (USD20 to USD25) for rural areas, and around VND500,000 to VND650,000 per month (USD25 to USD37) for urban areas [3]
Eligibility reassessment	Though the income status of households is to be re-certified yearly, households transitioning out of poverty can retain their health benefits for up to three years [3]
Type of benefits	Health care services



<b>Amount of benefits</b>	<p><b>Poor, minorities and children under 6:</b> Premium: 4.5 per cent of the monthly minimum wage Subsidy rate: 100 per cent by the government</p> <p><b>Near poor:</b> Premium: 4.5 per cent of monthly minimum wage Subsidy rate: 70 per cent subsidy by the government</p> <p><b>Pupils and students:</b> Premium: 3 per cent of monthly minimum wage Subsidy rate: 30 per cent subsidy by the government [ 1 ] The benefit package includes ambulatory care, rehabilitation, advanced diagnostics, and curative services [ 2 ]</p>
<b>Payment/delivery frequency</b>	Upon demand
<b>Benefit delivery mechanism</b>	<p>The poor are registered by Provincial Social Security and their cards are printed and sent to the District Social Security (DSS), which delivers them to the beneficiaries. Near-poor people go through a similar process, though they must pay their premium contribution to DSS before receiving their cards; they can also register in-person at VSS offices [ 3 ]</p> <p>Services are delivered at health facilities selected by the government [ 1 ]</p>
<b>Benefit recipients</b>	Patients
<b>Minimum and maximum duration of benefits</b>	Households transitioning out of poverty can retain their health benefits for up to three years [ 3 ]
<b>Programme expenditure</b>	The social health insurance fund had an expenditure of VND101,201 billion (VND100,891 for mandatory insurance) in 2015 [ 6 ]
<b>Institutions and agencies involved</b>	Ministry of Health and Vietnam Social Security (VSS) [ 7 ] The list of poor and near-poor households is provided by MOLISA [ 8 ]
<b>Monitoring and evaluation mechanisms and frequency</b>	The Ministry of Health is in charge of monitoring and evaluating SHI as well as reporting on the scheme's performance to the National Assembly of Vietnam. However, in-depth reporting on equity and efficiency is not conducted [ 3 ]
<b>References</b>	<p>[ 1 ] Nguyen, Lan Hoang and Anh Thuan Duc Hoang. 2017. "Willingness to Pay for Social Health Insurance in Central Vietnam." <i>Frontiers in Public Health</i> 5:89. DOI: 10.3389/fpubh.2017.00089.</p> <p>[ 2 ] World Bank. 2017. <i>Moving toward UHC: Vietnam - national initiatives, key challenges, and the role of collaborative activities</i>. Washington, D.C.: World Bank. &lt;<a href="https://bit.ly/2J4GCxX">https://bit.ly/2J4GCxX</a>&gt;. Accessed 23 August 2018.</p> <p>[ 3 ] Joint Learning Network. n.d. <i>Vietnam: Approaches to covering poor, vulnerable, and informal populations to achieve universal health coverage</i>. &lt;<a href="https://bit.ly/2q2xuBq">https://bit.ly/2q2xuBq</a>&gt;. Accessed 23 August 2018.</p> <p>[ 4 ] Cuong, Nguyen, and Duc Lo. 2016. "Testing Proxy Means Tests in the Field: Evidence from Vietnam." <i>MPRA Paper</i> No. 80002. Munich: Munich Personal RePEc Archive. &lt;<a href="https://bit.ly/2RZqF05">https://bit.ly/2RZqF05</a>&gt;. Accessed 22 May 2018.</p> <p>[ 5 ] UN Viet Nam 2017. <i>Viet Nam 2017 One UN Results Report</i>. &lt;<a href="https://bit.ly/20yMYf1">https://bit.ly/20yMYf1</a>&gt;. Accessed 22 August 2018.</p> <p>[ 6 ] Khoa, Nguyen Dang. 2015. "Aging Population and Expanding Social Insurance in Vietnam." Presentation at the Capacity Building Seminar on Enhancing S S f G Social Spending in Support of Inclusive Growth in Asia July 14-15, 2015, Colombo, Sri Lanka. &lt;<a href="https://bit.ly/2NPzreas">https://bit.ly/2NPzreas</a>&gt;. Accessed 22 August 2018.</p> <p>[ 7 ] Somanathan, Aparnaa, et al. 2014. <i>Moving toward universal coverage of social health insurance in Vietnam: assessment and options</i>. Directions in development; human development. Washington, D.C.: World Bank. &lt;<a href="https://bit.ly/2P8rq8w">https://bit.ly/2P8rq8w</a>&gt;. Accessed 22 August 2018.</p> <p>[ 8 ] O'Keefe, Philip B. 2017. <i>Concept Integrated Safeguards Data Sheet-Integrated Safeguards Document - Vietnam Social Security Modernization Project</i>. Washington, D.C.: World Bank. &lt;<a href="https://bit.ly/2yoli0G">https://bit.ly/2yoli0G</a>&gt;. Accessed 22 August 2018.</p>



## 8. Social Pension Scheme

Country	Viet Nam
Programme	Social Pension Scheme
Geographic area	East Asia and Pacific
Previous programme name	
Start date	2000 [1]
Programme objectives	To ensure a minimum care standard for elderly people [2]
Programme typology	Unconditional cash transfer
Programme components	The programme has two categories (or components). The first is an unconditional cash transfer for elderly people (aged 60 and above) living in poor households alone or with an ill older spouse, with no relatives to support them. The second is an unconditional cash transfer for people aged 80 years old and older who do not receive other pension benefits [1]
<b>Conditionalities</b>	
Targeting mechanisms	Categorical, PMT
Target areas	Nationwide
Target groups	Elderly people
Coverage	207,421 beneficiaries under the first component and 1,350,226 beneficiaries under the second component [3]
Eligibility criteria	<b>First component:</b> elderly people (aged 60 and older) living in poor households alone or with an ill older spouse, with no relatives to support them. <b>Second component:</b> people aged 80 years old and older who do not receive other pension benefits [1]
<b>Eligibility reassessment</b>	
Type of benefits	Cash
Amount of benefits	VND270,000 (around USD12). However, the final benefit amount is based on a set of multipliers which depend on the household composition or specific characteristics of the beneficiary, such as age or disability [1] [3]
Payment/delivery frequency	Monthly
Benefit delivery mechanism	Payments are made by local officials
<b>Benefit recipients</b>	
<b>Minimum and maximum duration of benefits</b>	
Programme expenditure	0.015 per cent of GDP (first component); 0.096 per cent of GDP (second component) [3]
Institutions and agencies involved	Viet Nam's Ministry of Labour, Invalids and Social Affairs (MOLISA) [4]
<b>Monitoring and evaluation mechanisms and frequency</b>	
References	[1] Long Giang Thanh. and Dharmapriya Wesumperuma. 2013. "Some Notes on Social Pensions in Viet Nam" <i>IPC-IG One Pager No. 210</i> . Brasília: International Policy Centre for Inclusive Growth. < <a href="https://bit.ly/2PJ99f8">https://bit.ly/2PJ99f8</a> >. Accessed 22 May 2018. [2] Luan, T. 2016. "The Policies on Elderly Care in Vietnam". <i>Vietnam Social Sciences</i> . < <a href="https://bit.ly/2PjcbQm">https://bit.ly/2PjcbQm</a> >. Accessed 22 May 2018. [3] Pension Watch. 2018. "Viet Nam". Pension Watch website. < <a href="https://bit.ly/2R1qAaP">https://bit.ly/2R1qAaP</a> >. Accessed 22 May 2018. [4] World Bank. 2014. <i>Restructuring Paper on a Proposed Project Restructuring of Social Assistance System Strengthening Project Approved on January 22, 2014 to Socialist Republic of Vietnam</i> . Washington, D.C.: World Bank. < <a href="https://bit.ly/2q2eYJc">https://bit.ly/2q2eYJc</a> >. Accessed 22 May 2018.

## ADDITIONAL PROGRAMMES

Programme name	Programme typology	General description and amount of benefits (if available)	Target population	Targeting mechanism	Coverage (year)	Expenditure (year)
<b>Afghanistan</b>						
-	Fuel and electricity subsidies <sup>1</sup>	Residential users receiving electricity from hydroelectric power plants and consuming not more than 200 kWh every two months pay a subsidised price	-	Categorical	-	-
<b>Bangladesh<sup>2</sup></b>						
-	Fuel and electricity subsidies <sup>3</sup>	The government provides subsidies for fuel and electricity generation, which reduces the cost of power. Electricity tariffs are also subsidised	-	-	-	Just over 0.5 per cent of GDP (2014-15)
<b>Capitation Grants for Orphan Students in Non-government Orphanages<sup>4</sup></b>	Food and housing subsidies; educational fee waiver	Monthly stipend of BDT1,000 per orphan is provided to the orphanages. Selected orphanages must meet minimum quality/formal criteria, including a minimum of 10 residents, though a maximum of 50 per cent of the residents may benefit from the grant. The poorest orphans and those who have been affected by natural disasters should be prioritised	Children (orphans)	Categorical	0.98 lac <sup>5</sup> (2018-19)	BDT103.68 crore <sup>6</sup> (2018-19)
<b>Education Stipend Programme for the Student with Disabilities/ Allowance and Education for the Physically Challenged Insolvent Citizens<sup>7</sup></b>	Conditional cash transfer	Beneficiaries are national citizens from the age of 5 and up, who live with disabilities as set out by the specific legislation and certified accordingly by the District Social Services Office. School attendance of 50 per cent is required from the beneficiaries as well as attendance to the Annual Examination. 1. Primary Level: BDT500 2. High School Level: BDT 600 3. College Level: BDT700 4. University Level, Grad school and above: BDT1200	People living with disabilities; children.	Categorical targeting	0.90 lac (2018-19)	BDT80.37 crore (2018-19)



Programme name	Programme typology	General description and amount of benefits (if available)	Target population	Targeting mechanism	Coverage (year)	Expenditure (year)
Honorarium for Freedom Fighters <sup>8</sup>	Unconditional cash transfer	BDT 10,000 per month. Other than cash benefits, freedom fighters have access to medical assistance and microcredit opportunities. Insolvent freedom fighters are partially or fully disabled, unemployed or without assets, and have an annual income below BDT 12,000. Among this group, the elderly, homeless or those without assets are given priority	Others (freedom fighters), especially elderly people and people living with disability.	Categorical, means-tested	2.00 lac (2018-19)	BDT 3305.00 crore (2018-19)
Income Support Programme for the Poorest (ISPP) — Jawtno Programme <sup>9</sup>	Conditional cash transfer	The benefits are granted when beneficiaries complete the following activities: participation in 4 antenatal care (ANC) visits; monthly growth monitoring promotion (GMP) for children up to 2 years of age; quarterly GMP for children from 2 to 5 years of age; and monthly participation in child nutrition and cognitive development (CNCD) sessions. BDT 200 per ANC visit; plus BDT 500 per GMP visit (for children aged 0-24 months) amounting to BDT 1500 per quarter, plus a bonus of BDT 500 if all three visits are completed; plus BDT 1000 per GMP visit (for children aged 25-60 months); and BDT 500 per CNCD session	Women (mothers) and children	Categorical, geographical, PMT	6.00 lac (2018-19)	BDT 432.02 crore (2018-19)
Orphan RATIONING ALLOWANCE/Grants for Residents in Government Orphanages and Other Institutions	Food and housing subsidies	Stipends provided by the Ministry of Social Welfare to ensure orphans residing in governmental orphanages are safe and food secure	Children (orphans)	Categorical	0.21 lac (2018-19)	BDT 54.66 crore (2018-19)
Programme for Improving the Livelihood of <i>Bédé</i> and Underprivileged Communities <sup>10</sup>	Unconditional and conditional cash transfers; training	The programme aims to improve minority groups' living standards by providing allowances, scholarships, training and other grants	Ethnic groups	Categorical	0.29 lac (2018-19)	BDT 27.00 crore (2018-19)

Programme name	Programme typology	General description and amount of benefits (if available)	Target population	Targeting mechanism	Coverage (year)	Expenditure (year)
Programme for Improving the Livelihood of Transgender People (Hijra) <sup>11</sup>	Unconditional and conditional cash transfers; training	The programme aims to improve minority groups' living standards by providing allowances, scholarships, training and other grants	Others (transgender people)	Categorical	0.07 lac (2018-19)	BDT11.40 crore (2018-19)
Reaching out of school (ROCS) <sup>12</sup>	Conditional in-kind transfers; conditional cash transfers; training	The programme aims to provide educational access to disadvantaged children aged 8 to 14 who were never enrolled or who have dropped out of school. Free books, uniforms, and materials, as well as fee waivers and allowances, are provided. Training opportunities are also provided	Children	Categorical	5.60 lac (2018-19)	BDT229.08 crore (2018-19)
<b>Zakat</b> <sup>13</sup>	Unconditional cash transfers; unconditional in-kind transfers; training	The Zakat Fund Ordinance of 1982 regulates <i>zakat</i> in the country. Grants in cash and in kind are provided to the poor and destitute	Poor households	Categorical	39.00 thousand people are expected to benefit in 2018-19	BDT3.97 crore (2018-19)



Programme name	Programme typology	General description and amount of benefits (if available)	Target population	Targeting mechanism	Coverage (year)	Expenditure (year)
Bhutan						
-	Fuel and electricity subsidies <sup>44</sup>	Electricity consumers are divided between low, medium and high voltage (LV, MV and HV respectively). LV rural domestic households, rural cooperatives, rural micro trade and community <i>hakhangs</i> have their first 100 units free of charge in a billing period; when consumption exceeds this threshold, they are charged tariffs from LV block II and LV block III. LV (others) includes urban households, religious institutions, which are charged a progressive tariff Block I—III. LV commercial, industrial, institution, agriculture, street lighting, temporary connection for non-residential purpose, etc. are charged at Block III rate. LV bulk are those consuming more than 100 kW, who are government/corporate/private institutions/commercial complexes, armed forces complexes, etc. MV consumers require 3 to 15 MW and HV require more than 15 MW	Poor households	Geographical, categorical	-	-
		Amount of subsidy per group: LV Block I (rural domestic) : BNT 5.81 per kWh LV Block I (others) : BNT 4.53 per kWh LV Block II: BNT 3.21 per kWh LV Block III: BNT2.38 per kWh LV Bulk: BNT1.91 per kWh MV consumers: BNT1.53 per kWh				



Programme name	Programme typology	General description and amount of benefits (if available)	Target population	Targeting mechanism	Coverage (year)	Expenditure (year)
<b>Cambodia<sup>15</sup></b>						
Cash transfer for poor families with pregnant mothers/children under five years old <sup>16</sup>	Unconditional cash transfer	Women who are pregnant or have a child under the age of 5, are registered as ID-Poor I and II and live in the Prasat Bakong district. The transfers amount to USD5 per month per individual woman and child, with bonuses upon completion of co-responsibilities (i.e., prenatal check-up, institutional delivery and postnatal care, growth monitoring and vaccination, attendance of education or communication sessions on early childhood development). The total maximum benefit per child amounts to USD90 per year	Pregnant women and children under five living in poverty	Categorical, PMT	1,148 households (2017)	-
Food Reserve System <sup>17</sup>	Unconditional in-kind transfers	The Food Reserve System was established in 2012 to assist people affected by disaster or crisis with emergency reserves of food and seeds (rice and vegetables)	Food-insecure households affected by disasters	Categorical	-	-
Home-grown school feeding	School Feeding Programme	Students in grades 1 to 6 in selected schools in rural/remote and food-insecure areas	Children	Categorical, geographical	13,000 students in 59 schools	-
Second Chance or informal technical vocational education and training (TVET)	Training	Training opportunities provided by the Ministry of Labour and Vocational Training (MoLVT) nationwide through training institutes, non-governmental organisations and private providers. Young school drop-outs from poor households, referred by local and school authority, are eligible to participate	Youth; working age population	Categorical	100,000 trainees (expected)	-
Social tariff for poor electricity consumers <sup>18</sup>	Fuel and electricity subsidies	Poor electricity consumers pay a reduced tariff (KHR480) for the first 10 kWh per month	Poor households	Categorical	-	-
Social welfare for vulnerable children and orphans	Social support services	253 institutions are covered nationwide	Children (orphans)	Categorical	11,017 children	-



Programme name	Programme typology	General description and amount of benefits (if available)	Target population	Targeting mechanism	Coverage (year)	Expenditure (year)
Voucher for Reproductive Health scheme	Health fee waiver	Provided by the Ministry of Health in 5 provinces	Women and children from poor households	Categorical targeting	68,276 cases	-
<b>India<sup>19</sup></b>						
Fuel and electricity subsidies	Fuel and electricity subsidies <sup>20</sup>	The country subsidises electricity transmission and distribution, with low energy consumers paying subsidised rates. The coal, oil and gas, and renewable energy sectors also receive production and consumption subsidies	-	Categorical	-	INR 133,841 crore (USD 20.4 billion) in FY 2016
Free coaching for SC and OBC students	Training	The objective of the existing scheme is to provide qualitative coaching for admission into technical/professional courses; recruitment to public sector, banks, insurance companies; and jobs in the private sector Only students belonging to SCs and OBCs having total family income of INR 3.00 lakh per year are eligible	Youth	Categorical, means-tested	-	-
Free Coaching Scheme	Training	The objectives of the scheme are to assist students belonging to the minority communities by way of special coaching for admission into technical/professional courses; recruitment to public sector, banks, insurance companies as well as autonomous bodies; and jobs in the private sector. The duration of the courses should not exceed nine months. Candidates must have secured the requisite marks in the qualifying examinations Only candidates belonging to the Minority Communities, having a total household income from all sources not exceeding INR 3.00 lakh per year	Youth	Categorical, means-tested	-	-



Programme name	Programme typology	General description and amount of benefits (if available)	Target population	Targeting mechanism	Coverage (year)	Expenditure (year)
<b>Ishan Uday</b>	Conditional cash transfer	Selected college students in the eight states of the Northeast receive scholarships in general degree courses and technical and professional courses, including medical and para-medical courses. A benefit of INR3,500 per month for General Degree courses and INR5,000 per month for technical and professional courses (including medical and para-medical courses) will be distributed through Direct Benefit Transfer (DBT) to beneficiary students	Youth	Categorical targeting	Ishan Uday—10,000 scholarships;	-
<b>Merit Cum Means-Based Scholarship</b>	Conditional cash transfer	The objective is to provide financial assistance to poor and meritorious students belonging to minority communities to enable them to pursue professional and technical courses. Beneficiaries' and parents' annual income should not exceed INR2.50 lakh 30 per cent of the scholarships are earmarked for female students of each minority community within individual states/union territories	Youth	Categorical, means-tested	-	-
<b>National Means Cum-Merit Scholarship Scheme (NMMSS)</b>	Conditional cash transfer	The scheme focuses on preventing student drop-out at grade 8, encouraging students to continue their secondary education. Their parental income must not exceed INR150,000. Students are selected based on an examination conducted by the state governments. Students from certain educational facilities are not eligible to participate A scholarship of INR6,000 per annum (INR500 per month) per student is awarded to selected students every year for study in classes from grades 9-12 in state government, government-aided, and local body schools. Scholarships are disbursed by the State Bank of India directly into the bank accounts of students on a quarterly basis	Children	Categorical, means-tested	-	-





Programme name	Programme typology	General description and amount of benefits (if available)	Target population	Targeting mechanism	Coverage (year)	Expenditure (year)
<b>National Scheme of Incentives to Girls for Secondary Education</b>	Conditional cash transfer	To promote enrolment of girls in the 14-18 year old age group at the secondary level, especially those who achieved passing marks in grade 8, to encourage the secondary education of such girls. All SC/ST girls who pass grade 8 and girls who pass grade 8 examination from Kasturba Gandhi Balika Vidyalayas (irrespective of whether they belong to Scheduled Castes or tribes) and enroll for class 9 in state/ut government, government-aided or local body schools. Girls should be below 16 years of age (as on 31st March) upon joining grade 9. Married girls, girls studying in private un-aided schools and enrolled in schools run by the central government, such as KVS, NVS and CBS-affiliated schools are excluded. A sum of INR3,000 is deposited in the name of eligible girls as a fixed deposit. The girls are entitled to withdraw the benefit, along with interest, on reaching 18 years of age and on passing 10th grade examination	Children, youth (girls), ethnic groups	Categorical	-	-
<b>Post-Matric Scholarship Scheme For SC Students</b>	Conditional cash transfer; educational fee waiver	The objective is to provide financial assistance to Scheduled Caste students studying at post-matriculation or post-secondary stage, to enable them to complete their education. Eligible students belong to Scheduled Castes and their parent/guardian's income should not exceed INR2.5 lakh per year. The financial assistance includes a maintenance allowance, reimbursement of non-refundable compulsory fees charged by educational institutions, book bank facility and other benefits	Children; ethnic groups	Categorical, means-tested	-	-



Programme name	Programme typology	General description and amount of benefits (if available)	Target population	Targeting mechanism	Coverage (year)	Expenditure (year)
Post-Matric Scholarship For Students Belonging to Minority Communities	Conditional cash transfer; educational fee waiver	The objective of the scheme is to award scholarships to meritorious students belonging to economically weaker sections of minority communities to provide them with better opportunities for higher education, increase their rate of attainment in higher education, and enhance their employability. Scholarships will be awarded to students who have secured no less than 50 per cent marks or equivalent grades in the previous final examination, whose parent/guardian's annual income from all sources does not exceed INR2.00 lakh. 30 per cent of scholarships are earmarked for girls. Actual financial assistance will be provided for admission and course/tuition fees, in addition to a maintenance allowance (subject to maximum ceilings)	Children; ethnic groups	Categorical, means-tested	-	-
Post-Matric Scholarship Scheme for OBC Students	Conditional cash transfer	The objective of the scheme is to provide financial assistance to students from other backward classes (OBCs) studying at post-matriculation or post-secondary stage to enable them to complete their education	Children; ethnic groups	Categorical	-	-
Pradhan Mantri Awas Yojana and Pradhan Mantri Awas Yojana (Rural)	Housing subsidies	Central grant of INR1 lakh per house, on average, will be available under the slum rehabilitation programme. The deed of the houses will be in the name of the woman or jointly with husband	Poor households	Other poverty/vulnerability assessment	The scheme aims to construct two crore houses nationwide	-
Pradhan Mantri Kausal Vikas Yojana	Training; conditional cash transfer	Any candidate of Indian nationality who undergoes skills development training in an eligible sector by an eligible training provider. A monetary benefit is given to trainees on assessment and certification by third-party assessment bodies. The average benefit would be around INR8,000 per trainee	Youth	Categorical	24 lakh persons	-
Pradhan Mantri Ujjwala Yojana	Fuel and electricity subsidies	Providing free liquid petroleum gas (LPG) connections to women from BPL households. Financial support of INR1,600 for each LPG connection to the BPL households	Poor households	Other poverty/vulnerability assessment	-	-



Programme name	Programme typology	General description and amount of benefits (if available)	Target population	Targeting mechanism	Coverage (year)	Expenditure (year)
Pre-Matric Scholarship and Post-Matric Scholarship For Students With Disabilities	Conditional cash transfer	To provide financial assistance to students with disabilities to study at the pre-matric level (class 9 and 10) and post-matric level (Classes 11, 12 and up to post-graduate degree/diploma level). The selection of beneficiaries for these two scholarship schemes is carried out on the basis of merit. The financial assistance includes the scholarship, a book grant, escort/reader allowance, etc	Children; people living with disabilities	Categorical	46,000 pre- and 16,650 post-matric scholarships are granted yearly	-
Pre-Matric Scholarship for Needy Scheduled Tribe Students Studying in grades 9 and 10	Conditional cash transfer	The objectives of the Scheme are to: support parents of Scheduled Tribe students for education of their wards studying in grades 9 and 10, so that the incidence of drop-out, especially in transition from the elementary to secondary and during the secondary stage of education, is minimised; and to improve participation of Scheduled Tribe students in Classes 9 and 10 of the pre-matric stage, so that they perform well and have a better chance of progressing to post-matric stages of education. The parents' income should not exceed INR2.00 lakh per annum, the student must be a studying full time in a government (or government-recognised) school and must not receive another centrally-provided pre-matric scholarship. Scholarships are provided for only one year per class—students who repeat a class will not get it for the second (or subsequent) year. The benefit also depends on good conduct and regular attendance. INR150 per month for day scholars and INR350 per month for hostellers (including students who are staying in the hostels of the school/institute) are paid for a period of 10 months in a year. Books and ad-hoc grants are disbursed at INR750 per year for day scholars and INR1,000 per year for hostellers. ST students with disabilities who study in private, unaided, and recognised schools are eligible for monthly allowances of INR160 to INR240 per months depending upon their degrees of disability	Children; ethnic groups	Categorical, means-tested	-	-



Programme name	Programme typology	General description and amount of benefits (if available)	Target population	Targeting mechanism	Coverage (year)	Expenditure (year)
Pre-Matric Scholarship Scheme for SC Students Studying in Grades 9 And 10	Conditional cash transfer	The objective of the scheme is to support parents of SC children for education of their wards studying in classes 9 and 10, so that the incidence of drop-out, especially in the transition from the elementary to the secondary stage is minimised. Beneficiary children must belong to Scheduled Castes and their parent/guardian's income should not exceed INR2 lakh per annum Scholarship and other grants Additional allowance for students with disabilities studying in private, un-aided, and recognised schools	Children; ethnic groups	Categorical, means-tested	-	-



Programme name	Programme typology	General description and amount of benefits (if available)	Target population	Targeting mechanism	Coverage (year)	Expenditure (year)
Pre-Matric Scholarship for Students Belonging to Minority Communities	Conditional cash transfer; educational fee waiver	<p>The scholarship aims to encourage parents from minority communities to send their children to school, alleviating their financial burden.</p> <p>The scholarship will be awarded for studies in India in a government or private school, from grade 1 to grade 10, including such residential government institutes and eligible private institutes selected and notified in a transparent manner by the relevant state governments and union territory administrations</p> <p>Scholarships will be awarded to students who have secured no less than 50 per cent marks in the previous final examination and whose parents/guardian's annual income from all sources does not exceed INR1 lakh</p> <p>30 per cent of scholarships are earmarked for girl students</p> <p>Actual financial assistance will be provided for admission/tuition fees, as well as a maintenance allowance subject to a maximum ceiling:</p> <p>Admission fee from grades 6 to 10: INR500 per annum</p> <p>Tuition fee from grades 6 to 10: INR350 per month</p> <p>A maintenance allowance is payable for a period not exceeding 10 months in an academic year:</p> <p>(i) Grades 1 to 5: INR100 per month</p> <p>(ii) Grades 6 to 10: INR600 per month</p>	Children; ethnic groups	Categorical, means-tested	-	-



Programme name	Programme typology	General description and amount of benefits (if available)	Target population	Targeting mechanism	Coverage (year)	Expenditure (year)
<b>Pre-Matric Scholarships for the Children of Those Engaged in Unclean Occupations</b>	Conditional cash transfer	To provide financial assistance to children whose parents/guardian are: i) presently engaged in manual scavenging or were so engaged up to or after 1 January 1997, or the date on which the "The Employment of Manual Scavengers and Construction of Dry Latrines (Prohibition) Act 1993" came into force in their State/ UT, whichever comes first; ii) tanners; and iii) flayers. The scholarships may be given to students enrolled in grade 1 or any subsequent grade or pre-matric stage in the case of day scholars, and grade 3 or any subsequent grade of pre-matric stage in case of hostellers. The scholarship will terminate at the end of grade 10. The duration of the scholarship in an academic year is ten months. The scholarship amounts to INR700 per month from grades 3-10 for hostellers. Day scholars from grades 1-5 are entitled to a scholarship amount of INR25 per month, grades 6 to 8 to INR40 per month, and grades 9-10 to INR50 per month. An ad-hoc grant of INR750 per student per annum to all-day students and INR1,000 per student per year to hostellers would be admissible. The scheme also offers special rewards for students with disabilities within the target group	Children	Categorical	-	-
<b>Pre-Matric Scholarships for Other Backward Classes Students</b>	Conditional cash transfer	The objective of the scheme is to financially support the parents of OBC children in grades 9 and 10, to minimise the incidence of drop-out, especially in the transition from the elementary to the secondary school level. Day students will be covered from grade 1 to grade 10 for 10 months a year. The scholarship amounts are as follows: Grades 1 to 5: INR25 per month Grades 6 to 8: INR40 per month Grades 9 to 10: INR50 per month Ad-Hoc Grant of INR500 per student per year to all students.	Children; ethnic groups	Categorical	-	-



Programme name	Programme typology	General description and amount of benefits (if available)	Target population	Targeting mechanism	Coverage (year)	Expenditure (year)
Assistance to Disabled Persons for Purchase/Fitting of Aids/Appliances (ADIP)	Unconditional in-kind transfers	To provide grants-in-aid to the various implementing agencies (national institutes/composite regional centres/Artificial Limbs Manufacturing Corporation of India (ALIMCO)/district disability rehabilitation centres/state handicapped development corporations/ other local bodies/NGOs) to assist people living with disabilities in procuring standard aids and appliances, promoting their physical, social and psychological rehabilitation	People living with disabilities	Categorical	-	-
The Post-Matric Scholarship Scheme (PMS)	Conditional cash transfer; educational fee waiver	The objective of the scheme is to provide financial assistance to Scheduled Tribe students studying at post-matriculation or post-secondary levels, to enable them to complete their education. The scheme is open to all ST students whose parents' annual income is INR2.50 lakh or less. The students are provided different scholarships rates depending on the course. The courses have been divided into four categories and the rates vary from INR230 per month to INR1,200 per month (paid annually for the duration of the course, subject to satisfactory student performance and good conduct). In addition, compulsory fees are also reimbursed. Readers' allowance for visually disabled students and escort and transport allowances for physically handicapped students are also provided	Youth; ethnic groups (Scheduled Tribe students)	Categorical, means-tested	-	-



Programme name	Programme typology	General description and amount of benefits (if available)	Target population	Targeting mechanism	Coverage (year)	Expenditure (year)
<b>Top Class Education for SC Students</b>	Conditional cash transfer; educational fee waiver	The objective of the scheme is to promote qualitative education for SC students, by providing full financial support for pursuing studies beyond grade 12. Eligible students are those whose family annual income is up to INR6 lakh. Full tuition fees and other non-refundable charges (there will be a ceiling of INR2 lakh per year per student for private institution fees, and INR3.72 lakh per year per student in private commercial pilot training institutions) Living expenses of INR2,220 per month per student Books and stationery costs of INR3,000 per annum per student A computer with full accessories limited to INR45,000 per student as one-time assistance. Living expenses, costs of book, stationary and the computer are subject to actual expenditure	Youth; ethnic groups	Categorical, means-tested	-	-
<b>Indonesia</b>						
<b>Fuel and electricity subsidies</b>	Fuel and electricity subsidies <sup>21</sup>	The bottom electricity consumer classes pay subsidised rates: 450 VA: subsidised rates of IDR415/kWh 900 VA: subsidised rate of IDR605/kWh for poor households 148 priority districts in remote and underdeveloped areas are also targeted for the provision of fuel (gasoline, automotive diesel and kerosene) at similar prices to other more developed regions.	Poor households	Categorical, geographical	-	IDR94.52 trillion (budget 2018)
<b>Bidikmisi Scholarship<sup>22</sup></b>	Conditional cash transfer; educational fee waiver	Bidikmisi scholarships are awarded for students at state and private higher education (university/institute) who are younger than 21 years old, poor and have demonstrated academic ability	Youth	Categorical, means-tested	-	-





Programme name	Programme typology	General description and amount of benefits (if available)	Target population	Targeting mechanism	Coverage (year)	Expenditure (year)
<b>Laos</b>						
-	Fuel and electricity subsidies <sup>23</sup>	Residential consumers with low electricity consumption pay lower prices. A household that consumes 150kWh per month pays LAK422/kWh or USD5.1 cents/kWh	-	Categorical targeting	-	-
<b>Malaysia</b>						
<b>Malaysia Milk Programme (PS1M)</b> <sup>24</sup>	School Feeding Programme	Two boxes of chocolate milk (200ml) are granted to students twice per week	Children	Categorical	Over 1,400,000 students (2013)	-
<b>Apprentice Training Allowance</b> <sup>25</sup>	Training; conditional cash transfers	A training allowance of MYR200 (USD62) is provided per month	Children	Categorical	-	-
<b>Bantuan Kanak-Kanak (Child Allowance)</b> <sup>26</sup>	Unconditional cash transfer	Families caring for children under the age of 18 who might be orphans or whose parents/guardians are not capable of providing for them due to disability, disease or imprisonment. MYR100 per person per month, up to MYR450 to households with more than 4 members	Children	Categorical, means-tested	-	-
<b>Bantuan/Elauin Anak Pelihara (Fostering Allowance)</b> <sup>27</sup>	Unconditional cash transfer	MYR250 per child per month, up to MYR500 to households with 2 or more children	Children	Categorical	-	-
<b>Disaster Assistance (BB)</b> <sup>28</sup>	Unconditional cash transfer	A one-off payment of up to MYR5,000 (USD1,554) is granted to poor disaster-affected families	Poor households	Categorical, means-tested	-	-
<b>General Assistance (BA)</b> <sup>29</sup>	Unconditional cash transfer	Monthly assistance and a 'home repair' assistance is provided to poor households	Poor households	Categorical, means-tested	-	-
<b>Kumpulan Wang Amanah Pelajar Miskin (KWAPM) – Poor Students' Trust Fund (PSTF)</b> <sup>30</sup>	Conditional cash transfers; educational fee waivers	The programme provides cash assistance to poor primary and secondary school students	Children	Categorical; other poverty/vulnerability assessments	909,023 students (2013)	RM200 million (USD60 million) in 2013



Programme name	Programme typology	General description and amount of benefits (if available)	Target population	Targeting mechanism	Coverage (year)	Expenditure (year)
Launching Grant (GP) <sup>31</sup>	-	A one-off payment up to MYR2,700 (839USD) is provided for recipients to undertake a project. Single mothers or their children, people living with disabilities, and former students of welfare institutions are prioritised	Working age group	Categorical	-	-
Supplementary Food Programme (RMT) <sup>32</sup>	School Feeding Programme	Food is provided in schools at the cost of MYR2.50 per child in Peninsular, and MYR3.00 each for Sabah and Sarawak	Children	Categorical	537,977 students (2013).	MYR197,017,190 (budget for 2013)
TASKA Kommuniti [Community-Based Child Care Centre] <sup>33</sup>	Educational fee waiver	MYR180 is provided as a subsidy to parents whose income is below MYR2,000 per month in urban areas and MYR1,200 per month in rural areas	Children	Categorical, means-tested	-	-
Maldives						
Electricity Subsidy <sup>34</sup>	Fuel and electricity subsidies	-	-	-	-	MRV252.0 million (approved budget for 2018)
Zakat Fund <sup>35</sup>	Unconditional cash transfers	The Zakat Fund was established in 2010 in collaboration with the Ministry of Finance and Treasury. The Ministry of Islamic Affairs (MIA) oversees <i>zakat</i> collection and distribution. The categories of people eligible for receiving assistance are those established in the Quran. Eligible assistance modalities include: medical expenses of the poor and disaster assistance. MIA and NSPA have a special agreement to provide <i>zakat</i> funds to cover poor people's medical costs	Poor households	Categorical	-	MRV47,840,188 ( <i>zakat</i> revenue in 2017)
Mongolia <sup>36</sup>						
Paid Mothers Programme	Unconditional cash transfer	Mothers with children under 3 years old looking after their children at home will be entitled for MNT50,000 per month	Children; mothers.	Categorical	135,000 mothers (2018)	MNT81 billion (planned, 2018)
Single Parents Programme	Unconditional cash transfer	Single parents with 3 or more children will receive a quarterly allowance of 240,000 MNT	Children; single parents.	Categorical targeting	16,500 single parents (2018)	MNT 15.8 billion (planned, 2018)
Myanmar <sup>37</sup>						



Programme name	Programme typology	General description and amount of benefits (if available)	Target population	Targeting mechanism	Coverage (year)	Expenditure (year)
Cash benefits to mothers bearing triplets	-	-	Mothers; children	Categorical	-	-
Cash-for-work programmes	Cash for work	Provided by Ministry of Fisheries, Livestock and Rural Development in collaboration with international organisations and NGOs	Working age group	-	-	-
Free nutrition programme	Unconditional in-kind transfer	Provided by Ministry of Health, National Nutrition Center (with support from WFP) and MMWCA	Pregnant women and children	Categorical	-	-
Maternal and child health voucher scheme	Health fee waiver	Piloted in one township by the Ministry of Health (with support of WHO/GAVI alliance)	Pregnant women and children	Categorical	1,346 beneficiaries	-
Non-contributory pensions <sup>38</sup>	Unconditional cash transfers	For civil service employees; provided by the Ministry of Finance (Pensions Department)	Elderly	Categorical	643,414 persons (in 2013-14).	-
Residential care	-	For children aged 0-5 residents in 6 institutional houses	Children (orphans)	Categorical	1,420 children	-
Training services	Training	-	Children	Categorical	537 children with disabilities in 4 centres	-
<b>Nepal</b>						
Public Food Distribution System <sup>39</sup>	Food subsidies	The Nepal Food Corporation (NFC) was established in 1974 to manage buffer stocks and food distribution. Deficit areas are prioritised – such as hilly and mountain districts. The average food transportation subsidy is NPR 24.69 per kg, ranging from NPR 3.36 per kg provided for Dailekh district to NPR99.32 per kg for the Humla district. In 2011/12 the buffer stock kept 25,000 metric tons	-	Geographical targeting	-	-
<b>Pakistan</b>						



Programme name	Programme typology	General description and amount of benefits (if available)	Target population	Targeting mechanism	Coverage (year)	Expenditure (year)
-	Food subsidies <sup>40</sup>	The government provides subsidies to a number of food products, which are sold via Utility Stores Corporation (USC) stores across the country	-	-	-	USC has a budget of PKR6,000 million for 2018-2019
<b>Zakat Programme<sup>41</sup></b>	Unconditional cash transfer, conditional cash transfer	<p>The Zakat Programme is organised as a five-tier system operating under the Ministry of Religious Affairs, Zakat and Ushr. The tiers include the Central Zakat Council, provincial zakat councils, district zakat committees, tehsil zakat committees and local zakat committees. The programme was initiated in 1980 under the Zakat and Ushr Ordinance by the government of Zia-ul-Haq.</p> <p>1. Regular Zakat Programmes: the Guzara allowance (a monthly cash allowance of PKR500); education stipends; stipends for students of deeni madaris; health care; social welfare rehabilitation; and marriage assistance to women who are about to get married</p> <p>2. Other Zakat Programmes: Eid Grant and the Leprosy Patient Programme</p> <p>3. Special Zakat Programmes: technical educational stipends.</p> <p>There is no formal targeting mechanism. Beneficiaries are identified by members of the local zakat committees. The programme operates under the principle of providing assistance to the deserving needy (<i>mustahqjeen</i>) Muslims, particularly widows, orphans, the disabled and the unemployed (but not beggars)</p>	Poor households, widows, orphans, and others	Categorical	0.8 million beneficiaries (2014/15)	0.02 per cent of GDP (2014/15) financed by voluntary private contributions
<b>Philippines</b>						
<i>Bangsamoro Umpungan sa Nutrisyon</i> (BangUN) <sup>42</sup>	Unconditional in-kind transfer	Addressing the nutritional needs of underweight children in the Autonomous Region in Muslim Mindanao (ARMM)	Children	Categorical, geographical	7,000 children (expected coverage)	PHP156 million (2018 budget)
<b>Thailand</b>						



Programme name	Programme typology	General description and amount of benefits (if available)	Target population	Targeting mechanism	Coverage (year)	Expenditure (year)
-	Fuel and electricity subsidies <sup>43</sup>	Residential users, including temples and churches/religious sanctuaries, with the installation of a power meter not exceeding 5 amps; not being a juristic person; and with power consumption not exceeding 50 units per month for no less than three consecutive months, are not charged for their electricity consumption	Poor households	Categorical	Around 3.46 million users	THB23,473.31 million (2016)
<b>Viet Nam</b>						
<b>Direct food support<sup>44</sup></b>	Food subsidies; unconditional in-kind transfers	Poor households in border areas or involved in forestation and forest protection are granted 15 kg of rice per person per month until food security is achieved. Rice reserves are also distributed in food-deficient provinces before the harvest and in provinces suffering natural disasters. Price control interventions are also carried out to avoid sharp increases in food prices	Poor households	Geographical	-	-











## PACIFIC PROGRAMME PROFILES



# COOK ISLANDS

## 1. Caregiver Allowance

Country	Cook Islands
Programme	Caregiver Allowance
Geographic area	East Asia and Pacific
Previous programme name (if any)	
Start date	2009 [1]
Programme objectives	To help provide substantial day-to-day care to those with high-care needs, such as elderly persons and persons with severe disabilities [1] [2]
Programme type	Unconditional cash transfer
Programme components	
Conditionalities	
Targeting methods	Categorical
Targeted areas	Nationwide
Target groups	People who have high-care needs, such as elderly persons and persons with severe disabilities, including children [1]
Coverage	149 people (2017) [1] 160 people were expected to be reached by this allowance under the 2017/18 budget [2]
Eligibility criteria	Applicants must be Cook Island nationals or permanent residents. A medical certificate issued by the Ministry of Health hospital is required for all cases. The medical certificate should highlight the care needs of the individuals [1]
Eligibility reassessment (if any)	
Type of benefits	Cash
Amount of benefits	NZD165 monthly [2]
Payment/delivery frequency	The benefit is paid in two instalments of NZD82.50 every 1st and 16th day of each month [2]
Benefits delivery mechanism	The benefit is transferred directly to the bank account of the recipient [1]
Benefits Recipient	Caretakers (including parents and grandparents) of children and adults with severe disabilities, as well as elderly persons who require additional support due to severity of sickness/illness/disability [1]
Minimum and maximum duration of benefits (if any)	Caregivers of children with disabilities can continue to receive this benefit for as long as the care needs remain high, or until the benefit recipient is deceased or migrates overseas [1]
Programme expenditure	NZD18,434,979.00 (2017-2018) [1]
Involved institutions and agencies	Ministry of Internal Affairs [1]
Monitoring and evaluation mechanisms and frequency	Function carried out by the Welfare Division of the Ministry of Internal Affairs. Monitoring is performed every 3 months by Ministry of Internal Affairs staff, through home visits to verify that care needs are still the same [1]
References	[1] Personal communication. [2] Cook Islands Government. 2017. <i>Budget Estimates 2017/2018 - Book 1. Appropriation Bill. Appropriations and Commentary</i> . < <a href="https://bit.ly/2PUcNXD">https://bit.ly/2PUcNXD</a> >. Accessed 19 November 2018.

## 2. Child Benefit

Country	Cook Islands
Programme	Child Benefit
Geographic area	East Asia and Pacific
Previous programme name (if any)	
Start date	Established by the Welfare Act of 1989 [1]
Programme objectives	The maintenance of education of all children in the Cook Islands [2]
Programme type	Unconditional cash transfer
Programme components	
Conditionalities	
Targeting methods	Categorical
Targeted areas	Nationwide
Target groups	Children
Coverage	3,388 children (2017) [3] 3,451 people were expected to be covered by this allowance under the 2017/18 budget [1]
Eligibility criteria	Initially in 1989, eligible children were those aged 0-6 years. In 2006, eligibility was further extended to 12 years of age. In 2017, children living with disabilities became eligible until the age of 16, at which point they become eligible for the infirmed programme. Either of the child's parents must be a Cook Island national or a permanent resident. Children returning to the Cook Islands from overseas after being absent from the country for more than a year are put on a 3 months stand-down period prior to application [1] [2] [3]
Eligibility reassessment (if any)	
Type of benefits	Cash
Amount of benefits	NZD100 per month per child. The benefit amount increased from NZD66 to NZD100 on 1 July 2017. Beneficiaries are also eligible for a one-off 'Christmas bonus' of NZD50 [1] [3]
Payment/delivery frequency	The benefit is paid in two instalments of NZD50 every 1 <sup>st</sup> and 16th of each month [1] [2] [3]
Benefits delivery mechanism	Bank transfer [2]
Benefits Recipient	Parent/guardian/caregiver of children
Minimum and maximum duration of benefits (if any)	Until the child turns 12 years old or if they migrate overseas; or until 16 years of age for children with disabilities [1] [2] [3]
Programme expenditure	NZD4,036,831 (2017/18 budget) [1]
Involved institutions and agencies	Ministry of Internal Affairs; Ministry of Justice [3]
Monitoring and evaluation mechanisms and frequency	Function carried out by the Welfare Division of Ministry of Internal Affairs. Follow up when child turns 12 or when they migrate/leave the country. The Welfare Division also relies on parents/guardians to notify the Division [3]
References	[1] Cook Islands Government. 2017. <i>Budget Estimates 2017/2018 - Book 1. Appropriation Bill. Appropriations and Commentary</i> . < <a href="https://bit.ly/2T0tMsK">https://bit.ly/2T0tMsK</a> >. Accessed 19 November 2018. [2] Ministry of Internal Affairs. 2014. "Child Benefit: Fact Sheet". < <a href="https://bit.ly/2zul1dP">https://bit.ly/2zul1dP</a> >. Accessed 19 November 2018. [3] Personal communication.

### 3. Destitute and Infirm Benefits

Country	Cook Islands
Programme	Destitute and Infirm Benefits
Geographic area	East Asia and Pacific
Previous programme name (if any)	
Start date	1965 [1]
Programme objectives	<p><b>Destitute benefits:</b> To support vulnerable individuals who are unable to support themselves due to special circumstances</p> <p><b>Infirm benefits:</b> To assist individuals unable to work for prolonged periods (including persons with disabilities) and who have no source of income [1]</p>
Programme type	Unconditional cash transfer
Programme components	Cash benefits are granted to two categories of beneficiaries: the infirm and the destitute
Conditionalities	
Targeting methods	Categorical
Targeted areas	Nationwide
Target groups	Working-age individuals; people living with disabilities
Coverage	<p><b>Destitute benefit:</b> 23 beneficiaries (2017)</p> <p><b>Infirm benefits:</b> 191 people (2017) [1]</p> <p>Both benefits are expected to reach 220 people based on the 2017/18 budget estimations [2]</p>
Eligibility criteria	<p>Eligibility is determined by a committee appointed by the Minister of Internal Affairs</p> <p><b>Destitute benefit:</b> Individuals who are unable to work due to special circumstances such as old age and abandonment. In some cases, individuals with no family or children and who have not yet met the old age criteria; or abandoned mothers/widows that have either never worked or are not employable due to old age. Applicants must be Cook Islands nationals or permanent residents, be unable to engage in any form of employment due to special circumstances, and not qualify for other welfare assistance</p> <p><b>Infirm benefits:</b> Applicants must be Cook Islands nationals or permanent residents and have a medical certificate attesting to their condition. A review of beneficiaries' health status must be carried out every 3 months [1] [2]</p>
Eligibility reassessment (if any)	Review carried out every three months until the person is cleared to work during the first year of receiving the benefit [1] [2]
Type of benefits	Cash
Amount of benefits	NZD200 per month. Beneficiaries are also eligible for a one-off 'Christmas bonus' of NZD50 [2]
Payment/delivery frequency	NZD100 is paid out every two weeks [1]
Benefits delivery mechanism	<p>The benefit is paid directly to the recipient's bank account</p> <p><b>Infirm benefits:</b> In cases where the beneficiary's mobility is impaired so as to make it difficult for them to access their account, the benefit can be paid to the caregiver's account (based on careful assessment and consideration). Generally, family members are trustees who are registered with Welfare Division [1]</p>
Benefits Recipient	Beneficiaries themselves
Minimum and maximum duration of benefits (if any)	<p><b>Destitute benefit:</b> Beneficiaries receive the benefit as long as their circumstances remain the same. The benefit ceases once they find employment or qualify for another benefit, such as the old-age pension</p> <p><b>Infirm benefits:</b> Beneficiaries stay on this programme until they are deceased; or unless the individual can be rehabilitated and finds employment. A doctor's note is needed to confirm that the person is able to resume employment; or they turn 60 and move on to the old-age pension [1]</p>



<b>Programme expenditure</b>	<p>Destitute benefit: NZD55,200.00</p> <p>Infirm benefits: NZD458,400.00 [1]</p> <p>The 2017/2018 budget foresees an allocation of NZD528,000 for both programmes until 2021 [2]</p>
<b>Involved institutions and agencies</b>	Ministry of Internal Affairs
<b>Monitoring and evaluation mechanisms and frequency</b>	This function is carried out by the Destitute and Infirm Persons Relief Committee, which meets once a month. The monitoring is supported by welfare officers in the different islands across the country and is carried out every three months. In the case of the infirm benefit, beneficiaries are required to provide updated medical reports every three months and these documents are reviewed by the Infirm Committee. This is then followed up by home visits by the welfare officers [1]
<b>References</b>	<p>[1] Personal communication.</p> <p>[2] Cook Islands Government. 2017. <i>Budget Estimates 2017/2018 - Book 1. Appropriation Bill. Appropriations and Commentary</i>. &lt;<a href="https://bit.ly/2T0tMsK">https://bit.ly/2T0tMsK</a>&gt;. Accessed 19 November 2018.</p>

## 4. Funeral Allowance

Country	Cook Islands
Programme	Funeral Allowance
Geographic area	East Asia and Pacific
Previous programme name (if any)	
Start date	2009 [1]
Programme objectives	To support funeral expenses relating directly to the death of a current welfare programme beneficiary [1]
Programme type	Unconditional cash transfer
Programme components	
Conditionalities	
Targeting methods	Categorical
Targeted areas	Nationwide
Target groups	Families of deceased beneficiaries [1]
Coverage	70 people were expected to be covered by this allowance under the 2017/18 budget [2]
Eligibility criteria	Deceased are enrolled in the welfare programme upon death. This support has also been extended to Cook Islanders on a New Zealand pension, provided they resided in the country for a year prior to death [1]
Eligibility reassessment (if any)	
Type of benefits	Cash
Amount of benefits	Payment amounts to 6 months of the current entitlement. The family of a deceased child benefit will receive NZD600. Families of beneficiaries of New-Zealand pensioners residing in the Cook Islands, as well as families of recipients of destitute and infirm allowances receive NZD1200. Families of recipients of old pension benefits receive NZD2400 [1]
Payment/delivery frequency	One-off payment [2]
Benefits delivery mechanism	The government pays suppliers/vendors directly upon receipt of an invoice from the families of the deceased. In cases where families have already paid for the expenses, they are reimbursed [1]
Benefits Recipient	Families of deceased welfare recipients [1]
Minimum and maximum duration of benefits (if any)	
Programme expenditure	NZD170,000 (2017/18 budget) [2]
Involved institutions and agencies	Ministry of Internal Affairs and Ministry of Justice (death notification); private funeral service providers [1]
Monitoring and evaluation mechanisms and frequency	None [1]
References	[1] Personal communication. [2] Cook Islands Government. 2017. <i>Budget Estimates 2017/2018 - Book 1. Appropriation Bill. Appropriations and Commentary</i> . < <a href="https://bit.ly/2T0tMsK">https://bit.ly/2T0tMsK</a> >. Accessed 19 November 2018.

## 5. Newborn Allowance

Country	Cook Islands
Programme	Newborn Allowance
Geographic area	East Asia and Pacific
Previous programme name (if any)	
Start date	Established by the Welfare Act of 1989 [1]
Programme objectives	Assist parents with the needs of their newborn [2]
Programme type	Unconditional cash transfer
Programme components	
Conditionalities	
Targeting methods	Categorical
Targeted areas	Nationwide [2]
Target groups	Children
Coverage	200 babies (2017) [3]
Eligibility criteria	Initially, the Welfare Act only applied to babies born in the Cook Islands and to parents who are Cook Islands nationals or permanent residents. In 2016, the Welfare Act was amended to include babies born in New-Zealand to mothers who reside in the Cook Islands. Applications must be made within six months of birth, upon presentation of the following documents: birth certificate or birth notification for babies born in the Cook Islands; a copy of passport for babies born in New-Zealand; and evidence of mother being a Cook Islander/permanent resident [1] [2]
Eligibility reassessment (if any)	
Type of benefits	Cash [1]
Amount of benefits	NZD1,000 per child [1]
Payment/delivery frequency	One-off payment after birth of the child [1]
Benefits delivery mechanism	Bank transfers [1]
Benefits Recipient	Mothers [1]
Minimum and maximum duration of benefits (if any)	One-off payment that must be claimed within six months from the date of birth [1] [2]
Programme expenditure	NZD200,000 (2017). This is also the annual allocation from 2017-2021 [1]
Involved institutions and agencies	Ministry of Internal Affairs and Ministry of Justice [2]
Monitoring and evaluation mechanisms and frequency	There is no follow-up to this one-time payment [2]
References	[1] Cook Islands Government. 2017. <i>Budget Estimates 2017/2018 - Book 1. Appropriation Bill. Appropriations and Commentary</i> . < <a href="https://bit.ly/2T0tMsK">https://bit.ly/2T0tMsK</a> >. Accessed 19 November 2018. [2] Personal communication. [3] Ministry of Internal Affairs. 2014. "Child Benefit: Fact Sheet". < <a href="https://bit.ly/2zul1dP">https://bit.ly/2zul1dP</a> >. Accessed 19 November 2018.

## 6. Old-age Pension

Country	Cook Islands
Programme	Old-age Pension
Geographic area	East Asia and Pacific
Previous programme name (if any)	
Start date	1965 (pension from 65 years); 1989 (reduced pension age to 60 years) [1] [2]
Programme objectives	To provide an income for elderly long-term residents of the Cook Islands with non-existent or limited sources of income [2]
Programme type	Unconditional cash transfer
Programme components	
Conditionalities	
Targeting methods	Categorical
Targeted areas	Nationwide
Target groups	Elderly
Coverage	1,823 people in 2017 [2] 1,065 people from ages 60-69 and 747 people aged 70 and over were expected to be covered by this allowance under the 2017/18 budget [3]
Eligibility criteria	Applicants must be Cook Islands nationals or permanent residents, aged 60 or over. They must have resided in the country for 10 years after the age of 18 years; or 20 years after the age of 18 years for non-Cook Island nationals. They must also be residing in the Cook Islands for a continuous period of 1 year prior to application [1] [2]
Eligibility reassessment (if any)	The benefit is cancelled in case of absence from the Cook Islands for a period over six months. Returning pensioners to the Cook Islands after 6 months but less than 12 months of absence are immediately reinstated. Pensioners who were absent from the country for more than 12 months, but less than two years are put on a three-month stand-down period. Pensioners absent from the Cook Islands for more than two years are put on one-year stand down period [2]
Type of benefits	Cash
Amount of benefits	NZD500 per month (a total of NZD6,000 annually) for people aged 60-69; NZD660 per month (a total of NZD7,920 annually) for people aged 70 and over. The pension is considered taxable income and a progressive tax rate applies to those earning above NZD11,000 per year. Beneficiaries are also eligible for a one 'Christmas bonus' of NZD50 [1] [3]
Payment/delivery frequency	NZD250 or NZD330 are paid on the 1st and the 16th of each month for the two categories mentioned above [2] [3]
Benefits delivery mechanism	The benefit is paid directly to the recipient's account [2]
Benefits Recipient	Beneficiaries themselves
Minimum and maximum duration of benefits (if any)	Until death or if one of the conditions for the receipt of the benefit are broken [2]
Programme expenditure	NZD12,281,286.00 (2017-2018) [3]
Involved institutions and agencies	Ministry of Internal Affairs; Ministry of Finance (pay-out); and Ministry of Foreign Affairs and Immigration [2]
Monitoring and evaluation mechanisms and frequency	Nothing is currently in place. However, the Ministry of Internal Affairs relies on the beneficiaries and/or the community for notification. The Ministry is working on a system to monitor international travel [2]
References	[1] Ministry of Internal Affairs. 2014. "Child Benefit: Fact Sheet". < <a href="https://bit.ly/2zul1dP">https://bit.ly/2zul1dP</a> >. Accessed 19 November 2018. [2] Personal communication. [3] Cook Islands Government. 2017. <i>Budget Estimates 2017/2018 - Book 1. Appropriation Bill. Appropriations and Commentary</i> . < <a href="https://bit.ly/2T0tMsK">https://bit.ly/2T0tMsK</a> >. Accessed 19 November 2018.

## 7. Power Subsidy

Country	Cook Islands
Programme	Power Subsidy
Geographic area	East Asia and Pacific
Previous programme name (if any)	
Start date	2009 [1]
Programme objectives	To provide electricity support to households of beneficiaries of selected welfare programmes [1]
Programme type	Fuel and electricity subsidies
Programme components	
Conditionalities	
Targeting methods	Categorical; means-tested
Targeted areas	Nationwide
Target groups	Beneficiaries of select welfare programmes (old-age, destitute or infirm benefit programmes) [1]
Coverage	300 (2017) [2]
Eligibility criteria	The income of the households of beneficiaries must be below NZD1,000 per month. Applicants must be enrolled in the old-age, destitute or infirm benefit programme and must be a Cook Island national or permanent resident [1]
Eligibility reassessment (if any)	
Type of benefits	Power subsidy
Amount of benefits	NZD66 every quarter [2]
Payment/delivery frequency	Quarterly [1] [2]
Benefits delivery mechanism	In Rarotonga, the benefit is paid to the beneficiary's power account. In the outer islands, payment is made to the beneficiary's own bank account due to the difference in payment systems: power suppliers in the outer islands cannot be paid directly [1]
Benefits Recipient	Beneficiaries themselves
Minimum and maximum duration of benefits (if any)	Until the beneficiary is deceased or removed from one of the recognised/selected welfare programmes [1]
Programme expenditure	NZD79,200.00 (2017-2018) [2]
Involved institutions and agencies	Ministry of Internal Affairs and <i>Te Aponga Uira</i> (Rarotonga Power Authority) [1]
Monitoring and evaluation mechanisms and frequency	No system currently in place [1]
References	[1] Personal communication. [2] Cook Islands Government. 2017. <i>Budget Estimates 2017/2018 - Book 1. Appropriation Bill. Appropriations and Commentary</i> . < <a href="https://bit.ly/2T0tMsK">https://bit.ly/2T0tMsK</a> >. Accessed 19 November 2018.



## 8. Special Assistance

Country	Cook Islands
Programme	Special Assistance
Geographic area	East Asia and Pacific
Previous programme name (if any)	
Start date	2004 [1]
Programme objectives	Home improvement assistance for old-age pensioners and persons living with severe disabilities, to improve accessibility and mobility in their homes [1]
Programme type	Housing subsidy
Programme components	
Conditionalities	
Targeting methods	Categorical
Targeted areas	Nationwide
Target groups	Old-age pensioners and persons living with severe disabilities [1]
Coverage	14 (2016-2017) [1]
Eligibility criteria	Applicants must be Cook Islands nationals or permanent residents, in addition to being recipients of the old age pension or the infirm benefit [1]
Eligibility reassessment (if any)	An initial assessment is carried out before the assistance is awarded, and then social welfare officers carry out ongoing checks to ensure that the project requirements are met. At the end of the project, another completion report is submitted to Ministry of Internal Affairs headquarter [1]
Type of benefits	In-kind (structural improvements to homes to allow for better accessibility) [1]
Amount of benefits	Case-by-case basis, depending on structural and other costs. Maximum of NZD5,000 per project [1]
Payment/delivery frequency	One-off payment [1]
Benefits delivery mechanism	Payment is done directly to the vendors or suppliers of construction materials [1]
Benefits Recipient	Beneficiaries themselves [1]
Minimum and maximum duration of benefits (if any)	
Programme expenditure	NZD100,000.00 (2017-2018) [2]
Involved institutions and agencies	Ministry of Internal Affairs; private contractors; outer islands councils (with teams dedicated to infrastructure and construction work) [1]
Monitoring and evaluation mechanisms and frequency	Welfare officers report to the Ministry of Internal Affairs headquarters on the project. Welfare officers need to be present when the project begins to ensure that it is being carried out according to building code requirements. In outer islands, where there are island councils, they also support the monitoring efforts [1]
References	[1] Personal communication. [2] Cook Islands Government. 2017. <i>Budget Estimates 2017/2018 - Book 1. Appropriation Bill. Appropriations and Commentary</i> . < <a href="https://bit.ly/2T0tMsK">https://bit.ly/2T0tMsK</a> >. Accessed 19 November 2018.

# FIJI

## 1. Bus Fare Subsidy

Country	Fiji
Programme	Bus Fare Subsidy
Geographic area	East Asia and Pacific
Previous programme name (if any)	
Start date	2011 [ 1 ]
Programme objectives	To assist the elderly and people living with disabilities with their mobility [ 2 ]
Programme type	Transport subsidy
Programme components	
Conditionalities	
Targeting methods	Categorical
Targeted areas	Nationwide
Target groups	Elderly persons and persons with disabilities [ 2 ]
Coverage	46,750 (44,784 elderly persons and 1,966 persons with disabilities) in 2015 [ 1 ]
Eligibility criteria	Must be 60 years and over, or a person with a permanent disability, as attested by a letter from the Fiji National Council for Disabled Persons [ 2 ]
Eligibility reassessment (if any)	
Type of benefits	Subsidy (reduced prices in public transportation) [ 2 ]
Amount of benefits	Bus card—Persons aged 60 years and older receive a 50 per cent subsidy on bus fare, while persons with disabilities travel on public buses for free using the card [ 2 ]
Payment/delivery frequency	
Benefits delivery mechanism	Bus cards are delivered to beneficiaries, who should present them when boarding the bus [ 1 ]
Benefits Recipient	Beneficiaries themselves
Minimum and maximum duration of benefits (if any)	
Programme expenditure	FJD150,000 (2015) [ 1 ]
Involved institutions and agencies	Ministry of Women, Children, and Poverty Alleviation, Family Services Division, and Fiji Bus Operators Association [ 1 ]
Monitoring and evaluation mechanisms and frequency	
References	[ 1 ] Fiji Government. 2015. "OVER 46,000 BENEFIT FROM GOVT'S BUS FARE SUBSIDY". The Fijian Government website. < <a href="https://bit.ly/2Q1p9NB">https://bit.ly/2Q1p9NB</a> >. Accessed 19 August 2018. [ 2 ] Ministry of Women, Children and Poverty Alleviation. n.d. "Social welfare: other assistance". MWCPA website. < <a href="https://bit.ly/2r9210U">https://bit.ly/2r9210U</a> >. Accessed 19 November 2018.

## 2. Care and Protection

Country	Fiji
Programme	Care and Protection
Geographic area	East Asia and Pacific
Previous programme name (if any)	None
Start date	2008 [1]
Programme objectives	To ensure that dependent children are cared for and not deprived of their right to education, health and other basic needs
Programme type	Conditional cash transfer and food subsidy
Programme components	In addition to the cash benefits, food vouchers are also provided [1]
Conditionalities	Children must be enrolled in and attending school [2]
Targeting methods	Categorical, means-tested [2]
Targeted areas	Nationwide [2]
Target groups	Children from struggling households who live in difficult circumstances [2]
Coverage	Total number of children per year: 4,608 (2014); 3,398 (2016); and 4,696 (2017) [1]
Eligibility criteria	The following groups of children are eligible: children of single mothers, deserted spouses, widows and prisoners' dependents living in or on verge of destitution and with no source of income, children under the care of the State; children in foster care or cared by a guardian [2]
Eligibility reassessment (if any)	Yearly [2]
Type of benefits	Cash and food voucher [2]
Amount of benefits	The transfer value varies, up to a ceiling of FJD110 per family per month: <ul style="list-style-type: none"> <li>• FJD25 to children not in school</li> <li>• FJD30 to children in primary school</li> <li>• FJD40 to children in secondary school</li> <li>• FJD60 to children with disabilities [2]</li> </ul> Benefit levels were readjusted to a minimum of FJD29 and ceiling of FJD69 per child per month. [3] Beneficiaries also receive food vouchers of FJD 50 [4] Children in institutional residential care receive FJD120 per child per month [5]
Payment/delivery frequency	Monthly. [2] Food vouchers are valid for 60 days [6]
Benefits delivery mechanism	Bank transfer for the cash payments. [2] The food voucher can be redeemed at post offices and postal agencies [6]
Benefits Recipient	Parent/legal guardian of the child
Minimum and maximum duration of benefits (if any)	Programme guidelines specify a maximum duration of 5 years, though in practice beneficiaries stay in the programme for as long as they remain eligible [2]
Programme expenditure	FJD6,807,589 (2017/2018) [1]
Involved institutions and agencies	Department of Social Welfare (DSW) [2]
Monitoring and evaluation mechanisms and frequency	Review is office-based, and information updates are carried out from the programme headquarters in Suva [1]



---

## References

- [1] Personal communication.
- [2] UNICEF Pacific and Fiji Ministry of Women, Children and Poverty Alleviation. 2015. *Child-sensitive Social Protection in Fiji: Assessment of the Care and Protection Allowance*. Suva: United Nations Children's Fund and Ministry of Women, Children and Poverty Alleviation. <<https://uni.cf/2RfDyST>>. Accessed 19 November 2018.
- [3] Fatiaki, Rupeni. 2016. "Financing ASP: Fiji's Case – TC Winston in 2016. Financial Tools and Approaches for Shock-responsive Safety Nets". Presentation at the South-South Learning Forum 2018, Frankfurt, Germany. <<https://bit.ly/2AqzRTe>>. Accessed 19 November 2018.
- [4] Mansur, Aisha, Jesse Doyle, and Oleksiy Ivaschenko. 2017. "Social Protection and Humanitarian Assistance Nexus for Disaster Response: Lessons Learnt from Fiji's Tropical Cyclone Winston". *Social Protection & Labor Discussion Paper No. 1701*. Washington D.C.: World Bank. <<https://bit.ly/2r9tyzm>>. Accessed 19 November 2018.
- [5] Ministry of Women, Children and Poverty Alleviation. 2015. "Increase In Allowance For Kids In Residential Care". *Fiji Sun Online*, 24 December 2015. <<https://bit.ly/2T0vCtE>>. Accessed 19 November 2018.
- [6] Ministry of Women, Children and Poverty Alleviation. n.d. "Social welfare: other assistance". MWCPA website. <<https://bit.ly/2r9210U>>. Accessed 19 November 2018.
-

### 3. Food Voucher for Rural Pregnant Women

Country	Fiji
Programme	Food Voucher for Rural Pregnant Women
Geographic area	East Asia and Pacific
Previous programme name (if any)	
Start date	2014 [1]
Programme objectives	To improve maternal health and provide basic nutrition needs during pregnancy, and to encourage pregnant women in rural areas to register early in their health facilities to avoid later complications during later stages of pregnancy or during childbirth [1]
Programme type	Food subsidy
Programme components	
Conditionalities	Attendance to pre- and post-natal care sessions in rural health facilities [2]
Targeting methods	Categorical, geographical
Targeted areas	Rural areas of Fiji [1]
Target groups	Pregnant women
Coverage	4,221 mothers (2015) [5]
Eligibility criteria	Pregnant women who visit rural health facilities regularly for pre- and post-natal care, including 'high risk' pregnant women who are referred to urban hospitals. No income criterion is applied, but recipients should not be beneficiaries of other social welfare programmes [2]
Eligibility reassessment (if any)	
Type of benefits	<b>Food voucher:</b> Each recipient will be eligible to receive 10 vouchers, depending on the number of months they visit the health facilities. There can be more than one eligible recipient in the same household. In lieu of food vouchers, cash vouchers or direct bank payments will be provided, if authorised food vendors as per the MSWWPA agreement are not available [2]
Amount of benefits	FJD50 per month for 10 months [3] [4]
Payment/delivery frequency	Monthly [3]
Benefits delivery mechanism	Vouchers can be redeemed at postal offices [3]
Benefits Recipient	Beneficiaries themselves
Minimum and maximum duration of benefits (if any)	Anywhere between the three first trimesters of pregnancy up to the first month of post-natal care [3]
Programme expenditure	FJD1 million (2015) [5]
Involved institutions and agencies	Ministry for Women, Children and Poverty Alleviation (formerly known as MSWWPA); Ministry of Health and Medical Services (formerly known as MoH) [2]
Monitoring and evaluation mechanisms and frequency	



---

**References**

- [1] Ministry of Women, Children and Poverty Alleviation. 2014. "Welfare expands food voucher program". MWCPA website. <<https://bit.ly/2PWW8i0>>. Accessed 19 November 2018.
- [2] Ministry of Women, Children and Poverty Alleviation. n.d. "FOOD VOUCHERS FOR RURAL PREGNANT MOTHERS". MWCPA website. <<https://bit.ly/2KBayT5>>. Accessed 19 November 2018.
- [3] Ministry of Women, Children and Poverty Alleviation. 2014. "Programme helps rural pregnant women". MWCPA website. <<https://bit.ly/2P2SCSO>>. Accessed 19 November 2018.
- [4] Fatiaki, Rupeni. 2016. "Financing ASP. Fiji's Case – TC Winston in 2016. Financial Tools and Approaches for Shock-responsive Safety Nets". Presentation at the South-South Learning Forum 2018, Frankfurt, Germany. <<https://bit.ly/2AqzRTe>>. Accessed 19 November 2018.
- [5] Mansur, Aisha, Jesse Doyle, and Oleksiy Ivaschenko. 2017. "Social Protection and Humanitarian Assistance Nexus for Disaster Response: Lessons Learnt from Fiji's Tropical Cyclone Winston". *Social Protection & Labor Discussion Paper No. 1701*. Washington D.C.: World Bank. <<https://bit.ly/2r9tyzm>>. Accessed 19 November 2018.
-

## 4. Poverty Benefit Scheme

Country	Fiji
Programme	Poverty Benefit Scheme
Geographic area	East Asia and Pacific
Previous programme name (if any)	Family Assistance Programme [1]
Start date	2013 [1] [2]
Programme objectives	To improve the welfare of poor households
Programme type	Conditional cash transfer, food subsidy, training
Programme components	Food vouchers and training are provided to beneficiaries in addition to the cash benefit [3]
Conditionalities	The head of the household must declare the number of able-bodied persons in the household so they can be identified for skills training [3]
Targeting methods	PMT [2]
Targeted areas	Nationwide
Coverage	18,093 (2014); 23,793 (2016); and 25,259 (2017) [4]
Target groups	Poor households [3]
Eligibility criteria	Applicants must meet the requirements in their score card (related to assets, land ownership, and household items) developed by the Department of Social Welfare. They must also agree to home visitations by social welfare officers [4]
Eligibility reassessment (if any)	Each household can remain in this programme for a maximum of three years. During this period, able-bodied individuals in the household shall be identified for skills training under the 'Graduation' programme [2]
Type of benefits	Cash and food voucher [3]
Amount of benefits	Benefits vary from FJD35 to FJD127 per household, plus a FJD50 food voucher per household [5]
Payment/delivery frequency	Monthly [3]
Benefits delivery mechanism	The cash amount is paid directly to the bank account of the beneficiary [3] Food vouchers can be redeemed at post offices/postal agencies [6]
Benefits Recipient	Heads of household or spouses, as determined by the family [3]
Minimum and maximum duration of benefits (if any)	Up to 3 years [3]
Programme expenditure	FJD 22 million (2014); FJD23.2 million (2016-2017); FJD38.1 million (2017-2018) [4]
Involved institutions and agencies	Ministry of Women, Children, and Poverty Alleviation, Family Services Division [3]
Monitoring and evaluation mechanisms and frequency	Every applicant is visited by welfare officers to determine eligibility. Monitoring is conducted by welfare officers [4]
References	[1] Fiji Government. 2014. "POVERTY BENEFIT SCHEME ENSURES OBJECTIVITY IN SELECTION CRITERIA". The Fijian Government website. < <a href="https://bit.ly/2DNdJ8Q">https://bit.ly/2DNdJ8Q</a> >. Accessed 19 November 2018. [2] Mansur, Aisha, Jesse Doyle, and Oleksiy Ivaschenko. 2017. "Social Protection and Humanitarian Assistance Nexus for Disaster Response: Lessons Learnt from Fiji's Tropical Cyclone Winston". <i>Social Protection &amp; Labor Discussion Paper</i> No. 1701. Washington D.C.: World Bank. [3] Ministry of Women, Children and Poverty Alleviation. n.d. "Poverty Benefit Scheme". MWCPA website. < <a href="https://bit.ly/2DJS5IQ">https://bit.ly/2DJS5IQ</a> >. Accessed 19 November 2018. [4] Personal communication. [5] Fatiaki, Rupeni. 2016. "Financing ASP. Fiji's Case – TC Winston in 2016. Financial Tools and Approaches for Shock-responsive Safety Nets". Presentation at the South-South Learning Forum 2018, Frankfurt, Germany. < <a href="https://bit.ly/2AqzRTe">https://bit.ly/2AqzRTe</a> >. Accessed 19 November 2018. [6] Ministry of Women, Children and Poverty Alleviation. n.d. "Social welfare: other assistance". MWCPA website. < <a href="https://bit.ly/2r9210U">https://bit.ly/2r9210U</a> >. Accessed 19 November 2018.

## 5. Social Pension Scheme

Country	Fiji
Programme	Social Pension Scheme
Geographic area	East Asia and Pacific
Previous programme name (if any)	Expanded Food Voucher Programme [1]
Start date	2013 [2]
Programme objectives	To assist elderly citizens who do not receive any other form of government assistance or pension support [3]
Programme type	Unconditional cash transfer
Programme components	
Conditionalities	
Targeting methods	Categorical
Targeted areas	Nationwide
Target groups	Elderly persons
Coverage	34,002 people (2017) [3]
Eligibility criteria	Elderly persons aged 65 years and older, who have no source of income and do not receive any form of government assistance or pension support [1] [3]
Eligibility reassessment (if any)	
Type of benefits	Cash [1]
Amount of benefits	FJD100 [1] [3]
Payment/delivery frequency	Monthly [3]
Benefits delivery mechanism	Payments are made electronically [1]
Benefits Recipient	Beneficiaries themselves
Minimum and maximum duration of benefits (if any)	Until the beneficiary passes away [2]
Programme expenditure	FJD37.2 million (2017-2018) [3]
Involved institutions and agencies	Ministry of Women, Children, and Poverty Alleviation, Family Services Division [1]
Monitoring and evaluation mechanisms and frequency	
References	[1] Ministry of Women, Children and Poverty Alleviation. n.d. "Social Pension Scheme (SPS)". MWCPA website. < <a href="https://bit.ly/2Sg1bem">https://bit.ly/2Sg1bem</a> >. Accessed 19 November 2018. [2] Personal communication. [3] Fatiaki, Rupeni. 2016. "Financing ASP: Fiji's Case – TC Winston in 2016. Financial Tools and Approaches for Shock-responsive Safety Nets". Presentation at the South-South Learning Forum 2018, Frankfurt, Germany. < <a href="https://bit.ly/2AqzRTe">https://bit.ly/2AqzRTe</a> >. Accessed 19 November 2018.



# KIRIBATI

## 1. Copra Fund Subsidy

Country	Kiribati
Programme	Copra Fund Subsidy
Geographic area	East Asia and Pacific
Previous programme name (if any)	
Start date	Mid-1990s [ 1 ]
Programme objectives	Support copra farming and mitigate the rural-urban movement through the provision of a minimum purchase price to copra farmers. The subsidy is based on volume rather than need [ 1 ]
Programme type	Purchases from smallholder farmers
Programme components	
Conditionalities	
Targeting methods	Self-targeting
Targeted areas	Outer Islands
Target groups	Working-age population: copra producers in the outer islands [ 2 ]
Coverage	
Eligibility criteria	
Eligibility reassessment (if any)	
Type of benefits	Cash
Amount of benefits	The government offers a minimum purchase price of AUD0.70. The total amount of the benefit is determined by various factors, including household composition and land size [ 2 ]
Payment/delivery frequency	Weekly [ 3 ]
Benefits delivery mechanism	Payments are made through Copra Purchase Returns from Copra Societies or Copra Coordinator. They are paid from the Island State Fund Account, controlled by the Island Treasurer [ 3 ]
Benefits Recipient	Beneficiaries themselves
Minimum and maximum duration of benefits (if any)	As long as beneficiaries are involved in copra farming [ 3 ]
Programme expenditure	AUD4.54 million or 2.8 per cent of GDP (2009 [ 2 ])
Involved institutions and agencies	Ministry of Commerce; Kiribati Copra Society; Islands Councils [ 3 ]
Monitoring and evaluation mechanisms and frequency	Monitoring is carried out using existing databases that are able to determine the balance of funds for every council [ 3 ]
References	[ 1 ] ESCAP. 2013. <i>Income Support Schemes in Pacific Island Countries: A Brief Overview</i> . Bangkok: United Nations Economic and Social Commission for Asia and the Pacific. < <a href="https://goo.gl/7dZN5B">https://goo.gl/7dZN5B</a> >. Accessed 19 November 2018. [ 2 ] Kidd, Stephen, and Ueantabo Mackenzie. 2012. "Kiribati country case study". <i>AusAID Pacific social protection series: poverty, vulnerability and social protection in the Pacific</i> . Canberra: Australian Agency for International Development. < <a href="https://goo.gl/4D6i9j">https://goo.gl/4D6i9j</a> >. Accessed 19 November 2018. [ 3 ] Personal communication.

## 2. Elderly Fund Scheme

Country	Kiribati
Programme	Elderly Fund Scheme
Geographic area	East Asia and Pacific
Previous programme name (if any)	
Start date	2004 [1]
Programme objectives	To provide formal care support to elderly persons, in line with traditional Kiribati kinship support [1]
Programme type	Unconditional cash transfer
Programme components	
Conditionalities	
Targeting methods	Categorical
Targeted areas	Nationwide
Target groups	Elderly
Coverage	3,344, 63 per cent of whom were women (2015), 4,720, 53 per cent of whom were women (2016) [2]
Eligibility criteria	Applicants must live in Kiribati (including Christmas Island and other islands within Kiribati jurisdiction) and be aged 65 years and above [2]
Eligibility reassessment (if any)	
Type of benefits	Cash [2]
Amount of benefits	AUD50 for people aged 65-69; AUD60 for those over 70 [2]
Payment/delivery frequency	Monthly [3]
Benefits delivery mechanism	Recipients collect their monthly allowance from their respective island councils. Welfare officers deliver allowances directly to mobility-impaired beneficiaries' homes [2]
Benefits Recipient	Recipients themselves
Minimum and maximum duration of benefits (if any)	From 65 years of age until death [2]
Programme expenditure	AUD2.9 million in 2016 [2]
Involved institutions and agencies	Ministry of Women, Youth and Social Affairs (MWYSA) [2]
Monitoring and evaluation mechanisms and frequency	Monitoring is only focused on account reconciliation and is carried out by the Ministry of Finance and MWYSA at the end of each month [2]
References	[1] Kidd, Stephen, and Ueantabo Mackenzie. 2012. "Kiribati country case study". <i>AusAID Pacific social protection series: poverty, vulnerability and social protection in the Pacific</i> . Canberra: Australian Agency for International Development. < <a href="https://goo.gl/hSMAoC">https://goo.gl/hSMAoC</a> >. Accessed 19 November 2018. [2] Personal communication. [3] DFAT. 2014. <i>Kiribati Program Poverty Assessment</i> . < <a href="https://goo.gl/sPrULH">https://goo.gl/sPrULH</a> >. Accessed 19 November 2018.

### 3. Free Education

Country	Kiribati
Programme	Free Education
Geographic area	East Asia and Pacific
Previous programme name (if any)	School Fees Subsidy [1]
Start date	2016, second term [1]
Programme objectives	To support the education of children in the country, ensuring that children within the compulsory ages are attending school, especially those aged 10-12 [1]
Programme type	Educational fee waiver
Programme components	
Conditionalities	Child must be enrolled in and attending registered senior secondary schools at the ages of 10-12 [1]
Targeting methods	Categorical
Targeted areas	Nationwide
Target groups	Children
Coverage	
Eligibility criteria	School-age children (10-12 years old—equivalent to grades 4, 5, and 6), who pass annual Junior Secondary Certificate and Kiribati National Certificate examinations are eligible. The Examination and Assessment Unit has a special assessment for Kiribati students returning from overseas and who wish to continue their formal education in Kiribati at ages 10, 11 and 12. They need to pass this assessment to confirm their eligibility to the Free Education programme [1]
Eligibility reassessment (if any)	
Type of benefits	Payment of school fees [1]
Amount of benefits	Depends on the prescribed fee in each school [1]
Payment/delivery frequency	Payments are made every quarter or every semester [1]
Benefits delivery mechanism	The Ministry of Education processes payments directly to the bank accounts of registered schools [1]
Benefits Recipient	Children themselves and relevant schools [1]
Minimum and maximum duration of benefits (if any)	As long as the child (10-12 years) remains in school, and has passed the JSC and KNC exams, the child will receive free education [1]
Programme expenditure	Approximately AUD2.3 million per year [1]
Involved institutions and agencies	Ministry of Education [1]
Monitoring and evaluation mechanisms and frequency	Registered schools send reports every end of terms or semesters. Students transferring to other schools have to submit transfer forms to the Ministry of Education's Senior Secondary Schools Unit [1]
Reference	[1] Personal communication.

# NAURU

## 1. Birth Claim

Country	Nauru
Programme	Birth Claim
Geographic area	East Asia and Pacific
Previous programme name (if any)	
Start date	2005 [1]
Programme objectives	To support both mothers and children through the purchase of a 'newborn starter kit' [1]
Programme type	Unconditional cash transfer
Programme components	
Conditionalities	
Targeting methods	Categorical
Targeted areas	Nationwide [2]
Target groups	Mothers and newborn babies [2]
Coverage	341 (filed claims in 2010-2011); 325 mothers received benefits in 2009 [1]
Eligibility criteria	Mothers to newborn babies who have received a birth notification or certificate for their child. [2] Mothers need to present the baby's birth certificate to receive the benefit. [1]
Eligibility reassessment (if any)	
Type of benefits	Cash [1]
Amount of benefits	AUD100 [1]
Payment/delivery frequency	One-off claim [1]
Benefits delivery mechanism	Funds collected from the Treasury [2]
Benefits Recipient	Mothers [2]
Minimum and maximum duration of benefits (if any)	One-off payment after childbirth [2]
Programme expenditure	AUD40,000 (2011-12 revised budget) AUD35,000 (2012-13 budget) [3]
Involved institutions and agencies	Finance Department [1]
Monitoring and evaluation mechanisms and frequency	No monitoring system in place as it is a one-off payment [2]
References	[1] Julie June Olsson. 2012. <i>Nauru: Updating and Improving the Social Protection Index</i> . Asian Development Bank. < <a href="https://goo.gl/7s3rW2">https://goo.gl/7s3rW2</a> >. Accessed 19 November 2018. [2] Personal communication. [3] Republic of Nauru. 2012. "2012-13 Budget and The Estimates of Revenue and Expenditure." <i>Budget Paper 1</i> . < <a href="https://goo.gl/Uw4uUj">https://goo.gl/Uw4uUj</a> >. Accessed 19 November 2018.

## 2. Death claim

Country	Nauru
Programme	Death Claim
Geographic area	East Asia and Pacific
Previous programme name (if any)	
Start date	2005. In 2010-2011, an added benefit for stillborn babies was also introduced [ 1 ]
Programme objectives	To provide assistance for funeral arrangements [ 1 ]
Programme type	Unconditional cash transfer [ 1 ]
Programme components	
Conditionalities	
Targeting methods	Categorical
Targeted areas	Nationwide [ 1 ]
Target groups	Families of deceased people [ 1 ]
Coverage	In 2010-11, 79 claims were filed, in addition to seven stillbirth claims [ 1 ]
Eligibility criteria	Spouses or family members of the deceased may file the claim [ 1 ]
Eligibility reassessment (if any)	
Type of benefits	Cash [ 1 ]
Amount of benefits	AUD2,000 is granted for death claims and AUD500 for stillbirth claims [ 1 ]
Payment/delivery frequency	One-off claim [ 1 ]
Benefits delivery mechanism	
Benefits Recipient	Spouses or family members [ 1 ]
Minimum and maximum duration of benefits (if any)	One-off payment [ 1 ]
Programme expenditure	AUD162,500 (2011-12 revised budget) AUD130,000 (2012-13 budget) [ 2 ]
Involved institutions and agencies	Finance Department [ 1 ]
Monitoring and evaluation mechanisms and frequency	
References	[ 1 ] Julie June Olsson. 2012. <i>Nauru: Updating and Improving the Social Protection Index</i> . Asian Development Bank. < <a href="https://goo.gl/T6qwD4">https://goo.gl/T6qwD4</a> >. Accessed 19 November 2018. [ 2 ] Republic of Nauru. 2012. "2012-13 Budget and The Estimates of Revenue and Expenditure." <i>Budget Paper 1</i> . < <a href="https://goo.gl/UCtdNJ">https://goo.gl/UCtdNJ</a> >. Accessed 19 November 2018.

### 3. Disability Allowance

Country	Nauru
Programme	Disability Allowance
Geographic area	East Asia and Pacific
Previous programme name (if any)	
Start date	2008 [ 1 ]
Programme objectives	To support persons with severe disabilities to meet their daily needs [ 3 ]
Programme type	Unconditional cash transfer
Programme components	
Conditionalities	
Targeting methods	Categorical
Targeted areas	National
Target groups	Persons living with severe disabilities
Coverage	66 (2009) [ 1 ]
Eligibility criteria	Applicants must not be receiving income from other sources, such as another benefit/ allowance, or from employment. Potential beneficiaries must be interviewed by the Disability Committee, with a panel composed of a doctor, one hospital staff and usually the head nurse. Questions on the applicants' ability to dress, clean, feed and walk by themselves are asked; only those people who answer the four questions negatively are considered severely disabled and thus eligible to receive the benefits. Other criteria were set to be considered as well, including one's ability to communicate for basic needs. [ 1 ] Determination falls under the purview of the Ministry of Health and final endorsement is given by the Minister [ 3 ]
Eligibility reassessment (if any)	Benefit ceases upon gaining employment or receiving income from other sources [ 4 ]
Type of benefits	Cash
Amount of benefits	AUD400 monthly [ 2 ]
Payment/delivery frequency	Biweekly [ 2 ]
Benefits delivery mechanism	Funds collected from the Treasury [ 3 ]
Benefits Recipient	
Minimum and maximum duration of benefits (if any)	Recipients receive benefits until death, unless their circumstances change [ 1 ]
Programme expenditure	AUD166,875 (2011-12 revised budget) AUD270,400 (2012-13 budget) [ 1 ]
Involved institutions and agencies	Finance Department [ 1 ]
Monitoring and evaluation mechanisms and frequency	
References	<p>[ 1 ] Julie June Olsson. 2012. <i>Nauru: Updating and Improving the Social Protection Index</i>. Asian Development Bank. &lt;<a href="https://goo.gl/VfCnnu">https://goo.gl/VfCnnu</a>&gt;. Accessed 19 November 2018.</p> <p>[ 2 ] NPDO. 2015. Nauru Persons Disability Organisation [NPDO] submission to the Universal Periodic Review for Nauru's UPR. &lt;<a href="https://goo.gl/dmZvpo">https://goo.gl/dmZvpo</a>&gt;. Accessed 19 November 2018.</p> <p>[ 3 ] Personal communication.</p> <p>[ 4 ] Republic of Nauru. 2012. "2012-13 Budget and The Estimates of Revenue and Expenditure." <i>Budget Paper 1</i>. &lt;<a href="https://goo.gl/afMZVf">https://goo.gl/afMZVf</a>&gt;. Accessed 19 November 2018.</p>

## 4. Elderly Allowance

Country	Nauru
Programme	Elderly Allowance
Geographic area	East Asia and Pacific
Previous programme name (if any)	
Start date	2005 [1]
Programme objectives	Support financial independence of the elderly population [2]
Programme type	Unconditional cash transfer.
Programme components	
Conditionalities	
Targeting methods	Categorical
Targeted areas	National
Target groups	Elderly [1]
Coverage	138 (2009) [1]
Eligibility criteria	Persons aged 60 and over are eligible for the benefits. Applicants must not have another source of income or any other social welfare benefit [1]
Eligibility reassessment (if any)	
Type of benefits	Cash
Amount of benefits	AUD200 (60-68 years); AUD250 (69 years and over) every month [2]
Payment/delivery frequency	Half of the payment delivered biweekly
Benefits delivery mechanism	Benefits are deposited in beneficiaries' bank accounts
Benefits Recipient	Beneficiaries themselves
Minimum and maximum duration of benefits (if any)	Beneficiaries receive benefits until death
Programme expenditure	AUD582,525 (2011-12 revised budget) AUD747,600 (2012-13 budget) [3]
Involved institutions and agencies	Finance Department [1]
Monitoring and evaluation mechanisms and frequency	
References	[1] Julie June Olsson. 2012. <i>Nauru: Updating and Improving the Social Protection Index</i> . Asian Development Bank. < <a href="https://goo.gl/F21Dyv">https://goo.gl/F21Dyv</a> >. Accessed 19 November 2018. [2] Personal communication. [3] Republic of Nauru. 2012. "2012-13 Budget and The Estimates of Revenue and Expenditure." <i>Budget Paper 1</i> . < <a href="https://goo.gl/2m74WR">https://goo.gl/2m74WR</a> >. Accessed 19 November 2018.

## 5. School Meals

Country	Nauru
Programme	School Meals
Geographic area	East Asia and Pacific
Previous programme name (if any)	
Start date	2013 [1]
Programme objectives	Improve the nutritional intake and school attendance of Nauruan children [1]
Programme type	School Feeding Programme
Programme components	
Conditionalities	
Targeting methods	Categorical
Targeted areas	National
Target groups	Children
Coverage	
Eligibility criteria	Prior to the start of the new government-funded school meals programme, donor-funded school meals were provided to children enrolled in and attending school, from K1 to primary level [2]
Eligibility reassessment (if any)	
Type of benefits	Food
Amount of benefits	Daily meals are provided on school days [1]
Payment/delivery frequency	Daily
Benefits delivery mechanism	Meals provided at schools
Benefits Recipient	Students
Minimum and maximum duration of benefits (if any)	
Programme expenditure	AUD700,000 (2012-2013) [1]
Involved institutions and agencies	
Monitoring and evaluation mechanisms and frequency	
References	<p>[1] Republic of Nauru. 2012. "2012-13 Budget and The Estimates of Revenue and Expenditure." <i>Budget Paper 1</i>. &lt;<a href="https://goo.gl/PmJe7B">https://goo.gl/PmJe7B</a>&gt;. Accessed 19 November 2018.</p> <p>[2] Julie June Olsson. 2012. <i>Nauru: Updating and Improving the Social Protection Index</i>. Asian Development Bank. &lt;<a href="https://goo.gl/GCkAT7">https://goo.gl/GCkAT7</a>&gt;. Accessed 19 November 2018.</p>



## 1. Child Allowance

Country	Niue
Programme	Child Allowance
Geographic area	East Asia and Pacific
Previous programme name (if any)	
Start date	1995 [1]
Programme objectives	The benefit is provided for the maintenance, education or welfare of the child [1]
Programme type	Conditional cash transfer
Programme components	
Conditionalities	Children must attend a public school (Niue ECE, primary and secondary schools) [2]; or unless—as stipulated in Child Allowance Act (1995)—a child is not required/unable to attend school, then a decision is made by the Director (upon the advice of the Welfare Committee) whether or not the child qualifies
Targeting methods	Categorical [1]
Targeted areas	Nationwide [2]
Target groups	Children (up until the age of 18) [1]
Coverage	
Eligibility criteria	Eligible children are those who are permanent residents in the country and those who are: (a) Niuean by descent; (b) permanent residents of Niue; or (c) New Zealand citizens. Qualifying children may apply for a child allowance. They must be: (a) permanent residents in Niue; (b) not married; (c) financially dependent; and (d) attending a recognised school in Niue [1]
Eligibility reassessment (if any)	
Type of benefits	Cash [2]
Amount of benefits	NZD340 per year [2]
Payment/delivery frequency	NZD85 are paid each quarter [2]
Benefits delivery mechanism	Bank transfer [2]
Benefits Recipient	Payments are made primarily to mothers. Payments are made to fathers only if they are the guardians of the child and/or if the mother has passed away, left the family or lives abroad [1]
Minimum and maximum duration of benefits (if any)	Until the child leaves school at the age of 18 [2]
Programme expenditure	
Involved institutions and agencies	Community Affairs/Services Division (Department of Justice) Ministry of Social Services [2]
Monitoring and evaluation mechanisms and frequency	The Community Affairs Division works together with schools to confirm the attendance of children. The Immigration Department supports monitoring by tracking movements. The Division also uses local networks to verify community members. If all methods fail, then the allowance is suspended [2]
References	[1] Niue Child Allowance Act 1995. < <a href="https://goo.gl/tozDFW">https://goo.gl/tozDFW</a> >. Accessed 19 November 2018. [2] Personal communication.

## 2. Community Health

Country	Niue
Programme	Community Health
Geographic area	East Asia and Pacific
Previous programme name (if any)	
Start date	1989 [1]
Programme objectives	Provide free health services to all residents, limited to non-surgical and non-emergency treatments [1]
Programme type	Non-contributory health insurance [1]
Programme components	
Conditionalities	
Targeting methods	Categorical
Targeted areas	Nationwide [1]
Target groups	All residents [1]
Coverage	
Eligibility criteria	All permanent residents [1]
Eligibility reassessment (if any)	
Type of benefits	Free medical service, limited to non-surgical and non-emergency treatments [1]
Amount of benefits	Depends on the service provided [1]
Payment/delivery frequency	Upon request/when needed by the individual [1]
Benefits delivery mechanism	Services through Niue Ffoo hospital [1]
Benefits Recipient	All residents
Minimum and maximum duration of benefits (if any)	The services are available for as long as the beneficiaries reside in the country [1]
Programme expenditure	
Involved institutions and agencies	Department of Health [1]
Monitoring and evaluation mechanisms and frequency	
Reference	[1] Personal communication.

### 3. Newborn and Infant Grant

Country	Niue
Programme	Newborn and Infant Grant
Geographic area	East Asia and Pacific
Previous programme name (if any)	
Start date	2015 [1]
Programme objectives	Support parents with the needs of their newborn babies, especially during the first 3 months of life [1]
Programme type	Unconditional cash transfer
Programme components	
Conditionalities	
Targeting methods	Categorical
Targeted areas	Nationwide [1]
Target groups	Children; mothers of newborn babies [1]
Coverage	
Eligibility criteria	Children born in the country to a parent of Niuean descent; or who are permanent residents [1]
Eligibility reassessment (if any)	
Type of benefits	Cash [1]
Amount of benefits	NZD1,000 [1]
Payment/delivery frequency	NZD500 every two weeks, for one month [1]
Benefits delivery mechanism	Bank transfer [1]
Benefits Recipient	Mothers [1]
Minimum and maximum duration of benefits (if any)	One-off payment [1]
Programme expenditure	NZD40,000 annually [1]
Involved institutions and agencies	Community Affairs/Services Division (Department of Justice) Ministry of Social Services [1]
Monitoring and evaluation mechanisms and frequency	
Reference	[1] Personal communication.

#### 4. Pension Benefit

Country	Niue
Programme	Pension Benefit
Geographic area	East Asia and Pacific
Previous programme name (if any)	
Start date	1991 [ 1 ]
Programme objectives	To provide a pension for residents aged older than 60 years [ 1 ]
Programme type	Unconditional cash transfer [ 2 ]
Programme components	
Conditionalities	
Targeting methods	Categorical
Targeted areas	Nationwide [ 2 ]
Target groups	Elderly
Coverage	
Eligibility criteria	Applicants must be of Niuean descent or permanent residents, aged 60 years and over [ 1 ]
Eligibility reassessment (if any)	
Type of benefits	Cash [ 2 ]
Amount of benefits	Benefits are paid every two weeks according to the following rates per age group [ 2 ]: 60-69 years (NZD370); 70-79 years (NZD380); 80 years and over (NZD390)
Payment/delivery frequency	Every two weeks [ 1 ]
Benefits delivery mechanism	Bank transfer [ 2 ]
Benefits Recipient	Beneficiaries themselves
Minimum and maximum duration of benefits (if any)	Until beneficiaries permanently leave the island or pass away. Benefit recipients who leave the island for over three months lose the allowance but can re-apply upon return. Those who have left the country for more than a year have a stand down period of six months. Those who go overseas for medical treatments for longer than six months cease to receive the allowance, unless given special approval by the Minister for Social Services and Cabinet [ 2 ]
Programme expenditure	
Involved institutions and agencies	Community Affairs/Services Division (Department of Justice) Ministry of Social Services [ 2 ]
Monitoring and evaluation mechanisms and frequency	Monitoring is carried out by the Community Affairs Unit, with support from village councils and the Immigration Department regarding the movement of persons [ 2 ]
References	[ 1 ] Niue Pensions and benefits Act. 1991. [ 2 ] Personal communication.

## 5. Welfare Disability

Country	Niue
Programme	Welfare Disability
Geographic area	East Asia and Pacific
Previous programme name (if any)	
Start date	1995 [1]
Programme objectives	Support to the care needs of persons with disabilities [1]
Programme type	Unconditional cash transfer [1]
Programme components	
Conditionalities	
Targeting methods	Categorical
Targeted areas	Nationwide [1]
Target groups	People living with disabilities
Coverage	
Eligibility criteria	Beneficiaries must be certified by the Niue Hospital or Health Department regarding the severity of their disability. The application goes to the Welfare Committee (health/community affairs/treasury) which is coordinated by the Community Affairs/Services Division of the Ministry of Social Services [1]
Eligibility reassessment (if any)	The benefit ceases when the beneficiaries attain full-time employment [1]
Type of benefits	Cash [1]
Amount of benefits	NZD150-180 every two weeks [1]
Payment/delivery frequency	Every two weeks [1]
Benefits delivery mechanism	Bank transfer [1]
Benefits Recipient	Beneficiaries themselves
Minimum and maximum duration of benefits (if any)	Recipient receives the benefit until death, unless they obtain full-time employment, whereby the allowance is ceased [1]
Programme expenditure	
Involved institutions and agencies	Community Affairs/Services Division (Department of Justice) Ministry of Social Services [1]
Monitoring and evaluation mechanisms and frequency	The Community Affairs Division monitors people who are working. Once beneficiaries attain full-time employment, the allowance is ceased [1]
Reference	[1] Personal communication.

## 6. Welfare Special Benefit

Country	Niue
Programme	Welfare Special Benefit
Geographic area	East Asia and Pacific
Previous programme name (if any)	
Start date	2006 [1]
Programme objectives	To provide support to young mothers; persons caring for elderly people; and those on temporary employment or who have lost their job due to illness or other reasons [1]
Programme type	Unconditional cash transfer; unemployment benefit [1]
Programme components	
Conditionalities	Those who receive the allowance due to unemployment issues are required to find employment based on the list/requests from Community Affairs Division [1]
Targeting methods	Categorical, self-targeting
Targeted areas	Nationwide [1]
Target groups	Working-age population [1]
Coverage	
Eligibility criteria	Applicant must be of Niuean descent or a permanent resident, and fit into one of the following groups: young mothers; caregivers of elderly persons; or persons who cannot work or who have lost their jobs [1]
Eligibility reassessment (if any)	
Type of benefits	Cash [1]
Amount of benefits	NZD100 to NZD150 are paid every two weeks. Exceptional cases may be granted NZD300, pending cabinet approval [1]
Payment/delivery frequency	Every two weeks [1]
Benefits delivery mechanism	Bank transfer [1]
Benefits Recipient	Beneficiaries themselves
Minimum and maximum duration of benefits (if any)	Six months. Those on full-time employment or who leave the country cease to receive the allowance [1]
Programme expenditure	
Involved institutions and agencies	Community Affairs/Services Division (Department of Justice); Ministry of Social Services [1]
Monitoring and evaluation mechanisms and frequency	The Community Affairs Division monitors those that are working. Once they get full-time employment the allowance is ceased [1]
Reference	[1] Personal communication.

# PALAU

## 1. Severely Disabled Assistance Fund

Country	Palau
Programme	Severely Disabled Assistance Fund
Geographic area	East Asia and Pacific
Previous programme name (if any)	
Start date	2002 [1]
Programme objectives	To provide financial assistance to individuals in Palau who are homebound, wheelchair-bound and/or blind [1] [2]
Programme type	Unconditional cash transfer
Programme components	
Conditionalities	
Targeting methods	Categorical, means-tested
Targeted areas	Nationwide
Target groups	People living with disabilities
Coverage	326 (2004); 240 (2005); 236 (2006); 254 (2007); 267 (2008) [3]
Eligibility criteria	People living with disabilities including those resulting from accidents; those who are homebound, mentally ill, and wheelchair-bound. Individuals who receive other pensions or benefits are not eligible. Applications are reviewed by the Ministry of Health, which determines the severity of the disability. [2] The programme's regulations state that the applicant should also not have an income over AUD3,341.00 per year, but this condition is reportedly not verified [3]
Eligibility reassessment (if any)	
Type of benefits	Cash [1]
Amount of benefits	AUD100 for persons who require 24-hour care; AUD75 for other recipients [1]
Payment/delivery frequency	Monthly [1]
Benefits delivery mechanism	Cash payments [2]
Benefits Recipient	Recipients themselves [2]
Minimum and maximum duration of benefits (if any)	Recipient receive the benefit as long as their situation remains the same
Programme expenditure	USD298,000 in the 2018 fiscal year [4]
Involved institutions and agencies	Ministry of Community and Cultural Affairs [2]
Monitoring and evaluation mechanisms and frequency	The Screening Committee makes home visits and provides annual reports to the National Congress and the Office of the President [5]



---

## References

- [1] Republic of Palau. 2015. *An Act to Increase the Monthly Stipend for Individuals Receiving the Palau Severely Disabled Assistance Fund*. RPPL No. 9-55. <<https://goo.gl/y2iyNY>>. Accessed 19 November 2018.
- [2] Katosang, Mario. 2012. *Republic of Palau: Updating and Improving the Social Protection Index*. Asian Development Bank. <<https://goo.gl/y1Fvwz>>. Accessed 19 November 2018.
- [3] Office of the Public Auditor of the Republic of Palau. 2009. *Palau Severely Disabled Assistance Fund Program Audit Report for the Period October 1, 2003 through May 31, 2008*. <<https://goo.gl/nUJTmG>>. Accessed: 19 November 2018.
- [4] Republic of Palau. 2018. *Statement of Appropriations and Expenditures For the First Quarter Ended December 31, 2017*. <<https://goo.gl/ugfz9w>>. Accessed 19 November 2018.
- [5] UN Human Rights Council. 2016. *National Report Submitted in Accordance with Paragraph 5 of the Annex to Human Right Council Resolution 16/21: Palau*. <<https://goo.gl/pGweia>>. Accessed 19 November 2018.
-



# SAMOA

## 1. Senior Citizens Benefit Fund

Country	Samoa
Programme	Senior Citizens Benefit Fund
Geographic area	East Asia and Pacific
Previous programme name (if any)	
Start date	1990 [1]
Programme objectives	To provide universal pensions to elderly Samoan residents [1]
Programme type	Unconditional cash transfer
Programme components	Beneficiaries are also entitled to free healthcare and medicines provided by the government, and free travel on government-operated ferries between the islands of Upolu and Savai'i [1] [2]
Conditionalities	
Targeting methods	Categorical
Targeted areas	Nationwide
Target groups	Elderly persons aged 65 years and above [1]
Coverage	8,700 beneficiaries [3]
Eligibility criteria	Applicants must be Samoan citizens or permanent residents, aged 65 or older. Those who turned 65 while overseas must have resided continuously in Samoa for at least 90 days prior to application. To register, applicants must also hold the original copy of their birth certificates and a valid Samoan passport [1]
Eligibility reassessment (if any)	
Type of benefits	Cash
Amount of benefits	SAT135 (approximately USD59) per month [2]
Payment/delivery frequency	Monthly [1]
Benefits delivery mechanism	
Benefits Recipient	Recipient themselves
Minimum and maximum duration of benefits (if any)	Benefits cease for beneficiaries who are absent from Samoa for more than 30 days [1]
Programme expenditure	SAT14,094,000 per year or 0.9 per cent of GDP [3]
Involved institutions and agencies	Senior Citizen Benefit Scheme department under the Samoa National Provident Fund (SNPF) [1]
Monitoring and evaluation mechanisms and frequency	The accounts are audited and reported to Parliament annually [1]
References	[1] Amosa, Desmond and Michael Samson. 2012. "Samoa Country Case Study." The Australian Agency for International Development (AusAID). < <a href="https://goo.gl/TxL2UQ">https://goo.gl/TxL2UQ</a> >. Accessed 19 November 2018. [2] Government of Samoa. 2008. Consolidated Acts of Samoa 2008. National Provident Fund Act 1972. < <a href="https://goo.gl/NZkdHC">https://goo.gl/NZkdHC</a> >. [3] Pension Watch, n.d. Samoa Country Profile. < <a href="https://goo.gl/HT86s5">https://goo.gl/HT86s5</a> >. Accessed 17 January 2017.

## 2. School Fee Grant Scheme

Country	Samoa
Programme	School Fee Grant Scheme
Geographic area	East Asia and Pacific
Previous programme name (if any)	
Start date	January 2010 [ 1 ]
Programme objectives	To improve accessibility of basic schooling for students of Year 1 to Year 11, aiming to achieve universal free education [ 2 ]
Programme type	Educational fee waiver
Programme components	
Conditionalities	
Targeting methods	Categorical
Targeted areas	National
Target groups	Children (Students from grades 1 – 11) [ 2 ]
Coverage	163 schools [ 1 ]
Eligibility criteria	All primary and secondary schools are eligible (except private ones). <sup>2</sup>
Eligibility reassessment (if any)	
Type of benefits	Grants are provided to schools in order to eliminate fees. <sup>1</sup>
Amount of benefits	SAT 100 per student [ 1 ]
Payment/delivery frequency	Annual <sup>3</sup>
Benefits delivery mechanism	Bank transfer directly to the schools' bank accounts [ 1 ]
Benefits Recipient	Schools receive grants on behalf of the students [ 1 ]
Minimum and maximum duration of benefits (if any)	Grants are provided based on school enrolment for the previous year [ 1 ]
Programme expenditure	SAT 5.7 million (2015-2016 fiscal year) [ 4 ]
Involved institutions and agencies	The programme is managed by the Ministry of Education, Sports and Culture (MESC) [ 3 ] The programme receives financial assistance from the Governments of Australia and New Zealand [ 1 ]
Monitoring and evaluation mechanisms and frequency	The framework for monitoring the programme at school level involves indicators on costs and outputs (e.g.: changes in teaching and learning practices and materials; variations in enrollment and participation levels). At the ministerial level, gross and net enrolment, as well as dropout, retention and transition rates are to be monitored. At the end of the first three years an external review was to be conducted. [ 3 ] A mid-term review of the scheme was carried out [ 2 ]
References	[ 1 ] Aмоса, Desmond and Michael Samson. 2012. "Samoa Country Case Study." The Australian Agency for International Development (AusAID). < <a href="https://goo.gl/9fccwq">https://goo.gl/9fccwq</a> >. Accessed 19 November 2018. [ 2 ] CRIN. 2016. Samoa: <i>Children's Rights References in the Universal Periodic Review</i> . Child Rights International Network website. < <a href="https://goo.gl/HNsyLv">https://goo.gl/HNsyLv</a> >. Accessed 19 November 2018. [ 3 ] SSFGS Program Design Document. 2010. < <a href="https://goo.gl/xLz1z7">https://goo.gl/xLz1z7</a> >. Accessed 19 November 2018. [ 4 ] Government of Samoa. 2015. <i>Samoa Prime Minister and Minister of Finance 2015/16 Budget Address: Living Within Our Means</i> . Speech delivered in Parliament on 26 May 2015. Government of Samoa website. < <a href="https://goo.gl/CbxSxp">https://goo.gl/CbxSxp</a> >. Accessed 19 November 2018.

# SOLOMON ISLANDS

## 1. Free Basic Education

Country	Solomon Islands
Programme	Free Basic Education
Geographic area	East Asia and Pacific
Previous programme name (if any)	
Start date	2009 [1]
Programme objectives	Provide free primary and junior secondary education to all school-age children [2]
Programme type	Educational fee waiver
Programme components	
Conditionalities	
Targeting methods	Categorical
Targeted areas	Nationwide, but grants vary according to school location (urban or rural) [2]
Coverage	
Target groups	Children
Eligibility criteria	Children aged 6-15 (grade or year 1-9—primary and junior secondary education). Children qualify to the programme as long as they are enrolled and regularly attending school. [1] Public and private schools are eligible, as well as church authorities' schools
Eligibility reassessment (if any)	
Type of benefits	Educational fee waivers
Amount of benefits	Varies according to the fees and location of registered schools, as well as their educational level [1] [2] In addition to administration grants paid to schools, the following rates per child per year applied to public and church schools (in 2010): Early Childhood Centre—SBD60 Primary (rural school)—SBD320 Primary (school in urban area)—SBD520 Junior Secondary Day—SBD800 Junior Secondary Day (urban area)—SBD1000 Junior Secondary Boarding—SBD2140 [2]
Payment/delivery frequency	Biannual payments made to schools [1]
Benefits delivery mechanism	Bank transfer to schools' bank accounts [1]
Benefits Recipient	Schools receive the grants on behalf of the students
Minimum and maximum duration of benefits (if any)	Throughout students' primary and junior secondary education. Currently, this covers grades 1 through 9. However, the Ministry of Education plans to include the pre-primary year in a future review of the programme [1]
Programme expenditure	The total expenditure in 2017 was of SBD48,841,350.00. For 2018, the budget was of SBD55,841,350.00 [1]
Involved institutions and agencies	Ministry of Education and Human Resources Development [1]
Monitoring and evaluation mechanisms and frequency	Inspectorate division officers and education officers visit schools to conduct monitoring. The Ministry of Education's grant officers work with Education Authority accountants to equalise school finances [1]
References	[1] Personal communication. [2] Ministry of Education and Human Resources Development. n.d. increased Student Grants for Fee-Free Basic Education. < <a href="https://goo.gl/t3qQbP">https://goo.gl/t3qQbP</a> >.

# TONGA

## 1. Aged-care Service for the Elderly

Country	Tonga
Programme	Aged-care Services for the Elderly
Geographic area	East Asia and Pacific
Previous programme name (if any)	
Start date	2012 [1]
Programme objectives	To provide support to vulnerable elderly persons [1]
Programme type	Social support service
Programme components	Case-management services (service coordination); social care home visits; and health promotion and disease prevention [1]
Conditionalities	
Targeting methods	Categorical
Targeted areas	Currently covering households in Tongatapu and Ha'apai. This service will be available nationwide from 2019 onwards [1]
Target groups	Vulnerable elderly persons that are not properly cared for by family members [1]
Coverage	151 (as of March 2014) [1]
Eligibility criteria	Applicants must be Tonga citizens aged 60 or older. If applicants are younger than 60, they must produce a recommendation by an accredited medical doctor, including an official diagnosis and referral. Subject to approval from the Social Service Selection Committee [1]
Eligibility reassessment (if any)	
Type of benefits	Elderly care services
Amount of benefits	
Payment/delivery frequency	One to three home visits per week [1]
Benefits delivery mechanism	The Ma'a Fafine Mo e Famili non-governmental organisation provides the care services with funding support from the government [1]
Benefits Recipient	Beneficiaries themselves [1]
Minimum and maximum duration of benefits (if any)	Until death or until the family of the elderly beneficiary is able to provide care services themselves [1]
Programme expenditure	
Involved institutions and agencies	Ministry of Internal Affairs; Ministry of Finance; Ma'a Fafine Mo e Famili [1]
Monitoring and evaluation mechanisms and frequency	Monthly, conducted by the Division of Social Welfare Services.
Reference	[1] Personal communication.

## 2. Disability Welfare Scheme (*A'uki ai* cash assistance)

Country	Tonga
Programme	Disability Welfare Scheme ( <i>A'uki ai</i> cash assistance)
Geographic area	East Asia and Pacific
Previous programme name (if any)	
Start date	July 2015 [1]
Programme objectives	To support persons with severe disabilities [1]
Programme type	Unconditional cash transfer; social support service
Programme components	Cash transfer and ongoing training programme for caregivers about twice per year [1]
<b>Conditionalities</b>	
Targeting methods	Categorical
Targeted areas	Nationwide
Target groups	People living with severe disabilities [1]
Coverage	2016: 576 (287 men and 289 women) [1]
Eligibility criteria	Applicants must be Tonga citizens requiring 24-hour care [1]
Eligibility reassessment (if any)	
Type of benefits	Cash [1]
Amount of benefits	TOP 75 per person (including children) monthly [1]
Payment/delivery frequency	Monthly [1]
Benefits delivery mechanism	Payment is made directly to the recipient's bank account. The payment can be accessed by a trustee (a family member of any other authorised caregiver) registered with the Social Protection Division of the Ministry of Internal Affairs [1]
Benefits Recipient	Beneficiaries and/or authorised caregivers. For children, it may be their parents or legal guardians [1]
Minimum and maximum duration of benefits (if any)	Upon death of the beneficiary [1]
Programme expenditure	TOP 677,040 (2016) [1]
Involved institutions and agencies	Lead agency: Ministry of Internal Affairs. Other agencies: Disabilities Steering Committee—Ministry of Health/Finance/Internal Affairs/Infrastructure/Waste Management/Education [1]
Monitoring and evaluation mechanisms and frequency	The Social Protection Division of the Ministry of Internal Affairs carries out quarterly home visits (includes outer islands) [1]
Reference	[1] Personal communication.

### 3. Early Intervention Services

Country	Tonga
Programme	Early Intervention Services
Geographic area	East Asia and Pacific
Previous programme name (if any)	
Start date	2012 [1]
Programme objectives	To provide support to children who are born with a disability or developmental delay [1]
Programme type	Social support services
Programme components	Case management services (service coordination) Early Intervention Programme—home visits to infants aged 0-3 years [2]
<b>Conditionalities</b>	
Targeting methods	Categorical
Targeted areas	Rural areas of Tongatapu and the community of Lifuka in the Ha'apai Group. [1] The programme is expected to roll out nationally in 2019 [2]
Target groups	Children aged 0-3 years living with disabilities [1]
Coverage	55 children (2014) [1]
Eligibility criteria	Children born with a disability/developmental delay (premature birth): [1] Infants aged 0-3 years Official diagnosis and referral from approved medical doctor Approval from the Social Service Selection Committee Applicants must be Tonga citizens [2]
Eligibility reassessment (if any)	
Type of benefits	Services (home-based care; monitoring and referral) [2]
Amount of benefits	
Payment/delivery frequency	One home visit per week by a child development worker [2]
<b>Benefits delivery mechanism</b>	
Benefits Recipient	Beneficiaries themselves
Minimum and maximum duration of benefits (if any)	From birth to 3 years of age [1]
<b>Programme expenditure</b>	
Involved institutions and agencies	Ministry of Internal Affairs; Ministry of Finance; Ma'a Fafine Mo e Famili [2]
Monitoring and evaluation mechanisms and frequency	Monitoring conducted by Division of Social Welfare Services on a monthly basis, randomly selecting beneficiaries for home visits [2]
References	[1] World Bank. 2015. <i>Tonga: Making Social Protection More Responsive to Natural Disasters and Climate Change</i> . Washington, D.C.: World Bank. < <a href="https://goo.gl/5o4qsW">https://goo.gl/5o4qsW</a> >. Accessed 19 November 2018. [2] Personal communication.

## 4. Social Welfare Scheme

Country	Tonga
Programme	Social Welfare Scheme
Geographic area	East Asia and Pacific
Previous programme name (if any)	None
Start date	September 2012 [1]
Programme objectives	To reduce the high poverty risks faced by older persons [1]
Programme type	Unconditional cash transfer
Programme components	
Conditionalities	
Targeting methods	Categorical
Targeted areas	Nationwide
Target groups	Elderly
Coverage	3, 973: 2,161 women and 1,812 men (total number of eligible people in 2014) [1]
Eligibility criteria	Beneficiaries must be Tonga citizens residing permanently in Tonga, who are aged 70 years and above (the age threshold was lowered from 75 to 70 in 2014) [1]; they must also no longer be working or receiving pensions or any other form of welfare support [2]
Eligibility reassessment (if any)	The Retirement Fund follows up monthly to verify that the beneficiary's situation remains the same. Eligibility can be affected if there are any changes [2]
Type of benefits	Cash
Amount of benefits	For those aged 70 and above: TOP75 per month; aged 80 and up: TOP 80 per month. This was an increase from the original amount of TOP65, approved in March 2017 and implemented starting from 1 July 2017 [2]
Payment/delivery frequency	Monthly
Benefits delivery mechanism	Cash collection from the National Retirement Fund once a month. Some beneficiaries also receive the benefits directly in their bank accounts [2]
Benefits Recipient	Recipients themselves
Minimum and maximum duration of benefits (if any)	If an elderly person travels overseas, his/her benefit shall cease immediately until the person returns to Tonga. The caregiver/relative must inform the Fund immediately. If an elderly person passes away, his/her benefit payment shall cease immediately upon notification of death. Caregivers are required to inform the Fund promptly [2]
Programme expenditure	If all eligible beneficiaries claimed the benefits, total expenditure during the 2014-15 fiscal year would have been TOP3.1 million; Given an expected 60 per cent take-up rate, it would have been TOP1.86 million [1]
Involved institutions and agencies	National Retirement Benefits Fund [1]
Monitoring and evaluation mechanisms and frequency	The National Retirement Benefits Funds conducts a follow up every month after the benefit is collected by beneficiaries. This is to verify any changes in the situation of the benefit recipient [2]
References	[1] World Bank. 2015. <i>Tonga: Making Social Protection More Responsive to Natural Disasters and Climate Change</i> . Washington, D.C.: World Bank. < <a href="https://goo.gl/wmnZSP">https://goo.gl/wmnZSP</a> >. Accessed 19 November 2018. [2] Personal communication.

## ADDITIONAL PROGRAMMES

Programme name	Programme type	General description and amount of benefits (if available)	Target population	Targeting mechanism	Coverage (year)	Expenditure (year)
<b>Tuvalu</b>						
Medical Treatment Schemes <sup>45</sup>	Non-contributory health insurance	The government provides free medical services and serious cases are referred to other locations (such as Fiji or New Zealand)	Universal	Categorical	-	AUD3,700,000 (2017 budget)
-	Educational fee waiver <sup>46</sup>	Primary education is free. Secondary education fees may be waived in case of financial need	Children	Categorical	-	-
<b>Vanuatu</b>						
Schools Grants Scheme <sup>47</sup>	Educational fee waiver	The government covers the fees for primary and secondary school students	Children	Categorical	-	-



## NOTES

1. GIZ 2017. *Enabling PV Afghanistan*. Bonn: Deutsche Gesellschaft für Internationale Zusammenarbeit. <<https://bit.ly/2q0CW7H>>. Accessed 14 August 2018.
2. All programmes (except zakat and energy subsidies): Ministry of Finance. 2018. *Social Safety Net Programmes – Budget 2017-18, 2017-18 (Revised) & Budget 2018-19*. <<https://bit.ly/2NNSFjY>>. Accessed 12 July 2018.
3. Islam, Saifu, and Ziaur Rahman Khan. 2017. "A Review of Energy Sector of Bangladesh." *Energy Procedia*, Vol. 110, 611-618. <<https://bit.ly/2Oz3FXJ>>. Accessed 28 August 2018.
- PwC. 2018. *Transforming the power sector in Bangladesh*. <<https://pwc.to/2CtiiVa>>. Accessed 28 August 2018.
4. Ministry of Social Welfare, 2017. 'Capitation Grant for the Non-Government Orphanages', Ministry of Social Welfare, Government of the People's Republic of Bangladesh. <<https://bit.ly/2R49SrD>>. Accessed 11 May 2018.
- Islam, Quazi Towfiqul. 2012. *People's Republic of Bangladesh: Updating and Improving the Social Protection Index (Cofinanced by the Republic of Korea e-Asia and Knowledge Partnership Fund)*. Asian Development Bank. <<https://bit.ly/2CQaZrL>>. Accessed 11 May 2018.
- Ministry of Finance. 2018. *Blooming Children: Prosperous Bangladesh Child Focused Budget, 2018-19*. <<https://bit.ly/2EvVR4t>>. Accessed 14 August 2018.
5. 1 lac/lakh = 100,000.
6. 1 crore = 10,000,000.
7. Department of Social Services. 2017. *Implementation Manual for the Programme on Stipend for the Students with Disabilities*. Department of Social Services, Government of the People's Republic of Bangladesh. <<https://bit.ly/2CW8d4r>>. Accessed 11 May 2018.
8. Uddin, Ansar. 2013. *Social safety nets in Bangladesh: an analysis of impact of old age allowance program*. Dhaka: BRAC University. <<https://bit.ly/2yPjHNS>>. Accessed 11 May 2018.
- Ministry of Liberation War Affairs. 2018. "Medium Terms Expenditure." Ministry of Liberation War Affairs. <<https://bit.ly/2OATOR4>>. Accessed 11 May 2018.
9. World Bank. 2014. *International Development Association Project Appraisal Document on a Proposed Credit in the amount of SDR202.4 million (US\$300 million equivalent) to the People's Republic of Bangladesh for an Income Support Programme for the Poorest Project*. Washington, D.C.: <<https://bit.ly/2NPoNUw>>. Accessed 11 May 2018.
10. MSW. n.d. *Living standard Development programme for Bēdē (gypsy) and underprevilaged communities*. <<https://bit.ly/2PckS8R>>. Accessed 28 August 2018.
11. MSW. n.d. *Living standard development Programme for Hijra community*. <<https://bit.ly/2Pcl5ZH>>. Accessed 28 August 2018.
12. ROCS. n.d. *About ROSC Project*. <<http://www.rosc-bd.org/aboutus.php>>. Accessed 28 August 2018.
13. Mohiuddin, Fazla. 2017. "Islamic social enterprises in Bangladesh: Conceptual and institutional challenges." *Mohiuddin, Cogent Business & Management*, 4(1): 1305674. <<https://bit.ly/2QWbVh2>>. Accessed 28 August 2018.
- MoRA. 2018. Grant No. 32 - 135 - Ministry of Religious Affairs. <<https://bit.ly/2J9CqNi>>. Accessed 28 August 2018.
14. Buthan Electricity Authority. 2017. *Electricity Tariff in Bhutan*. <<https://bit.ly/2AiMcdy>>. Accessed 28 August 2018.
15. OECD. 2017. *Social Protection System Review of Cambodia*. OECD Development Pathways. Paris: OECD Publishing. <<https://bit.ly/2QUwRoK>>. Accessed 11 May 2018.

16. UNICEF Cambodia. 2017. "Small cash transfers lead to big changes for children and their families." UNICEF Cambodia website. <<https://bit.ly/2POjK8l>>. Accessed 31 August 2018.
- UNICEF. 2017. *Improving Cash-Based Interventions: Evaluation of the CARD and UNICEF Cash Transfer Pilot Project for Pregnant Women and Children in Cambodia*. RFPS-9132413, internal archives.
17. FAO. 2014. *Country Fact Sheet on Food and Agriculture Policy Trends: Cambodia*. <<https://bit.ly/2EvEgCH>>. Accessed 28 August 2018.
18. Dave, Rutu, Sandra Keller, Bryan Bonsuk Koo, Gina Fleurantin, Elisa Portale, and Dana Rysankova. 2018. *Cambodia: Beyond connections: energy access diagnostic report based on the multi-tier framework*. Washington, D.C. : World Bank. <<https://bit.ly/2NRTSad>>. Accessed 31 August 2018
19. All programmes (except energy subsidies): Personal communication.
20. IISD. 2017. *India's Energy Transition: Mapping subsidies to fossil fuels and clean energy in India*. GSI Report. Winnipeg: International Institute for Sustainable Development. <<https://bit.ly/2NwE5hj>>. Accessed 22 August 2018.
21. IISD. 2018. *Indonesia Energy Subsidy News Briefing: A review of developments in Indonesian energy subsidy policy and energy markets*. Winnipeg: International Institute for Sustainable Development. <<https://bit.ly/2yOITd8>>. Accessed 22 August 2018.
22. Amalita, N, et al. 2017. CLASSIFICATION BIDIKMISI SCHOLARSHIP AWARDEE IN FMIPA UNP USING BIPLLOT ANALYSIS. Presented at the International Conference on Mathematics and Mathematics Education (ICM2E 2017) Universitas Negeri Padang, West Sumatera Indonesia Novotel Hotel, August 27th – 29th 2017. <<https://bit.ly/2yoSHKe>>. Accessed 22 August 2018.
23. World Bank Group. 2017. *Lao PDR Economic Monitor, December 2017: Lowering Risks and Reviving Growth*. Washington, D.C.: World Bank. <<https://bit.ly/2Pfxr3u>>. Accessed 22 August 2018.
24. UNICEF Malaysia. 2018. *Children Without: A study of urban child poverty and deprivation in low-cost flats in Kuala Lumpur*. <<https://uni.cf/2q10ZU0>>. Accessed 31 July 2018.
- UNESCO. 2015. *Malaysia - Education for All 2015 National Review*. <<https://bit.ly/2Aj1wqi>>. Accessed 31 July 2018.
25. Osman, et al. 2015. "Assessing social welfare department service delivery system towards vulnerable and disadvantages group in Malaysia: case study of Perak." *Procedia Environmental Sciences, Vol. 28, 418-426*. <<https://bit.ly/2q7glXn>>. Accessed 31 July 2018.
26. Ministry of Women, Family and Community Development and UNICEF Malaysia. 2013. *Child Protection system in Malaysia - An Analysis of the System for Prevention and Response to Abuse, Violence and Exploitation against Children*. <<https://uni.cf/2yOiyGW>>. Accessed 22 August 2018.
- Osman, et al. 2015. "Assessing social welfare department service delivery system towards vulnerable and disadvantages group in Malaysia: case study of Perak." *Procedia Environmental Sciences, Vol. 28, 418-426*. <<https://bit.ly/2q7glXn>>. Accessed 31 July 2018.
27. Ministry of Women, Family and Community Development and UNICEF Malaysia. 2013. *Child Protection system in Malaysia - An Analysis of the System for Prevention and Response to Abuse, Violence and Exploitation against Children*. <<https://uni.cf/2yOiyGW>>. Accessed 22 August 2018.
- Osman, et al. 2015. "Assessing social welfare department service delivery system towards vulnerable and disadvantages group in Malaysia: case study of Perak." *Procedia Environmental Sciences, Vol. 28, 418-426*. <<https://bit.ly/2q7glXn>>. Accessed 31 July 2018.
28. Osman, et al. 2015. "Assessing social welfare department service delivery system towards vulnerable and disadvantages group in Malaysia: case study of Perak." *Procedia Environmental Sciences, Vol. 28, 418-426*. <<https://bit.ly/2q7glXn>>. Accessed 31 July 2018.

29. Osman, et al. 2015. "Assessing social welfare department service delivery system towards vulnerable and disadvantages group in Malaysia: case study of Perak." *Procedia Environmental Sciences*, Vol. 28, 418-426. <<https://bit.ly/2q7glXn>>. Accessed 31 July 2018.
30. UNICEF Malaysia. 2018. *Children Without: A study of urban child poverty and deprivation in low-cost flats in Kuala Lumpur*. <<https://uni.cf/2q10ZU0>>. Accessed 31 July 2018.
- UNESCO. 2015. *Malaysia - Education for All 2015 National Review*. <<https://bit.ly/2Aj1wqi>>. Accessed 31 July 2018.
- MoE. n.d. 'The Poor Students' Trust Fund (PSTF)'. <<https://bit.ly/2PDPX2e>>. Accessed 31 July 2018.
31. Osman et al. 2015. Assessing social welfare department service delivery system towards vulnerable and disadvantages group in Malaysia: case study of Perak. <<https://bit.ly/2q7glXn>>. Accessed 31 July 2018.
32. UNICEF Malaysia. 2018. *Children Without: A study of urban child poverty and deprivation in low-cost flats in Kuala Lumpur*. <<https://uni.cf/2q10ZU0>>. Accessed 31 July 2018.
- UNESCO. 2015. *Malaysia - Education for All 2015 National Review*. <<https://bit.ly/2Aj1wqi>>. Accessed 31 July 2018.
33. Ministry of Women, Family and Community Development and UNICEF Malaysia. 2013. *Child Protection system in Malaysia - An Analysis of the System for Prevention and Response to Abuse, Violence and Exploitation against Children*. <<https://uni.cf/2yOlygW>>. Accessed 22 August 2018.
34. IMF. 2017. "Maldives: 2017 Article Iv Consultation—Press Release; Staff Report; And Statement By The Executive Director For Maldives." *IMF Country Report No. 17/357*. International Monetary Fund.
- Ministry of Finance and Treasury. 2018. 2018 Budget in Statistics. <<https://bit.ly/2R3pvQ6>>. Accessed 22 August 2018.
35. Muneeza, Aishath. 2017. "Administration of Zakat on Wealth in Maldives" *International Journal of Management and Applied Research*, Vol. 4, No. 1, 58-71. <<https://doi.org/10.18646/2056.41.17-006>>. Accessed 22 August 2018.
- Ministry of Finance and Treasury. 2018. 2018 Budget in Statistics. <<https://bit.ly/2R3pvQ6>>. Accessed 22 August 2018.
36. Personal communication.
37. UNICEF Myanmar. n.d. *Social Protection in Myanmar: the impact of innovative policies on poverty*. <<https://uni.cf/2RZ1Npg>>. Accessed 28 August 2018.
38. Dutta, Puja Vasudeva, Philip OKeefe, and Robert Palacios. 2015. *Strengthening Social Security Provision in Myanmar*. Washington, D.C.: World Bank. <<https://bit.ly/2AjXb6x>>. Accessed 22 August 2018.
39. SAWTEE. 2012. "LDC Issues for Operationalisation of the SAARC Food Bank: Nepal Case Study." *SAWTEE Working Paper No. 01/12*. <<https://bit.ly/2Ewud7t>>. Accessed 22 August 2018.
40. Ministry of Finance. 2018. *Budget in Brief*. <<https://bit.ly/2MgxFIS>>. Accessed 22 August 2018.
- USC. n.d. Utility Stores Corporation website. <<https://www.usc.org.pk/>>. Accessed 22 August 2018.
41. Khan, Shanza N., and Sara Qutub. 2010. "The Benazir Income Support Programme and the Zakat Programme" London: Overseas Development Institute. <<https://bit.ly/2CUB2hk>>. Accessed 16 May 2018.
- IMF. 2017. "Pakistan." *IMF Country Report No. 17/213*. Washington, D.C.: International Monetary Fund. <<https://bit.ly/2J8LguW>>. Accessed 16 May 2018.
42. Department of Budget and Management. 2018. 2018 People's Budget. <<https://bit.ly/2NO00F6>>. Accessed 24 July 2018.
43. Energy Regulatory Commission. 2016. *Annual Report 2016*. <<https://bit.ly/2J8ZDiP>>. Accessed 22 August 2018.
44. OECD. 2015. *Agricultural Policies in Viet Nam 2015*. OECD Food and Agricultural Reviews. Paris: OECD Publishing. <<https://bit.ly/2PfwWq8>>. Accessed 22 August 2018.

45. WHO. 2012. *WHO Country Cooperation Strategy for Tuvalu 2013-2017*. Geneva: World Health Organization. <<https://goo.gl/rRvV2G>>. Accessed 19 November 2018.
- Government of Tuvalu. 2017. 2017 National Budget. <<https://goo.gl/hbbHuD>>. Accessed 19 November 2018.
- Commonwealth Network. n.d. "Find Health and Medical Expertise in Tuvalu." Commonwealth Network website. <<https://goo.gl/rg2Ym4>>. Accessed 19 November 2018.
46. Ministry of Education, Youth, and Sports. 2015. *Education for All 2015 National Review Report: Tuvalu*. <<https://goo.gl/uqVWTY>>. Accessed 19 November 2018.
47. Ministry of Education. 2010. *Schools Grants Scheme*. <<https://goo.gl/3icaCC>>. Accessed 19 November 2018.



**International Policy Centre for Inclusive Growth**

SBS, Quadra 1, Bloco J, Ed. BNDES, 13º andar  
70076-900 Brasília, DF - Brazil  
Telephone: +55 61 2105 5000

[ipc@ipc-undp.org](mailto:ipc@ipc-undp.org) • [www.ipcig.org](http://www.ipcig.org)