

International Policy Centre for Inclusive Growth (IPC-IG) (Ed.); United Nations Children's Fund (UNICEF) (Ed.)

Research Report

Social protection in Asia and the Pacific: Inventory of non-contributory programmes. Executive summary

Research Report, No. 29

Provided in Cooperation with:

International Policy Centre for Inclusive Growth (IPC-IG)

Suggested Citation: International Policy Centre for Inclusive Growth (IPC-IG) (Ed.); United Nations Children's Fund (UNICEF) (Ed.) (2019) : Social protection in Asia and the Pacific: Inventory of non-contributory programmes. Executive summary, Research Report, No. 29, International Policy Centre for Inclusive Growth (IPC-IG), Brasilia

This Version is available at:

<https://hdl.handle.net/10419/207170>

Standard-Nutzungsbedingungen:

Die Dokumente auf EconStor dürfen zu eigenen wissenschaftlichen Zwecken und zum Privatgebrauch gespeichert und kopiert werden.

Sie dürfen die Dokumente nicht für öffentliche oder kommerzielle Zwecke vervielfältigen, öffentlich ausstellen, öffentlich zugänglich machen, vertreiben oder anderweitig nutzen.

Sofern die Verfasser die Dokumente unter Open-Content-Lizenzen (insbesondere CC-Lizenzen) zur Verfügung gestellt haben sollten, gelten abweichend von diesen Nutzungsbedingungen die in der dort genannten Lizenz gewährten Nutzungsrechte.

Terms of use:

Documents in EconStor may be saved and copied for your personal and scholarly purposes.

You are not to copy documents for public or commercial purposes, to exhibit the documents publicly, to make them publicly available on the internet, or to distribute or otherwise use the documents in public.

If the documents have been made available under an Open Content Licence (especially Creative Commons Licences), you may exercise further usage rights as specified in the indicated licence.



EXECUTIVE SUMMARY

Social Protection in Asia and the Pacific: Inventory of non-contributory programmes

International Policy Centre for Inclusive Growth (IPC-IG) and United Nations Children's Fund (UNICEF)



Australian Government

Department of Foreign Affairs and Trade

unicef 
for every child



socialprotection.org

15 years **policy** international
centre for inclusive growth

The International Policy Centre for Inclusive Growth (IPC-IG) is a partnership between the United Nations and the Government of Brazil to promote South–South learning on social policies. The IPC-IG is linked to the United Nations Development Programme (UNDP) in Brazil, the Ministry of Economy of Brazil and the Institute for Applied Economic Research (Ipea) of the Government of Brazil.

South and East Asia research team

Research Coordinator

Raquel Tebaldi (IPC-IG)

Researchers

Anna Carolina Machado (IPC-IG)

Charlotte Bilo (IPC-IG)

Research Assistants

Bruno Valim Magalhães, Mihaela Onofras,
Maria Fernanda Villari, Sidney Vasconcelos, and
Thaís Soares Oliveira

United Nations Online Volunteers

Halima Tahirkheli, Pranab Mitra, Shigeaki Nishikata,
and Mamali Mohapatra

Other contributors

Vinicius Nogueira and the socialprotection.org team

Pacific Island Countries research team

Research Coordinators

Talei Cama (UNICEF)

Stanley Gwavuya (UNICEF)

United Nations Online Volunteers

Agada Stephen Michael, Katie Howell-Jones,
Han Jiang, Ahmed Mohammed, Iryna Berezenko,
Aditya Gupta, Edwina (Rosie) Ashley, Christina Soderberg,
Dirk Bonesa, Sagorika Roy, Miko Balisi, Shabnam Hasanova,
Ajna Uzuni, Joanna Maria Lobočka, Lihan Diana Wei,
Suraj Sharma, Sameer Gopalani, Samia Ghouse, Niina Kylliäinen,
Atifa Hasham, Anne Claudine Dayo, and Vinitra Chaudhuri

Other contributors

Ngatuaine Maui, Roziah Bi, Tabotabo Auatabu, Erana Aliklik,
Charlene Tukiuha, Sharon Sakuma, Alanna Mapu, Julian Fenny Lilo,
Luisa Manuofetoa, and Malakai Kaufusi

Rights and permissions – all rights reserved.

The text and data in this publication may be reproduced as long as the source is cited. Reproductions for commercial purposes are forbidden.

The International Policy Centre for Inclusive Growth disseminates the findings of its work in progress to encourage the exchange of ideas about development issues. The papers are signed by the authors and should be cited accordingly. The findings, interpretations, and conclusions that they express are those of the authors and not necessarily those of the United Nations Development Programme, the Government of Brazil or the United Nations Children's Fund.

This publication is available online at www.ipcig.org.

For further information on IPC-IG publications, please feel free to contact publications@ipc-undp.org.

All programme profiles presented in this publication will be made available on the socialprotection.org platform. Our intention is to keep the information updated, thus any suggestions and/or corrections are welcome. Please contact Raquel Tebaldi (raquel.tebaldi@ipc-undp.org) or Talei Cama (tcama@unicef.org) if you wish to update, rectify or add any information about the programmes.

Suggested citation: IPC-IG and UNICEF. 2019. Social Protection in Asia and the Pacific: Inventory of non-contributory programmes. Brasília: International Policy Centre for Inclusive Growth.

ISSN: 2526-0499



Australian Government
Department of Foreign Affairs and Trade

unicef 
for every child



socialprotection.org



Empowered lives.
Resilient nations.

ipea Institute for Applied
Economic Research

MINISTRY OF
ECONOMY



EXECUTIVE SUMMARY SOCIAL PROTECTION IN ASIA AND THE PACIFIC: INVENTORY OF NON-CONTRIBUTORY PROGRAMMES

Designed by the IPC-IG Publications team: Roberto Astorino, Flávia Amaral, Rosa Maria Banuth and Manoel Salles

ACKNOWLEDGMENTS

This report presents an inventory of non-contributory social protection programmes in South and East Asian countries and the Pacific Islands. It is based on an extensive review of official government documents and websites, reports and relevant documents produced by international organisations, and academic papers. All documents consulted during the production of this inventory are listed in the References and Notes sections. UNICEF Country Offices and other partners in the region have helped validate and update programme-level information included in the report.

We would like to thank the following UNICEF Country Office teams for their valuable contributions: Bangladesh, Bhutan, China, East Timor, India, Indonesia, Laos, Mongolia, Nepal, Sri Lanka, Thailand, and Viet Nam. Furthermore, we would also like to thank UNICEF Pacific, WFP Bhutan, WFP Lao PDR and the Department of Social Welfare and Development of the Philippines.

EXECUTIVE SUMMARY

Social protection programmes are now widely recognised as key policy instruments for developing countries to combat poverty. The 2030 Agenda for Sustainable Development has explicitly recognised the importance of implementing “nationally appropriate social protection systems and measures for all, including floors” as an explicit target under Sustainable Development Goal 1: “End poverty in all its forms everywhere.”¹ Nonetheless, knowledge of specific programmes being implemented across developing countries can be fragmented or inaccessible. This study intends to contribute towards addressing these gaps, providing an overview of non-contributory social protection programmes (those providing regular and predictable cash or in-kind transfers or services) in selected regions in Asia and the Pacific. Moreover, the profiles presented will also be made available online, through the socialprotection.org platform.

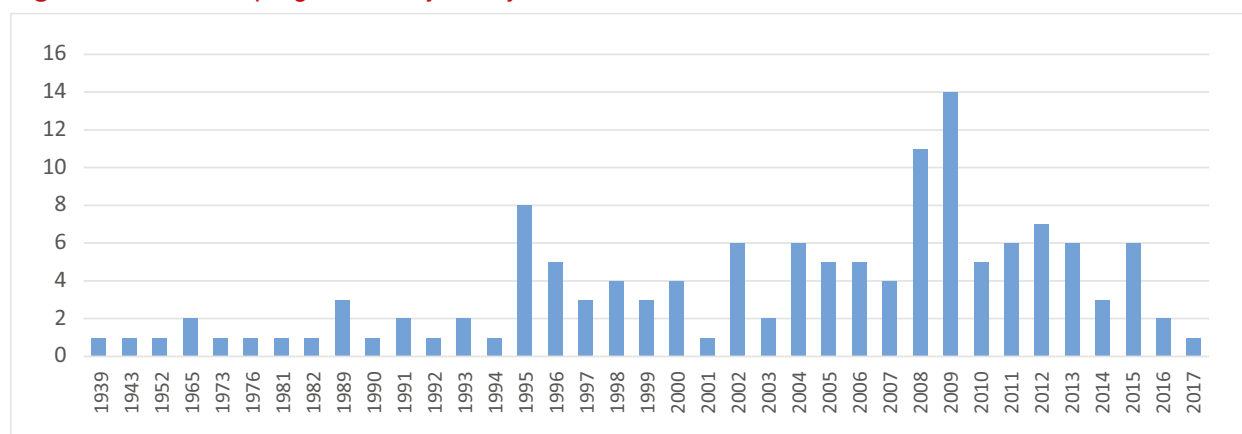
This report was supported by Australia’s Department of Foreign Affairs and Trade (DFAT) and the research was co-led by International Policy Centre for Inclusive Growth (IPC-IG) and UNICEF teams, with the former focusing on low- and middle-income countries in South and East Asia, and the latter on 11 Pacific Island Countries. The research was based on a comprehensive literature review, complemented by consultations with local focal points, including UNICEF Country Offices and government representatives, who provided substantial inputs to the review of the programmes. These sources are referenced as ‘personal communication’ throughout the report.

Programme selection included those fully or partially financed, designed or implemented by governments, and about which there was sufficient available information. Thus, this publication does not represent an exhaustive mapping of all non-contributory programmes in these countries, but rather an overview of the main programmes currently in place. In total, 215 programmes from 30 countries were mapped, of which 141 were profiled. These are presented by country, in alphabetical order. The remaining programmes, for which less information was available, are presented in the “Additional Programmes” section. The next section presents an overview of the main observable trends across these programmes.

Overview of main trends

As can be seen in Figure 1, most profiled programmes started being implemented after the mid-1990s.

Figure 1. Number of programmes by start year

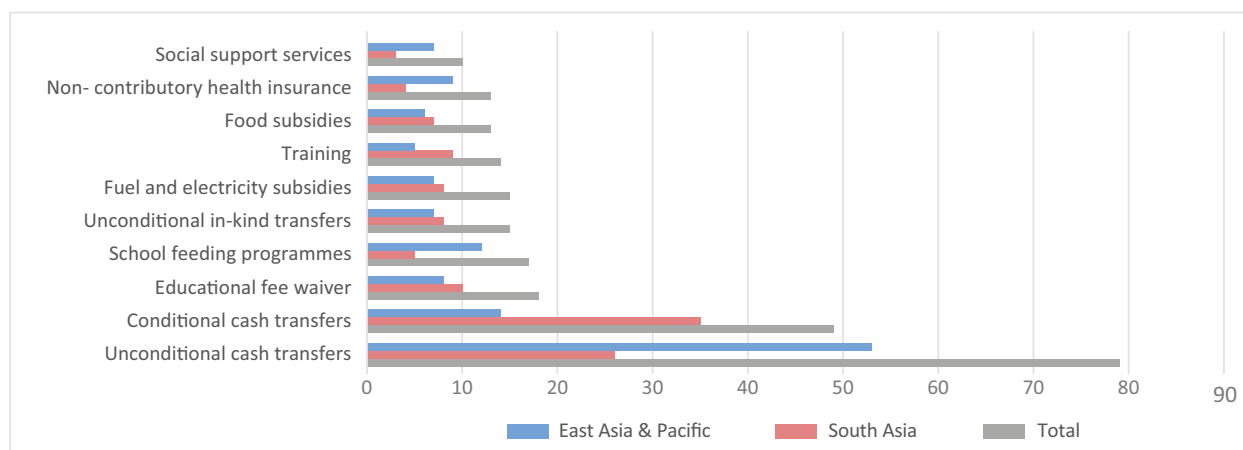


Source: Authors’ elaboration based on the profiled programmes for which the start year was identified (a total of 136 programmes and/or components).

1. See: <https://sustainabledevelopment.un.org/sdg1>.

Furthermore, most of the mapped programmes are unconditional and conditional cash transfers (see Figure 2). Overall, 135 programmes were found to provide cash benefits, while 37 provide food, and 66 offer other types of benefits, which may consist of services or other in-kind goods. Figure 3 also illustrates that most of the mapped programmes are categorically targeted.

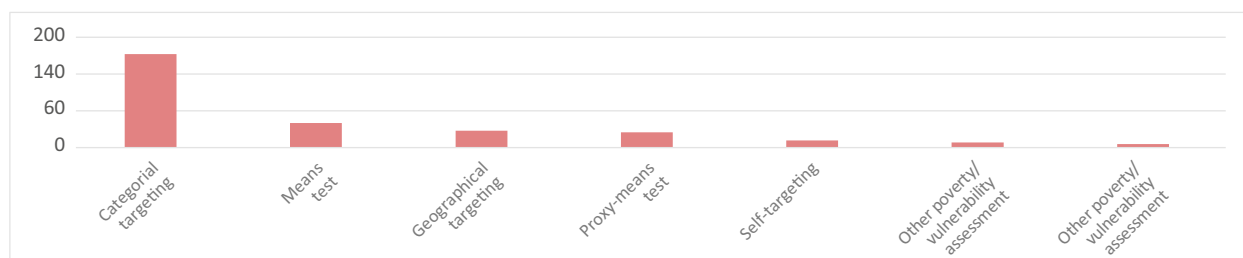
Figure 2. Ten most prevalent programme types among mapped programmes, by region



Note: These categories are not mutually exclusive, as one programme can be classified as more than one type. Other, less prevalent, types of programmes were also mapped, but not included in this figure (e.g. food-for-work programmes).

Source: Authors' elaboration based on the mapped programmes for which the type was identified.

Figure 3. Targeting methods identified among mapped programmes

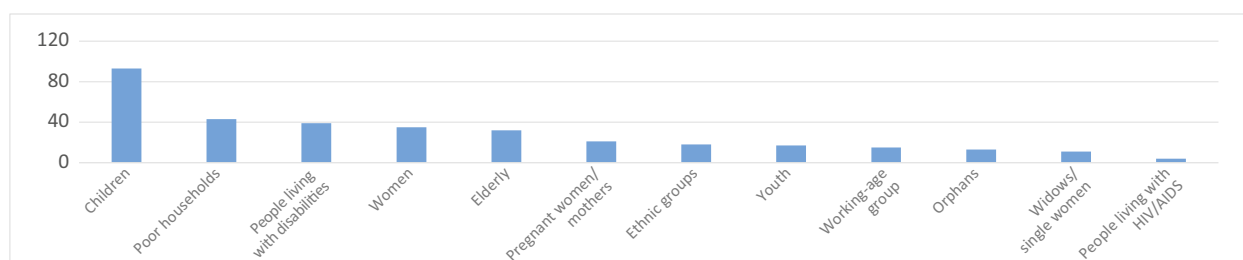


Note: Categories are not mutually exclusive, as one programme can use more than one targeting method.

Source: Authors' elaboration based on the mapped programmes for which the targeting method was identified.

Finally, children figure prominently among the targeted groups, as can be seen in Figure 4.

Figure 4. Population groups targeted in the mapped programmes



Note: Categories are not mutually exclusive, as some overlap and some programmes may target more than one group.

Source: Authors' elaboration based on mapped programmes.



International Policy Centre for Inclusive Growth

SBS, Quadra 1, Bloco J, Ed. BNDES, 13º andar
70076-900 Brasília, DF - Brazil
Telephone: +55 61 2105 5000

ipc@ipc-undp.org • www.ipcig.org