

McEvoy, David M.; Haller, Tobias; Blanco, Esther

**Working Paper**

## The role of non-binding pledges in social dilemmas with mitigation and adaptation

Working Papers in Economics and Statistics, No. 2019-04

**Provided in Cooperation with:**

Institute of Public Finance, University of Innsbruck

*Suggested Citation:* McEvoy, David M.; Haller, Tobias; Blanco, Esther (2019) : The role of non-binding pledges in social dilemmas with mitigation and adaptation, Working Papers in Economics and Statistics, No. 2019-04, University of Innsbruck, Research Platform Empirical and Experimental Economics (eecon), Innsbruck

This Version is available at:

<https://hdl.handle.net/10419/207070>

**Standard-Nutzungsbedingungen:**

Die Dokumente auf EconStor dürfen zu eigenen wissenschaftlichen Zwecken und zum Privatgebrauch gespeichert und kopiert werden.

Sie dürfen die Dokumente nicht für öffentliche oder kommerzielle Zwecke vervielfältigen, öffentlich ausstellen, öffentlich zugänglich machen, vertreiben oder anderweitig nutzen.

Sofern die Verfasser die Dokumente unter Open-Content-Lizenzen (insbesondere CC-Lizenzen) zur Verfügung gestellt haben sollten, gelten abweichend von diesen Nutzungsbedingungen die in der dort genannten Lizenz gewährten Nutzungsrechte.

**Terms of use:**

*Documents in EconStor may be saved and copied for your personal and scholarly purposes.*

*You are not to copy documents for public or commercial purposes, to exhibit the documents publicly, to make them publicly available on the internet, or to distribute or otherwise use the documents in public.*

*If the documents have been made available under an Open Content Licence (especially Creative Commons Licences), you may exercise further usage rights as specified in the indicated licence.*



working paper

eeecon  
[triple:e:con]


# The Role of Non-Binding Pledges in Social Dilemmas with Mitigation and Adaptation

David M. McEvoy, Tobias Haller, Esther Blanco

Working Papers in Economics and Statistics

2019-04

University of Innsbruck  
<https://www.uibk.ac.at/eeecon/>



**University of Innsbruck**  
**Working Papers in Economics and Statistics**

The series is jointly edited and published by

- Department of Banking and Finance
- Department of Economics
- Department of Public Finance
- Department of Statistics

Contact address of the editor:  
research platform "Empirical and Experimental Economics"  
University of Innsbruck  
Universitaetsstrasse 15  
A-6020 Innsbruck  
Austria  
Tel: + 43 512 507 71022  
Fax: + 43 512 507 2970  
E-mail: [eeecon@uibk.ac.at](mailto:eeecon@uibk.ac.at)

The most recent version of all working papers can be downloaded at  
<https://www.uibk.ac.at/eeecon/wopec/>

For a list of recent papers see the backpages of this paper.

# The Role of Non-Binding Pledges in Social Dilemmas with Mitigation and Adaptation

David M. McEvoy\*, Tobias Haller<sup>†</sup> and Esther Blanco<sup>‡</sup>

## Abstract

This study presents experimental results on the role that non-binding pledges have on the ability of resource users to manage the threat of probabilistic group damages in two separate environments. First, an environment where agents can work collectively to try to mitigate the root cause of the damage (mitigation), which is a form of public good. Second, an environment where in addition to collective mitigation, agents can work autonomously to protect themselves from the damages if they occur (adaptation). The tension is that mitigation and adaptation investments are strategic substitutes. We begin with a model that points to how non-binding pledges could be more effective in a world with both mitigation and adaptation strategies, compared to mitigation only. First-period results show that (i) consistent with previous literature, pledges in a mitigation-only environment do not increase average investments in collective mitigation, but (ii) when both mitigation and adaptation opportunities exist, pledges lead to higher investment in collective mitigation, lower investment in adaptation and increased efficiency. Although the average treatment effect disappears over time as the amount pledged decreases, pledges remain significant predictors of mitigation investments over the course of the experiment.

**Keywords:** social dilemmas, economic experiments, behavioral economics, public goods, mitigation, adaptation, environmental damages

**JEL classification:** D9, Q54, H4, C92

---

\*Department of Economics, Appalachian State University, Boone NC 28608.  
email:mcevoydm@appstate.edu.

<sup>†</sup>Department of Public Finance, University of Innsbruck, Universitätsstrasse 15/4, 6020 Innsbruck, Austria.  
email:Tobias.Haller@uibk.ac.at

<sup>‡</sup>Department of Public Finance, University of Innsbruck, Universitätsstrasse 15/4, 6020 Innsbruck, Austria.  
email:Esther.Blanco@uibk.ac.at

# 1 Introduction

Consider a situation in which a group of resource users face the threat of environmental and natural resources damages, and the parties involved have two broad strategies they can use to manage the threat. They can work collectively to try to mitigate the root cause of the damage, or they can work autonomously to try and protect themselves from the damages if they occur. The most prominent example is climate change. Parties involved could work cooperatively to jointly mitigate their emissions of greenhouse gases (a type of public good). They could also take adaptive measures - like constructing dams - to protect themselves from the impending damages from a changing climate (a type of private good).<sup>1</sup> The collective mitigation strategy provides public benefits and is more cost effective, but is susceptible to free-riding behavior. The individual adaptive strategy is a private good and therefore void of free-riding concerns, but is inefficient in the sense that it only benefits the party taking the action. The tension between the two is that while the optimal approach is the collective solution, free-riding incentives become more pronounced the greater the investment in private protection. Using controlled lab experiments we explore a collective-risk social dilemma in which resource users have a combination of public (mitigation) and private (adaptation) management options, and we analyze how structured communication in the form of pledges impact the relative effectiveness of both strategies.

Many previous experimental papers have examined the effectiveness of non-binding communication strategies to facilitate cooperation in public-good games (e.g., Isaac and Walker, 1988; Palfrey and Rosenthal, 1991; Sally, 1995; Bochet et al., 2006; Bochet and Putterman, 2009; Pogrebna et al., 2011; Koukoumelis et al., 2012; Oprea et al., 2014). The motivation for these studies is straightforward; that is, shared resource users often have an opportunity to communicate with one another before making decisions, and communication may increase contributions to the public good. Communication may be especially important in situations in which resources are not adequately governed by a central authority (e.g., areas in developing countries with weak institutions or transboundary resources). With this in mind, an important unanswered question is how successful groups are at alleviating social dilemmas when resource users can protect themselves from damages by making both public (i.e., collective) and private investments, and how communication in the form of non-binding pledges interact with both investment strategies.

We begin with a simple model used to derive a set of hypotheses regarding how mitigation and adaptation investment opportunities interact, and how the decision-making varies as compared to environments where only mitigation is feasible. We then discuss how non-binding pledges could influence investments in mitigation in each of the two decision environments.

---

<sup>1</sup>Local pollution serves as another example. Individual actors can coordinate their activities to reduce the causes of pollution (e.g., reducing emissions of particulate matter) but they can also take measures to protect themselves from the pollution itself (e.g., avoiding physical activity when pollution levels are high).

In particular, the theory points to how non-binding pledges could be more effective in a world with both mitigation and adaptation opportunities. We test these hypotheses using controlled experiments in a 2x2 experimental design, in which the two treatment variables are whether communication is allowed in the form of non-binding pledges and whether there are opportunities for adaptation (in addition to mitigation) against the impending damages.

Investments in mitigation provide a public good by incrementally decreasing the probability that the group suffers environmental damages. Investments in adaptation reduce the magnitude of the damage an individual faces if the damage occurs. The tension is that investments in adaptation reduce the expected return on mitigation, and likewise investments in mitigation reduce the expected return on adaptation. In this mitigation-adaptation environment the optimal solution for the group is to invest everything into mitigation to minimize the probability of the damage occurring. However, all individuals invest zero of their resources in mitigation in a non-cooperative Nash equilibrium. In contrast to the Nash predictions, decades of experimental research inform us that many players do contribute to public goods and we should expect investments in mitigation to be positive. Our experimental design allows us to isolate the effect the availability of adaptation opportunities have on mitigation decisions. This design feature is particularly important and novel in the social dilemma literature because the vast majority of studies do not address the possibility of private protection from public damages.

Our research is also novel in that it explores the role of structured communication in the form of non-binding pledges in the mitigation and adaptation environment. In a simple world of completely self-interested players, non-binding pledges are a specific form of “cheap talk” and therefore have no bearing on theoretical predictions of individual decision making and equilibrium outcomes. Behavioral research, however, has demonstrated that some forms of non-binding communication can have significant impacts on decisions in social dilemma situations. Indeed, Ostrom et al. (1994), Sally (1995) and Bochet et al. (2006) find that pre-play, free-form communication (in a chat room setting) was the most important factor helping groups resolve social dilemmas. That said, not all non-binding communication has proven effective. When communication is structured so that individuals cannot communicate freely but are instead restricted to announcing their intended numeric contributions (referred to as “numeric cheap talk”) pre-play communication is largely ineffective on average (Chen and Komorita, 1994; Wilson and Sell, 1997; Bochet et al., 2006; Bochet and Putterman, 2009). Numeric cheap talk was found to be effective only when it was coupled with the ability to sanction noncooperative behavior (Bochet and Putterman, 2009). The pledge environment we consider is a form of numeric cheap talk. Users make non-binding *pledges* regarding how many tokens they plan to invest into mitigation. While we do not consider formal punishment strategies, like others (e.g., Bochet et al., 2006; Bochet and Putterman, 2009), we do reveal each individual’s pledge and contribution amount to the other group members by their unique

subject ID. Therefore, group members are able to perfectly match decisions with anonymous individuals, which opens the door to informal reciprocal strategies in following periods.

Our research contributes to a few different branches of the economics literature. First, we contribute to the literature cited in the previous paragraph addressing the potential of communication to increase cooperation in social dilemmas (an early survey of this literature is provided by Crawford, 1998). Second, we contribute to the growing experimental literature on “collective risk social dilemmas”, in which groups of players can cooperate to avoid impending damages (Milinski et al., 2008; Tavoni et al., 2011; Barrett and Dannenberg, 2012, 2014, 2016). In particular, the recent paper by Barrett and Dannenberg (2016) uses a set of experiments to shed light on the “pledge and review” mechanism that is part of the recently adopted Paris Agreement on climate change. Their overall finding is that non-binding pledges, even with peer review, are ineffective. While their main result casts doubt on the ability of structured non-binding communication to help resolve social dilemmas, the experimental design makes it difficult to isolate the individual effect of each policy component.<sup>2</sup> Our study complements this literature by using an experimental design that allows us to isolate the effect of non-binding pledges both in a mitigation game and in a game with mitigation and adaptation.

Our research also adds to the broader experimental literature on the features of social dilemmas that influence cooperation (see Ledyard, 1995; Ostrom, 2006; Chaudhuri, 2011) by considering the interaction of collective and private protection options as strategic substitutes. The substantial body of work on public-good experiments demonstrates that people are more cooperative than a theory of materially self-interested players suggests. There is a thin but growing empirical literature on the interaction of mitigation and adaptation investments in social dilemma games (e.g., Hasson et al., 2010; Blanco et al., 2019). Hasson et al. (2010) run a simple experiment in which subjects can make a discrete investment in either mitigation or adaptation to avoid a public bad, but not both. Their two treatments vary how vulnerable subjects are to the impending harmful event. They find no significant treatment effects and observe that about 25 percent of subjects choose to mitigate over adapt. Blanco et al. (2019) focus attention on the role of heterogeneity in vulnerability to damages in social dilemmas with continuous mitigation (called public insurance) and adaptation (called private insurance) investments. They find that investments in public insurance are lower for those who face lower levels of potential damage. Moreover, subjects use public and private insurance investments as substitutes; that is, they contribute more to private insurance when they expect lower aggregate investments in public insurance. In contrast to the existing literature, our paper

---

<sup>2</sup>Barrett and Dannenberg (2016) consider a game in which players can make investments in a public account in order to avoid an impending loss. If the group’s contributions exceed a threshold then the probability of the loss occurring decreases, and eventually turns to zero with full contributions. In their experiment, the threshold is endogenously determined in a first stage. In the next stage players submit their intended contributions (i.e., pledges). They explore multiple “review” treatments in which group members award grades to other member’s intended contributions or combinations of intended and actual contributions. With this design the researchers cannot disentangle the effect of setting an endogenous threshold with the role of non-binding communication (with reviews) in a social dilemma.

focuses on a world with symmetric agents and our design allows us to compare the mitigation-adaptation environment to a mitigation-only environment with and without non-binding communication.

We start our analysis by concentrating on first-period decisions. Pledges increase investments in mitigation, but the effect is significant only when both mitigation and adaptation investments are possible. In contrast, and consistent with the literature, pledges do not change average investments in the standard mitigation-only linear public-good environment. Our panel-data analyses reveal that average treatment effects are fragile but at the same time subjects are very responsive to the pledges made by their group-members. That is, while the effects of non-binding communication wash out on average, it is clear that subjects do not treat the pledges as pure noise and reciprocate by investing more in mitigation when pledges are higher.

In the next section we introduce the mitigation and adaptation games. We then discuss the experimental design, parameter choices and formalize our testable hypotheses. The results section follows, beginning with first-period analysis and then moving into an analysis of the full panel. Then we conclude.

## 2 The games

Consider a world of  $n$  identical players that each face the possibility of suffering a loss from an impending natural disaster (i.e., a public bad). To manage the expected damage, different investment options are available in which subjects can invest their initial endowment.

### 2.1 The mitigation game

In this game each player can invest their endowment (or part of their endowment) in a public insurance account that mitigates the probability of the loss occurring. Specifically, player  $i$ 's expected payoff function is

$$\pi_i = e_i - m_i - (1 - \beta M)D, \tag{1}$$

where  $e_i$  is player  $i$ 's endowment. The variable  $m_i$  is player  $i$ 's choice of how much of her endowment to spend on mitigation where  $m_i \leq e_i$  and  $M = \sum m_i$ . The term  $D$  is the size of the impending damage from the loss and the term  $(1 - \beta M)$  is the probability the loss occurs, where  $\beta$  is a positive constant. Without any mitigation efforts (i.e.,  $M = 0$ ), each player faces certain damages of  $D$  from the group loss. The probability the loss occurs decreases by  $\beta$  for all players for each unit invested in mitigation by anyone. Mitigation, therefore, is a pure public good.

Throughout we assume that  $1 \geq \beta > 0$  and  $D > e_i$ . We also restrict  $(1 - \beta n e_i) \leq 0$  which ensures that players cannot reduce damages beyond zero. For convenience, from here on we



will assume the strict equality holds; that is,  $(1 - \beta ne_i) = 0$  so that if all  $n$  players contribute their entire endowments to mitigation then the probability the loss occurs is driven to zero and they completely avoid the damages.

The relationship between the parameters is chosen so that the mitigation decision is a social dilemma, with the familiar conflict between what is individually and socially optimal. In particular, the change in player  $i$ 's expected payoffs from an additional unit of mitigation is

$$\frac{d\pi_i}{dm_i} = \beta D - 1 < 0, \quad (2)$$

and therefore all risk-neutral players with self-interested payoff-maximizing preferences make zero contributions to mitigation in a non-cooperative Nash equilibrium. In relation to the broader public goods literature in experimental economics,  $\beta D$  is the marginal per-capita return (MPCR) which is strictly  $< 1$  in this game. It is also the case that

$$\beta n D - 1 > 0, \quad (3)$$

which tells us that the joint benefit from a unit of mitigation (the collective reduction in expected damages, which equals  $\beta n D$ ) is greater than the individual cost of mitigation (which is constant at 1). Therefore we have the familiar linear public good game in which no contributions are made in a Nash equilibrium but the social optimum is reached when all  $n$  players contribute their entire endowment to mitigation (and avoid all damages). In the non-cooperative Nash equilibrium each player earns  $e - D < 0$  and in the social optimal each player suffers zero losses.

## 2.2 The mitigation and adaptation game

Now consider a situation in which players have two strategies to protect themselves from the impending damages from the natural disaster. As before, players can invest in mitigation. In addition, however, they now also have the option to invest in private adaptive measures. Investment in adaptation reduces the size of the damage the investor will suffer from the disaster if it occurs. Therefore, adaptation yields private benefits in the form of a reduction in damages. Modeling adaptation as a private good is standard in the literature (Shibata and Winrich, 1983; Kane and Shogren, 2000; Zehaie, 2009; Buob and Stephen, 2011; Marrouch and Chaudhuri, 2011; Bayramoglu et al., 2018; Lazkano et al., 2016). This is in contrast to mitigation efforts which, as before, are pure public goods. A player's expected payoff function for the mitigation and adaptation game is

$$\pi_i = e_i - m_i - a_i - (1 - \beta M)(D - \gamma a_i), \quad (4)$$

where  $a_i$  is player  $i$ 's investment in adaptation. The term  $\gamma > 0$  captures the marginal effectiveness of adaptation efforts on the reduction of damages for player  $i$ . We add the

restriction that  $(1 - \gamma e_i \geq 0)$  which implies that a single player cannot reduce damages to zero by investing completely in adaptation. Note also that a player's budget constraint implies  $m_i + a_i \leq e_i$ . By differentiating the payoff function in (4) with respect to both mitigation and adaptation we get the following:

$$\frac{d\pi_i}{dm_i} = \beta(D - \gamma a_i) - 1, \quad (5)$$

$$\frac{d\pi_i}{da_i} = \gamma(1 - \beta M) - 1. \quad (6)$$

Equation (5) is decreasing in  $a_i$ , which illustrates that investment in adaptation reduces the marginal benefit of mitigation efforts. In addition, equation (6) is decreasing in  $M$ , as investments in mitigation reduce the marginal benefit of adaptation investments. Therefore mitigation and adaptation investments are substitutes in our model. This relationship is intuitive and ubiquitous in the literature modeling mitigation and adaptation with coalition formation (Bayramoglu et al., 2018; Lazkano et al., 2016) and without coalitions (Ingham et al., 2007; Zehaie, 2009; Buob and Stephen, 2011; Ebert and Welsch, 2012). It is important to note that we chose linear models for the mitigation and adaptation games because they are easily tested in the laboratory (e.g., Blanco et al., 2019). This is a departure from some of the established theoretical literature on mitigation-adaptation games, in which adaptation expenditures directly alter the effective damage functions. In particular, Ebert and Welsch (2012) show that emissions can be either strategic substitutes or complements depending on the specification of the damage function. The implication is that the relationships in equations (5) and (6) are not robust to all methods of modeling the interaction between mitigation and adaptation.

Since the marginal benefit from mitigation in our model is negative when  $a_i = 0$  and decreasing when  $a_i > 0$ , players maximize their payoffs by investing zero in mitigation with or without adaptation investment. When  $M = 0$ , equation (6) reduces to  $\frac{d\pi_i}{da_i} = \gamma - 1$ . Therefore, a player will either invest her entire endowment in adaptation if  $\gamma > 1$  or invest zero in adaptation if  $\gamma < 1$ . We will concentrate on the only interesting case in which  $\gamma > 1$  and so in equilibrium,  $m_i = 0$  and  $a_i = e_i$  for all players. A player's equilibrium payoff with adaptation possibilities is  $-(D - \gamma e_i)$  which is greater than the equilibrium payoff a player receives without the option to adapt  $(e_i - D)$  by the amount  $e_i(\gamma - 1) > 0$ . Of course, the social optimum in the mitigation-adaptation game is achieved when all  $n$  players invest fully in mitigation and drive the probability of the damages occurring to zero.

### 2.3 Pledges

We further consider the described games in a world in which the players have the opportunity to communicate their intended investment in mitigation before making their binding investment decisions. The games now involve two stages. In the first, each player gets to announce

their intended contribution to mitigation. Each player receives all other players' announcements (called "pledges") before making their mitigation (and adaptation, if feasible) decisions in a second stage. The pledges are non-binding and therefore have no effect on equilibrium decision making given payoff-maximizing risk-neutral players. Whether non-binding pledges influence behavior in practice remains an empirical question.

### 3 Experimental design and testable hypotheses

In this section we describe the treatments, parameter choices and derive our testable hypotheses. For parameters, we fixed group size at four ( $n = 4$ ), endowments at 10 ( $e = 10$ ), impending damages at 20 ( $D = 20$ ),  $\beta = 0.025$  and  $\gamma = 1.5$ . Earnings are reported in "tokens" which were converted into Euros at an exchange rate of 1 at the end of the experiment. To avoid the potential of subjects making negative earnings, we provided each player with a "savings" account of 25 tokens that could not be used for decision making. In total, there were four treatments: mitigation ( $M$ ), mitigation-adaptation ( $M\&A$ ), mitigation with pledges ( $MwP$ ) and mitigation-adaptation with pledges ( $M\&AwP$ ).

In all four treatments, when making their investment decisions each player also provides an estimate of how many tokens they believe the other group members will invest in the public account. Following the experimental literature, we incentivize the belief elicitation decision (e.g., Croson, 2007; Neugebauer et al., 2009; Fischbacher and Gächter, 2010; Smith, 2013). A player earns an additional two tokens if their estimate is within two tokens of the actual aggregate investment in the public account by the other three players.

#### 3.1 Mitigation ( $M$ )

In this treatment each of the four players make a decision regarding how much of their 10 token endowment they want to invest in mitigation. Each token contributed to mitigation reduces the probability each player incurs the 20 token loss by 2.5%. Therefore, expected damages decrease by  $0.025 \times 20 = 0.50$  for each token contributed toward mitigation. Since,  $0.50 < 1$  a self-interested payoff-maximizing player contributes zero tokens to mitigation. If instead all four players contribute all 10 tokens to mitigation ( $M = 40$ ) then the probability the damages occur (i.e.,  $1 - \beta M$ ) equals zero, which is the social optimum.

While the non-cooperative Nash equilibrium is  $M = 0$ , a long history of public good experiments inform us that diverse behavioral motives will lead people to contribute tokens to the public account (see research summarized in Ostrom and Walker, 2003; Camerer, 2006; Chaudhuri, 2011). In the experimental literature average contributions tend to start between 40 and 70 percent of endowments (between four and six tokens in our experiment) and decrease over multiple decision periods (Ledyard, 1995).

### 3.2 Mitigation and adaptation ( $M\&A$ )

In this treatment players have two investment opportunities. As in  $M$ , each token invested in mitigation reduces the probability of the damages occurring for everyone by 2.5%. On the other hand, a token invested in private adaptation reduces the size of the damage by 1.5 tokens for the investor alone. The two investments have competing effects on expected payoffs, as highlighted by the marginal effects presented below. The expected return (i.e., change in profit) for a token invested in mitigation given our parameter choices is

$$\frac{d\pi_i}{dm_i} = 0.025(20 - 1.5a_i) - 1.$$

Note that the expected change in profit is negative for  $0 \leq a_i \leq 10$ , and is decreasing as  $a_i$  increases. The expected change in profit for a token invested in private adaptation given our parameter choices is

$$\frac{d\pi_i}{da_i} = 1.5(1 - 0.025M) - 1.$$

Investments in adaptation increase profits given low levels of aggregate mitigation (e.g.,  $\frac{d\pi_i}{da_i} = 0.5$  when  $M = 0$ ), but get smaller with positive group investments in mitigation. Indeed, the change in profit from adaptation investment turns negative once aggregate investment in mitigation exceeds 13 tokens, and in those circumstances it is more lucrative to hold onto tokens rather than invest them. While no self-interested payoff-maximizing player contributes to mitigation in a Nash equilibrium, we know that positive contributions to mitigation can be expected in social dilemma environments. If a player *expects* positive investments in mitigation then investing in adaptation is less lucrative than a marginal increase in profit of 0.5 tokens. In fact, given high enough investments in mitigation by other players the expected return from adaptation may be lower than the expected return from mitigation. To see this, consider the return from mitigation given that a player does not contribute anything to adaptation. This return is -0.50 tokens. The return from a token invested in adaptation drops below -0.50 once aggregate mitigation investments reach 27 tokens (i.e., at least 90 percent of others' total endowments). In summary, a player would need to expect very high investments in mitigation from others to find investing in mitigation more profitable than adaptation. This of course is an empirical question, and a comparison between behaviors in  $M$  and  $M\&A$  will allow us to test the following hypothesis.

**Hypothesis 1** *When players have the opportunity to invest in private adaptation, investments in mitigation decrease.*

### 3.3 Mitigation and adaptation with non-binding pledges

For the next two treatments, i.e., *MwP* and *M&AwP*, we add non-binding pledges to the *M* and *M&A* treatments, respectively. In the first stage players make a “pledge” regarding how many tokens they will invest in mitigation in the second stage (from zero to 10). The pledges are revealed to the other group members at the conclusion of the first stage (by randomly assigned subject ID that remains the same throughout the experiment). Therefore, before making investment decisions players will know how many tokens each other player pledged to invest in mitigation alone. We also provide a calculation of the total number of tokens pledged by the group. The players are informed that their pledges are not binding and they will have the chance to contribute more or less than their pledged amount (within the zero to 10 token range).

The literature on non-binding communication with feedback in public goods experiments informs our next hypothesis.

**Hypothesis 2** *When players only have the opportunity to make investments in mitigation, non-binding pledges have a positive but insignificant effect on average mitigation investments.*

The hypothesis leans on the results from the previous experiments discussed in the introduction that report small (and often insignificant) increases in public-good contributions when players have the chance to communicate with one another using “numeric cheap talk”.

The novelty of our experiment is that we can explore the effectiveness of pledges in a more complex world in which resource users have both mitigative and adaptive investment opportunities. Our third hypothesis concerns the relative effectiveness of non-binding pledges when players can either invest only in mitigation or both mitigation and adaptation. It is partially based on previous research (e.g., Bochet et al., 2006; Bochet and Putterman, 2009) which suggests that players do not treat pledges as pure noise.

Suppose that players, to some extent, trust that others will comply with their pledges regarding mitigation investments. In other words, suppose that subjects expect pledges and mitigation amounts to be positively correlated (we later show that this is indeed the case). Also recall that mitigation and adaptation investments are strategic substitutes, where increases in mitigation reduce the return on investing in adaptation. If we expect non-binding pledges to increase others’ investments in mitigation (at least weakly), this causes the marginal return to adaptation to decrease (and can turn negative). This, in turn, reduces one’s own incentive to invest in adaptation. And with a decrease in investment in adaptation, the marginal return to mitigation increases. This leads to our next hypothesis

**Hypothesis 3** *When players have the opportunity to make investments in both mitigation and adaptation, non-binding pledges have a stronger positive effect on average mitigation investment compared to when only mitigation investments are feasible.*

### 3.4 Protocols

The experiments were conducted at the University of Innsbruck in November of 2017. For each of the four treatments, we ran two sessions of 24 subjects for a total of 48 individuals and 12 groups per treatment. The groups remained fixed during 10 repeated periods of the same game leading to a panel of 480 individual-level observations and 120 group-level observations per treatment. The experiment was programmed in zTree (Fischbacher, 2007) and the instructions were provided on paper and read aloud by the moderator (see Supplementary Materials for instructions). Subjects had to correctly answer a series of control questions testing their understanding of how earnings are determined before moving forward with the decision periods. On average, the experiment lasted under one hour and students earned 18 Euros.

## 4 Results

### 4.1 First period results

We begin with an analysis of decisions made in the first period, which allows for simple statistical tests because each individual-level and group-level observation is independent. Table 1 contains the average individual investments in mitigation and adaptation for each of the treatments.

First, a comparison between average mitigation levels in the mitigation-only treatment ( $M$ ) and the mitigation and adaptation treatment ( $M\&A$ ) reveals support for Hypothesis 1. Subjects on average invest about two thirds of their endowment in mitigation (6.69 tokens) in the baseline mitigation-only treatment, and invest 5.44 tokens in the mitigation and adaptation treatment. A pairwise  $t$ -test of the means reveals that when subjects have the opportunity to protect themselves from damages through adaptation they significantly reduce investments in mitigation (6.69 vs. 5.44,  $p < 0.01$ ).

Table 1: Average investments, pledges and expectations in initial period

	Investment in mitigation	Investment in adaptation	<i>Pledged</i> investment in mitigation	<i>Expected</i> investment in mitigation by others
$M$	6.69 (0.420)	—	—	21.83 (0.936)
$M\&A$	5.44 (0.495)	2.77 (0.486)	—	18.65 (0.882)
$MwP$	7.42 (0.337)	—	7.96 (0.316)	23.17 (0.708)
$M\&AwP$	7.31 (0.443)	1.40 (0.358)	8.00 (0.352)	21.35 (0.838)

Notes: Each cell contains averages ( $n = 48$ ) and standard errors are in parentheses.

When pledges are introduced to the mitigation-only treatment ( $MwP$ ), average investment in mitigation increases (from 6.69 to 7.42 tokens) but the difference is not significant ( $p = 0.179$ ). Therefore our findings from the the first-period data in the mitigation-only treatment are consistent with other studies using numeric cheap talk (e.g., Bochet et al., 2006; Bochet and Putterman, 2009), and with our second hypothesis that non-binding pledges have an insignificant effect on mitigation investment.

Pledges, however, have a significant positive effect on investments in mitigation when subjects have the opportunity to invest in adaptation as well. The average investment in mitigation increases from 5.44 to 7.31 tokens when subjects make pledges in the mitigation and adaptation treatment ( $M\&A$  vs.  $M\&AwP$ ,  $p < 0.01$ ). Therefore we find evidence in support of Hypothesis 3. In other words, in a social dilemma situation in which resource users can mitigate and adapt to impending damages, the use of pledges leads to higher provision of a public good and, in turn, efficiency.

We now turn to investments in adaptation. Recall that if all players were purely materially self-interested then they would invest all 10 tokens in adaptation. Our data clearly do not support the predictions from a model of purely self-interested agents. In contrast, investments in adaptation are quite low. In our treatment without pledges ( $M\&A$ ), subjects invest an average of 2.77 tokens to adaptation. When pledges are introduced ( $M\&AwP$ ), investments in adaptation drop significantly (from 2.77 to 1.40,  $p = 0.025$ ). In short, we find that in a mitigation-adaptation environment, non-binding pledges cause a significant decrease in investment in adaptation and a significant increase in investment in mitigation.

The final column in Table 1 shows average expectations of the others group members' investments in mitigation (the variable ranging from 0 to 30). When comparing  $M$  with  $M\&A$ , the expected investments in mitigation go down (from 21.83 to 18.65,  $p = 0.015$ ) when subjects also have the opportunity to adapt. When pledges are introduced, they have no significant effect on expectations in the mitigation-only treatments (from 21.83 to 23.17,  $p = 0.259$ ). However, pledges do have a significant effect on expectations in mitigation when subjects can adapt (from 18.65 to 21.35,  $p = 0.028$ ). Recall, that Hypothesis 3 was developed under the premise that pledges would increase expectations about others' investments in mitigation, and in turn make individual investments in adaptation less lucrative. We find evidence that pledges significantly increase expectations about mitigation investment. Therefore, the data are consistent with the theory that pledges increase investments in mitigation because adaptation is expected to be less lucrative.

To conclude the first-period analysis we examine the level of compliance with individual pledges. A compliant subject is one who actually invests at least as much as they pledged to invest in mitigation. In  $MwP$ , 75% of subjects were compliant and in  $M\&AwP$  81.25% of subjects were compliant. The difference in compliance rates between treatments is not significant ( $p = 0.459$ ). Perhaps more surprising than the high binary compliance measure,

we find that, on average, groups invest as much to mitigation as they pledged to. This holds for both treatments  $MwP$  and  $M&AwP$  ( $p = 0.241$  and  $p = 0.206$ , respectively).

In summary we find that non-binding pledges significantly increase expected and actual investments in mitigation but only when subjects had opportunities to invest in both mitigation and adaptation. Moreover, while pledges were non-binding, over 3/4 of subjects were either compliant or over-compliant in both treatments. Finally, on average, groups invest as much as they pledged to in the first period of decision making. The first-period analysis suggests that the average participant is truthful with their pledge, and believes others will be as well. In a world with mitigation and adaptation, pledges increase provision of the public good and bring groups closer to the social optimum.

## 4.2 Panel-data analysis

In this section we analyze the full panel of decisions made over the 10-period experiment. We start by reporting the same summary statistics shown in Table 1 for the pooled dataset. These statistics can be found in Table 2. When comparing the two summary statistics tables it is clear that over the 10 periods average investments, pledges and expectations about others' mitigation decrease while investments in adaptation increase relative to the first period.

Table 2: Average investments, pledges and expectations pooled over the 10-period experiment

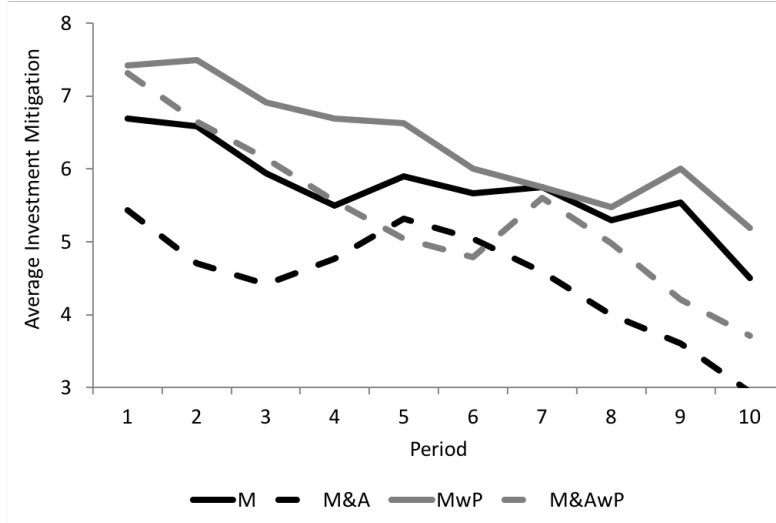
	Investment in mitigation	Investment in adaptation	<i>Pledged</i> investment in mitigation	<i>Expected</i> investment in mitigation by others
$M$	5.74 (0.143)	—	—	19.00 (0.293)
$M&A$	4.49 (0.175)	4.11 (0.191)	—	14.76 (0.368)
$MwP$	6.36 (0.124)	—	7.16 (0.106)	20.38 (0.249)
$M&AwP$	5.40 (0.187)	3.51 (0.192)	6.89 (0.156)	17.74 (0.418)

Notes: Each cell contains averages ( $n = 480$ ) and standard errors are in parentheses.

Figure 1 illustrates the average investment made to mitigation for each treatment over the 10 periods. The solid lines are the two treatments with only mitigation investments, the black line is  $M$  (without pledges) and the grey line is  $MwP$  (with pledges). Treatment  $M$  is the closest to the traditional linear public-goods game in the experimental literature. Similar to what others have documented (see Ledyard, 1995), we find that investments in mitigation start at roughly 66% of endowments and decay over the course of the experiment (ending at about 45%). When subjects could make pledges in the mitigation game ( $MwP$ ), investments in mitigation are higher but the gap between the average investments in  $M$  and  $MwP$  closes toward the end of the experiment.

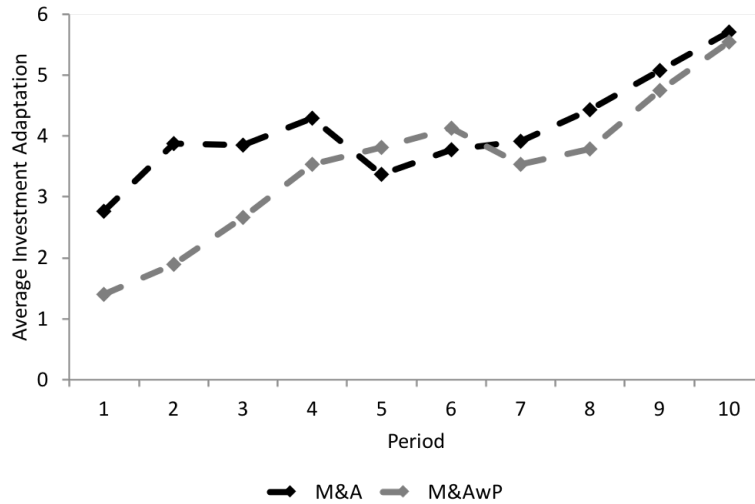


Figure 1: Average investment in mitigation by treatment over 10 periods



The dashed lines are from the two treatments with adaptation investment opportunities; the dashed black line is *M&A* (without pledges) and the dashed grey line is *M&AwP* (with pledges). From a quick visual comparison of the two treatments, pledges appear to have a more pronounced initial effect in the mitigation-adaptation environment compared to the mitigation-only environment but this too dissipates toward the middle of the experiment, only to rebound slightly at the end. Figure 2 traces the average investment made in adaptation over the 10 periods. Again, the dashed black line is from the treatment without pledges (*M&A*) and the dashed grey line is from the treatment with pledges (*M&AwP*). Pledges appear to reduce investment in adaptation in the early periods but the effect vanishes with repeated play.

Figure 2: Average investment in adaptation by treatment over 10 periods



Figures 1 and 2 are constructed with average values over time which masks any individual and group-level effects. To address this, we turn to panel regression models to estimate treatment effects when controlling for repeated group and individual decision making. We start with the simplest linear model in which the dependent variable - investment in mitigation - is regressed on treatment dummies ( $M$  is the reference category) while controlling for period, individual and group effects. We also add a metric capturing a subject's degree of loss aversion using the instrument from Gächter et al. (2007). The variable ranges from zero to six, with higher values indicating a greater degree of loss aversion (i.e., rejecting more gambles to avoid potential losses). We then add additional covariates in order to get a better picture of the role expectations and previous-period outcomes play in decision making. These results are included in Table 3. For ease of comparison with results from the previous section, the first two models in Table 3 include first-period decision making only.

Table 3: Conditional analyses of mitigation investments

	1st Period		Pooled		
	Model 1	Model 2	Model 3	Model 4	Model 5
$MwP$	0.743 (0.607)	0.346 (0.508)	0.731 (0.700)	0.308 (0.288)	0.101 (0.143)
$M\&A$	-1.243** (0.606)	-0.358 (0.516)	-1.203 (0.897)	-0.124 (0.356)	0.130 (0.161)
$M\&AwP$	0.640 (0.607)	0.750 (0.507)	-0.217 (0.900)	0.044 (0.360)	-0.017 (0.172)
<i>Loss Aversion</i>	-0.051 (0.112)	0.033 (0.094)	-0.407*** (0.146)	-0.171*** (0.062)	-0.086** (0.035)
<i>Expected others</i>	—	0.281*** (0.031)	—	0.261*** (0.012)	0.200*** (0.018)
<i>Period</i>	—	—	-0.242*** (0.040)	-0.083*** (0.022)	-0.005 (0.024)
<i>Damages hit last period</i>	—	—	—	—	-0.379** (0.156)
<i>Mitigation last period</i>	—	—	—	—	0.381*** (0.044)
<i>constant</i>	6.765*** (0.461)	0.503 (0.792)	7.684*** (0.553)	1.489*** (0.370)	-0.052 (0.316)
$n$	192	192	1920	1920	1728
$F$	3.43***	20.33***	—	—	—
$\chi^2$	—	—	47.12***	1178.31***	3957.52***
$H_0 : M\&A = M\&AwP$	$p < 0.01$	$p = 0.032$	$p = 0.327$	$p = 0.663$	$p = 0.367$

Notes: Standard errors in parentheses, \*  $p < 0.10$ , \*\*  $p < 0.05$ , \*\*\*  $p < 0.01$

From Model 1 we see that mitigation investments significantly decrease in the  $M\&A$  treatment relative to the  $M$  treatment. This is consistent with our previous finding that

adaptation opportunities reduce investment in mitigation in the initial period. While the inclusion of pledges has no effect on average mitigation in the mitigation-only environments, a comparison between *M&A* and *M&AwP* reveals that pledges significantly increase average investment in mitigation when users can invest in adaptation. The  $p$ -values for these hypotheses tests are contained in the last row of Table 3.

Model 2 adds the expected investment in mitigation from the other three group members (between 0 and 30) as an additional covariate. This variable is highly significant suggesting that people act as conditional cooperators and are more willing to invest in mitigation if they think others will do so as well. Note that Model 2 includes the *expectation* rather than the *pledge* by others for two reasons: First, the expectations variable was solicited for all four treatments, while by design, we only have pledges for half of the treatments. Second, given that subjects form their expectations at least partially based on the pledged amount by others, these variables are highly correlated (i.e., Pearson correlation coefficient of 0.7565,  $p < 0.01$ ) and including them together leads to both variables appearing insignificant.<sup>3</sup> Later in this section (Table 4), we analyze mitigation decisions using only the two treatments with pledges and include the aggregate amount pledged by others (while dropping expectations). Finally, we observe that loss aversion does not have a significant effect on subjects' first period decisions.

The pooled models (Models 3 - 5) include a period variable, an error term with subject random effects and robust standard errors clustered at the group level. In Model 3 we immediately see that the average treatment effects are no longer present. That is, pledges do not have a significant effect on average mitigation investment in either the mitigation-only or the mitigation and adaptation environments. The period variable is picking up a negative and highly significant time trend. Model 4 adds the expectation of others' investment in mitigation, and this variable is highly significant. The negative time trend remains significant in Model 4. The final model includes a lagged variable that equals one if the individual suffered damages in the previous period as well as a lag for own investment in mitigation in the previous period. Unsurprisingly, the variable for last-period mitigation is highly significant and positive. The lagged damage variable is negative and highly significant suggesting that if individuals suffered damages in the previous period then they are less willing to invest in the collective strategy of mitigation. Note that while the expectation variable remains significant in Model 5, the period time trend is now insignificant. This suggests that the *period* variable in Models 3 and 4 was, in part, picking up individuals' reactionary responses to whether they were able to collectively prevent the damages from occurring in the previous period. Similarly, while remaining significant, the loss aversion measure loses explanatory power when the two lagged variables are included. However, we can conclude that more loss averse subjects invest less in mitigation.

---

<sup>3</sup>The variance inflation factor diagnostic is close to 20 for these variables.

To round out the analysis on mitigation investments, we concentrate on the role pledges play in treatments *MwP* and *M&AwP*. Table 4 shows estimates from two panel models that are closely linked to Models 4 and 5 from Table 3 except that we include others' pledges in place of expectation of others' investment. From Models 6 and 7, the amount the other group members pledge is positively correlated with own mitigation investment and is highly significant ( $p < 0.01$ ). In Model 6 we again observe a negative and highly significant period time trend, but this dissipates once we include (in Model 7) the lagged variable capturing whether the group suffered damages in the previous period and one's own mitigation investment last period. Again, we observe that loss aversion drives down investments in mitigation.

Table 4: The role of pledges on mitigation investments

	Model 6	Model 7
<i>M&amp;AwP</i>	-0.782 (0.518)	-0.444 (0.266)
<i>Loss aversion</i>	-0.419*** (0.111)	-0.248*** (0.065)
<i>Others' pledge</i>	0.200*** (0.022)	0.132*** (0.021)
<i>Period</i>	-0.186*** (0.042)	0.010 (0.042)
<i>Damages hit last period</i>	—	-0.987*** (0.300)
<i>Mitigation last period</i>	—	0.411*** (0.036)
<i>constant</i>	3.827*** (0.736)	1.569** (0.631)
<i>n</i>	960	864
$\chi^2$	239.70***	1088.67***

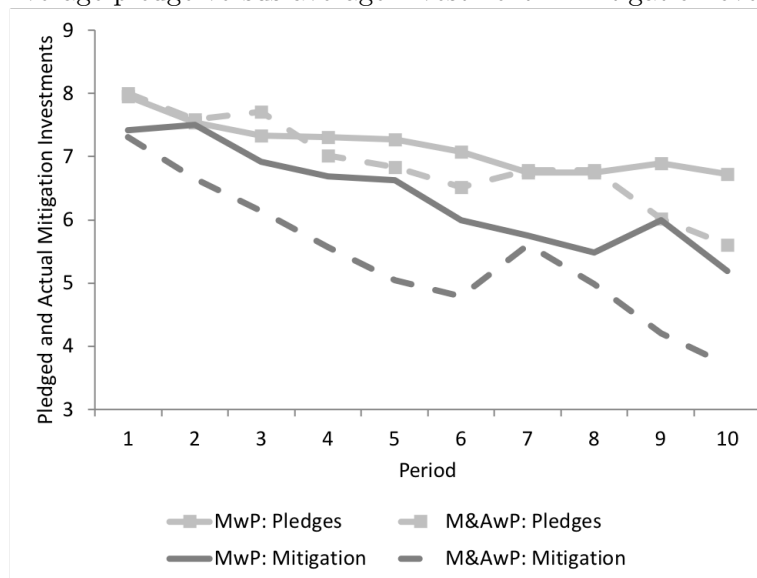
Notes: Standard errors in parentheses, \*  $p < 0.10$ , \*\*  $p < 0.05$ , \*\*\*  $p < 0.01$ .

In summary, we find that the aggregate effect of pledges on mitigation we observed in the first period for settings with mitigation and adaptation washes out with repetition of the game. This does not imply that pledges do not matter. In contrary, we show that pledges have a significant impact on mitigation decisions. When pledges increase so does mitigation, and when pledges decrease investment in mitigation decreases. This finding ties into the economics literature on reciprocity (e.g., Rabin, 1993), and in particular supports a theory of how reciprocal strategies can enhance mitigation efforts in environmental agreements (Nyborg, 2018).

### 4.3 Decreasing pledges and the role of non-compliance

A main finding from the first-period analysis is that non-binding pledges significantly increase investment in mitigation when players can also invest in private adaptation. Here we explore why the effectiveness of making pledges, on average, unravelled as groups of players made repeated decisions. Figure 3 shows the time series of individual pledges and actual investments. Again, the dashed lines are the treatments with adaptation, the dark lines are the investments in mitigation and the light grey lines are the pledged amounts. The gap between average pledges and average mitigation investment appears to widen over time, suggesting increasing non-compliance. It is also important to note that while the gap between the lines widens, both pledges and mitigation appear highly correlated suggesting that pledges are not viewed as pure noise.

Figure 3: Average pledge versus average investment in mitigation over 10 periods



The most glaring result from Figure 3 is that average pledges decrease over time. Since mitigation investment is highly correlated with pledges, it too falls. This begs the question of why players decrease the amount they pledge to mitigation over the course of the experiment. This could be related to compliance behavior. Recall that in the first period, on average, groups complied with what they pledged to do. It is also interesting to note that in the first period players *expected* that their group members would largely comply with their pledges in the *MwP* treatment but not in the *M&AwP* treatment. In *MwP*, the expected contribution was 23.17 compared to the pledged amount of 23.88 ( $p = 0.431$ ). In *M&AwP*, players expected a bit more non-compliance; that is, the expected contribution was 21.35 compared to the pledged amount of 24.0 in ( $p = 0.012$ ). From Figure 3 it is clear that the compliance levels decrease in both treatments over the 10 periods.

To explore the relationship between pledges and compliance we estimate additional re-

gression models for the two treatments *MwP* and *M&AwP* presented in Table 5. In these models the dependent variable is an individual’s pledge. Along with the treatment dummy and controls for period, individual and group effects, we regress pledged amounts on compliance variables. One variable we include is a lagged measure of non-compliance (called *lagged non-compliance*). This variable is the difference between the sum of the others’ pledges and the sum of the others’ actual investment in mitigation in the previous period. Leaning on a body of experimental work documenting that people are conditionally cooperative (e.g., Fischbacher et al., 2001; Frey and Meier, 2004), our prior is that greater non-compliance from others last period reduces the amount individuals pledge this period. We also include a variable called *expected non-compliance*, which is the difference between the sum of the other’s pledges and the individual’s expectation of the sum of the others’ investment. Here we explore whether people condition their pledges on the expected level of compliance of their group members. That is, increases in expected non-compliance in the current period could reduce the amount an individual is willing to pledge. Table 5 contains results from three models, the first two parse the dataset by treatment and the third pools the two treatments with pledges. The models are estimated with subject-specific random effects and robust standard errors clustered at the group level.

Table 5: Pledges as a function of actual and expected non-compliance

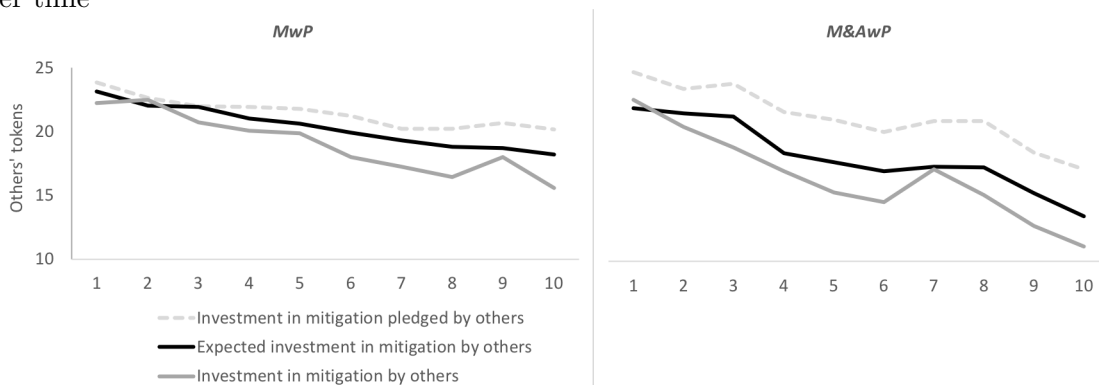
	MwP	M&AwP	Pooled
<i>M&amp;AwP</i>	—	—	-0.024 (0.641)
<i>Lagged Non-compliance</i>	-0.012 (0.029)	-0.008 (0.031)	-0.008 (0.024)
<i>Expected Non-compliance</i>	-0.057** (0.026)	-0.124* (0.074)	-0.102** (0.050)
<i>Loss aversion</i>	0.211 (0.188)	-0.493*** (0.181)	-0.144 (0.134)
<i>Period</i>	-0.061 (0.043)	-0.125 (0.092)	-0.078 (0.056)
<i>Damages hit last period</i>	-0.256 (0.301)	-1.170* (0.707)	-0.741*** (0.263)
<i>constant</i>	7.232*** (0.610)	9.226*** (0.550)	8.160*** (0.651)
<i>n</i>	432	432	864
$\chi^2$	18.84***	81.34***	39.64***

Notes: Standard errors in parentheses, \* p<0.10, \*\* p<0.05, \*\*\* p<0.01

Across all three models, we find that pledges decrease significantly when expected non-compliance increases. The effect is significant in both treatments, but the coefficient is

twice as large in the treatment with adaptation. The relative measures of expected non-compliance between the two treatments are also illustrative. Pooled over all rounds, there is significantly more expected non-compliance on average in the treatment with both mitigation and adaptation (1.108 in *MwP* vs. 2.921 in *M&AwP*,  $p < 0.01$ ). To get a better picture of the data over time, Figure 4 shows the development of pledges and actual investment by others, and own expectations over 10 periods separated in two panels for the respective treatments. The gap between the dashed line and the grey line in each panel is the level of non-compliance (i.e., pledges - investment). The gap between the dashed line and the black line is expected non-compliance (i.e., pledges - expectations). It is clear that players expect their counterparts to comply less when they have both mitigation and adaptation investment strategies available (compared to mitigation only). In short, the measure of actual and expected non-compliance is greater in *M&AwP* than *MwP*, and in turn we observe a more pronounced reduction in pledges over time in the *M&AwP* treatment.

Figure 4: Pledges, expectations and investment in mitigation by the other group members over time



From Table 5 we also see that lagged non-compliance is insignificant in all three models, suggesting that players do not condition their pledges on the level of compliance from the previous period. Although we do find that lagged non-compliance and expected non-compliance are highly correlated (Pearson correlation of 0.485,  $p < 0.01$ ), the variance inflation factor (*VIF*) diagnostic does not suggest a problem of multicollinearity (i.e., *VIFs*  $< 2$ ) which justifies the inclusion of both. Interestingly, when the group suffered damages in the previous period it decreased the amount players pledged but only when they also had adaptation opportunities. It appears that the outside option of private adaptation triggers a more reactionary response to a group failing to prevent damages through collective action. In other words, suffering damages causes a movement from public mitigation to private adaptation investment and the pledges reflect that.

Non-compliance with pledges has important implications though for the formation of beliefs about others' behavior. Specifically, in environments where pledges are available, subjects have two sources of information on which they can base their expectations: (i) the

pledge and (ii) the actual behavior of others in the previous periods of the game. Table 6 provides evidence that both variables have a highly significant impact on the formation of expectations. The size of the effect of pledges by others, however, is smaller in the *M&A* treatment and subjects in this environment base their expectations more heavily on the actual behavior of their peers in the previous period. We argue that this is the case because - as we have shown above - pledges are perceived as less credible whenever adaptation enables subjects to privately protect from the damage.

Table 6: The role of pledges and previous contributions on the formation of expectations

	MwP	M&AwP	Both
<i>M&amp;AwP</i>	—	—	-1.168* (0.638)
<i>Others' pledge</i>	0.487*** (0.049)	0.413*** (0.124)	0.434*** (0.069)
<i>Others' mitigation last period</i>	0.357*** (0.080)	0.465*** (0.052)	0.428*** (0.041)
<i>Loss aversion</i>	-0.303* (0.175)	-0.133 (0.339)	-0.232 (0.154)
<i>Period</i>	-0.097** (0.043)	-0.104 (0.079)	-0.094** (0.045)
<i>Constant</i>	3.917* (1.999)	2.025 (2.561)	3.525** (1.501)
<i>n</i>	432	432	864
$\chi^2$	175.89***	303.63***	409.93***

Notes: Standard errors in parentheses, \*  $p < 0.10$ , \*\*  $p < 0.05$ , \*\*\*  $p < 0.01$



## 5 Conclusion

This study presents experimental results on the role that non-binding pledges have on managing a threat of probabilistic group damages. A novel feature of our research is that we consider the interaction of two strategies that parties can use to manage the threat. They can work collectively to try to mitigate the root cause of the damage, or they can work autonomously to try and protect themselves from the damages if they occur. While both collective and private strategies are typically available to manage group damages, most of the literature neglects the strategic interaction between the two.

Consistent with our hypotheses, pledges increase investments in mitigation on average, but the effect is significant only when both mitigation and adaptation investments are possible. Our panel-data analyses reveal that these average treatment effects are fragile. The efficiency gains from pledges all but disappear when controlling for period, subject and group effects. However, the data reveal that players take the pledges as informative and, in addition to actual behavior in the previous period, as an important source of information to form expectations about others' behavior. Investments in collective mitigation are made conditional on the amount pledged by others and we find surprisingly high compliance rates with the non-binding pledges.

We interpret these results as supporting two reasons to be somewhat more optimistic regarding the potential of pledges to enhance cooperation than the previous literature suggests. First, the finding from the previous literature that numeric cheap talk is ineffective (Chen and Komorita, 1994; Wilson and Sell, 1997; Bochet et al., 2006; Bochet and Putterman, 2009) might understate the short-term effects that pledges can have when mitigation and adaptation are both feasible strategies to deal with potential losses. Second, while the effects of non-binding pledges wash out on average with repetition and experience, it is clear that subjects do not treat the pledges as pure noise and reciprocate by investing more in mitigation when they expect others to do so as well. Non-binding pledges matter a great deal in terms of formation of beliefs and prediction of behavior. The decrease in the average investment in mitigation is in part triggered by a decrease in the amounts players pledge over the course of the experiment. The crucial limitation in the effectiveness of pledges seems to be related to repeated and increasing levels of non-compliance. Expected levels of non-compliance increase with repetition in the game, while pledges and investment in mitigation decrease over time. This result highlights the importance of implementing mechanisms to deal with non-compliance when considering pledges as an instrument to enhance cooperation.

Of course the results from our experiment cannot be taken as definitive evidence of the role of non-binding pledges on collective action for any specific resource use problem. However, in the absence of existing empirical data, the laboratory environment provides a controlled setting (i.e., a testbed) in which institutions and policy components can be analyzed in a simplified setting in order to isolate their individual impacts (Smith, 1994; Falk and Heckman,

2009). Our experimental results contribute to the cumulative understanding of social dilemmas developed from a variety of methodological approaches and disciplines (e.g., Ostrom, 2006; Poteete et al., 2010). The results presented here should be of interest to political scientists, game theorists and other experimentalists focused on understanding collective action and the protection of shared environmental resources.

## References

- S. Barrett and A. Dannenberg. Climate negotiations under scientific uncertainty. *Proceedings of the National Academy of Sciences*, 109(43):17372–17376, 2012.
- S. Barrett and A. Dannenberg. Sensitivity of collective action to uncertainty about climate tipping points. *Nature Climate Change*, 4(1):36–39, 2014.
- S. Barrett and A. Dannenberg. An experimental investigation into pledge and review in climate negotiations. *Climatic Change*, 138(1-2):339–351, 2016.
- B. Bayramoglu, M. Finus, and J. Jaques. Climate agreements in a mitigation-adaptation game. *Journal of Public Economics*, 165:101–113, 2018.
- E. Blanco, E. Dutcher, and T. Haller. Social dilemmas with public and private insurance against losses. *Journal of Economic Behavior and Organization*, 2019.
- O. Bochet and L. Putterman. Not just babble: Opening the black box of communication in a voluntary contribution experiment. *European Economic Review*, 53:309–326, 2009.
- O. Bochet, T. Page, and L. Putterman. Communication and punishment in voluntary contribution experiments. *Journal of Economic Behavior and Organization*, 60:11–26, 2006.
- S. Buob and G. Stephen. To mitigate or to adapt: How to confront global climate change. *European Journal of Political Economy*, 27(1-16), 2011.
- C. Camerer. When does "economic man" dominate social behavior? *Science*, 311(5757):47–52, 2006.
- A. Chaudhuri. Sustaining cooperation in laboratory public goods experiments: A selective survey of the literature. *Experimental Economics*, 14(1):47–83, 2011.
- X. Chen and S.S. Komorita. The effects of communication and commitment in a public goods social dilemma. *Organizational Behavior and Human Decision Processes*, 60:367–386, 1994.
- V. Crawford. A survey of experiments on communication via cheap talk. *Journal of Economic Theory*, 78(2):286–298, 1998.
- R. Croson. Theories of commitment, altruism and reciprocity: Evidence from linear public good games. *Economic Inquiry*, 45(2):199–216, 2007.
- U. Ebert and H. Welsch. Adaptation and mitigation in global pollution problems: Economic impacts of productivity, sensitivity, and adaptive capacity. *Environmental and Resource Economics*, 52:49–64, 2012.

- A. Falk and J.J. Heckman. Lab experiments are a major source of knowledge in the social sciences. *Science*, 326:535–538, 2009.
- U. Fischbacher. z-tree: Zurich toolbox for ready-made economic experiments. *Experimental Economics*, 10(2):171–178, Jun 2007. ISSN 1573-6938. doi: 10.1007/s10683-006-9159-4. URL <https://doi.org/10.1007/s10683-006-9159-4>.
- U. Fischbacher and S. Gächter. Social preferences, beliefs, and the dynamics of free riding in public goods experiments. *American Economic Review*, 100(1):541–556, 2010.
- U. Fischbacher, S. Gächter, and E. Fehr. Are people conditionally cooperative? evidence from a public goods experiment. *Economics Letters*, 71(3):397–404, 2001.
- B. Frey and S. Meier. Social comparisons and pro-social behavior: Testing conditional cooperation in a field experiment. *American Economic Review*, 94(5):1717–1722, 2004.
- S. Gächter, E. J. Johnson, and A. Herrmann. Individual-level loss aversion in riskless and risky choices. *IZA Discussion Paper Series*, 2961, 2007.
- R. Hasson, A. Lofgren, and M. Visser. Climate change in a public goods game: Investment decision in mitigation versus adaptation. *Ecological Economics*, 70(2):331–338, 2010.
- A. Ingham, J. Ma, and A. Ulph. Climate change, mitigation and adaptation with uncertainty and learning. *Energy Policy*, 35:5354–5369, 2007.
- R.M. Isaac and J. Walker. Communication and free-riding behavior: The voluntary contribution mechanism. *Economic Inquiry*, 26:585–608, 1988.
- S. Kane and J. Shogren. Linking adaptation and mitigation in climate change policy. *Climatic Change*, 45:75–102, 2000.
- A. Koukoulis, M.V. Levati, and J. Weisser. Leading by words: A voluntary contribution experiment with one-way communication. *Journal of Economic Behavior and Organization*, 8:379–390, 2012.
- I. Lazkano, W. Marrouch, and B. Nkuiya. Adaptation to climate change: How does heterogeneity in adaptation costs affect climate coalition? *Environment and Development Economics*, 21(6):812–838, 2016.
- J. Ledyard. Public goods: A survey of experimental research. In J. Kagel and A. Roth, editors, *Handbook of Experimental Economics*. Princeton University Press, 1995.
- W. Marrouch and A.R. Chaudhuri. International environmental agreements in the presence of adaptation. *FEEM Working Paper No. 35*, 2011.

- M. Milinski, R. D. Sommerfeld, H.J. Krambeck, F.A. Reed, and J. Marotzke. The collective-risk social dilemma and the prevention of simulated dangerous climate change. *Proceedings of the National Academy of Sciences*, 105(7):2291–2294, 2008.
- T. Neugebauer, J. Perote, U. Schmidt, and M. Loose. Selfish-biased conditional cooperation: On the decline of contributions in repeated public goods experiments. *Journal of Economic Psychology*, 30(1):52–60, 2009.
- K. Nyborg. Reciprocal climate negotiators. *Journal of Environmental Economics and Management*, 92:707–725, 2018.
- R. Oprea, G. Charness, and D. Friedman. Continuous time and communication in a public-goods experiment. *Journal of Economic Behavior and Organization*, 108:212–223, 2014.
- E. Ostrom. The value-added of laboratory experiments for the study of institutions and common-pool resources. *Journal of Economic Behavior and Organization*, 61(2):149–163, 2006.
- E. Ostrom and J. Walker. *Trust and Reciprocity: Interdisciplinary Lessons for Experimental Research*. Russell Sage Foundation, 2003.
- E. Ostrom, R. Gardner, and J. Walker, editors. *Rules, Games and Common-Pool Resources*. University of Michigan Press, 1994.
- T.R. Palfrey and H. Rosenthal. Testing for effects of cheap talk in a public goods game with private information. *Games and Economic Behavior*, 3:183–220, 1991.
- G. Pogrebna, D.H. Krantz, C. Schade, and C. Keser. Words versus actions as a means to influence cooperation in social dilemma situations. *Theory and Decision*, 71:473–502, 2011.
- A.R. Poteete, M.A. Janssen, and E. Ostrom. *Working Together: Collective Action, the Commons, and Multiple Methods in Practice*. Princeton University Press, 2010.
- M. Rabin. Incorporating fairness into game theory and economics. *American Economic Review*, 83:1281–1302, 1993.
- D. Sally. Conversation and cooperation in social dilemmas. *Rationality and Society*, 7(1): 58–92, 1995.
- H. Shibata and J.S. Winrich. Control of pollution when the offended defend themselves. *Economica*, 50(200):425–437, 1983.
- A. Smith. Estimating the causal effect of beliefs on contributions in repeated public good games. *Experimental Economics*, 16:414–425, 2013.

- V. Smith. Economics in the laboratory. *Journal of Economic Perspectives*, 8(1):113–131, 1994.
- A. Tavoni, A. Dannenberg, G. Kallis, and A. Loschel. Inequality, communication, and the avoidance of disastrous climate change in a public goods game. *Proceedings of the National Academy of Sciences*, 108(29):11825–11829, 2011.
- R.K. Wilson and J. Sell. Liar, liar: Cheap talk and reputation in repeated public goods settings. *The Journal of Conflict Resolution*, 41(5):695–717, 1997.
- F. Zehaie. The timing and strategic role of self-protection. *Environmental and Resource Economics*, 44:337–350, 2009.

**University of Innsbruck - Working Papers in Economics and Statistics**  
**Recent Papers** can be accessed on the following webpage:

<https://www.uibk.ac.at/eeecon/wopec/>

- 2019-04 **David M. McEvoy, Tobias Haller, Esther Blanco:** The Role of Non-Binding Pledges in Social Dilemmas with Mitigation and Adaptation
- 2019-03 **Katharina Momsen, Markus Ohndorf:** When do people exploit moral wiggle room? An experimental analysis in a market setup
- 2019-02 **Rudolf Kerschbamer, Daniel Neururer, Matthias Sutter:** Credence goods markets and the informational value of new media: A natural field experiment
- 2019-01 **Martin Geiger, Eric Mayer, Johann Scharler:** Inequality and the Business Cycle: Evidence from U.S. survey data
- 2018-18 **Matthias Sutter, Jürgen Huber, Michael Kirchler, Matthias Stefan, Markus Walzl:** Where to look for the morals in markets?
- 2018-17 **Rene Schwaiger, Michael Kirchler, Florian Lindner, Utz Weitzel:** Determinants of investor expectations and satisfaction. A study with financial professionals
- 2018-16 **Andreas Groll, Julien Hambuckers, Thomas Kneib, Nikolaus Umlauf:** LASSO-Type Penalization in the Framework of Generalized Additive Models for Location, Scale and Shape
- 2018-15 **Christoph Huber, Jürgen Huber:** Scale matters: Risk perception, return expectations, and investment propensity under different scalings
- 2018-14 **Thorsten Simon, Georg J. Mayr, Nikolaus Umlauf, Achim Zeileis:** Lightning prediction using model output statistics
- 2018-13 **Martin Geiger, Johann Scharler:** How do consumers interpret the macroeconomic effects of oil price fluctuations? Evidence from U.S. survey data
- 2018-12 **Martin Geiger, Johann Scharler:** How do people interpret macroeconomic shocks? Evidence from U.S. survey data
- 2018-11 **Sebastian J. Dietz, Philipp Kneringer, Georg J. Mayr, Achim Zeileis:** Low visibility forecasts for different flight planning horizons using tree-based boosting models
- 2018-10 **Michael Pfaffermayr:** Trade creation and trade diversion of regional trade agreements revisited: A constrained panel pseudo-maximum likelihood approach
- 2018-09 **Achim Zeileis, Christoph Leitner, Kurt Hornik:** Probabilistic forecasts for the 2018 FIFA World Cup based on the bookmaker consensus model

- 2018-08 **Lisa Schlosser, Torsten Hothorn, Reto Stauffer, Achim Zeileis:** Distributional regression forests for probabilistic precipitation forecasting in complex terrain
- 2018-07 **Michael Kirchler, Florian Lindner, Utz Weitzel:** Delegated decision making and social competition in the finance industry
- 2018-06 **Manuel Gebetsberger, Reto Stauffer, Georg J. Mayr, Achim Zeileis:** Skewed logistic distribution for statistical temperature post-processing in mountainous areas
- 2018-05 **Reto Stauffer, Georg J. Mayr, Jakob W. Messner, Achim Zeileis:** Hourly probabilistic snow forecasts over complex terrain: A hybrid ensemble postprocessing approach
- 2018-04 **Utz Weitzel, Christoph Huber, Florian Lindner, Jürgen Huber, Julia Rose, Michael Kirchler:** Bubbles and financial professionals
- 2018-03 **Carolin Strobl, Julia Kopf, Raphael Hartmann, Achim Zeileis:** Anchor point selection: An approach for anchoring without anchor items
- 2018-02 **Michael Greinecker, Christopher Kah:** Pairwise stable matching in large economies
- 2018-01 **Max Breitenlechner, Johann Scharler:** How does monetary policy influence bank lending? Evidence from the market for banks' wholesale funding



University of Innsbruck

Working Papers in Economics and Statistics

2019-04

David M. McEvoy, Tobias Haller, Esther Blanco

The Role of Non-Binding Pledges in Social Dilemmas with Mitigation and Adaptation

**Abstract**

This study presents experimental results on the role that non-binding pledges have on the ability of resource users to manage the threat of probabilistic group damages in two separate environments. First, an environment where agents can work collectively to try to mitigate the root cause of the damage (mitigation), which is a form of public good. Second, an environment where in addition to collective mitigation, agents can work autonomously to protect themselves from the damages if they occur (adaptation). The tension is that mitigation and adaptation investments are strategic substitutes. We begin with a model that points to how non-binding pledges could be more effective in a world with both mitigation and adaptation strategies, compared to mitigation only. First-period results show that (i) consistent with previous literature, pledges in a mitigation-only environment do not increase average investments in collective mitigation, but (ii) when both mitigation and adaptation opportunities exist, pledges lead to higher investment in collective mitigation, lower investment in adaptation and increased efficiency. Although the average treatment effect disappears over time as the amount pledged decreases, pledges remain significant predictors of mitigation investments over the course of the experiment.

ISSN 1993-4378 (Print)

ISSN 1993-6885 (Online)