

Brătulescu, Alexandra-Marina

Conference Paper

The dynamics of the production in Romanian soya culture in 2010-2016

Provided in Cooperation with:

The Research Institute for Agriculture Economy and Rural Development (ICEADR), Bucharest

Suggested Citation: Brătulescu, Alexandra-Marina (2018) : The dynamics of the production in Romanian soya culture in 2010-2016, In: Agrarian Economy and Rural Development - Realities and Perspectives for Romania. 9th Edition of the International Symposium, November 2018, Bucharest, The Research Institute for Agricultural Economy and Rural Development (ICEADR), Bucharest, pp. 187-190

This Version is available at:

<https://hdl.handle.net/10419/205106>

Standard-Nutzungsbedingungen:

Die Dokumente auf EconStor dürfen zu eigenen wissenschaftlichen Zwecken und zum Privatgebrauch gespeichert und kopiert werden.

Sie dürfen die Dokumente nicht für öffentliche oder kommerzielle Zwecke vervielfältigen, öffentlich ausstellen, öffentlich zugänglich machen, vertreiben oder anderweitig nutzen.

Sofern die Verfasser die Dokumente unter Open-Content-Lizenzen (insbesondere CC-Lizenzen) zur Verfügung gestellt haben sollten, gelten abweichend von diesen Nutzungsbedingungen die in der dort genannten Lizenz gewährten Nutzungsrechte.

Terms of use:

Documents in EconStor may be saved and copied for your personal and scholarly purposes.

You are not to copy documents for public or commercial purposes, to exhibit the documents publicly, to make them publicly available on the internet, or to distribute or otherwise use the documents in public.

If the documents have been made available under an Open Content Licence (especially Creative Commons Licences), you may exercise further usage rights as specified in the indicated licence.

THE DYNAMICS OF THE PRODUCTION IN ROMANIAN SOYA CULTURE IN 2010-2016

BRĂTULESCU ALEXANDRA-MARINA¹

Abstract: Soy is one of the most important crops for human, animal and plant feed. The content of soybeans is rich in protein and fat, which gives this crop a very high nutritional value. In this paper we will analyze the surfaces, outputs, prices and value of Romanian imports and exports, soybean culture, thus creating an overview of the study period, 2010-2016. This analysis highlights the evolution or involution of soybean production, using the method of comparative, quantitative and qualitative data analysis to determine their evolution.

Keywords: dynamic, soy, evolution, quantitative and qualitative

JEL Classification: Q 13, J 11

INTRODUCTION

The cultivated soy belongs to the Glycine species, the Leguminosales order. Soy is one of the most important crops for human nutrition, animal feed and industry. Soybean seeds contain over 30% protein and 17-25% oil. The world's largest soybean producer is the US, where soybean crops account for 90% of the seed oil. Soy has been grown in Asia for thousands of years and today is one of the world's most important food crops. These vegetables can be classified as leguminous, oleaginous (technical plants), vegetables, or even fuel sources, depending on how they are used. Soy beans are one of the few plants that have a full range of amino acids, being considered complete protein, on an equal footing with meat, dairy products and eggs. As a leguminous plant, which is associated with symbiosis with nitrogen-fixing bacteria, soybean is also of agrofitotechnical importance being a good pre-plant for most agricultural crops, even for autumn cereals, when early varieties are cultivated, leaving large quantities of nitrogen (80-120 kg / ha).

MATERIAL AND METHOD

The present paper is subject to the analysis of the areas, outputs, prices and value of Romania's imports and exports to soybean culture during the period 2010-2016, so this is the main objective of the paper, to show the positive or negative evolution with the data provided by to the National Institute of Statistics (INS) and the Ministry of Agriculture and Rural Development (MADR), using the quantitative and qualitative comparative analysis of data from the analyzed period 2010-2016.

RESULTS AND DISCUSSIONS

In table no. 1, the data on the evolution of the surfaces, productions and prices in Romania, cultivated with soybeans, taking into account the time horizon of 6 years, are analyzed.

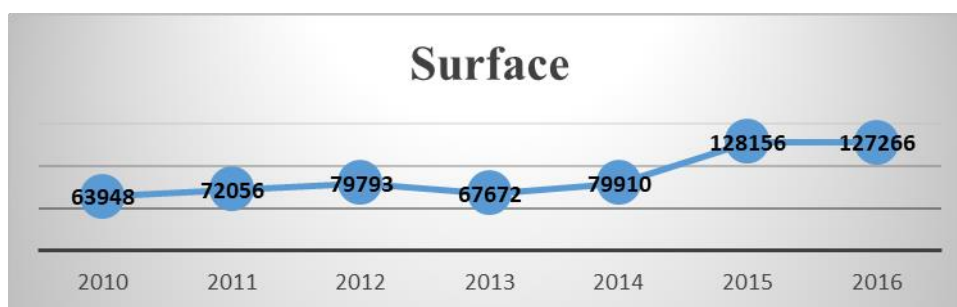
Table no. 1- Data on the evolution of surfaces, outputs and prices in Romania

Specification	U.M	2010	2011	2012	2013	2014	2015	2016	2016/2010 (%)	2016/2015 (%)
Surface	Mii ha	63948	72056	79793	67672	79910	128156	127266	99,01	-0,69
Average production	Kg/ha	2345	1980	1308	2216	2539	2045	2047	-12,71	0,10
Prices	Lei/kg	1,23	1,3	1,71	1,83	1,43	1,33	1,3	5,69	-2,26

Source: www.inse.ro, own calculations

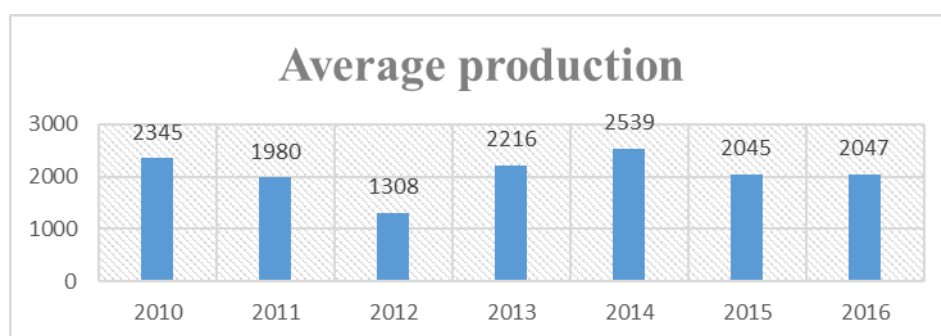
¹ASC Brătulescu Alexandra Marina, ICEADR București, e-mail: bratulescu.alexandra@iceadr.ro

Chart no. 1 - Soy cultivated area



With regard to the soybean area during the period 2010-2016, we can conclude that the smallest area is recorded here, but does not vary greatly from one year to the next, maintaining a positive trend, comparing the year 2016 we see an increase of 99.01% in the base year, if we report the year 2016 in the previous year, here we see a 0.69% decrease.

Chart no. 2- Average soybean production



In average production, taking the 2010-2016 benchmark, we can say that it varied between 1308 kg / ha in 2012 and the maximum was found in 2014 with (2539 kg / ha). Referring to year 2016, compared to the base year 2010, it results that the average production of this crop has decreased by 12.71%, and if we report the year 2016 the previous year, there is an increase of 0, 10%.

Chart no. 3- Average domestic soybean market price



With regard to the soybean price, we can conclude that there were no major year-to-year changes during the period under review, with only slight fluctuations in growth or declines over the period, remaining relatively constant.

Thus, the following prices were recorded: 2010 (1.23 lei / kg), 2011 (1.30 lei / kg), 2012 (1.71 lei / kg), 2013 (1.83 lei / kg) (1.43 lei / kg), 2015 (1.33 lei / kg), 2016 (1.39 lei / kg). The

highest price was registered in 2013 (1.83 lei / kg), and the lowest price was recorded in 2010 with (1.23 lei / kg).

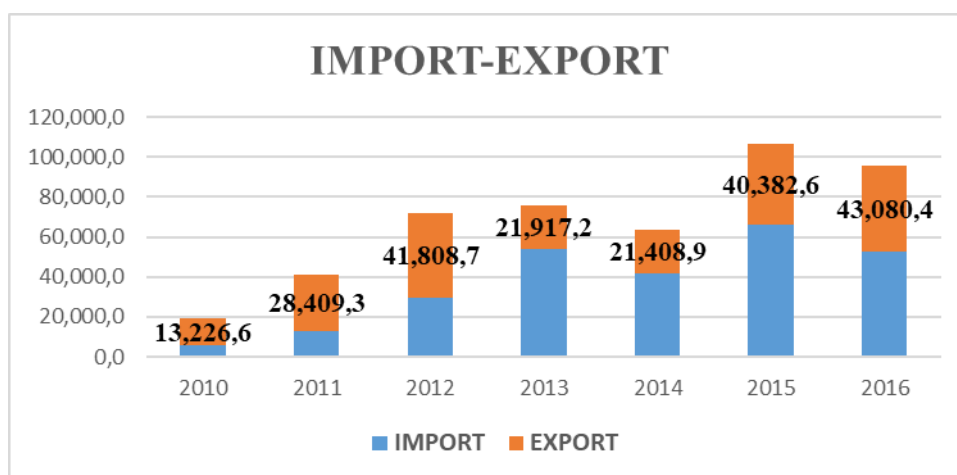
Table no. 2 - The value of imports and exports to soybean crops during 2010-2016

YEAR	IMPORT	EXPORT
Thousands of euros		
2010	5,988,3	13,226,6
2011	12,951,4	28,409,3
2012	29,831,5	41,808,7
2013	53,716,9	21,917,2
2014	41,889,4	21,408,9
2015	65,875,4	40,382,6
2016	52,511,7	43,080,4

Source: www.madr.ro

In table no. 2, the value of imports and exports to the soybean crop from 2010-2016, the following follows: the trend of export was increasing in 2011 (28,409.30 thousand euros), respectively 2012 (41,808,70 thousand euros), followed by to decrease in 2013 (EUR 21,917.20 thousand) and in 2014 (EUR 21,408.90 thousand), then increase again in the year 2016 (EUR 43,080.38 thousand), while exports of soybeans, registering a declining trend.

Chart no. 4- Value of imports and exports



In the analyzed period 2010-2016, it can easily be noticed that the trade balance was active, the value of exports exceeding the value of the imports.

CONCLUSIONS AND RECOMMENDATIONS

Due to their unique functional properties, soy products have become very attractive ingredients for use in most food systems. The use of soy protein as a feed, supplement or analogous has expanded to most food products. New processing technologies have been created and existing ones have been improved to produce products with a wide range of adaptive properties to different food systems.

In addition to these functional properties, the exceptional nutritional quality of soy protein has been of great importance in recent years. One of the categories of foods in which the use of soy products has expanded is that of bakery products. In conclusion, we export unprocessed products at low prices and import more processed products at high prices.

The analysis of this work for soybean culture for a period of 6 years provides information that can help to increase the efficiency of the use of public funds allocated to this sector, as well as of agricultural producers whose activity is to cultivate soybean culture.

BIBLIOGRAPHY

1. www.insse.ro
2. www.madr.ro
3. www.eurostat.ro
4. www.gazetadeagricultura.info/soia
5. www.cartiagriole.ro/cultura-soiei/
6. www.proalimente.com/soia