

Lee, Minsoo; Han, Xuehui; Quising, Pilipinas; Villaruel, Mai Lin

Working Paper

Hazard analysis on public-private partnership projects in developing Asia

ADB Economics Working Paper Series, No. 548

Provided in Cooperation with:

Asian Development Bank (ADB), Manila

Suggested Citation: Lee, Minsoo; Han, Xuehui; Quising, Pilipinas; Villaruel, Mai Lin (2018) : Hazard analysis on public-private partnership projects in developing Asia, ADB Economics Working Paper Series, No. 548, Asian Development Bank (ADB), Manila, <https://doi.org/10.22617/WPS189453-2>

This Version is available at:

<https://hdl.handle.net/10419/203388>

Standard-Nutzungsbedingungen:

Die Dokumente auf EconStor dürfen zu eigenen wissenschaftlichen Zwecken und zum Privatgebrauch gespeichert und kopiert werden.

Sie dürfen die Dokumente nicht für öffentliche oder kommerzielle Zwecke vervielfältigen, öffentlich ausstellen, öffentlich zugänglich machen, vertreiben oder anderweitig nutzen.

Sofern die Verfasser die Dokumente unter Open-Content-Lizenzen (insbesondere CC-Lizenzen) zur Verfügung gestellt haben sollten, gelten abweichend von diesen Nutzungsbedingungen die in der dort genannten Lizenz gewährten Nutzungsrechte.

Terms of use:

Documents in EconStor may be saved and copied for your personal and scholarly purposes.

You are not to copy documents for public or commercial purposes, to exhibit the documents publicly, to make them publicly available on the internet, or to distribute or otherwise use the documents in public.

If the documents have been made available under an Open Content Licence (especially Creative Commons Licences), you may exercise further usage rights as specified in the indicated licence.



<https://creativecommons.org/licenses/by/3.0/igo/>

HAZARD ANALYSIS ON PUBLIC-PRIVATE PARTNERSHIP PROJECTS IN DEVELOPING ASIA

Minsoo Lee, Xuehui Han, Pilipinas F. Quising, and Mai Lin Villaruel

NO. 548

July 2018

**ADB ECONOMICS
WORKING PAPER SERIES**

Hazard Analysis on Public–Private Partnership Projects in Developing Asia

Minsoo Lee, Xuehui Han, Pilipinas F. Quising,
and Mai Lin Villaruel

No. 548 | July 2018

Minsoo Lee (mlee@adb.org) is a Senior Economist, Xuehui Han (xhan@adb.org) is an Economist, Pilipinas F. Quising (pquising@adb.org) is a Senior Economics Officer, and Mai Lin Villaruel (mvillaruel@adb.org) is an Economics Officer in the Economic Research and Regional Cooperation Department of the Asian Development Bank.

This paper has been prepared as background material for the *Asian Development Outlook 2017 Update* theme chapter on Sustaining Development through Public–Private Partnership.



Creative Commons Attribution 3.0 IGO license (CC BY 3.0 IGO)

© 2018 Asian Development Bank
6 ADB Avenue, Mandaluyong City, 1550 Metro Manila, Philippines
Tel +63 2 632 4444; Fax +63 2 636 2444
www.adb.org

Some rights reserved. Published in 2018.

ISSN 2313-6537 (print), 2313-6545 (electronic)
Publication Stock No. WPS189453-2
DOI: <http://dx.doi.org/10.22617/WPS189453-2>

The views expressed in this publication are those of the authors and do not necessarily reflect the views and policies of the Asian Development Bank (ADB) or its Board of Governors or the governments they represent.

ADB does not guarantee the accuracy of the data included in this publication and accepts no responsibility for any consequence of their use. The mention of specific companies or products of manufacturers does not imply that they are endorsed or recommended by ADB in preference to others of a similar nature that are not mentioned.

By making any designation of or reference to a particular territory or geographic area, or by using the term “country” in this document, ADB does not intend to make any judgments as to the legal or other status of any territory or area.

This work is available under the Creative Commons Attribution 3.0 IGO license (CC BY 3.0 IGO) <https://creativecommons.org/licenses/by/3.0/igo/>. By using the content of this publication, you agree to be bound by the terms of this license. For attribution, translations, adaptations, and permissions, please read the provisions and terms of use at <https://www.adb.org/terms-use#openaccess>.

This CC license does not apply to non-ADB copyright materials in this publication. If the material is attributed to another source, please contact the copyright owner or publisher of that source for permission to reproduce it. ADB cannot be held liable for any claims that arise as a result of your use of the material.

Please contact pubsmarketing@adb.org if you have questions or comments with respect to content, or if you wish to obtain copyright permission for your intended use that does not fall within these terms, or for permission to use the ADB logo.

Notes:

In this publication, “\$” refers to United States dollars.

ADB recognizes “China” as the People’s Republic of China.

Corrigenda to ADB publications may be found at <http://www.adb.org/publications/corrigenda>.

CONTENTS

TABLES AND FIGURES	iv
ABSTRACT	v
I. INTRODUCTION	1
II. LITERATURE REVIEW	2
A. Failed Public–Private Partnership Projects in Developing Countries	2
B. Factors Affecting Public–Private Partnership Project Outcomes	4
C. Formation Requirements for Effective Public–Private Partnerships	6
D. Risk Factors in Public–Private Partnership Project Implementation	7
III. DATA AND ANALYTICAL FRAMEWORK	9
IV. EMPIRICAL RESULTS	11
V. POLICY IMPLICATIONS	16
APPENDIX	17
REFERENCES	21

TABLES AND FIGURES

TABLES

1	Parametric Hazard Regression for Developing Asia	12
2	Parametric Hazard Regression between Developing Asia and Other Developing Regions	14
A1	Descriptive Statistics	17
A2	Robustness Checking	18

FIGURES

1	Cancelled PPP Projects by Region, 1991–2015	3
2	Cancelled PPP Projects by Sector and Project Type by Investment, 1991–2015	4
3	Mean Duration of PPP Project Cancellations	5
4	Factors Affecting PPP Project Outcomes	5

ABSTRACT

Developing Asia's infrastructure gap results from both inadequate public resources and a lack of effective channel to mobilize private resources toward desired outcomes. The public-private partnership (PPP) mechanism has evolved to fill the infrastructure gap. However, PPP projects are often at risk of becoming distressed or worst being terminated because of the long-term nature of contracts and the many different stakeholders involved. This paper applies survival time hazard analysis to estimate how project-related, macroeconomic, and institutional factors affect the hazard rate of the projects. Empirical results show that government's provision of guarantees, involvement of multilateral development banks, and existence of a dedicated PPP unit are important for a project's success. Privately initiated proposals should be regulated and undergo a competitive bidding to reduce the hazard rate of the project and the corresponding burden to government. Economic growth leads to successful project outcomes. Improved legal and institutional environment can ensure PPP success.

Keywords: infrastructures, investment policy, public-private partnership, survival analysis

JEL codes: F21, H54, H81

I. INTRODUCTION

The United Nations Sustainable Development Summit in 2015 set 17 Sustainable Development Goals, a 15-year global agenda to reduce poverty, fight inequality, and tackle climate change. The ninth Sustainable Development Goal focuses on building better quality, sustainable, and resilient infrastructure, with a focus on affordability and accessibility for all. Basic infrastructure like roads, information and communication technology, sanitation, electrical power, and water are still limited in many developing countries. Developing Asia's infrastructure has improved rapidly, yet over 400 million Asians have no access to basic infrastructure needs and countries need to invest an estimated \$26 trillion from 2016 to 2030, or \$1.7 trillion per year to maintain the growth momentum, eradicate poverty and respond to climate change (ADB 2017). Indeed, there is still a big gap between infrastructure development and the demands of economic growth in the region, and financing gaps remain the bottleneck of the region's infrastructure development.

State funds have been the major source of infrastructure financing in developing countries but still cannot meet the estimated infrastructure needs. Due to fiscal constraints, governments have been turning to the private sector to build and operate public infrastructure and led to the use of partnerships between the public and the private sectors. Public-private partnership (PPP) is broadly defined as "a long-term contract between a private party and a government entity, for providing a public asset or services, in which the private party bears significant risk and management responsibility, and remuneration is linked to performance" (World Bank 2017). PPP transforms how the public and private sectors collaborate to deliver public infrastructure and services. PPP can be an innovative policy tool to improve the performance of the public sector by reducing government budgetary constraints through accessing private capital for infrastructure investments (Jamali 2004).

In Asia and the Pacific, the use of PPPs is continuing, especially in the Republic of Korea where PPPs are well established, with varying degrees of implementation and success in the People's Republic of China, India, Indonesia, the Philippines, and Singapore. Latin America and the Caribbean countries have used PPPs since the late 1980s, and given the diversity of countries in the region, the evolution and level of sophistication of the various PPP markets have not been uniform. Chile and Mexico are considered the most successful programs in the region, especially in the transport sector. Brazil, Colombia, and Peru also have an extensive track record on PPP projects (World Bank 2017).

While PPPs provide real advantages such as incentivized finance, capacity to innovate, and operational efficiency of infrastructure management and public service delivery, they come with considerable risks and challenges. With the long-term nature of contracts and involvement of various stakeholders, PPP projects are often at risk of becoming distressed or eventually cancelled. Since the early 1980s, there have been elevated tensions between the contractual parties, which forced the contracts to be distressed or terminated. Renegotiation phenomena are persistent in some less developed countries such as Latin America and the Caribbean countries where projects are abandoned due to the private (or public) partners' inability to abide by contractual obligations (Ahmad et al. 2014). Breach of contract has become widespread and has been one of the major problems for foreign investors, compared with outright expropriations in the recent decades (Nose 2014).

Poor governance, insufficient institutional capacity, and lack of regulatory and weak legal framework can hamper the implementation of PPP (Maktabi 2014). Weak institutional capacity creates uncertainties about the quality of regulations leading to higher country risk, and decreases the incentives for private investors to participate in PPPs. Contracts can be designed to mitigate breach of contract risk by involving multilateral development partners in PPP contracts as they play important

roles, not only by narrowing funding gaps but also by significantly mitigating the risk of project cancellation.

Strong institutions and effective rule of law, as well as perception of a country's level of corruption and democratic accountability, are essential for securing PPP arrangements and successful outcome of a PPP project (Hammami, Ruhashyankiko, and Yehoue 2006; and Galilea and Medda 2010). Further, Moszoro et al. (2014) show that private investment in infrastructure is highly sensitive to freedom from corruption, quality of regulations, and the number of disputes in a sector. Developing economies, in particular, must ensure stable macroeconomic condition and reasonable economic policies to support and reduce the uncertainties to be able to attract PPP projects (Reside and Mendoza 2010).

This paper estimates the hazard rates of PPPs in developing Asia using survival time hazard analysis. It examines project-related factors (type of PPP, contract award method, and level of government support, for example); macroeconomic factors (growth, debt levels, and the occurrence of natural disasters); and institutional factors (whether there is a dedicated PPP unit, law and order issues, and degree of corruption, for example). The empirical results suggest policy makers should carefully assess these factors to determine the expected efficiency gains of proposed PPP projects, because their success will depend just as much on well-designed contracts as on economic and political conditions, and the institutional capacity.

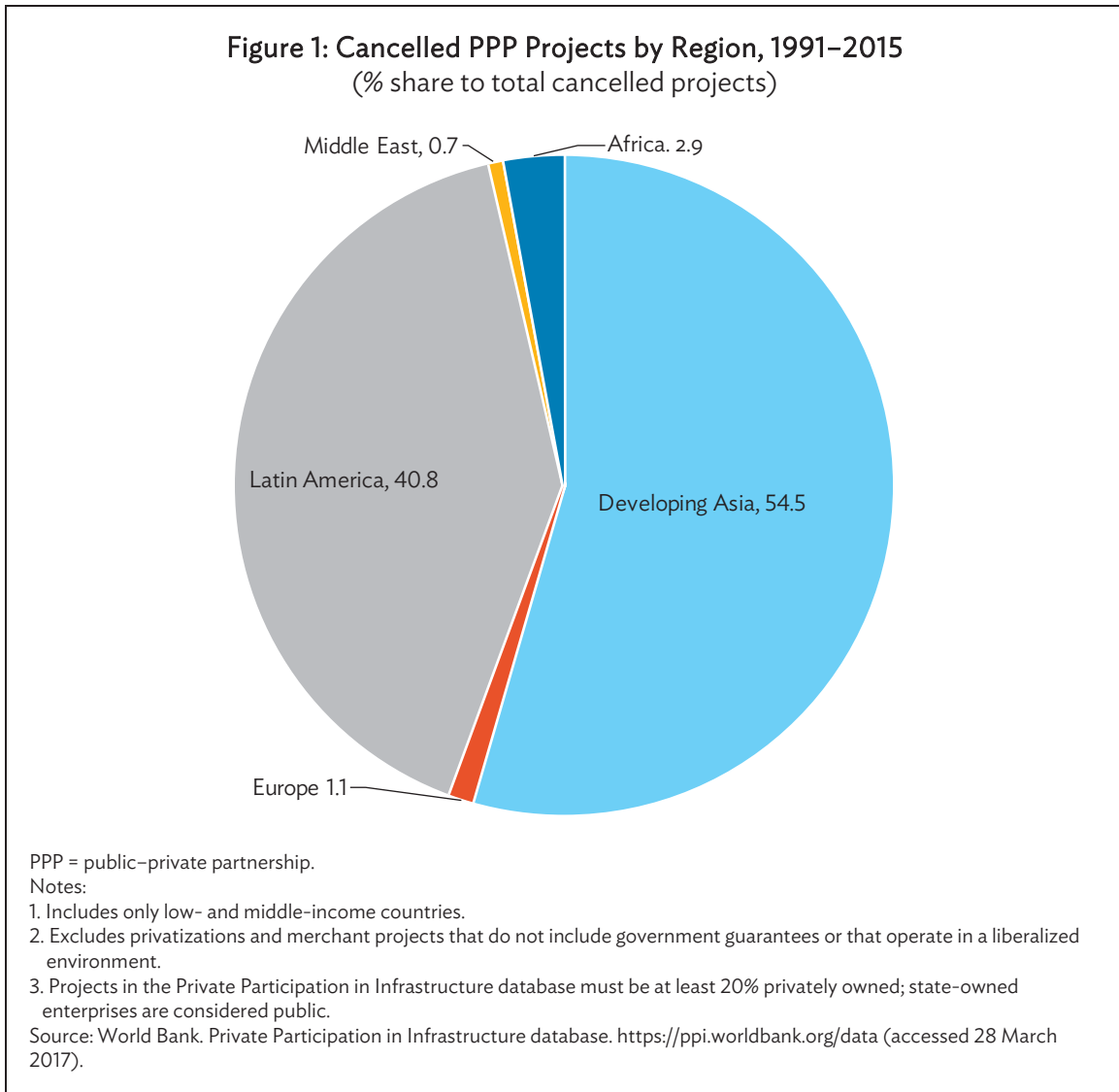
The remainder of the paper is structured as follows. Section II of this paper discusses the reasons for failed PPP projects in developing countries, and common risks and success factors for infrastructure PPP projects. Section III describes the data and analytical framework for the empirical analysis followed by Section IV which presents the estimation results. Lastly, Section V discusses the policy implications of the results.

II. LITERATURE REVIEW

A. Failed Public–Private Partnership Projects in Developing Countries

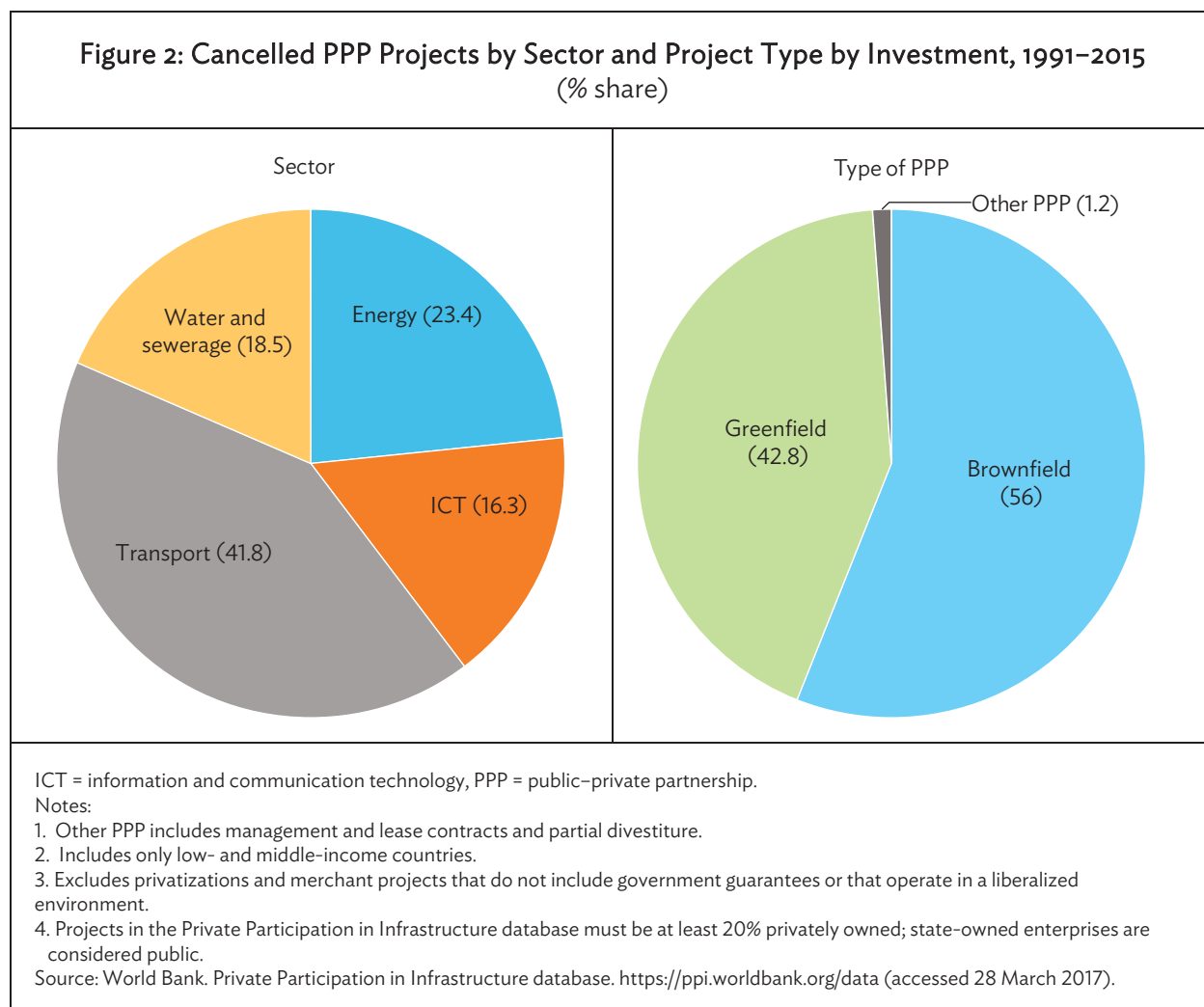
The World Bank's Private Participation in Infrastructure database defines a cancelled PPP project as one in which the private partner has quit a partnership either by selling or transferring its economic interest back to the government before fulfilling the contract terms. A distressed PPP project, also using the World Bank's definition, is when a public sector partner or private sector operator has either requested a contract to be terminated or have requested international arbitration to settle a dispute. This chapter uses both definitions in its analysis of project failure. The stakes are high when this happens: public services can get disrupted, it discourages private investment in other PPPs, and—for a specific project—may require higher risk premiums.

The Private Participation in Infrastructure database shows that 259 PPP projects in developing countries worldwide were cancelled, and 67 were distressed, out of 6,273 PPP projects from 1991 to 2015. These numbers might seem small, but it should be noted that only 216 projects were completed during the period. The fact is that the cancellation of PPP projects is a great concern, especially in developing countries facing fiscal constraints. More than half the cancelled projects were in developing Asia (Figure 1). Globally, the cancelled projects had initial investments of \$76.4 billion, 4.4% of the \$1.7 trillion committed investments.



For developing Asia, most failed PPPs were in the transport and the energy sectors (Figure 2). Within a sector, information and communication technology had the highest failure rate (25% or 14 failed projects out of 57 covered in the database in the review period).

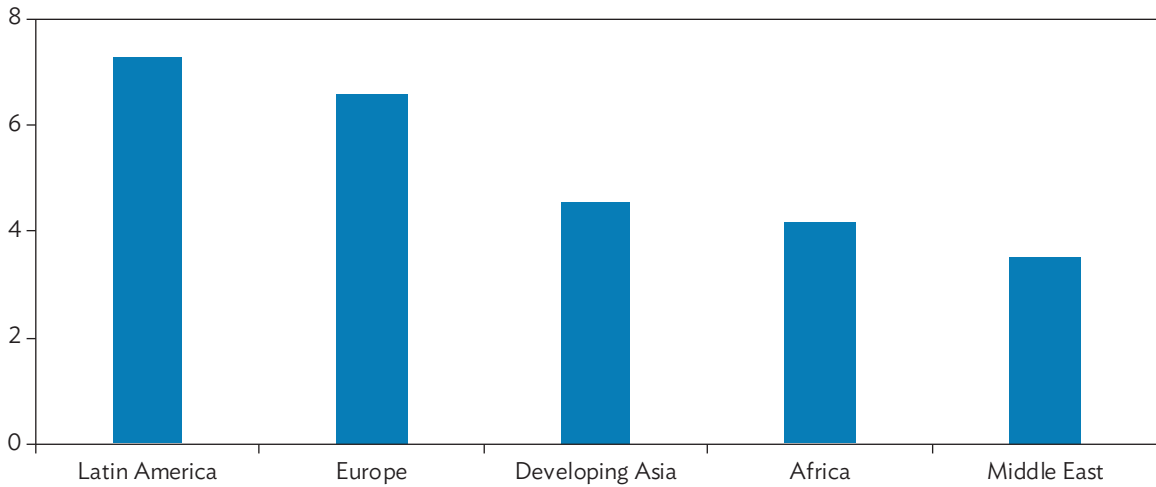
Project cancellations in developing Asia occur on average 5 years after financial closure, which is typically during the final stage of the project construction (Figure 3).



B. Factors Affecting Public–Private Partnership Project Outcomes

The potential benefits of PPPs are many. Realizing them requires proper planning, execution, and monitoring. Well-structured PPP projects can deliver dividends over the long term, but these dividends do not materialize by themselves—they have to be drawn out. And even well-structured PPP projects can fail or require expensive restructuring because of unforeseen events or the opportunistic behavior of the contracting parties. More PPP projects will succeed if the country’s macroeconomic, political, and institutional conditions as well as project-related factors that can affect project outcomes are considered (Figure 4). The figure shows the causal relationship of these factors, which can affect one or all project partners and a project’s overall progress. These are not independent of each other, and their influence on project outcomes is closely interrelated.

Figure 3: Mean Duration of PPP Project Cancellations



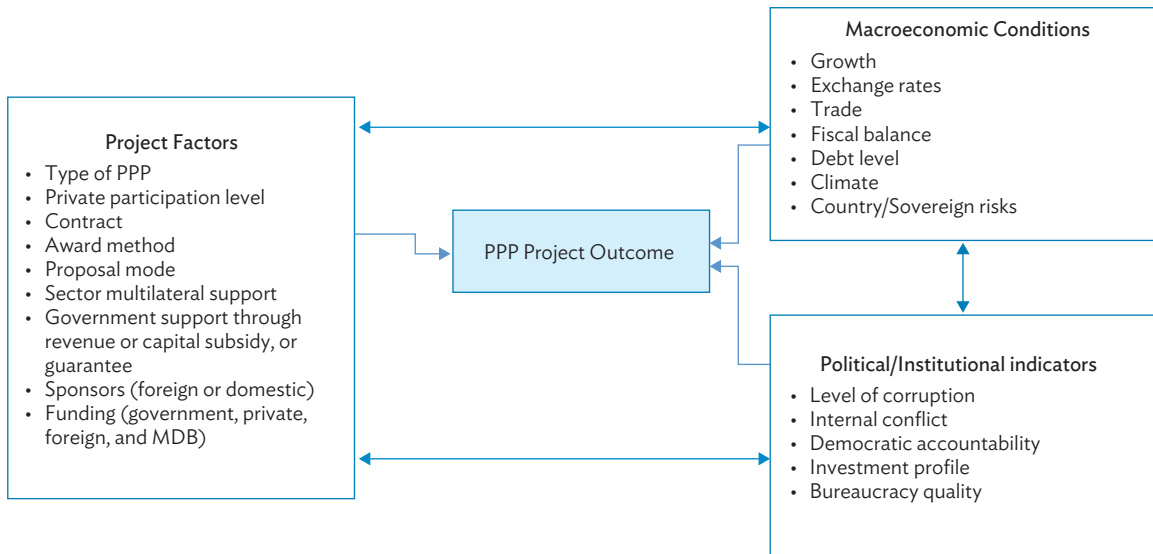
PPP = public-private partnership.

Notes:

1. Duration is measured as the time difference from the financial closure year (i.e., the year in which private sponsors legally entered an agreement to invest funds or provide services) through to the year in which the project was cancelled.
2. Includes only low- and middle middle-income countries.

Source: World Bank. Private Participation in Infrastructure database. <https://ppi.worldbank.org/data> (accessed 28 March 2017).

Figure 4: Factors Affecting PPP Project Outcomes



MDB = multilateral development bank, PPP = public-private partnership.

Source: Authors.

C. Formation Requirements for Effective Public–Private Partnerships

To guarantee a smoother PPP process, it is important to identify the key critical success factors for PPP project planning and implementation. Rockart (1982) describes the main success factors for effective PPP projects as a “few key areas of activity,” where favorable results are necessary for project managers to reach their goals. Because of the complexity of PPP projects, careful preparatory work is needed; this includes a comprehensive feasibility study and thorough economic evaluations of a proposed project’s potential (Jamali 2004). Any concerns on transparency and accountability by the public sector partner need to be tackled, and private partners need to be reassured of the safety and returns on their investments. Sharing the same vision and trust between the parties contributes to successful PPPs.

The challenge is to ensure that the interests of the stakeholders are skillfully negotiated and packaged. Governments need to maintain their involvement throughout a project’s life, whether as partner or regulator. This is especially necessary in projects where accountability is vital, cost-shifting can be a problem, timeframes are long, and where the social aspects of a project are more important than costs (Spackman 2002). A PPP unit is required to fill the gaps in projects caused by a lack of coordination between partners, high transaction costs, and institutional shortcomings.¹ The PPP unit should support the competent authority to get value for money in a project’s procurement and implementation phases (OECD 2012).

The literature identifies an array of factors essential for successful of PPP projects. For build-operate-transfer projects, Tiong (1996) identifies six critical factors for winning these contracts: (i) entrepreneurship and leadership, (ii) identifying the right project, (iii) technical strength of the consortium, (iv) technical solution advantage, (v) financial package differentiation, and (vi) differentiation in guarantees. For Zhang (2005), the success factors are (i) a favorable investment environment, (ii) a project’s economic viability, (iii) having a reliable concessionaire with strong technical strength, (iv) a sound financial package, and (v) appropriate risk allocation. Samii, Wassenhove, and Bhattacharya (2002) cite resource dependency, commitment and common goals, good communication and cooperation between partners, and similar working cultures.

Shi et al. (2016) examine the interrelationships among 29 success factors and categorize these based on their characteristics: government’s ability and characteristics, private sector characteristics, the public’s characteristics, cooperative environment, and process characteristics.

Jamali (2004) underscores the importance of governments providing better regulatory systems for PPPs, and that these systems should include protection from expropriation, arbitration procedures, respect for contract agreements, processes for recovering of costs, and making profits proportional to project risk. Di Lodovico (1998), Pongsiri (2002), and Zouggari (2003) point to the importance of transparent and sound regulatory and legal frameworks as prerequisites for the private sector’s participation in PPPs. For governments, strong frameworks help ensure that PPPs operate efficiently and optimize the use of public resources. ADB (2008) and Trebilcock and Rosenstock (2015) stress the importance of creating a PPP unit to help public partners to disseminate information on PPP projects, and to advise on procurement processes to put the public partner on an equal footing with the private partner in PPP negotiations. World Bank (2007) finds that the efficiency of a PPP unit

¹ PPP unit is defined by the Organisation for Economic Co-operation and Development as an organization that has been set up with the aid of the government to carry out any of policy guidance, technical support, capacity building related to PPP projects as well as its promotion and investment.

is highly correlated with the success of a country’s PPP program. For example, implementing PPP projects in the Philippines markedly improved when its Public–Private Partnership Center, the government’s PPP unit, was reorganized in 2010 and strengthened.

Reyes–Tagle and Garbacik (2016) find that policy makers increase the chances of countries having active PPP programs, though this has no effect on the level of government spending on PPPs. The authors note that PPPs can be an immediate remedy for fiscal constraints from initial private sector financing. But without proper institutional safeguards against corruption, unsustainable fiscal liabilities can be created that will worsen a country’s fiscal position.

D. Risk Factors in Public–Private Partnership Project Implementation

In the 20 countries covered in the 2014 Infrascope index and survey, which ranks the readiness and capacity of PPP projects for Asia and the Pacific, only one—Australia—has a mature PPP environment. For EIU (2015), four countries—India, Japan, the Philippines, and the Republic of Korea—were considered a developed environment for PPP. The People’s Republic of China had the highest readiness and capacity ranking among emerging PPP market economies in the region such as Indonesia, Thailand, and Viet Nam. Taken overall, the survey reflects the growing importance of PPPs in Asia and the Pacific, and how some developing countries in the region are getting more experienced and adept in implementing PPPs. That said, the survey highlights a wide range of obstacles that continue to undermine PPP projects, including weak legal and regulatory frameworks, poorly prepared or structured projects, lack of capacity to carry projects out in the public and private sectors, and weak financial market. Moszoro et al. (2014) show that PPP investment in infrastructure is highly sensitive to freedom from corruption, rule of law, quality of regulations, and the number of disputes in a sector. Further, PPP enabling-law provisions allowing unsolicited project proposals and for the comingling of public and private funds are particularly helpful in facilitating private investment in infrastructure (Albalade, Bel, and Geddes 2015). Ismail and Harris (2014) identify the top five negative factors for getting PPPs off the ground and implementing them in Malaysia—lack of government guidelines and procedures, lengthy delays in negotiations, high user charges, project delays caused by political debate, and confusion over government objectives and evaluation criteria for projects.

The long-term nature of PPP contracts and the many different stakeholders in these partnerships can heighten project risk, making PPPs less attractive to private partners. This is widely discussed in the literature. Nijkamp, Van der Burch, and Vidigni (2002) and Scharle (2002) identify obstacles to project success. These include long-term planning horizons, overly complex projects, lack of institutionalized competition rules for public projects; hold-ups caused by a change in the position of public partners, technocratic implementation styles; and cultural differences. Li and Zou (2008) have grouped the risks based on project lifecycles from feasibility study and project design to financing and construction, operation and transfer. Soomro and Zhang (2013) examine failure factors at different stages for transport PPPs. For example, poor economic and financial assessments done for feasibility studies, inappropriate risk allocation between partners at the procurement stage, delayed land acquisitions at the construction stage, and lower user demand at the operation stage.

Delayed land acquisitions are a prominent barrier to PPP projects in developing Asia, particularly for the relocation of squatters and disputes between landowners and environmental groups. In the Philippines, acquiring right-of-way for infrastructure projects must involve a court process. Right-of-way problems and high resettlement costs have delayed some infrastructure PPP projects in the Philippines, including the North Luzon Expressway Project, which can enhance transport network and accessibility between provinces and municipalities particularly in North Luzon.

De Clerck and Demeulemeester (2014) point out that complex procurement procedures for PPP projects are bottlenecks to competition and keeping bidding costs manageable. Adding to the complex procedure, several empirical studies, including Carrillo et al. (2008), Chen and Doloi (2008) and Riedl et al. (2013) acknowledge that bidding for PPPs is expensive and that governments are more selective in their choice of suppliers to limit uncertainty. Soomro and Zhang (2013) argue that improper risk allocation is equally harmful to both public and private sector partners in terms of achieving project goals.

Harris (2003) examines reasons for the failure of electricity PPP projects, and finds difficulties in enforcing and maintaining cost recovery pricing policies, and in collecting payments owed by consumers or government off-takers. Water and sewerage PPPs face similar problems. The author finds that the main reason for the cancellation of telecommunication PPP projects is because cellular services are unable to attract enough customers, and because of government changes to the market's structure.

Jandhyala (2016) identifies two main channels where multilateral development banks (MDBs) can lower PPP project risks. The first is through operational assistance to ensure well-reviewed project contracts, and by encouraging a greater level of supervision of a project's implementation. The second is through policy dialogue to positively influence negotiations, and help resolve project disputes between client governments and their private sector partners. PPP projects in which MDBs participate are likely to face lower project risks, and be less likely to run into trouble or get cancelled. Applying a logit model to 2,117 infrastructure PPP projects in 45 developing countries from 1995 to 2009, Jandhyala (2016) finds that the odds of project distress with the participation of MDBs is 50% lower than for projects without their participation. Bhattacharyay (2010) finds that MDBs can help facilitate regional cooperation by providing public goods among neighboring countries.

Examples of PPP projects where MDBs are involved in cross-border PPP infrastructure investment in developing Asia are:

- (i) Turkmenistan–Afghanistan–Pakistan–India gas pipeline, a 1,700-kilometer pipeline estimated to cost around \$10 billion, is planned to carry 33 billion cubic meters of gas annually from gas-rich Turkmenistan to Pakistan and India while Afghanistan will receive transit fees. ADB has acted as the secretariat for the Turkmenistan–Afghanistan–Pakistan–India pipeline project since 2003, and numerous meetings at technical and ministerial levels have been organized since then.
- (ii) The 1,075-megawatt Nam Theun 2 Hydropower Project (the Lao People's Democratic Republic and Thailand) is one of the largest hydropower projects in the region whereby electricity produced in the Lao People's Democratic Republic is exported to Thailand. The Multilateral Investment Guarantee Agency provided a guarantee against the risks of expropriation, breach of contract, war and civil disturbances, and currency inconvertibility, which was a prerequisite to secure the support of lenders.

Empirical evidence confirms that macroeconomic factors can determine the success or failure of PPP projects by affecting operations and profitability. Allport et al. (2008) cite an elevated railway PPP project in Thailand that faced severe financial problems from overly optimistic demand projections, and failing to mitigate exchange rate risk. Another good example of macroeconomic risk is Kuala Lumpur’s light rail transit project, which failed because rising inflation during the Asian financial crisis hit profits and the concessionaires were unable to service the loans. The rising frequency and severity of natural disasters, and the effects of climate change, need to be addressed in PPP contracts, and managed as a risk in infrastructure PPP projects.

Categorizing these and other hazards is important for managing risk in PPP projects. Ng and Loosemore (2006) group them in two basic categories: general risks (those not directly associated with a project), and project-related risks. Li et al. (2005) classify risks in three categories: (i) macro risks that are exogenous to a project but still have project impacts (for example, socioeconomic and political conditions); (ii) meso risks, which occur within the boundaries of a project (for example, risks related to project demand, usage, design, and construction); and (iii) micro risks from the inherent differences between the public and private sector partners. Salzmann and Mohamed (1999) group risks into four categories: host country risks, investor risks, project risks, and project organization risks. Tah, Thorpe, and McCaffer (1993) categorized project risks based on the factors that affect contractors and structured into internal and external risks.

III. DATA AND ANALYTICAL FRAMEWORK

This section discusses the variables used to proxy risk factors and determine the probability of a project failing. The World Bank’s Private Participation in Infrastructure database is the primary data source for this analysis.² The database does not contain all infrastructure projects with private investment, but it has the widest coverage of private investments in developing countries with project-related information. This study excludes full divestitures and merchant projects, whereby a private sponsor builds new infrastructure in a liberalized market, but gets no revenue or payment guarantees from the government. Based on these criteria, 6,273 PPP projects are considered, including 2,819 PPP projects in developing Asia.

Each project contains the following information: host country, sector of investment, type and degree of private participation, project modality, duration, status, and financing. The project data are complemented with host country macroeconomic, socioeconomic, and political characteristics. The descriptive statistics are in Appendix I. Although the Private Participation in Infrastructure database tracks infrastructure investments from 1960 to 2016, this study uses projects from 1990 to 2015 to maximize compatibility with nonproject data.

The dependent variable is the survival time or duration of PPP infrastructure projects. All projects are grouped into two statuses: survivors (active projects) and failures (declared in distress or cancelled). The duration of failures is measured as the number of years from financial closure year—that is, the year in which private sponsors entered into an agreement to invest funds or provide services—up to the year the project was cancelled or declared in distress.

² The database contains information on private investment in over 6,000 infrastructure projects in 139 low- and middle-income countries in the energy, telecommunications, transport, and water and sewerage sectors.

The duration of survivors is measured by the number of years from financial closure year up to the end of the measurement period in 2015. Because the duration of survivors has not been completed and is unknown up to the end of the sample period, durations of survivors are treated as right-censored observations. Of the 2,819 PPP projects considered in developing Asia, 95% are active, 4% are cancelled, and 1% are distressed. Cancelled and distressed projects in developing Asia have an average duration of 4.5 years.

Independent variables include project- and country-specific variables. Control variables for projects include type of projects, project origination, method of awarding contracts, level of government awarding contract, direct and indirect government support, level of private participation, and MDB support. For countries, variables include per capita gross domestic product (GDP) growth, terms of trade, trade as percent of GDP, debt ratio, political risk, presence of PPP units, and whether there were natural disasters in the study period. These macroeconomic variables provide a measure of a country's ability to withstand internal and external shocks, which can create unexpected situations that can force PPP parties to renege on contractual obligations.

To assess the political stability of the countries included in this study, the PRS Group's International Country Risk Guide's political risk rating data are applied.³ Data are annual averages for the duration of the project of the two components of the guide's political risk rating: law and order, and corruption. The law component measures the strength and impartiality of a country's legal system; the order component assesses observance of the law. The corruption variable is an assessment of corruption in the political system. For both variables, the lower the score, the higher the risk, and vice versa.

Survival Time Maximum Likelihood Estimation

PPP projects are at risk from sociomacroeconomic and project-based factors. Following Nose's (2014) contract framework, the hazard model is applied to determine the probability of a project failing over the duration of the contract. The contract duration is denoted as A_i , measured by the number of years from the financial closure year (t_0) through the year that the project was cancelled or declared in distress (t_i):

$$A_i = t_1 - t_0 \quad (1)$$

The active projects were still ongoing in 2015 and classified as right-censored, since their duration was not completed up to that point in time (the censoring time is denoted as c , which is the same for all contracts). If the duration is not censored, the density of A_i is simply $f(A_i|x_i; \theta)$ and the probability of A_i is censored if ($A_i^* \geq c|x_i$), and therefore the maximum likelihood estimation of θ can be obtained by maximizing the following log-likelihood function:

$$L = \sum_{i=1}^N \{d_i \log[f(A_i|x_i; \theta)] + (1 - d_i) \log[P(A_i^* \geq c|x_i)]\} \quad (2)$$

where d_i is a censoring indicator. The covariates of the project i in sector j , country c are represented by $x_i = [X_{1,i}, X_{2,c}, \kappa, D_j]$. The $X_{1,i}$ are project-specific characteristics, including direct and indirect government support, procurement type, multilateral development bank involvement, share of private investment in the contract, proposal mode, and types of PPP.

³ The International Country Risk Guide's rating has 22 variables in three risk categories (political, financial, economic) for 140 countries during 1984–2016. For this study, only political risk rating data were used (PRS Group 2012).

Macroeconomic conditions, $X_{2,c}$, include indicators that may affect PPP project operations, such as growth, trade openness, terms of trade, and political and institutional factors, including corruption and investment profile of a country. The impact of natural disasters on projects is also included, as some empirical findings recognize the adverse impacts of natural disasters on the growth of countries at different levels of economic development (Alano and Lee 2016), which can cause an increase in political conflict (Miguel, Satyanath, and Sergenti 2004). The regional fixed effects κ and a vector of dummies for sectoral affiliations D_j need to be included in the likelihood function.

The hazard function λ can be estimated with the above maximum likelihood estimation, $\hat{\theta}$, following a Weibull distribution,⁴

$$\lambda(A_i; x_i) = \exp(x_i' \beta) \alpha A_i^{\alpha-1} \quad (3)$$

where α is the measure of duration dependence.

IV. EMPIRICAL RESULTS

Using the hazard regression analysis, Table 1 shows the baseline survival model of PPP projects with project variables and macroeconomic indicators for developing Asia. Based on the empirical results, more than 80% of PPP financed by the private sector decrease the hazard rate of a project, albeit not significant. Local government PPP contracts significantly reduces failure rates because they can best determine the kind of infrastructure projects that will benefit their constituents and the local economy.

PPP projects are typically initiated through solicited or unsolicited proposal, and each follows a different process, which often leads to different levels of involvement between parties (AECOM Consult 2007). Solicited PPP projects, initiated by the public sector, have significantly contributed to the success of the PPP projects because they are in sync with government development plans. Unsolicited proposals tend to gain less government support because they often do not meet the priority investment requirements of national infrastructure plans (Yun et al. 2015). For governments handling unsolicited proposals, one option is through a competitive bidding process in which no bidder has a predefined advantage (World Bank 2002). In line with this, the interaction term between unsolicited projects and competitive schemes has a negative and significant effect on hazard rate.

⁴ We ran several models using survival regression and found Weibull and Cox proportional hazard model yielding very similar results (See Appendix II). When the shape parameter is unknown, semiparametric Cox proportional hazards model is preferred over Weibull model. However, Adejumo and Ahmadu (2016) observed that as the sample size increases the mean squared errors of the maximum likelihood estimates of proportional hazard function of both the Weibull and Cox Proportional Hazard Models are approximately the same. Model selection tests conducted revealed that the Weibull distribution is more parsimonious than other models, achieving both a higher log-likelihood and a lower Akaike Information Criterion score.

Table 1: Parametric Hazard Regression for Developing Asia

Variables	Coefficients		Hazard Ratio	
Private participation (private share >80%)	-0.368 (0.770)		0.692 (0.533)	
Local government contract	-4.224 (0.920)	***	0.015 (0.014)	***
Solicited proposal	-2.760 (0.720)	***	0.063 (0.046)	***
Unsolicited proposal through competitive bidding	-1.888 (0.666)	***	0.151 (0.101)	***
Multilateral development bank participation	-1.888 (0.784)	**	0.151 (0.119)	**
Foreign sponsor	-0.799 (0.467)	*	0.450 (0.210)	*
Base = No government support				
Direct government support	-0.314 (0.422)		0.731 (0.308)	
Indirect government support	-3.218 (1.122)	***	0.040 (0.045)	***
Type of PPP (Brownfield as base)				
Greenfield	-3.086 (0.746)	***	0.046 (0.034)	***
Management and contract lease, and partial divestiture	-1.274 (0.808)		0.280 (0.226)	
GDP per capita compounded growth rate	-0.414 (0.190)	**	0.661 (0.126)	**
Terms of trade interaction with G3 growth rate	0.002 (0.005)		1.002 (0.005)	
% trade to GDP interaction with G3 growth rate	0.002 (0.003)		1.002 (0.003)	
Debt-to-GDP ratio	-0.0948 (0.027)	***	0.910 (0.024)	***
Natural disaster occurrence	4.894 (0.996)	***	133.500 (132.900)	***
Law and order	-4.124 (1.742)	**	0.016 (0.028)	**
Corruption	-7.235 (2.439)	***	0.001 (0.002)	***
Base = No PPP unit				
With 1 PPP unit	-4.459 (1.671)	***	0.012 (0.019)	***
More than 1 PPP unit	-4.824 (1.537)	***	0.008 (0.012)	***
$1/\ln_{-p}$	1.337 (0.144)			
p	3.807 (0.548)			
$1/p$	0.263 (0.038)			
Observations	1,201			

GDP = gross domestic product, PPP = public-private partnership.

Notes: Standard errors in parentheses. *** $p < 0.01$, ** $p < 0.05$, * $p < 0.1$. G3 economies include the United States, Japan, and the euro area.

Source: Authors' calculations.

The results show that the involvement of MDBs can significantly increase the success of projects in developing Asia. These institutions can play an important role in reducing funding gaps for infrastructure and, as earlier noted, can facilitate regional cooperation for the provision of public goods among neighboring countries. Further, PPP projects with foreign sponsors can reduce project failures, a result consistent with the findings of Reside (2009).

The results suggest direct government subsidies and indirect support through guarantees can help PPP projects become more viable. Governments can bear some project risks by providing capital and revenue subsidies or in-kind contributions, such as land; favorable government policies to investment; or incentives, such as loan guarantees for subsovereign and nonsovereign borrowing. The results confirm that the presence of at least one PPP unit can reduce a project's hazard rate.

The model also included different types of PPPs, for example, whether an infrastructure was built or upgraded. Compared with brownfield projects, greenfield projects have negative and significant elasticity with the hazard rate. This differs from the findings of the World Bank (2016) that show greenfield projects were the most susceptible to renegotiations, largely because of their complexity and the risks they can carry, and that greenfield projects were more prone to improper selection criteria and procurement procedures. The results of our study can be explained by greenfield projects having greater design flexibility to meet project requirements, and requiring less maintenance.

Theoretical approaches and the literature emphasize the relevance of fiscal, macroeconomic, and political factors in deciding whether to contract out. Intuitively, these factors can affect a project's operation and outcomes. The results confirm several claims in the literature that robust economic growth leads to good project outcomes because demand for output rises. The average real per capita GDP growth during contract period has a negative and significant coefficient for the hazard rate; hence, economic development is also significant for project success. For country competitiveness, the positive impact from terms-of-trade growth and trade as percentage of GDP have no significant impact on viability of PPP projects. Another factor for project failure is the occurrence of natural disasters in a country during the contract period.

Fiscal factors that influence PPP outcomes have been investigated by Checherita (2009) and Hammami, Ruhashyankiko, and Yehoue (2006), among others. Similar with these studies, our results show that a higher debt-to-GDP ratio has negative elasticity with a project's hazard rate, and can significantly contribute to project success. For institutional and political factors, indicators for law and order, and level of corruption, support the notion that more transparency and less corruption can significantly reduce a project's hazard rate.

Table 2 shows the hazard ratio between developing Asia and other developing regions.⁵ A significant difference between these developing regions and developing Asia is that as the private sector's share in investment appears to get larger (above 80%), the hazard rate significantly increases, suggesting that a proper mix with public investments will help reduce risks. The participation of MDBs in PPP projects in project preparation may not significantly influence project success.

⁵ Other developing regions include Latin America and the Caribbean, sub-Saharan Africa, and the Middle East and North Africa, and developing European countries.

Table 2: Parametric Hazard Regression between Developing Asian and Other Developing Regions

Item Variables	Developing Asia				Other Developing Regions			
	Coefficients		Hazard Ratio		Coefficients		Hazard Ratio	
Private participation (private share >80%)	-0.368 (0.770)		0.692 (0.533)		1.136 (0.658)	*	3.113 (2.048)	*
Local government contract	-4.224 (0.920)	***	0.015 (0.014)	***	0.024 (0.467)		1.024 (0.478)	
Solicited proposal	-2.760 (0.720)	***	0.063 (0.046)	***	-3.042 (1.395)	**	0.048 (0.067)	**
Unsolicited proposal through competitive bidding	-1.888 (0.666)	***	0.151 (0.101)	***	-0.581 (0.506)		0.560 (0.283)	
MDB participation	-1.888 (0.784)	**	0.151 (0.119)	**	0.376 (0.450)		1.456 (0.655)	
Foreign sponsor	-0.799 (0.467)	*	0.450 (0.210)	*	0.597 (0.492)		1.816 (0.893)	
Base = No government support								
Direct government support	-0.314 (0.422)		0.731 (0.308)		-1.06 (0.655)		0.346 (0.227)	
Indirect government support	-3.218 (1.122)	***	0.040 (0.045)	***	-0.449 (0.890)		0.638 (0.568)	
Type of PPP (Brownfield as base)								
Greenfield	-3.086 (0.746)	***	0.046 (0.034)	***	-1.633 (0.477)	***	0.195 (0.093)	***
Management and contract lease and partial divestiture	-1.274 (0.808)		0.280 (0.226)		-2.006 (0.812)	**	0.135 (0.109)	**
GDP per capita compounded growth rate	-0.414 (0.190)	**	0.661 (0.126)	**	0.097 (0.107)		1.102 (0.118)	
Terms of trade interaction with G3 growth rate	0.002 (0.005)		1.002 (0.005)		0.011 (0.003)	***	1.011 (0.003)	***
% trade to GDP interaction with G3 growth rate	0.002 (0.003)		1.002 (0.003)		-0.00352 (0.002)	*	0.996 (0.002)	*
Debt-to-GDP ratio	-0.0948 (0.027)	***	0.910 (0.024)	***	-0.0322 (0.012)	***	0.968 (0.011)	***
Natural disaster occurrence	4.894 (0.996)	***	133.500 (132.900)	***	2.139 (0.571)	***	8.489 (4.850)	***

continued on next page

Table 2 *continued*

Item Variables	Developing Asia				Other Developing Regions			
	Coefficients		Hazard Ratio		Coefficients		Hazard Ratio	
Law and order	-4.124 (1.742)	**	0.016 (0.028)	**	1.773 (0.779)	**	5.887 (4.587)	**
Corruption	-7.235 (2.439)	***	0.001 (0.002)	***	-7.916 (1.308)	***	0.000 -	***
Base = No PPP unit								
With 1 PPP unit	-4.459 (1.671)	***	0.012 (0.019)	***	1.161 (0.483)	**	3.193 (1.543)	**
More than 1 PPP unit	-4.824 (1.537)	***	0.008 (0.012)	***	-2.161 (0.884)	**	0.115 (0.102)	**
/ln_p	1.337 (0.144)				1.050 (0.141)			
P	3.807 (0.548)				2.858 (0.403)			
1/p	0.263 (0.038)				0.350 (0.049)			
Observations	1,201				854			

GDP = gross domestic product, MDB = multilateral development bank, PPP = public-private partnership.

Notes: Standard errors in parentheses. *** p<0.01, ** p<0.05, * p<0.1. Other developing regions include Latin America and the Caribbean, sub-Saharan Africa, and the Middle East and North Africa, and European countries. G3 economies include the United States, Japan, and the euro area.

Source: Authors' calculations.

V. POLICY IMPLICATIONS

There is a big gap between the pace at which infrastructure is being built and upgraded in developing Asia and the demands for more and better infrastructure that the region's strong economic growth is creating. And insufficient finance remains a bottleneck to developing infrastructure across the region. The public sector should continue taking the lead in developing sustainable and resilient infrastructure to support economic development and human well-being. But PPPs can bring real advantages to the provision of infrastructure through additional funding, more efficient management, and better public services. These partnerships, however, face considerable risks and challenges. Lack of project preparation, competitive systematic project awarding method, poor governance, misaligned priorities, the underrepresentation of the public sector in decision making, and lack of coordination and cooperation between partners are just some of the common risks PPPs face.

The increased use of PPPs for infrastructure since the middle of the 1990s has been accompanied by a rise in contractual disputes between the public and private sector partners. The renegotiation and termination of PPP contracts impede infrastructure development, disrupt public services, discourage private investments, and increase risk premiums. This paper has looked at the various ways that MDBs can contribute to infrastructure development at the national and regional levels, and reduce PPP project risks. Since the involvement of multilateral partners in PPP contracts provides an insurance to reduce dispute risk, MDBs have an important function to play in reducing funding gaps and facilitating regional cooperation for the provision of regional public goods among neighboring countries. While MDBs can support the infrastructure build-out and play a critical role in mitigating risks in infrastructure PPP projects in Asia, the public sector should remain on top of the whole PPP process.

Governments can bear some PPP project risks by providing capital and revenue subsidies. Direct government subsidies and indirect support through guarantees can help PPP projects become more viable. Solicited projects have made a significant contribution to infrastructure development in developing Asia. Unsolicited projects remain a concern because of their higher failure rates than solicited projects, but these can be brought down by making them undergo more competitive bidding processes. New infrastructure projects, so-called greenfield projects, are at lower risk of cancellation than are projects that improve and expand existing assets, so-called brownfield projects, because greenfield agreements allow governments to divest themselves of design, construction, and market risks.

The results of our empirical analysis confirm the literature showing that robust economic growth leads to good PPP project outcomes, as demand for output rises. For fiscal and institutional factors, higher debt-to-GDP ratios have a negative elasticity with the hazard rate of projects. Strong legal systems and a low level of corruption reduce the hazard rate. PPP projects in developing Asia will increasingly be affected by the rising frequency and ferocity of weather disasters, and the impact of climate change.

APPENDIX

Appendix I: Descriptive Statistics

Variable	Mean	Std. Dev.	Minimum	Maximum
MDB participation	0.06	0.24	0.00	1.00
Solicited proposal	0.30	0.46	0.00	1.00
Interaction of unsolicited proposals and competitive schemes	0.32	0.47	0.00	1.00
Direct government support	0.15	0.36	0.00	1.00
Indirect government support	0.13	0.34	0.00	1.00
Direct and indirect government support	0.00	0.04	0.00	1.00
Greenfield projects	0.67	0.47	0.00	1.00
Management, contract lease, and partial divestitures	0.08	0.28	0.00	1.00
Private participation dummy: (private participation > 80% = 1; 0 otherwise)	0.75	0.43	0.00	1.00
Local government contract	0.68	0.47	0.00	1.00
Foreign sponsor	0.66	0.47	0.00	1.00
GDP per capita compounded growth rate	6.28	2.21	-2.58	19.02
Terms of trade compounded growth rate interacted with G3 compounded growth rate	49.96	104.77	-140.52	439.01
% of trade to GDP compounded growth rate interacted with G3 compounded growth rate	-58.58	131.62	-612.55	103.55
Debt-to-GDP ratio	46.55	20.54	5.87	89.41
Natural disaster occurrence ratio	1.11	0.30	0.14	2.00
Law and order	1.18	0.80	0.06	4.05
Corruption	0.68	0.44	0.05	2.15

GDP = gross domestic product, MDB = multilateral development bank.
 Note: G3 economies include the United States, Japan, and the euro area.
 Source: Authors' calculations.

Appendix II: Robustness Checking

Variables	Weibull Distribution Model				Cox Proportional Hazard Model			
	Coefficients		Hazard Ratio		Coefficients		Hazard Ratio	
Private participation (private share >80%)	-0.368		0.692		0.097		1.102	
	(0.770)		(0.533)		(0.810)		(0.893)	
Local government contract	-4.224	***	0.015	***	-3.903	***	0.0202	***
	(0.920)		(0.014)		(0.835)		(0.0168)	
Solicited proposal	-2.760	***	0.063	***	-2.715	***	0.0662	***
	(0.720)		(0.046)		(0.755)		(0.0500)	
Unsolicited proposal through competitive bidding	-1.888	***	0.151	***	-2.109	***	0.121	***
	(0.666)		(0.101)		(0.699)		(0.0848)	
Multilateral development bank participation	-1.888	**	0.151	**	-1.822	**	0.162	**
	(0.784)		(0.119)		(0.864)		(0.140)	
Foreign sponsor	-0.799	*	0.45	*	-0.751		0.472	
	(0.467)		(0.210)		(0.478)		(0.226)	
Base = No government support								
Direct government support	-0.314		0.731		-0.144		0.866	
	(0.422)		(0.308)		(0.429)		(0.372)	
Indirect government support	-3.218	***	0.04	***	-3.207	***	0.0405	***
	(1.122)		(0.045)		(1.186)		(0.0480)	
Type of PPP (brownfield as base)								
Greenfield	-3.086	***	0.046	***	-3.11	***	0.0446	***
	(0.746)		(0.034)		(0.775)		(0.0346)	
Management and contract lease, and partial divestiture	-1.274		0.28		-1.126		0.324	
	(0.808)		(0.226)		(0.765)		(0.248)	
GDP per capita compounded growth rate	-0.414	**	0.661	**	-0.326	*	0.722	
	(0.190)		(0.126)		(0.194)		(0.140)	
Terms of trade interaction with G3 growth rate	0.002		1.002		-0.00286		0.997	
	(0.005)		(0.005)		(0.00459)		(0.00458)	
% trade to GDP interaction with G3 growth rate	0.002		1.002		0.00124		1.001	
	(0.003)		(0.003)		(0.00279)		(0.00279)	
Debt-to-GDP ratio	-0.0948	***	0.91	***	-0.0927	***	0.911	
	(0.027)		(0.024)		(0.0261)		(0.0238)	

continued on next page

Variables	Weibull Distribution Model				Cox Proportional Hazard Model			
	Coefficients		Hazard Ratio		Coefficients		Hazard Ratio	
Natural disaster occurrence	4.894 (0.996)	***	133.5 (132.900)	***	2.324 (0.870)	***	10.22 (8.887)	
Law and order	-4.124 (1.742)	**	0.016 (0.028)	**	-4.002 (1.572)	**	0.0183 (0.0287)	
Corruption	-7.235 (2.439)	***	0.001 (0.002)	***	-6.707 (2.411)	***	0.00122 (0.00295)	
Base = No PPP unit								
With 1 PPP unit	-4.459 (1.671)	***	0.012 (0.019)	***	-3.489 (1.651)	**	0.0305 (0.0504)	
More than 1 PPP unit	-4.824 (1.537)	***	0.008 (0.012)	***	-3.745 (1.531)	**	0.0236 (0.0362)	
/ln_p	1.337 (0.144)							
p	3.807 (0.548)							
1/p	0.263 (0.038)							
Observations	1,201				1,201			

GDP = gross domestic product, PPP = public-private partnership.

Notes: Standard errors in parentheses; *** p<0.01, ** p<0.05, * p<0.1. G3 economies include the United States, Japan, and the euro area.

Source: Authors' calculations.

REFERENCES

- Adejumo, Adebowale O., and A. Oshioke Ahmadu. 2016. "A Study of the Slope of Cox Proportional Hazard and Weibull Models: Simulated and Real Life Data Approach." *Science World Journal* 11 (3): 31–35.
- AECOM Consult. 2007. *User Guidebook on Implementing Public–Private Partnerships for Transportation Infrastructure Projects in the United States*. Arlington, Virginia: Federal Highway Administration.
- Ahmad, Ehtisham, Amar Bhattacharya, Annalisa Vinella, and Kezhou Xiao. 2014. "Involving the Private Sector and PPPs in Financing Public Investments. Some Opportunities and Challenges." Asia Research Centre Working Paper Vol. 67.
- Alano, Emmanuel, and Minsoo Lee. 2016. "Natural Disaster Shocks and Macroeconomic Growth in Asia." ADB Economics Working Paper Series No. 503. <https://www.adb.org/sites/default/files/publication/218461/ewp-503.pdf>.
- Albalade, Daniel, Germà Bel, and Richard R. Geddes. 2015. "Do Public–Private Partnership Enabling Laws Increase Private Investment in Infrastructure?" <http://www.econ.pitt.edu/sites/default/files/Geddes.PPPLaws.pdf>.
- Allport, Roger, Richard Brown, Stephen Glaister, and Tony Travers. 2008. "Success and Failure in Urban Transport Infrastructure Projects." <https://www.imperial.ac.uk/media/imperial-college/research-centres-and-groups/centre-for-transport-studies/Success-and-Failure-in-Urban-Transport-Infrastructure-Projects.pdf>.
- Asian Development Bank (ADB). 2008. *Public–Private Partnership Handbook*. Manila.
- . 2017. *Meeting Asia's Infrastructure Needs*. Manila.
- Bhattacharyay, Biswa Nath. 2010. "Financing Asia's Infrastructure: Modes of Development and Integration of Asian Financial Markets." ADBI Working Paper Series No. 229. Tokyo: Asian Development Bank Institute.
- Carrillo, Patricia, Herbert Robinson, Peter Foale, Chimay Anumba, and Dino Bouchlaghem. 2008. "Participation, Barriers and Opportunities in PFI: The United Kingdom Experience." *Journal of Management in Engineering* 24 (3): 138–45.
- Checherita, Cristina D. 2009. "A Macroeconomic Analysis of Investment under Public–Private Partnerships and Its Policy Implications - The Case of Developing Countries." PhD dissertation, George Mason University.
- Chen Chuan, and Hemanta Doloi. 2008. "BOT Application in China: Driving and Impeding Factors." *International Journal of Project Management* 26 (4): 388–98.
- De Clerck, Dennis, and Erik Demeulemeester. 2014. "Towards a More Competitive PPP Procurement Market: A Game–Theoretical Analysis." FEB Research report KBI_1408. Leuven, Germany: KU Leuven--Faculty of Economics and Business (p. 59).

- Di Lodovico, Amadeo. 1998. "Privatization and Investment under Weak Regulatory Commitment." PhD dissertation, University of California, Berkeley, CA.
- Economist Intelligence Unit (EIU). 2015. "Evaluating the Environment for Public-Private Partnerships in Asia-Pacific: The 2014 Infrascopes." <http://www.adb.org/publications/evaluating-environmentppp-asia-pacific-2014-infrascopes>.
- Galilea, Patricia, and Francesca Medda. 2010. "Does the Political and Economic Context Influence the Success of a Transport Project? An Analysis of Transport Public-Private Partnerships." *Research in Transportation Economics* 30 (1): 102-109.
- Hammami, Mona, Jean-Francois Ruhashyankiko, and Etienne B. Yehoue. 2006. "Determinants of Public-Private Partnerships in Infrastructure." IMF Working Paper No. 06/99. Washington, DC: International Monetary Fund.
- Harris, Clive. 2003. "Private Participation in Infrastructure in Developing Countries: Trends, Impacts, and Policy Lessons." World Bank Working Paper 5. Washington, DC: World Bank.
- Ismail, Suhaiza, and Fatimah A. Harris. 2014. "Challenges in Implementing Public-Private Partnership (PPP) in Malaysia." *Procedia - Social and Behavioral Sciences* 164: 5-10. <http://doi.org/10.1016/j.sbspro.2014.11.044>.
- Jamali, Dima. 2004. "Success and Failure Mechanisms of Public-Private Partnerships PPPs in Developing Countries: Insights from the Lebanese Context." *International Journal of Public Sector Management* 17 (5): 414-30.
- Jandhyala, Srividya. 2016. "International Organizations and Political Risk - The Case of Multilateral Development Banks in Infrastructure Projects." <https://ppi.worldbank.org/~media/GIAWB/PPI/Documents/Misc/The-case-of-multilateral-development-banks-by-Jandhyala2016.pdf>.
- Li, Bing, Akintola Akintoye, Peter J. Edwards, and Cliff Hardcastle. 2005. "The Allocation of Risk in PPP/PFI Construction Projects in the UK." *International Journal of Project Management* 23 (1): 25-35.
- Li, Jie, and Patrick Zou. 2008. "Risk Identification and Assessment in PPP Infrastructure Projects Using Fuzzy Analytical Hierarchy Process and Life-Cycle Methodology." <http://www.learning-analytics.info/journals/index.php/AJCEB/article/view/2996>.
- Maktabi, Tayeba. 2014. "Reducing Risks in Public Private Partnerships." <https://dukespace.lib.duke.edu/dspace/bitstream/handle/10161/8610/Tayeba%20Maktabi%20Reducing%20Risks%20in%20PPs.pdf?sequence=1>.
- Miguel, Edward, Shanker Satyanath, and Ernest Sergenti. 2004. "Economic Shocks and Civil Conflict: An Instrumental Variables Approach." *Journal of Political Economy* 112 (4): 725-53.
- Moszoro, Marian, Gonzalo Araya, Fernanda Ruiz-Nuñez, and Jordan Schwartz. 2014. "Institutional and Political Determinants of Private Participation in Infrastructure." International Transport Forum Discussion Paper No. 2014/15. Paris: OECD Publishing. <https://doi.org/10.1787/5jrw2xzj0m7l-en>.

- Ng, A. and Martin Loosemore. 2006. "Risk Allocation in the Private Provision of Public Infrastructure." *International Journal of Project Management* 25 (1): 66–76. doi:10.1016/j.ijproman.2006.06.005.
- Nijkamp, Peter, Marc Van der Burch, and Gabriella Vidigni. 2002. "A Comparative Institutional Evaluation of Public-Private Partnerships in Dutch Urban Land-Use and Revitalization Projects." *Urban Studies* 39 (10): 1865–80.
- Nose, Manabu. 2014. "Triggers of Contract Breach: Contract Design, Shocks, or Institutions?" World Bank Policy Research Working Paper 6738. Washington, DC: World Bank.
- Organisation for Economic Co-operation and Development (OECD). 2012. *Recommendation of the Council on Principles for Public Governance of Public-Private Partnerships*. Paris. <https://www.oecd.org/governance/budgeting/PPP-Recommendation.pdf>.
- Pongsiri, Nutavoot. 2002. "Regulation and Public Private Partnerships." *The International Journal of Public Sector Management* 15 (6): 487–95.
- PRS Group. 2012. "International Country Risk Guide Methodology." <https://www.prsgroup.com/wp-content/uploads/2012/11/icrgmethodology.pdf>.
- Reside, Renato, Jr. E. 2009. "Global Determinants of Risk and Stress in Public-Private Partnerships (PPP) in Infrastructure." ADBI Discussion Paper No. 133. (March). Tokyo: Asian Development Bank Institute.
- Reside, Renato, and Amado Mendoza, Jr. 2010. "Determinants of Outcomes of Public-Private Partnership (PPP) in Infrastructure in Asia." UPSE Discussion Papers, 2010–2003 (March). Manila: University of the Philippines.
- Reyes-Tagle, Gerardo, and Karl Garbacik. 2016. *Policymakers' Decisions on Public-Private Partnership Use: The Role of Institutions and Fiscal Constraints*. Washington, DC: Inter-American Development Bank.
- Riedl, Dominik F., Lutz Kaufmann, Carsten Zimmermann, and Johan L. Perols. 2013. "Reducing Uncertainty in Supplier Selection Decisions: Antecedents and Outcomes of Procedural Rationality." *Journal of Operations Management* 31 (1–2): 24–36.
- Rockart, John F. 1982. "The Changing Role of Information System Executive: A Critical Success Factors Perspective." *Sloan Management Review* 24 (1): 3–13.
- Salzmann A., and Sherif Mohamed. 1999. "Risk Identification Frameworks for International BOOT Projects." In *Profitable Partnering in Construction Procurement*, edited by Stephen Ogunlana. CIB W92 Proceedings Publication 224, 475–85. ISBN 0–419–24760–2.
- Samii, Ramina, Luk Van Wassenhove, and Shantanu Bhattacharya. 2002. "An Innovative Public-Private Partnership: New Approach to Development." *World Development* 30 (6): 991–1008.
- Scharle, Peter. 2002. "Public-Private Partnerships as a Social Game." *Innovation* 15 (3): 227–52.

- Shi, Shiyong, Heap-Yih Chong, Lihong Liu, and Xiaosu Ye. 2016. "Examining the Interrelationship among Critical Success Factors of Public Private Partnership Infrastructure Projects." *Sustainability* 2016, 8, 1313.
- Soomro, Mohsin A., and Xueqing Zhang. 2013. "Failure Links between Public and Private Sector Partners in Transportation Public-Private Partnerships Failures." *Journal of Traffic and Logistics Engineering* 1 (2): 116-21.
- Spackman, Michael. 2002. "Public-Private Partnerships: Lessons from the British Approach." *Economic Systems* 26 (3): 283-301.
- Tah, Joseph H. M., Antony Thorpe, and Ronald McCaffer. 1993. "Contractor Project Risks Contingency Allocation Using Linguistic Approximation." *Computing System in Engineering* 4 (2-3): 281-93.
- Tiong, Robert L. K. 1996. "CSFs in Competitive Tendering and Negotiation Model for BOT Projects." *Journal of Construction Engineering and Management* 122 (3): 205-11.
- Trebilcock, Michael, and Michael Rosenstock. 2015. "Infrastructure Public-Private Partnerships in the Developing World: Lessons from Recent Experience." *The Journal of Development Studies* 51 (4): 335-54.
- World Bank. Private Participation in Infrastructure database. <https://ppi.worldbank.org/data> (accessed 28 March 2017).
- World Bank. 2002. *Unsolicited Proposals: Competitive Solutions for Private Infrastructure. Viewpoint*. Washington, DC. © World Bank. <https://openknowledge.worldbank.org/handle/10986/11357> License: CC BY 3.0 IGO.
- . 2007. *Public-Private Partnership Units: Lessons for Their Design and Use Infrastructure*. Washington, DC.
- . 2016. *The State of PPPs: Infrastructure Public-Private Partnerships in Emerging Markets and Developing Economies 1991-2015*. Washington, DC.
- . 2017. "Public-Private Partnerships: Reference Guide, Version 3.0." <https://openknowledge.worldbank.org/handle/10986/20118>.
- Yun, Sungmin, Wooyong Jung, Seung Heon Han, and Heedae Park. 2015. "Critical Organizational Success Factors for Public Private Partnership Projects – A Comparison of Solicited and Unsolicited Proposals." *Journal of Civil Engineering and Management* 21 (2): 131-43. DOI: 10.3846/13923730.2013.802715.
- Zhang, Xueqing. 2005. "Critical Success Factors for Public-Private Partnerships in Infrastructure Development." *Journal of Construction Engineering and Management* 131 (1): 484-94.
- Zougari, Mounir. 2003. "Public-Private Partnership: Major Hindrances to the Private Sector's Participation in the Financing and Management of Public Infrastructures via Delegated Management." *International Journal of Water Resources Development* 19 (2): 123-29.

Hazard Analysis on Public–Private Partnership Projects in Developing Asia

The cancellation of public–private partnership (PPP) projects discourages private investment and interrupts the delivery of infrastructure and services. Developing Asia accounts for more than half of all PPP projects cancelled globally. This study uses a hazard regression analysis to show that project survival is more assured with government support through subsidies and guarantees, and strategies for proper planning, preparation, and implementation. Furthermore, robust economic growth, an improved legal and institutional environment, the existence of a dedicated PPP unit, and the involvement of multilateral development banks lead to good PPP project outcomes.

About the Asian Development Bank

ADB's vision is an Asia and Pacific region free of poverty. Its mission is to help its developing member countries reduce poverty and improve the quality of life of their people. Despite the region's many successes, it remains home to a large share of the world's poor. ADB is committed to reducing poverty through inclusive economic growth, environmentally sustainable growth, and regional integration.

Based in Manila, ADB is owned by 67 members, including 48 from the region. Its main instruments for helping its developing member countries are policy dialogue, loans, equity investments, guarantees, grants, and technical assistance.

