

Adriaans, Jule et al.

**Research Report**

The employee survey "expectations towards economy and society" -  
Legitimation of inequality over the life-span. Codebook for the second  
wave (LINOS-2)

DIW Data Documentation, No. 98

**Provided in Cooperation with:**

German Institute for Economic Research (DIW Berlin)

*Suggested Citation:* Adriaans, Jule et al. (2019) : The employee survey "expectations towards economy and society" - Legitimation of inequality over the life-span. Codebook for the second wave (LINOS-2), DIW Data Documentation, No. 98, Deutsches Institut für Wirtschaftsforschung (DIW), Berlin

This Version is available at:

<https://hdl.handle.net/10419/197986>

**Standard-Nutzungsbedingungen:**

Die Dokumente auf EconStor dürfen zu eigenen wissenschaftlichen Zwecken und zum Privatgebrauch gespeichert und kopiert werden.

Sie dürfen die Dokumente nicht für öffentliche oder kommerzielle Zwecke vervielfältigen, öffentlich ausstellen, öffentlich zugänglich machen, vertreiben oder anderweitig nutzen.

Sofern die Verfasser die Dokumente unter Open-Content-Lizenzen (insbesondere CC-Lizenzen) zur Verfügung gestellt haben sollten, gelten abweichend von diesen Nutzungsbedingungen die in der dort genannten Lizenz gewährten Nutzungsrechte.

**Terms of use:**

*Documents in EconStor may be saved and copied for your personal and scholarly purposes.*

*You are not to copy documents for public or commercial purposes, to exhibit the documents publicly, to make them publicly available on the internet, or to distribute or otherwise use the documents in public.*

*If the documents have been made available under an Open Content Licence (especially Creative Commons Licences), you may exercise further usage rights as specified in the indicated licence.*

# Data Documentation

Deutsches Institut für Wirtschaftsforschung

2019

## The Employee Survey "Expectations towards Economy and Society" – Legitimation of Inequality over the Life-Span Codebook for the Second Wave (LINOS-2)

Jule Adriaans, Philipp Eisnecker, Sebastian Hülle, Julian Klassen, Stefan Liebig, Peter Valet

# IMPRESSUM

© DIW Berlin, 2019

DIW Berlin

Deutsches Institut für Wirtschaftsforschung

Mohrenstr. 58

10117 Berlin

Tel. +49 (30) 897 89-0

Fax +49 (30) 897 89-200

[www.diw.de](http://www.diw.de)

ISSN 1861-1532

All rights reserved.

Reproduction and distribution

in any form, also in parts,

requires the express written

permission of DIW Berlin.

## **Data Documentation 98**

Jule Adriaans <sup>1</sup>

Philipp Eisnecker <sup>2</sup>

Sebastian Hülle <sup>3</sup>

Julian Klassen <sup>4</sup>

Stefan Liebig <sup>5</sup>

Peter Valet <sup>6</sup>

## **The Employee Survey "Expectations towards Economy and Society" - Legitimation of Inequality over the Life-Span**

### **Codebook for the Second Wave (LINOS-2)**

Berlin, 29.04.2019

---

<sup>1</sup> DIW Berlin, [jadriaans@diw.de](mailto:jadriaans@diw.de)

<sup>2</sup> DIW Berlin, [peisnecker@diw.de](mailto:peisnecker@diw.de)

<sup>3</sup> Institut für Arbeitsmarkt- und Berufsforschung, [sebastian.huelle@iab.de](mailto:sebastian.huelle@iab.de)

<sup>4</sup> Universität Bielefeld, [julian.klassen@uni-bielefeld.de](mailto:julian.klassen@uni-bielefeld.de)

<sup>5</sup> Project manager; DIW Berlin, [sliebig@diw.de](mailto:sliebig@diw.de)

<sup>6</sup> Universität Bamberg, [peter.valet@uni-bamberg.de](mailto:peter.valet@uni-bamberg.de)

<b>Table of Contents</b>	
<b>1 Overview</b>	<b>2</b>
1.1 Project Identification	2
1.2 Data Set	2
<b>2 Codebook</b>	<b>3</b>
2.1 Questionnaire Variables	3
2.1.1 Your Current Life Situation and Expectations (Module 1)	3
2.1.2 Your Current Employment Situation (Module 2)	11
2.1.3 Your Current Workplace (Module 3)	28
2.1.4 Your Friends and Social Contacts (Module 4)	73
2.1.5 Social and Personal Values (Module 6)	90
2.1.6 Your Family Situation (Module 7)	118
2.1.7 Your Personal Details (Module 8)	143
2.1.8 Final Remarks (Module 9)	150
2.2 Questionnaire Variables from LINOS-1	152
2.3 Variables on the Interview Situation	160
2.4 Meta Variables	168
<b>3 PAPI Questionnaire</b>	<b>169</b>

# 1 Overview

## 1.1 Project Identification

- Name of project: Structural Conditions of Justice Attitudes over the Life-span
- Project abbreviation: LINOS-2 (Legitimation of Inequality over the Life-span)
- Project period: 01.07.2016-30.06.2019 (second funding phase)
- Principal investigator: Prof. Dr. Stefan Liebig
- Institutional affiliation (07/2016 - 3/2018): Faculty of Sociology, Bielefeld University
- Institutional affiliation (since 04/2018): Department Socio-Economic Panel (SOEP), German Institute for Economic Research (DIW Berlin)
- Project members: Jule Adriaans, Philipp Eisnecker, Sebastian Hülle, Julian Klassen, Dr. Carsten Sauer, Dr. Peter Valet
- Funding agency: Deutsche Forschungsgemeinschaft (DFG)
- Internal project number, DFG: 315643864
- First funding phase: Project A6 „The Legitimation of Inequalities - Structural Conditions of Justice Attitudes over the Life-span“ of the DFG Research Center 882 „From Heterogeneities to Inequalities“
- Survey institute: SOKO Institut für Sozialforschung und Kommunikation, Bielefeld
- Project manager, survey institute: Dr. Henry Puhe
- Internal project number, survey institute: 121-2017-85

## 1.2 Data Set

- Data format: Stata 15.1
- 10.25652/diw\_data\_S0017.1
- Liebig, Stefan; Adriaans, Jule; Eisnecker, Philipp; Hülle, Sebastian; Klassen, Julian; Sauer, Carsten; Valet, Peter (2019): Erwartungen an Wirtschaft und Gesellschaft – Legitimation of Inequality Over the Life-Span, 2. Welle (LINOS-2), doi: 10.25652/diw\_data\_S0017.1

## 2 Codebook

### 2.1 Questionnaire Variables

#### 2.1.1 Your Current Life Situation and Expectations (Module 1)

**bv1a** First of all, we would like you to tell us how satisfied or dissatisfied you are today with the following areas of your life.

*Please answer by using the following scale: 0 means “completely dissatisfied“ and 10 means “completely satisfied“. If you are somewhat dissatisfied / somewhat satisfied use values in between..*

**How satisfied are you with your job?**

Satisfaction: work

			Freq.	Percent	Valid	Cum.
Valid	0	completely dissatisfied	34	1.2	1.3	1.3
	1		28	1.0	1.1	2.4
	2		78	2.8	3.1	5.5
	3		114	4.2	4.5	10.0
	4		110	4.0	4.3	14.3
	5		207	7.6	8.1	22.4
	6		266	9.7	10.4	32.8
	7		473	17.3	18.5	51.4
	8		696	25.4	27.3	78.6
	9		344	12.6	13.5	92.1
	10	completely satisfied	201	7.3	7.9	100.0
	Total		2551	93.1	100.0	
Missing	.a	no answer	47	1.7		
	.c	not applicable	143	5.2		
	Total		190	6.9		
Total			2741	100.0		

**bv1b      How satisfied are you with your personal income from work?**

Satisfaction: earned income

			Freq.	Percent	Valid	Cum.
Valid	0	completely dissatisfied	45	1.6	1.8	1.8
	1		45	1.6	1.8	3.5
	2		108	3.9	4.2	7.8
	3		174	6.3	6.8	14.6
	4		186	6.8	7.3	21.9
	5		273	10.0	10.7	32.6
	6		309	11.3	12.1	44.8
	7		485	17.7	19.0	63.8
	8		522	19.0	20.5	84.3
	9		264	9.6	10.4	94.7
	10	completely satisfied	136	5.0	5.3	100.0
	Total		2547	92.9	100.0	
Missing	.a	no answer	60	2.2		
	.c	not applicable	134	4.9		
	Total		194	7.1		
Total			2741	100.0		

**bv1c      How satisfied are you with your standard of living?**

Satisfaction: standard of living

			Freq.	Percent	Valid	Cum.
Valid	0	completely dissatisfied	16	0.6	0.6	0.6
	1		14	0.5	0.5	1.1
	2		51	1.9	1.9	3.0
	3		70	2.6	2.6	5.6
	4		86	3.1	3.2	8.7
	5		198	7.2	7.3	16.0
	6		228	8.3	8.4	24.4
	7		524	19.1	19.3	43.7
	8		768	28.0	28.3	72.0
	9		509	18.6	18.8	90.8
	10	completely satisfied	250	9.1	9.2	100.0
	Total		2714	99.0	100.0	
Missing	.a	no answer	27	1.0		
Total			2741	100.0		



**bv2a      There are different ideas about how a society can be fair and just. What is your personal opinion about this?**

*Please indicate for each statement whether you agree strongly, somewhat agree, neither agree nor disagree, somewhat disagree, or strongly disagree.*

**A society is just if all people have sufficient nutrition, shelter, clothing as well as access to education and medical care.**

Just society: food, housing, clothing, education

			Freq.	Percent	Valid	Cum.
Valid	1	strongly agree	1849	67.5	68.0	68.0
	2	somewhat agree	723	26.4	26.6	94.6
	3	neither nor	86	3.1	3.2	97.8
	4	somewhat disagree	48	1.8	1.8	99.5
	5	strongly disagree	13	0.5	0.5	100.0
	Total		2719	99.2	100.0	
Missing	.a	no answer	21	0.8		
	.b	do not know	1	0.0		
	Total		22	0.8		
Total			2741	100.0		

**bv2b      It is just if hard working people earn more than others.**

Just society: hard work - higher earnings

			Freq.	Percent	Valid	Cum.
Valid	1	strongly agree	1593	58.1	58.6	58.6
	2	somewhat agree	909	33.2	33.4	92.0
	3	neither nor	162	5.9	6.0	98.0
	4	somewhat disagree	43	1.6	1.6	99.6
	5	strongly disagree	12	0.4	0.4	100.0
	Total		2719	99.2	100.0	
Missing	.a	no answer	20	0.7		
	.b	do not know	2	0.1		
	Total		22	0.8		
Total			2741	100.0		

**bv2c It is just if all people have the same living conditions.**

Just society: equal living conditions

			Freq.	Percent	Valid	Cum.
Valid	1	strongly agree	561	20.5	20.8	20.8
	2	somewhat agree	757	27.6	28.0	48.8
	3	neither nor	662	24.2	24.5	73.3
	4	somewhat disagree	472	17.2	17.5	90.8
	5	strongly disagree	248	9.0	9.2	100.0
	Total		2700	98.5	100.0	
Missing	.a	no answer	40	1.5		
	.b	do not know	1	0.0		
	Total		41	1.5		
Total			2741	100.0		

**bv2d It is just if members of respectable families have certain advantages in their lives.**

Just society: advantages for respected families

			Freq.	Percent	Valid	Cum.
Valid	1	strongly agree	22	0.8	0.8	0.8
	2	somewhat agree	106	3.9	3.9	4.7
	3	neither nor	262	9.6	9.7	14.4
	4	somewhat disagree	735	26.8	27.1	41.5
	5	strongly disagree	1587	57.9	58.5	100.0
	Total		2712	98.9	100.0	
Missing	.a	no answer	29	1.1		
Total			2741	100.0		

**bv2e A society is just if it takes care of those who are poor and needy.**

Just society: poor and needy

			Freq.	Percent	Valid	Cum.
Valid	1	strongly agree	1792	65.4	65.8	65.8
	2	somewhat agree	803	29.3	29.5	95.3
	3	neither nor	105	3.8	3.9	99.2
	4	somewhat disagree	19	0.7	0.7	99.9
	5	strongly disagree	4	0.1	0.1	100.0
	Total		2723	99.3	100.0	
Missing	.a	no answer	16	0.6		
	.b	do not know	2	0.1		
	Total		18	0.7		
Total			2741	100.0		

**bv2f**      **It is just if people who have achieved good reputation and wealth profit from this later in life.**

Just society: profits in old age

			Freq.	Percent	Valid	Cum.
Valid	1	strongly agree	1440	52.5	52.9	52.9
	2	somewhat agree	1002	36.6	36.8	89.7
	3	neither nor	186	6.8	6.8	96.5
	4	somewhat disagree	67	2.4	2.5	99.0
	5	strongly disagree	28	1.0	1.0	100.0
	Total		2723	99.3	100.0	
Missing	.a	no answer	17	0.6		
	.b	do not know	1	0.0		
	Total		18	0.7		
Total			2741	100.0		

**bv2g**      **A society is just if there are only minor income disparities between people.**

Just society: small disparities in income

			Freq.	Percent	Valid	Cum.
Valid	1	strongly agree	511	18.6	18.8	18.8
	2	somewhat agree	929	33.9	34.2	53.0
	3	neither nor	727	26.5	26.7	79.7
	4	somewhat disagree	394	14.4	14.5	94.2
	5	strongly disagree	157	5.7	5.8	100.0
	Total		2718	99.2	100.0	
Missing	.a	no answer	22	0.8		
	.b	do not know	1	0.0		
	Total		23	0.8		
Total			2741	100.0		

**bv2h**      **A society is just if differences in income and assets reflect performance differences between people.**

Just society: differences in effort

			Freq.	Percent	Valid	Cum.
Valid	1	strongly agree	453	16.5	16.8	16.8
	2	somewhat agree	1069	39.0	39.7	56.5
	3	neither nor	620	22.6	23.0	79.5
	4	somewhat disagree	354	12.9	13.1	92.6
	5	strongly disagree	200	7.3	7.4	100.0
	Total		2696	98.4	100.0	
Missing	.a	no answer	39	1.4		
	.b	do not know	6	0.2		
	Total		45	1.6		
Total			2741	100.0		

**bv2i It is just if every person receives only that which has been acquired through their own efforts.**

Just society: own efforts

			Freq.	Percent	Valid	Cum.
Valid	1	strongly agree	501	18.3	18.5	18.5
	2	somewhat agree	959	35.0	35.3	53.8
	3	neither nor	588	21.5	21.7	75.5
	4	somewhat disagree	485	17.7	17.9	93.3
	5	strongly disagree	181	6.6	6.7	100.0
	Total		2714	99.0	100.0	
Missing	.a	no answer	20	0.7		
	.b	do not know	7	0.3		
	Total		27	1.0		
Total			2741	100.0		

**bv2j It is just if people taking care of their children or their dependent relatives receive special support and benefits.**

Just society: children or relatives in need of care

			Freq.	Percent	Valid	Cum.
Valid	1	strongly agree	1903	69.4	69.9	69.9
	2	somewhat agree	753	27.5	27.6	97.5
	3	neither nor	51	1.9	1.9	99.4
	4	somewhat disagree	12	0.4	0.4	99.8
	5	strongly disagree	5	0.2	0.2	100.0
	Total		2724	99.4	100.0	
Missing	.a	no answer	16	0.6		
	.b	do not know	1	0.0		
	Total		17	0.6		
Total			2741	100.0		

**bv2k It is just if income and wealth are equally distributed among the members of our society.**

Just society: equal distribution of income and wealth

			Freq.	Percent	Valid	Cum.
Valid	1	strongly agree	167	6.1	6.1	6.1
	2	somewhat agree	382	13.9	14.1	20.2
	3	neither nor	582	21.2	21.4	41.6
	4	somewhat disagree	682	24.9	25.1	66.8
	5	strongly disagree	903	32.9	33.2	100.0
	Total		2716	99.1	100.0	
Missing	.a	no answer	22	0.8		
	.b	do not know	3	0.1		
	Total		25	0.9		
Total			2741	100.0		

**bv2l      It is just if people on a higher level of society have better living conditions than those on the lower level.**

Just society: unequal living conditions

			Freq.	Percent	Valid	Cum.
Valid	1	strongly agree	60	2.2	2.2	2.2
	2	somewhat agree	343	12.5	12.7	14.9
	3	neither nor	666	24.3	24.7	39.6
	4	somewhat disagree	741	27.0	27.4	67.0
	5	strongly disagree	890	32.5	33.0	100.0
	Total		2700	98.5	100.0	
Missing	.a	no answer	28	1.0		
	.b	do not know	13	0.5		
	Total		41	1.5		
Total			2741	100.0		

**bv3a      Society depends on the participation and support of its citizens. Here are some ways you can act as a citizen in our society.**

*Please answer by using the following scale. 1 means “this must not be done under any circumstances” and 7 means “this is perfectly alright”.*

**Claiming state benefits without being eligible.**

Behavior: receiving state benefits

			Freq.	Percent	Valid	Cum.
Valid	1	this must not be done under any circumstances	2042	74.5	75.1	75.1
	2		492	17.9	18.1	93.2
	3		96	3.5	3.5	96.7
	4		54	2.0	2.0	98.7
	5		17	0.6	0.6	99.3
	6		8	0.3	0.3	99.6
	7	this is perfectly alright	11	0.4	0.4	100.0
	Total		2720	99.2	100.0	
Missing	.a	no answer	18	0.7		
	.b	do not know	3	0.1		
	Total		21	0.8		
Total			2741	100.0		

**bv3b Evading taxes, if one gets the chance.**

Behavior: tax evasion

			Freq.	Percent	Valid	Cum.
Valid	1	this must not be done under any circumstances	2030	74.1	74.6	74.6
	2		451	16.5	16.6	91.2
	3		121	4.4	4.4	95.6
	4		67	2.4	2.5	98.1
	5		27	1.0	1.0	99.1
	6		9	0.3	0.3	99.4
	7	this is perfectly alright	16	0.6	0.6	100.0
	Total		2721	99.3	100.0	
Missing	.a	no answer	19	0.7		
	.b	do not know	1	0.0		
	Total		20	0.7		
Total			2741	100.0		

**bv3c Paying for services (e.g. craftsmen) without requesting the bill to avoid paying VAT (“Mehrwertsteuer”).**

Behavior: black labor

			Freq.	Percent	Valid	Cum.
Valid	1	this must not be done under any circumstances	970	35.4	35.7	35.7
	2		666	24.3	24.5	60.2
	3		462	16.9	17.0	77.2
	4		360	13.1	13.2	90.4
	5		162	5.9	6.0	96.4
	6		55	2.0	2.0	98.4
	7	this is perfectly alright	44	1.6	1.6	100.0
	Total		2719	99.2	100.0	
Missing	.a	no answer	19	0.7		
	.b	do not know	3	0.1		
	Total		22	0.8		
Total			2741	100.0		

## 2.1.2 Your Current Employment Situation (Module 2)

**bv4a** Let us now turn to your employment. The last time you participated in this study was in winter 2012/2013. A lot of things may have changed in the past 4 years. We would like to know, how your employment situation has changed since the first time this survey was conducted in winter 2012/2013.

Since the first interview in winter 2012/2013, I was promoted.

Event: promotion

			Freq.	Percent	Valid	Cum.
Valid	1	yes	703	25.6	26.2	26.2
	2	no	1983	72.3	73.8	100.0
	Total		2686	98.0	100.0	
Missing	.a	no answer	48	1.8		
	.b	do not know	7	0.3		
	Total		55	2.0		
Total			2741	100.0		

**bv4b** Compared to the first interview in winter 2012/2013, I have a different set of duties at work.

Event: different set of duties

			Freq.	Percent	Valid	Cum.
Valid	1	yes	1121	40.9	41.6	41.6
	2	no	1575	57.5	58.4	100.0
	Total		2696	98.4	100.0	
Missing	.a	no answer	45	1.6		
Total			2741	100.0		

**bv4c** Compared to the first interview in winter 2012/2013, I work under the direction of a different supervisor.

Event: different supervisor

			Freq.	Percent	Valid	Cum.
Valid	1	yes	1634	59.6	60.8	60.8
	2	no	1053	38.4	39.2	100.0
	Total		2687	98.0	100.0	
Missing	.a	no answer	50	1.8		
	.b	do not know	4	0.1		
	Total		54	2.0		
Total			2741	100.0		

**bv4d Compared to the first interview in winter 2012/2013, I work for a different employer.**

Event: different employer

			Freq.	Percent	Valid	Cum.
Valid	1	yes	1004	36.6	37.2	37.2
	2	no	1693	61.8	62.8	100.0
	Total		2697	98.4	100.0	
Missing	.a	no answer	42	1.5		
	.b	do not know	2	0.1		
	Total		44	1.6		
Total			2741	100.0		

**bv4e Colleagues have left or joined my immediate work environment since the first interview in winter 2012/2013.**

Event: colleagues left or joined immediate work environment

			Freq.	Percent	Valid	Cum.
Valid	1	yes	2376	86.7	89.1	89.1
	2	no	291	10.6	10.9	100.0
	Total		2667	97.3	100.0	
Missing	.a	no answer	65	2.4		
	.b	do not know	9	0.3		
	Total		74	2.7		
Total			2741	100.0		

**bv4f Since the first interview in winter 2012/2013, I have participated in at least one professional training program that was financed by my employer either completely or for the most part.**

Event: professional training program, financed by employer

			Freq.	Percent	Valid	Cum.
Valid	1	yes	1509	55.1	55.9	55.9
	2	no	1191	43.5	44.1	100.0
	Total		2700	98.5	100.0	
Missing	.a	no answer	40	1.5		
	.b	do not know	1	0.0		
	Total		41	1.5		
Total			2741	100.0		



**bv4g**      **Since the first interview in winter 2012/2013, I have participated in at least one professional training program which I financed either completely or for the most part.**

Event: professional training program, financed by employee

			Freq.	Percent	Valid	Cum.
Valid	1	yes	624	22.8	23.1	23.1
	2	no	2072	75.6	76.9	100.0
	Total		2696	98.4	100.0	
Missing	.a	no answer	44	1.6		
	.b	do not know	1	0.0		
	Total		45	1.6		
Total			2741	100.0		

**bv4h**      **Since the first interview in winter 2012/2013, I have stopped working for a period of at least 12 months**

Event: stopped working for at least 12 months

			Freq.	Percent	Valid	Cum.
Valid	1	yes	350	12.8	13.0	13.0
	2	no	2342	85.4	87.0	100.0
	Total		2692	98.2	100.0	
Missing	.a	no answer	46	1.7		
	.b	do not know	3	0.1		
	Total		49	1.8		
Total			2741	100.0		

**bv4i**      **Since the first interview in winter 2012/2013, I have permanently stopped working (e.g. reaching retirement age or family responsibilities).**

Event: retirement

			Freq.	Percent	Valid	Cum.
Valid	1	yes	101	3.7	3.7	3.7
	2	no	2602	94.9	96.3	100.0
	Total		2703	98.6	100.0	
Missing	.a	no answer	36	1.3		
	.b	do not know	2	0.1		
	Total		38	1.4		
Total			2741	100.0		

**bv5** Now let's turn to your current job situation. Which of the following applies to you?

*Please note that the term "employment" means all kinds of paid activities or activities that are associated with income from work. In case of more than one activity, please refer to your main activity.*

Employment situation

			Freq.	Percent	Valid	Cum.
Valid	1	full-time employed	1737	63.4	63.4	63.4
	2	part-time employed	600	21.9	21.9	85.3
	3	partial retirement (in working phase)	5	0.2	0.2	85.4
	4	partial retirement (in passive phase)	9	0.3	0.3	85.8
	5	Marginally employed, 450-Euro-Job, Minijob	72	2.6	2.6	88.4
	6	Ein-Euro-Job with unemployment benefits	3	0.1	0.1	88.5
	7	occasionally or irregularly employed	14	0.5	0.5	89.0
	8	in vocational training/apprenticeship	16	0.6	0.6	89.6
	9	in occupational/professional education or retraining	6	0.2	0.2	89.8
	12	maternity leave, child rearing leave, parental leave or any other leave of absence (excluding partial retirement)	66	2.4	2.4	92.2
	13	High school student	1	0.0	0.0	92.3
	14	college/university student	67	2.4	2.4	94.7
	15	retired	14	0.5	0.5	95.2
	16	unemployed	54	2.0	2.0	97.2
	17	permanently unable to work	9	0.3	0.3	97.5
	18	homemakers	18	0.7	0.7	98.2
	19	other	50	1.8	1.8	100.0
	Total		2741	100.0	100.0	

**bv5\_o** Other:

*Frequency distribution omitted.*

**bv6a**      **In case you have been employed part-time or full-time in the past, please indicate the month until which you were employed.**

Employment (month)			Freq.	Percent	Valid	Cum.
Valid	1	January	20	0.7	6.8	6.8
	2	February	21	0.8	7.2	14.0
	3	March	20	0.7	6.8	20.9
	4	April	14	0.5	4.8	25.7
	5	May	23	0.8	7.9	33.6
	6	June	27	1.0	9.2	42.8
	7	July	30	1.1	10.3	53.1
	8	August	30	1.1	10.3	63.4
	9	September	36	1.3	12.3	75.7
	10	October	29	1.1	9.9	85.6
	11	November	12	0.4	4.1	89.7
	12	December	30	1.1	10.3	100.0
Total			292	10.7	100.0	
Missing	.a	no answer	91	3.3		
	.c	not applicable	7	0.3		
	.d	not applicable (Filter)	2351	85.8		
	Total		2449	89.3		
Total			2741	100.0		

**bv6b**    **In case you have been employed part-time or full-time in the past, please indicate the year until which you were employed.**

Employment (year)			Freq.	Percent	Valid	Cum.
Valid	1984		1	0.0	0.3	0.3
	1985		1	0.0	0.3	0.7
	1986		1	0.0	0.3	1.0
	1987		1	0.0	0.3	1.4
	1988		2	0.1	0.7	2.0
	1990		1	0.0	0.3	2.4
	1992		1	0.0	0.3	2.7
	1996		1	0.0	0.3	3.1
	:					
	2010		5	0.2	1.7	12.6
	2011		8	0.3	2.7	15.3
	2012		27	1.0	9.2	24.5
	2013		34	1.2	11.6	36.1
	2014		40	1.5	13.6	49.7
	2015		42	1.5	14.3	63.9
	2016		80	2.9	27.2	91.2
	2017		26	0.9	8.8	100.0
	Total		294	10.7	100.0	
Missing	.a	no answer	90	3.3		
	.c	not applicable	6	0.2		
	.d	not applicable (Filter)	2351	85.8		
	Total		2447	89.3		
Total			2741	100.0		

**bv7      When did you start working for your current employer?***Please state the year.*

Start of employment (year)

			Freq.	Percent	Valid	Cum.
Valid	1970		3	0.1	0.1	0.1
	1971		2	0.1	0.1	0.2
	1972		2	0.1	0.1	0.3
	1973		3	0.1	0.1	0.4
	1974		4	0.1	0.2	0.6
	1976		5	0.2	0.2	0.8
	1977		8	0.3	0.3	1.1
	1978		4	0.1	0.2	1.3
	:					
	2010		103	3.8	4.3	43.1
	2011		282	10.3	11.7	54.8
	2012		159	5.8	6.6	61.4
	2013		163	5.9	6.8	68.2
	2014		173	6.3	7.2	75.3
	2015		216	7.9	9.0	84.3
	2016		290	10.6	12.0	96.3
	2017		88	3.2	3.7	100.0
	Total		2409	87.9	100.0	
Missing	.a	no answer	52	1.9		
	.b	do not know	1	0.0		
	.d	not applicable (Filter)	279	10.2		
	Total		332	12.1		
Total			2741	100.0		

**bv8      Do you have a fixed-term or permanent contract?**

Employment contract: type

			Freq.	Percent	Valid	Cum.
Valid	1	fixed-term contract	289	10.5	11.8	11.8
	2	permanent contract	2044	74.6	83.8	95.7
	3	I do not have an employment contract	106	3.9	4.3	100.0
	Total		2439	89.0	100.0	
Missing	.a	no answer	22	0.8		
	.b	do not know	1	0.0		
	.d	not applicable (Filter)	279	10.2		
	Total		302	11.0		
Total			2741	100.0		

**bv9      How many weekly hours are stipulated in your contract excluding over-time?**

*In case of more than one activity, please refer to your main activity.*

Working hours: stipulated working hours

		Freq.	Percent	Valid	Cum.
Valid	0	2	0.1	0.1	0.1
	1	2	0.1	0.1	0.2
	2.5	1	0.0	0.0	0.2
	3	1	0.0	0.0	0.3
	4	1	0.0	0.0	0.3
	4.5	1	0.0	0.0	0.4
	5	2	0.1	0.1	0.5
	6	2	0.1	0.1	0.5
	:				
	47	1	0.0	0.0	98.8
	47.5	1	0.0	0.0	98.9
	48	11	0.4	0.5	99.4
	50	7	0.3	0.3	99.7
	53	1	0.0	0.0	99.7
	54	1	0.0	0.0	99.8
	60	4	0.1	0.2	100.0
	80	1	0.0	0.0	100.0
	Total	2204	80.4	100.0	
Missing	.a      no answer	138	5.0		
	.b      do not know	14	0.5		
	.d      not applicable (Filter)	385	14.0		
	Total	537	19.6		
Total		2741	100.0		

**bv10**      **And how many weekly hours do you actually work on average including any over-time?**

Working hours: actual hours per week

		Freq.	Percent	Valid	Cum.
Valid	0	3	0.1	0.1	0.1
	1	1	0.0	0.0	0.2
	2	2	0.1	0.1	0.3
	2.5	1	0.0	0.0	0.3
	3	1	0.0	0.0	0.3
	3.5	1	0.0	0.0	0.4
	4	2	0.1	0.1	0.5
	4.5	1	0.0	0.0	0.5
	:				
	56	3	0.1	0.1	97.1
	58	4	0.1	0.2	97.3
	58.2	1	0.0	0.0	97.4
	60	43	1.6	1.8	99.2
	65	10	0.4	0.4	99.6
	65.5	1	0.0	0.0	99.6
	70	6	0.2	0.3	99.9
	80	3	0.1	0.1	100.0
	Total	2382	86.9	100.0	
Missing	.a      no answer	65	2.4		
	.b      do not know	15	0.5		
	.d      not applicable (Filter)	279	10.2		
	Total	359	13.1		
Total		2741	100.0		

**bv11a\_o**      **What is your current main occupation?**

*Frequency distribution omitted.*

**bv11b\_o**      **Please describe this position in detail:**

*Frequency distribution omitted.*

**bv11c Does this occupation have a special name?**

Occupation: special name: yes/no

			Freq.	Percent	Valid	Cum.
Valid	1	yes, it is called:	635	23.2	27.4	27.4
	2	no	1686	61.5	72.6	100.0
	Total		2321	84.7	100.0	
Missing	.a	no answer	132	4.8		
	.b	do not know	9	0.3		
	.d	not applicable (Filter)	279	10.2		
	Total		420	15.3		
Total			2741	100.0		

**bv11c\_o Yes, it is called:**

*Frequency distribution omitted.*



**bv12      What is your current occupational status?**

*In case of more than one activity, please refer to your main activity.*

Occupational status

			Freq.	Percent	Valid	Cum.
Valid	11	untrained worker	39	1.4	1.6	1.6
	12	trained worker	72	2.6	3.0	4.6
	13	trained and employed as skilled worker	255	9.3	10.6	15.2
	14	foreman	49	1.8	2.0	17.2
	15	master craftsman	31	1.1	1.3	18.5
	21	self-employed farmer	5	0.2	0.2	18.7
	22	free-lance professional, independent scholar	39	1.4	1.6	20.3
	23	other self-employed	32	1.2	1.3	21.7
	:					
	43	employee with simple duties (with training/education certificate)	277	10.1	11.5	38.6
	44	employee with qualified duties (e.g. administrative assistant, accountant, technical draftsman)	762	27.8	31.6	70.2
	45	employee with highly qualified or managerial duties (e.g. scientist, engineer, head of department)	619	22.6	25.7	95.9
	46	employee with extensive managerial duties (e.g. managing director, manager, CEO of large firm or corporation)	49	1.8	2.0	97.9
Missing	51	civil servant: lower level	2	0.1	0.1	98.0
	52	civil servant: middle level	6	0.2	0.2	98.3
	53	civil servant: upper level	27	1.0	1.1	99.4
	54	civil servant: executive level	15	0.5	0.6	100.0
	Total		2409	87.9	100.0	
	.a	no answer	53	1.9		
	.d	not applicable (Filter)	279	10.2		
	Total		332	12.1		
Total			2741	100.0		

**bv12a If self-employed: Number of employees**

Self-employment: number of employees

			Freq.	Percent	Valid	Cum.
Valid	1	none	40	1.5	55.6	55.6
	2	1-9	20	0.7	27.8	83.3
	3	10 and more	12	0.4	16.7	100.0
	Total		72	2.6	100.0	
Missing	.a	no answer	4	0.1		
	.c	not applicable	2386	87.0		
	.d	not applicable (Filter)	279	10.2		
	Total		2669	97.4		
Total			2741	100.0		

**bv13 In your position at work, do you supervise others? In other words, do people work under your direction?**

Occupational tasks: supervising others: yes/no

			Freq.	Percent	Valid	Cum.
Valid	1	yes	967	35.3	39.9	39.9
	2	no	1455	53.1	60.1	100.0
	Total		2422	88.4	100.0	
Missing	.a	no answer	38	1.4		
	.b	do not know	2	0.1		
	.d	not applicable (Filter)	279	10.2		
	Total		319	11.6		
Total			2741	100.0		

**bv13a**    **Yes, I am a supervisor for x people on average.**

Occupational tasks: number of supervised people

		Freq.	Percent	Valid	Cum.
Valid	1	112	4.1	12.0	12.0
	2	158	5.8	17.0	29.0
	3	121	4.4	13.0	42.0
	4	81	3.0	8.7	50.6
	5	80	2.9	8.6	59.2
	6	33	1.2	3.5	62.8
	7	24	0.9	2.6	65.3
	8	41	1.5	4.4	69.7
	:				
	140	1	0.0	0.1	98.8
	150	4	0.1	0.4	99.2
	180	1	0.0	0.1	99.4
	200	1	0.0	0.1	99.5
	250	2	0.1	0.2	99.7
	280	1	0.0	0.1	99.8
	300	1	0.0	0.1	99.9
	500	1	0.0	0.1	100.0
	Total	932	34.0	100.0	
Missing	.a      no answer	55	2.0		
	.b      do not know	20	0.7		
	.c      not applicable	1455	53.1		
	.d      not applicable (Filter)	279	10.2		
	Total	1809	66.0		
Total		2741	100.0		

**bv14    What is the highest level of general education you have successfully completed?**

Highest level of general education

			Freq.	Percent	Valid	Cum.
Valid	1	student in full-time general schooling	9	0.3	0.3	0.3
	2	left school without certificate of secondary education	28	1.0	1.0	1.4
	3	general education school leaving certificate obtained on completion of grade 8	243	8.9	8.9	10.3
	4	general education school leaving certificate obtained on completion of grade 10	854	31.2	31.4	41.7
	5	school leaving certificate obtained on completion of grade 12 from higher secondary or vocational school	387	14.1	14.2	55.9
	6	general or specialized higher education entrance qualification	1069	39.0	39.3	95.2
	7	general higher education entrance qualification via second chance education	87	3.2	3.2	98.3
	8	other:	45	1.6	1.7	100.0
	Total		2722	99.3	100.0	
Missing	.a	no answer	19	0.7		
Total			2741	100.0		

**bv14\_0    Other:**

*Frequency distribution omitted.*

**bv15a    What level of higher education or vocational degrees did you obtain? Which of the following applies to you?**

*Please indicate all that applies.*

**Still in vocational training (vocational preparation year, apprentice, trainee, intern, student)**

Higher education: still in vocational training

			Freq.	Percent	Valid	Cum.
Valid	0	not mentioned	2633	96.1	96.1	96.1
	1	mentioned	108	3.9	3.9	100.0
	Total		2741	100.0	100.0	

**bv15b Student attending vocational school (“berufsorientierte Aufbau-, Fachschule o. Ä.”)**

Higher education: student of vocational school

			Freq.	Percent	Valid	Cum.
Valid	0	not mentioned	2730	99.6	99.6	99.6
	1	mentioned	11	0.4	0.4	100.0
	Total		2741	100.0	100.0	

**bv15c No vocational certificate and currently not enrolled in vocational training**

Higher education: no degree or completed apprenticeship

			Freq.	Percent	Valid	Cum.
Valid	0	not mentioned	2676	97.6	97.6	97.6
	1	mentioned	65	2.4	2.4	100.0
	Total		2741	100.0	100.0	

**bv15d Completed company-based vocational training**

Higher education: completed vocational training

			Freq.	Percent	Valid	Cum.
Valid	0	not mentioned	1305	47.6	47.6	47.6
	1	mentioned	1436	52.4	52.4	100.0
	Total		2741	100.0	100.0	

**bv15e Completed school-based vocational training (“Berufsfachschule, Handelsschule, Vorbereitungsdienst für den mittleren Dienst in der öffentlichen Verwaltung“)**

Higher education: completed full-time vocational school

			Freq.	Percent	Valid	Cum.
Valid	0	not mentioned	2425	88.5	88.5	88.5
	1	mentioned	316	11.5	11.5	100.0
	Total		2741	100.0	100.0	

**bv15f Completed school-based vocational training in former GDR**

Higher education: completed vocational training in GDR

			Freq.	Percent	Valid	Cum.
Valid	0	not mentioned	2675	97.6	97.6	97.6
	1	mentioned	66	2.4	2.4	100.0
	Total		2741	100.0	100.0	

**bv15g** Completed specialized or technical vocational college certificate; master(craftsman), technician or equivalent college certificate (“Ausbildung an einer Fach-, Meister-, Technikerschule, Berufs- oder Fachakademie abgeschlossen”)

Higher education: completed technical school for vocational education

			Freq.	Percent	Valid	Cum.
Valid	0	not mentioned	2368	86.4	86.4	86.4
	1	mentioned	373	13.6	13.6	100.0
	Total		2741	100.0	100.0	

**bv15h** Bachelor’s degree (University or “Fachhochschule”)

Higher education: completed Bachelor at university or technical college

			Freq.	Percent	Valid	Cum.
Valid	0	not mentioned	2547	92.9	92.9	92.9
	1	mentioned	194	7.1	7.1	100.0
	Total		2741	100.0	100.0	

**bv15i** “Diplom“ or Master’s degree completed at “Fachhochschule”

Higher education: completed technical college (e.g. Diploma, Master)

			Freq.	Percent	Valid	Cum.
Valid	0	not mentioned	2465	89.9	89.9	89.9
	1	mentioned	276	10.1	10.1	100.0
	Total		2741	100.0	100.0	

**bv15j** University degree (e.g. Master’s degree, “Diplom”, “Magister”, “Staatsexamen”)

Higher education: university degree (e.g. Diploma, state examination, Master)

			Freq.	Percent	Valid	Cum.
Valid	0	not mentioned	2289	83.5	83.5	83.5
	1	mentioned	452	16.5	16.5	100.0
	Total		2741	100.0	100.0	

**bv15k** Doctoral degree

Higher education: doctoral studies

			Freq.	Percent	Valid	Cum.
Valid	0	not mentioned	2666	97.3	97.3	97.3
	1	mentioned	75	2.7	2.7	100.0
	Total		2741	100.0	100.0	

**bv15l    Anderer beruflicher Abschluss, und zwar:**

Higher education: other vocational degree

			Freq.	Percent	Valid	Cum.
Valid	0	not mentioned	2591	94.5	94.5	94.5
	1	mentioned	150	5.5	5.5	100.0
	Total		2741	100.0	100.0	

**bv15l.o    Other higher education or vocational degrees:***Frequency distribution omitted.***bv16    Consent form**

We would like to include additional information available from the Federal Employment Agency in Nuremberg for the analysis of this survey. This, for example, includes statistical information on your employment history. Data linkage is conducted by using a random identification number that cannot be traced back to your name and that ensures your complete anonymity at all times.

It is ensured that all data protection regulations are strictly adhered to. Your consent is voluntary and you may revoke your consent at any time.

**Do you agree to linking your data?**

Agreement to data linking: yes/no

			Freq.	Percent	Valid	Cum.
Valid	1	yes	2146	78.3	78.3	78.3
	2	no	595	21.7	21.7	100.0
	Total		2741	100.0	100.0	

### 2.1.3 Your Current Workplace (Module 3)

**bv17** What kind of business, company or organization are you currently working for?

Company/institution: type

			Freq.	Percent	Valid	Cum.
Valid	1	private sector	1625	59.3	66.9	66.9
	2	public sector (excluding unions, Red Cross, churches etc.)	498	18.2	20.5	87.4
	3	non-profit organizations (e.g. unions, Red Cross, churches)	196	7.2	8.1	95.5
	4	own company, business or practice	110	4.0	4.5	100.0
	Total		2429	88.6	100.0	
Missing	.a	no answer	31	1.1		
	.b	do not know	2	0.1		
	.d	not applicable (Filter)	279	10.2		
	Total		312	11.4		
Total			2741	100.0		

**bv18** Do you regularly work with several persons in a working group or team?

*This means you work together with your colleagues on certain work tasks.*

Working group: yes/no

			Freq.	Percent	Valid	Cum.
Valid	1	yes	2088	76.2	85.7	85.7
	2	no	349	12.7	14.3	100.0
	Total		2437	88.9	100.0	
Missing	.a	no answer	24	0.9		
	.b	do not know	1	0.0		
	.d	not applicable (Filter)	279	10.2		
	Total		304	11.1		
Total			2741	100.0		



**bv19 In this working group or team, are there more women or more men?**

Working group: gender ratio

			Freq.	Percent	Valid	Cum.
Valid	1	more woman	834	30.4	40.7	40.7
	2	more men	808	29.5	39.5	80.2
	3	share of women and men is about the same	405	14.8	19.8	100.0
	Total		2047	74.7	100.0	
Missing	.a	no answer	66	2.4		
	.d	not applicable (Filter)	628	22.9		
	Total		694	25.3		
Total			2741	100.0		

**bv20 In this working group or team, are there more Germans or more people with a migration background?**

*A person is considered to have a migration background if at least one of the following criteria is met: (1) the person is not a German citizen, or (2) the person was born outside the current territory of the Federal Republic of Germany, or (3) at least one of the person's parents was born outside the current territory of the Federal Republic of Germany.*

Working group: Germans and persons with migration background

			Freq.	Percent	Valid	Cum.
Valid	1	more germans	1716	62.6	84.0	84.0
	2	more people with a migration background	109	4.0	5.3	89.3
	3	share of Germans and people with a migration background is about the same	218	8.0	10.7	100.0
	Total		2043	74.5	100.0	
Missing	.a	no answer	69	2.5		
	.b	do not know	1	0.0		
	.d	not applicable (Filter)	628	22.9		
	Total		698	25.5		
Total			2741	100.0		

**bv21 Are you familiar with your colleagues' salaries?**

Income: knowledge about colleagues' salary: yes/no

			Freq.	Percent	Valid	Cum.
Valid	1	yes	1104	40.3	45.8	45.8
	2	no	1304	47.6	54.2	100.0
	Total		2408	87.9	100.0	
Missing	.a	no answer	41	1.5		
	.b	do not know	2	0.1		
	.c	not applicable	11	0.4		
	.d	not applicable (Filter)	279	10.2		
	Total		333	12.1		
Total			2741	100.0		

**bv22 Is there a company policy that prevents you from discussing your salary with your colleagues?**

Income: professional discretion: yes/no

			Freq.	Percent	Valid	Cum.
Valid	1	yes	672	24.5	28.8	28.8
	2	no	1661	60.6	71.2	100.0
	Total		2333	85.1	100.0	
Missing	.a	no answer	62	2.3		
	.b	do not know	53	1.9		
	.c	not applicable	14	0.5		
	.d	not applicable (Filter)	279	10.2		
	Total		408	14.9		
Total			2741	100.0		

**bv23 Is your salary or wage determined by a collective wage agreement?**

Collective wage agreement

			Freq.	Percent	Valid	Cum.
Valid	1	yes	1354	49.4	56.0	56.0
	2	no	1063	38.8	44.0	100.0
	Total		2417	88.2	100.0	
Missing	.a	no answer	34	1.2		
	.b	do not know	11	0.4		
	.d	not applicable (Filter)	279	10.2		
	Total		324	11.8		
Total			2741	100.0		

**bv24 Do you generally have the option to negotiate your salary or at least part of your salary?**

Income: opportunity to negotiate: yes/no

			Freq.	Percent	Valid	Cum.
Valid	1	yes	1413	51.6	58.7	58.7
	2	no	996	36.3	41.3	100.0
	Total		2409	87.9	100.0	
Missing	.a	no answer	32	1.2		
	.b	do not know	13	0.5		
	.c	not applicable	8	0.3		
	.d	not applicable (Filter)	279	10.2		
	Total		332	12.1		
Total			2741	100.0		

**bv25a Did you negotiate your salary or at least part of your salary when you were hired or at a later time ever since?**

*Please indicate all that applies.*

**Yes, when I was hired**

Salary negotiations: at date of employment

			Freq.	Percent	Valid	Cum.
Valid	0	not mentioned	2038	74.4	74.4	74.4
	1	mentioned	703	25.6	25.6	100.0
	Total		2741	100.0	100.0	

**bv25b Yes, at a later time after I was hired**

Salary negotiations: at a later point in time

			Freq.	Percent	Valid	Cum.
Valid	0	not mentioned	2023	73.8	73.8	73.8
	1	mentioned	718	26.2	26.2	100.0
	Total		2741	100.0	100.0	

**bv25c No**

Salary negotiations: no

			Freq.	Percent	Valid	Cum.
Valid	0	not mentioned	2437	88.9	88.9	88.9
	1	mentioned	304	11.1	11.1	100.0
	Total		2741	100.0	100.0	

**bv25\_wn**      **Do not know**

Salary negotiations: don't know

			Freq.	Percent	Valid	Cum.
Valid	0	not mentioned	2739	99.9	99.9	99.9
	1	mentioned	2	0.1	0.1	100.0
	Total		2741	100.0	100.0	

**bv25\_ka**      **No answer**

Salary negotiations: no statement

			Freq.	Percent	Valid	Cum.
Valid	0	not mentioned	2701	98.5	98.5	98.5
	1	mentioned	40	1.5	1.5	100.0
	Total		2741	100.0	100.0	

**bv26**      **When was the last time you negotiated your salary?**

*Please state the year.*

Last salary negotiation (year)

			Freq.	Percent	Valid	Cum.
Valid	1986		1	0.0	0.1	0.1
	1988		1	0.0	0.1	0.2
	1989		1	0.0	0.1	0.3
	1990		2	0.1	0.2	0.5
	1992		1	0.0	0.1	0.5
	1995		2	0.1	0.2	0.7
	1997		2	0.1	0.2	0.9
	1998		3	0.1	0.3	1.2
	:					
	2010		25	0.9	2.3	9.7
	2011		30	1.1	2.7	12.5
	2012		35	1.3	3.2	15.7
	2013		53	1.9	4.9	20.5
	2014		101	3.7	9.2	29.8
	2015		179	6.5	16.4	46.2
	2016		412	15.0	37.7	83.9
	2017		176	6.4	16.1	100.0
	Total		1092	39.8	100.0	
Missing	.a	no answer	30	1.1		
	.b	do not know	13	0.5		
	.d	not applicable (Filter)	1606	58.6		
	Total		1649	60.2		
Total			2741	100.0		

**bv27a** The following statements refer to your everyday experiences at work. To what extent do the statements listed below apply to your current workplace?

*Please answer by using the following scale. 1 means the statement “does not apply at all” and 7 means the statement “applies completely”.*

**At my workplace, there are many rules and regulations I have to follow closely.**

Workplace: rules and instructions

			Freq.	Percent	Valid	Cum.
Valid	1	does not apply at all	83	3.0	3.4	3.4
	2		171	6.2	7.0	10.4
	3		202	7.4	8.3	18.7
	4		276	10.1	11.3	30.1
	5		389	14.2	16.0	46.1
	6		482	17.6	19.8	65.9
	7	applies completely	830	30.3	34.1	100.0
	Total		2433	88.8	100.0	
Missing	.a	no answer	28	1.0		
	.c	not applicable	1	0.0		
	.d	not applicable (Filter)	279	10.2		
	Total		308	11.2		
Total			2741	100.0		

**bv27b** It is up to me to decide when to complete my work tasks.

Workplace: temporal flexibility

			Freq.	Percent	Valid	Cum.
Valid	1	does not apply at all	332	12.1	13.6	13.6
	2		212	7.7	8.7	22.3
	3		222	8.1	9.1	31.4
	4		290	10.6	11.9	43.3
	5		451	16.5	18.5	61.8
	6		520	19.0	21.3	83.2
	7	applies completely	410	15.0	16.8	100.0
	Total		2437	88.9	100.0	
Missing	.a	no answer	23	0.8		
	.c	not applicable	2	0.1		
	.d	not applicable (Filter)	279	10.2		
	Total		304	11.1		
Total			2741	100.0		

**bv27c In case I have difficulties or problems with my work, my colleagues help me.**

Workplace: help of colleagues

			Freq.	Percent	Valid	Cum.
Valid	1	does not apply at all	66	2.4	2.7	2.7
	2		68	2.5	2.8	5.5
	3		95	3.5	3.9	9.5
	4		162	5.9	6.7	16.2
	5	applies completely	336	12.3	13.9	30.0
	6		657	24.0	27.1	57.2
	7		1037	37.8	42.8	100.0
	Total		2421	88.3	100.0	
Missing	.a	no answer	31	1.1		
	.b	do not know	1	0.0		
	.c	not applicable	9	0.3		
	.d	not applicable (Filter)	279	10.2		
	Total		320	11.7		
Total			2741	100.0		

**bv27d In order to achieve good results at work, I depend on the collaboration of my colleagues.**

Workplace: collaboration with colleagues

			Freq.	Percent	Valid	Cum.
Valid	1	does not apply at all	152	5.5	6.3	6.3
	2		134	4.9	5.5	11.8
	3		157	5.7	6.5	18.3
	4		260	9.5	10.7	29.0
	5	applies completely	425	15.5	17.5	46.6
	6		541	19.7	22.3	68.9
	7		753	27.5	31.1	100.0
	Total		2422	88.4	100.0	
Missing	.a	no answer	32	1.2		
	.b	do not know	1	0.0		
	.c	not applicable	7	0.3		
	.d	not applicable (Filter)	279	10.2		
	Total		319	11.6		
Total			2741	100.0		

**bv27e At my workplace, I am more or less on my own.**

Workplace: being on one's own

			Freq.	Percent	Valid	Cum.
Valid	1	does not apply at all	418	15.2	17.2	17.2
	2		454	16.6	18.6	35.8
	3		302	11.0	12.4	48.2
	4		321	11.7	13.2	61.4
	5		311	11.3	12.8	74.1
	6		337	12.3	13.8	88.0
	7	applies completely	293	10.7	12.0	100.0
	Total		2436	88.9	100.0	
Missing	.a	no answer	23	0.8		
	.b	do not know	1	0.0		
	.c	not applicable	2	0.1		
	.d	not applicable (Filter)	279	10.2		
	Total		305	11.1		
Total			2741	100.0		

**bv27f At my workplace, it is common to talk about private matters as well.**

Workplace: private talk

			Freq.	Percent	Valid	Cum.
Valid	1	does not apply at all	54	2.0	2.2	2.2
	2		90	3.3	3.7	5.9
	3		139	5.1	5.7	11.7
	4		347	12.7	14.3	25.9
	5		470	17.1	19.3	45.3
	6		670	24.4	27.6	72.9
	7	applies completely	659	24.0	27.1	100.0
	Total		2429	88.6	100.0	
Missing	.a	no answer	28	1.0		
	.c	not applicable	5	0.2		
	.d	not applicable (Filter)	279	10.2		
	Total		312	11.4		
Total			2741	100.0		

**bv27g I am proud to tell others that I am part of this organization.**

Workplace: proud of firm/ organization

			Freq.	Percent	Valid	Cum.
Valid	1	does not apply at all	118	4.3	4.9	4.9
	2		159	5.8	6.6	11.4
	3		207	7.6	8.5	19.9
	4		451	16.5	18.6	38.5
	5		427	15.6	17.6	56.1
	6		559	20.4	23.0	79.2
	7	applies completely	506	18.5	20.8	100.0
	Total		2427	88.5	100.0	
Missing	.a	no answer	28	1.0		
	.b	do not know	3	0.1		
	.c	not applicable	4	0.1		
	.d	not applicable (Filter)	279	10.2		
	Total		314	11.5		
Total			2741	100.0		

**bv27h Overall, I'm treated fairly in my organization.**

Workplace: fair treatment

			Freq.	Percent	Valid	Cum.
Valid	1	does not apply at all	46	1.7	1.9	1.9
	2		99	3.6	4.1	6.0
	3		110	4.0	4.5	10.5
	4		242	8.8	10.0	20.4
	5		431	15.7	17.7	38.2
	6		843	30.8	34.7	72.9
	7	applies completely	660	24.1	27.1	100.0
	Total		2431	88.7	100.0	
Missing	.a	no answer	24	0.9		
	.c	not applicable	7	0.3		
	.d	not applicable (Filter)	279	10.2		
	Total		310	11.3		
Total			2741	100.0		



**bv27i**    **My colleagues immediately notice when my job performance is lower than expected.**

Workplace: detection probability of defection by colleagues

			Freq.	Percent	Valid	Cum.
Valid	1	does not apply at all	156	5.7	6.5	6.5
	2		278	10.1	11.5	18.0
	3		308	11.2	12.8	30.8
	4		463	16.9	19.2	50.0
	5		442	16.1	18.4	68.4
	6		459	16.7	19.1	87.5
	7	applies completely	302	11.0	12.5	100.0
	Total		2408	87.9	100.0	
Missing	.a	no answer	38	1.4		
	.b	do not know	6	0.2		
	.c	not applicable	10	0.4		
	.d	not applicable (Filter)	279	10.2		
	Total		333	12.1		
Total			2741	100.0		

**bv27j**    **My direct superior immediately notices when my job performance is lower than expected.**

Workplace: detection probability of defection by immediate superior

			Freq.	Percent	Valid	Cum.
Valid	1	does not apply at all	224	8.2	9.3	9.3
	2		331	12.1	13.7	23.0
	3		322	11.7	13.4	36.4
	4		426	15.5	17.7	54.1
	5		428	15.6	17.8	71.9
	6		401	14.6	16.6	88.5
	7	applies completely	277	10.1	11.5	100.0
	Total		2409	87.9	100.0	
Missing	.a	no answer	30	1.1		
	.b	do not know	6	0.2		
	.c	not applicable	17	0.6		
	.d	not applicable (Filter)	279	10.2		
	Total		332	12.1		
Total			2741	100.0		

**bv27k I have decided to limit my job performance to the absolute minimum requirements.**

Workplace: decision to minimal effort

			Freq.	Percent	Valid	Cum.
Valid	1	does not apply at all	1033	37.7	42.4	42.4
	2		506	18.5	20.8	63.2
	3		237	8.6	9.7	73.0
	4		210	7.7	8.6	81.6
	5		190	6.9	7.8	89.4
	6		148	5.4	6.1	95.5
	7	applies completely	110	4.0	4.5	100.0
	Total		2434	88.8	100.0	
Missing	.a	no answer	24	0.9		
	.b	do not know	2	0.1		
	.c	not applicable	2	0.1		
	.d	not applicable (Filter)	279	10.2		
	Total		307	11.2		
Total			2741	100.0		

**bv28 Compared to other people performing similar activities, would you say your job performance is below average, average or above average?**

Workplace: comparison with colleagues' performance

			Freq.	Percent	Valid	Cum.
Valid	1	above average	1535	56.0	63.6	63.6
	2	average	852	31.1	35.3	98.9
	3	below average	27	1.0	1.1	100.0
	Total		2414	88.1	100.0	
Missing	.a	no answer	29	1.1		
	.b	do not know	19	0.7		
	.d	not applicable (Filter)	279	10.2		
	Total		327	11.9		
Total			2741	100.0		

**bv29** If you would lose your job today, would it be easy, difficult, or almost impossible for you to find a new position which is at least equivalent to your current one?

Job loss: new equivalent job

			Freq.	Percent	Valid	Cum.
Valid	1	easy	871	31.8	35.8	35.8
	2	difficult	775	28.3	31.9	67.7
	3	almost impossible	268	9.8	11.0	78.8
	4	I don't know	516	18.8	21.2	100.0
	Total		2430	88.7	100.0	
Missing	.a	no answer	29	1.1		
	.b	do not know	3	0.1		
	.d	not applicable (Filter)	279	10.2		
	Total		311	11.3		
Total			2741	100.0		

**bv30a** How are job vacancies typically filled in the establishment you are working for?

*Please use the scale ranging from 1 to 7, to indicate to what extent the following statements apply to the organization you work for. 1 means the statement "does not apply at all" and 7 means the statement "applies completely".*

**Job vacancies are always filled with people who are already working for the establishment. External applicants are only considered for the position, if no suitable candidate is available from within the organization.**

Recruitment: internal labor market

			Freq.	Percent	Valid	Cum.
Valid	1	does not apply at all	470	17.1	20.5	20.5
	2		243	8.9	10.6	31.1
	3		181	6.6	7.9	39.0
	4		356	13.0	15.5	54.5
	5		303	11.1	13.2	67.7
	6		333	12.1	14.5	82.2
	7	applies completely	409	14.9	17.8	100.0
	Total		2295	83.7	100.0	
Missing	.a	no answer	141	5.1		
	.b	do not know	26	0.9		
	.d	not applicable (Filter)	279	10.2		
	Total		446	16.3		
Total			2741	100.0		

**bv30b Job vacancies are always filled with external applicants, who have not worked for the establishment before.**

Recruitment: external labor market

			Freq.	Percent	Valid	Cum.
Valid	1	does not apply at all	485	17.7	21.4	21.4
	2		365	13.3	16.1	37.4
	3		205	7.5	9.0	46.5
	4		361	13.2	15.9	62.4
	5		187	6.8	8.2	70.6
	6		273	10.0	12.0	82.6
	7	applies completely	395	14.4	17.4	100.0
	Total		2271	82.9	100.0	
Missing	.a	no answer	167	6.1		
	.b	do not know	24	0.9		
	.d	not applicable (Filter)	279	10.2		
	Total		470	17.1		
Total			2741	100.0		

**bv31 Is your immediate superior a man or a woman?**

Immediate superior

			Freq.	Percent	Valid	Cum.
Valid	1	my immediate superior is a man	1642	59.9	67.6	67.6
	2	my immediate superior is a woman	635	23.2	26.1	93.7
	3	I have no immediate superior	153	5.6	6.3	100.0
	Total		2430	88.7	100.0	
Missing	.a	no answer	28	1.0		
	.b	do not know	4	0.1		
	.d	not applicable (Filter)	279	10.2		
	Total		311	11.3		
Total			2741	100.0		

**bv32 Do you negotiate your salary with this immediate superior?**

Immediate superior: salary negotiations

			Freq.	Percent	Valid	Cum.
Valid	1	yes	844	30.8	37.4	37.4
	2	no	1414	51.6	62.6	100.0
	Total		2258	82.4	100.0	
Missing	.a	no answer	19	0.7		
	.d	not applicable (Filter)	464	16.9		
	Total		483	17.6		
Total			2741	100.0		

**bv33 Thinking about your immediate superior, how often does he or she show the following behaviors towards you?**

**I have no contact with my immediate superior.**

Immediate superior: contact exists

			Freq.	Percent	Valid	Cum.
Valid	0	not mentioned	2232	81.4	98.0	98.0
	1	mentioned	45	1.6	2.0	100.0
	Total		2277	83.1	100.0	
Missing	.d	not applicable (Filter)	464	16.9		
Total			2741	100.0		

**bv33a My immediate superior is open and honest with me.**

Interactional justice: superior is open and honest to me

			Freq.	Percent	Valid	Cum.
Valid	1	often	1432	52.2	65.1	65.1
	2	sometimes	578	21.1	26.3	91.3
	3	rarely	167	6.1	7.6	98.9
	4	never	24	0.9	1.1	100.0
	Total		2201	80.3	100.0	
Missing	.a	no answer	24	0.9		
	.b	do not know	7	0.3		
	.d	not applicable (Filter)	509	18.6		
	Total		540	19.7		
Total			2741	100.0		

**bv33b My immediate superior treats me with respect.**

Interactional justice: superior treats me respectfully

			Freq.	Percent	Valid	Cum.
Valid	1	often	1782	65.0	80.6	80.6
	2	sometimes	322	11.7	14.6	95.2
	3	rarely	86	3.1	3.9	99.1
	4	never	21	0.8	0.9	100.0
	Total		2211	80.7	100.0	
Missing	.a	no answer	21	0.8		
	.d	not applicable (Filter)	509	18.6		
	Total		530	19.3		
Total			2741	100.0		

**bv33c My immediate superior explains his/her decisions carefully.**

Interactional justice: superior explains decisions

			Freq.	Percent	Valid	Cum.
Valid	1	often	973	35.5	44.1	44.1
	2	sometimes	778	28.4	35.3	79.4
	3	rarely	358	13.1	16.2	95.7
	4	never	95	3.5	4.3	100.0
	Total		2204	80.4	100.0	
Missing	.a	no answer	25	0.9		
	.b	do not know	3	0.1		
	.d	not applicable (Filter)	509	18.6		
	Total		537	19.6		
Total			2741	100.0		

**bv33d My immediate superior provides me with information that is relevant to me and my work in a timely manner.**

Interactional justice: superior communicates in time

			Freq.	Percent	Valid	Cum.
Valid	1	often	1087	39.7	49.2	49.2
	2	sometimes	787	28.7	35.6	84.8
	3	rarely	292	10.7	13.2	98.0
	4	never	45	1.6	2.0	100.0
	Total		2211	80.7	100.0	
Missing	.a	no answer	19	0.7		
	.b	do not know	2	0.1		
	.d	not applicable (Filter)	509	18.6		
	Total		530	19.3		
Total			2741	100.0		

**bv34a** The following statements refer to your perception of male and female superiors. Please indicate to what extent you agree or disagree with the following statements.

*Please use the following scale. 1 means you “strongly agree” and 7 means you “strongly agree”.*

**In general, women make better leaders than men do.**

Women make better leaders

			Freq.	Percent	Valid	Cum.
Valid	1	strongly disagree	378	13.8	16.0	16.0
	2		166	6.1	7.0	23.0
	3		233	8.5	9.9	32.9
	4		1226	44.7	51.9	84.8
	5		203	7.4	8.6	93.4
	6		100	3.6	4.2	97.6
	7	strongly agree	57	2.1	2.4	100.0
	Total		2363	86.2	100.0	
Missing	.a	no answer	47	1.7		
	.b	do not know	52	1.9		
	.d	not applicable (Filter)	279	10.2		
	Total		378	13.8		
Total			2741	100.0		

**bv34b** In general I would rather work for a man than for a woman.

Would rather work for a man than for a woman

			Freq.	Percent	Valid	Cum.
Valid	1	strongly disagree	440	16.1	18.5	18.5
	2		158	5.8	6.6	25.1
	3		131	4.8	5.5	30.7
	4		1030	37.6	43.3	74.0
	5		224	8.2	9.4	83.4
	6		216	7.9	9.1	92.5
	7	strongly agree	179	6.5	7.5	100.0
	Total		2378	86.8	100.0	
Missing	.a	no answer	45	1.6		
	.b	do not know	39	1.4		
	.d	not applicable (Filter)	279	10.2		
	Total		363	13.2		
Total			2741	100.0		

**bv35a** In your company, how just or unjust are the rules and regulations regarding the following decisions?

**Salary/wage determination**

Justice: processes: salary and wage determinations

			Freq.	Percent	Valid	Cum.
Valid	1	very unjust	190	6.9	8.0	8.0
	2	somewhat unjust	613	22.4	25.8	33.7
	3	neither unjust nor just	579	21.1	24.3	58.1
	4	somewhat just	660	24.1	27.7	85.8
	5	very just	338	12.3	14.2	100.0
	Total		2380	86.8	100.0	
Missing	.a	no answer	48	1.8		
	.b	do not know	23	0.8		
	.c	not applicable	11	0.4		
	.d	not applicable (Filter)	279	10.2		
	Total		361	13.2		
Total			2741	100.0		

**bv35b Promotions**

Justice: processes: promotions

			Freq.	Percent	Valid	Cum.
Valid	1	very unjust	137	5.0	6.0	6.0
	2	somewhat unjust	425	15.5	18.6	24.6
	3	neither unjust nor just	976	35.6	42.8	67.4
	4	somewhat just	541	19.7	23.7	91.1
	5	very just	203	7.4	8.9	100.0
	Total		2282	83.3	100.0	
Missing	.a	no answer	68	2.5		
	.b	do not know	35	1.3		
	.c	not applicable	77	2.8		
	.d	not applicable (Filter)	279	10.2		
	Total		459	16.7		
Total			2741	100.0		



**bv35c Dismissals**

Justice: processes: dismissals

			Freq.	Percent	Valid	Cum.
Valid	1	very unjust	137	5.0	6.0	6.0
	2	somewhat unjust	320	11.7	14.1	20.2
	3	neither unjust nor just	927	33.8	40.9	61.0
	4	somewhat just	428	15.6	18.9	79.9
	5	very just	455	16.6	20.1	100.0
	Total		2267	82.7	100.0	
Missing	.a	no answer	75	2.7		
	.b	do not know	53	1.9		
	.c	not applicable	67	2.4		
	.d	not applicable (Filter)	279	10.2		
	Total		474	17.3		
Total			2741	100.0		

**bv35d Work task allocation**

Justice: processes: allocation of work tasks

			Freq.	Percent	Valid	Cum.
Valid	1	very unjust	95	3.5	4.0	4.0
	2	somewhat unjust	539	19.7	22.5	26.5
	3	neither unjust nor just	556	20.3	23.2	49.7
	4	somewhat just	820	29.9	34.3	84.0
	5	very just	383	14.0	16.0	100.0
	Total		2393	87.3	100.0	
Missing	.a	no answer	50	1.8		
	.b	do not know	6	0.2		
	.c	not applicable	13	0.5		
	.d	not applicable (Filter)	279	10.2		
	Total		348	12.7		
Total			2741	100.0		

**bv35e Approval of vacation time**

Justice: processes: vacation allowance

			Freq.	Percent	Valid	Cum.
Valid	1	very unjust	65	2.4	2.7	2.7
	2	somewhat unjust	171	6.2	7.2	9.9
	3	neither unjust nor just	335	12.2	14.1	24.0
	4	somewhat just	582	21.2	24.4	48.4
	5	very just	1229	44.8	51.6	100.0
	Total		2382	86.9	100.0	
Missing	.a	no answer	54	2.0		
	.b	do not know	7	0.3		
	.c	not applicable	19	0.7		
	.d	not applicable (Filter)	279	10.2		
	Total		359	13.1		
Total			2741	100.0		

**bv36a The following questions refer to your current job. Please indicate to what extent you agree or disagree with the following statements.**

*Please use the following scale. 1 means you “strongly agree” and 7 means you “strongly agree”. You may grade your answer with values in between.*

**I have constant time pressure due to a heavy work load.**

ERI: work load leads to time pressure

			Freq.	Percent	Valid	Cum.
Valid	1	strongly disagree	74	2.7	3.0	3.0
	2		127	4.6	5.2	8.3
	3		143	5.2	5.9	14.2
	4		219	8.0	9.0	23.2
	5		487	17.8	20.0	43.2
	6		675	24.6	27.8	71.0
	7	strongly agree	706	25.8	29.0	100.0
	Total		2431	88.7	100.0	
Missing	.a	no answer	29	1.1		
	.b	do not know	2	0.1		
	.d	not applicable (Filter)	279	10.2		
	Total		310	11.3		
Total			2741	100.0		

**bv36b I am often interrupted and disturbed while performing my work.**

ERI: frequent interruptions

			Freq.	Percent	Valid	Cum.
Valid	1	strongly disagree	178	6.5	7.3	7.3
	2		232	8.5	9.5	16.9
	3		217	7.9	8.9	25.8
	4		269	9.8	11.1	36.9
	5		504	18.4	20.7	57.6
	6		557	20.3	22.9	80.5
	7	strongly agree	474	17.3	19.5	100.0
	Total		2431	88.7	100.0	
Missing	.a	no answer	29	1.1		
	.b	do not know	2	0.1		
	.d	not applicable (Filter)	279	10.2		
	Total		310	11.3		
Total			2741	100.0		

**bv36c The amount of my work has increased steadily over the last two years.**

ERI: increase of work in the past 2 years

			Freq.	Percent	Valid	Cum.
Valid	1	strongly disagree	129	4.7	5.4	5.4
	2		144	5.3	6.0	11.4
	3		147	5.4	6.1	17.5
	4		325	11.9	13.5	31.0
	5		392	14.3	16.3	47.4
	6		548	20.0	22.8	70.2
	7	strongly agree	716	26.1	29.8	100.0
	Total		2401	87.6	100.0	
Missing	.a	no answer	48	1.8		
	.b	do not know	13	0.5		
	.d	not applicable (Filter)	279	10.2		
	Total		340	12.4		
Total			2741	100.0		

**bv36d I receive the respect I deserve from my superior.**

ERI: appreciation from superior

			Freq.	Percent	Valid	Cum.
Valid	1	strongly disagree	134	4.9	5.6	5.6
	2		218	8.0	9.1	14.6
	3		262	9.6	10.9	25.5
	4		378	13.8	15.7	41.2
	5		479	17.5	19.9	61.1
	6		598	21.8	24.9	86.0
	7	strongly agree	337	12.3	14.0	100.0
	Total		2406	87.8	100.0	
Missing	.a	no answer	47	1.7		
	.b	do not know	9	0.3		
	.d	not applicable (Filter)	279	10.2		
	Total		335	12.2		
Total			2741	100.0		

**bv36e I receive the respect I deserve from my colleagues.**

ERI: appreciation from colleagues

			Freq.	Percent	Valid	Cum.
Valid	1	strongly disagree	54	2.0	2.2	2.2
	2		81	3.0	3.4	5.6
	3		164	6.0	6.8	12.4
	4		337	12.3	14.0	26.4
	5		542	19.8	22.5	48.8
	6		827	30.2	34.3	83.1
	7	strongly agree	408	14.9	16.9	100.0
	Total		2413	88.0	100.0	
Missing	.a	no answer	39	1.4		
	.b	do not know	10	0.4		
	.d	not applicable (Filter)	279	10.2		
	Total		328	12.0		
Total			2741	100.0		

**bv36f My job promotion prospects are poor in my establishment.**

ERI: poor promotion prospects

			Freq.	Percent	Valid	Cum.
Valid	1	strongly disagree	172	6.3	7.2	7.2
	2		255	9.3	10.7	17.9
	3		262	9.6	11.0	28.9
	4		397	14.5	16.6	45.5
	5		269	9.8	11.3	56.8
	6		427	15.6	17.9	74.7
	7	strongly agree	604	22.0	25.3	100.0
	Total		2386	87.0	100.0	
Missing	.a	no answer	46	1.7		
	.b	do not know	30	1.1		
	.d	not applicable (Filter)	279	10.2		
	Total		355	13.0		
Total			2741	100.0		

**bv36g I am experiencing or expecting a worsening of my work situation.**

ERI: worsening of work situation

			Freq.	Percent	Valid	Cum.
Valid	1	strongly disagree	739	27.0	30.5	30.5
	2		476	17.4	19.7	50.2
	3		188	6.9	7.8	57.9
	4		370	13.5	15.3	73.2
	5		218	8.0	9.0	82.2
	6		249	9.1	10.3	92.5
	7	strongly agree	182	6.6	7.5	100.0
	Total		2422	88.4	100.0	
Missing	.a	no answer	36	1.3		
	.b	do not know	4	0.1		
	.d	not applicable (Filter)	279	10.2		
	Total		319	11.6		
Total			2741	100.0		

**bv36h My job is in jeopardy.**

ERI: poor job security

			Freq.	Percent	Valid	Cum.
Valid	1	strongly disagree	1321	48.2	54.5	54.5
	2		473	17.3	19.5	74.0
	3		161	5.9	6.6	80.7
	4		185	6.7	7.6	88.3
	5		99	3.6	4.1	92.4
	6		95	3.5	3.9	96.3
	7	strongly agree	89	3.2	3.7	100.0
	Total		2423	88.4	100.0	
Missing	.a	no answer	33	1.2		
	.b	do not know	6	0.2		
	.d	not applicable (Filter)	279	10.2		
	Total		318	11.6		
Total			2741	100.0		

**bv36i Considering all my efforts and achievements, I receive the respect and prestige I deserve at work.**

ERI: adequate appreciation

			Freq.	Percent	Valid	Cum.
Valid	1	strongly disagree	178	6.5	7.4	7.4
	2		224	8.2	9.3	16.7
	3		284	10.4	11.8	28.5
	4		407	14.8	16.9	45.4
	5		403	14.7	16.7	62.2
	6		557	20.3	23.1	85.3
	7	strongly agree	354	12.9	14.7	100.0
	Total		2407	87.8	100.0	
Missing	.a	no answer	49	1.8		
	.b	do not know	6	0.2		
	.d	not applicable (Filter)	279	10.2		
	Total		334	12.2		
Total			2741	100.0		

**bv36j**    **Considering all my efforts and achievements, my job promotion prospects are adequate.**

ERI: chances for professional advancement

			Freq.	Percent	Valid	Cum.
Valid	1	strongly disagree	193	7.0	8.1	8.1
	2		248	9.0	10.4	18.4
	3		236	8.6	9.9	28.3
	4		472	17.2	19.7	48.0
	5		441	16.1	18.4	66.4
	6		527	19.2	22.0	88.4
	7	strongly agree	277	10.1	11.6	100.0
	Total		2394	87.3	100.0	
Missing	.a	no answer	48	1.8		
	.b	do not know	20	0.7		
	.d	not applicable (Filter)	279	10.2		
	Total		347	12.7		
Total			2741	100.0		

**bv36k**    **Considering all my efforts and achievements, my salary is adequate.**

ERI: adequate salary

			Freq.	Percent	Valid	Cum.
Valid	1	strongly disagree	288	10.5	11.9	11.9
	2		325	11.9	13.4	25.3
	3		360	13.1	14.9	40.2
	4		311	11.3	12.8	53.0
	5		435	15.9	18.0	70.9
	6		496	18.1	20.5	91.4
	7	strongly agree	208	7.6	8.6	100.0
	Total		2423	88.4	100.0	
Missing	.a	no answer	37	1.3		
	.b	do not know	2	0.1		
	.d	not applicable (Filter)	279	10.2		
	Total		318	11.6		
Total			2741	100.0		

**bv36l I get easily overwhelmed by time pressures at work.**

ERI: easily overwhelmed by time pressure

			Freq.	Percent	Valid	Cum.
Valid	1	strongly disagree	207	7.6	8.5	8.5
	2		370	13.5	15.2	23.7
	3		318	11.6	13.1	36.8
	4		387	14.1	15.9	52.7
	5		471	17.2	19.4	72.1
	6		426	15.5	17.5	89.6
	7	strongly agree	252	9.2	10.4	100.0
	Total		2431	88.7	100.0	
Missing	.a	no answer	31	1.1		
	.d	not applicable (Filter)	279	10.2		
	Total		310	11.3		
Total			2741	100.0		

**bv37 Considering the work you do, would you say your current personal earnings are just, unjustly too low, or unjustly too high?**

*Please use the following scale ranging from -5 und +5.*

Justice rating: income

			Freq.	Percent	Valid	Cum.
Valid	-5	unjustly too low	182	6.6	7.5	7.5
	-4		155	5.7	6.4	13.8
	-3		360	13.1	14.8	28.6
	-2		448	16.3	18.4	47.0
	-1		388	14.2	15.9	62.9
	0		738	26.9	30.3	93.2
	1	just	70	2.6	2.9	96.0
	2		51	1.9	2.1	98.1
	3		35	1.3	1.4	99.5
	4		6	0.2	0.2	99.8
	5	unjustly too high	5	0.2	0.2	100.0
	Total		2438	88.9	100.0	
Missing	.a	no answer	22	0.8		
	.b	do not know	2	0.1		
	.d	not applicable (Filter)	279	10.2		
	Total		303	11.1		
Total			2741	100.0		



**bv38**     **In case you think your personal net earnings are unjust: What would be a just level of monthly net earnings for you?**

*Net earnings refer to the amount you receive after taxes and other deductions.*

Just income: monthly net income

			Freq.	Percent	Valid	Cum.
Valid	100		2	0.1	0.1	0.1
	145		1	0.0	0.1	0.2
	200		2	0.1	0.1	0.3
	300		2	0.1	0.1	0.5
	400		2	0.1	0.1	0.6
	450		4	0.1	0.3	0.9
	500		9	0.3	0.6	1.5
	550		3	0.1	0.2	1.7
	:					
	6000		12	0.4	0.8	98.8
	6500		1	0.0	0.1	98.9
	7000		6	0.2	0.4	99.3
	7500		2	0.1	0.1	99.4
	8000		5	0.2	0.3	99.7
	9000		1	0.0	0.1	99.8
	10000		2	0.1	0.1	99.9
	18000		1	0.0	0.1	100.0
	Total		1492	54.4	100.0	
Missing	.a	no answer	196	7.2		
	.b	do not know	37	1.3		
	.c	not applicable	737	26.9		
	.d	not applicable (Filter)	279	10.2		
	Total		1249	45.6		
Total			2741	100.0		

**bv39**    **In case you think your personal gross earnings are unjust: What would be a just level of monthly gross earnings for you?**

*Gross earnings refer to the amount you receive before taxes and other deductions.*

Just income: monthly gross income

		Freq.	Percent	Valid	Cum.
Valid	250	1	0.0	0.1	0.1
	308	1	0.0	0.1	0.1
	350	1	0.0	0.1	0.2
	400	2	0.1	0.1	0.4
	450	4	0.1	0.3	0.7
	500	1	0.0	0.1	0.7
	550	1	0.0	0.1	0.8
	600	3	0.1	0.2	1.0
	:				
	17000	1	0.0	0.1	99.5
	17500	1	0.0	0.1	99.6
	18500	1	0.0	0.1	99.6
	25000	1	0.0	0.1	99.7
	48010	1	0.0	0.1	99.8
	54000	1	0.0	0.1	99.9
	70000	1	0.0	0.1	99.9
	95000	1	0.0	0.1	100.0
	Total	1340	48.9	100.0	
Missing	.a    no answer	302	11.0		
	.b    do not know	83	3.0		
	.c    not applicable	737	26.9		
	.d    not applicable (Filter)	279	10.2		
	Total	1401	51.1		
Total		2741	100.0		

**bv40      What are your monthly net earnings?**

*Net earnings refer to the amount you receive after taxes and other deductions. In case you are self-employed, please state the amount, you usually earn.*

Actual income: monthly net income

		Freq.	Percent	Valid	Cum.
Valid	80	1	0.0	0.0	0.0
	90	1	0.0	0.0	0.1
	100	1	0.0	0.0	0.1
	120	1	0.0	0.0	0.2
	122	1	0.0	0.0	0.2
	185	1	0.0	0.0	0.3
	212	1	0.0	0.0	0.3
	220	2	0.1	0.1	0.4
	:				
	10000	4	0.1	0.2	99.6
	10500	1	0.0	0.0	99.7
	11500	1	0.0	0.0	99.7
	12000	1	0.0	0.0	99.8
	13000	1	0.0	0.0	99.8
	15000	2	0.1	0.1	99.9
	20000	1	0.0	0.0	100.0
	22000	1	0.0	0.0	100.0
	Total	2259	82.4	100.0	
Missing	.a      no answer	186	6.8		
	.b      do not know	17	0.6		
	.d      not applicable (Filter)	279	10.2		
	Total	482	17.6		
Total		2741	100.0		

**bv41      What are your monthly gross earnings?**

*Gross earnings refer to the amount you receive before taxes and other deductions. In case you are self-employed, please state the amount, you usually earn.*

Actual income: monthly gross income

		Freq.	Percent	Valid	Cum.
Valid	80	1	0.0	0.0	0.0
	120	1	0.0	0.0	0.1
	122	1	0.0	0.0	0.1
	185	1	0.0	0.0	0.2
	220	1	0.0	0.0	0.2
	250	1	0.0	0.0	0.3
	320	1	0.0	0.0	0.3
	340	1	0.0	0.0	0.4
	:				
	19500	1	0.0	0.0	99.7
	20000	1	0.0	0.0	99.7
	22000	1	0.0	0.0	99.8
	25000	1	0.0	0.0	99.8
	30000	1	0.0	0.0	99.9
	36000	1	0.0	0.0	99.9
	70000	1	0.0	0.0	100.0
	73000	1	0.0	0.0	100.0
	Total	2107	76.9	100.0	
Missing	.a      no answer	284	10.4		
	.b      do not know	71	2.6		
	.d      not applicable (Filter)	279	10.2		
	Total	634	23.1		
Total		2741	100.0		

**bv42**      **Thinking about all those working in Germany: In your opinion, how large is the share of people working in Germany, whose monthly gross earnings are lower than yours?**

*Please indicate the share using values between 0 and 100 percent.*

Share of employees with lower monthly gross

		Freq.	Percent	Valid	Cum.
Valid	0	9	0.3	0.4	0.4
	1	1	0.0	0.0	0.4
	2	2	0.1	0.1	0.5
	3	4	0.1	0.2	0.7
	5	27	1.0	1.2	1.9
	6	1	0.0	0.0	1.9
	7	4	0.1	0.2	2.1
	8	3	0.1	0.1	2.2
	:				
	92	1	0.0	0.0	98.7
	93	2	0.1	0.1	98.8
	94	1	0.0	0.0	98.9
	95	18	0.7	0.8	99.7
	96	1	0.0	0.0	99.7
	98	1	0.0	0.0	99.7
	99	5	0.2	0.2	100.0
	100	1	0.0	0.0	100.0
	Total	2311	84.3	100.0	
Missing	.a	no answer	108	3.9	
	.b	do not know	43	1.6	
	.d	not applicable (Filter)	279	10.2	
	Total	430	15.7		
Total		2741	100.0		

**bv43**      **And what about your organization? What is your estimate of the share of people working in your organization, whose monthly gross earnings are lower than yours?**

*Please indicate the share using values between 0 and 100 percent.*

Share of colleagues with lower monthly gross

		Freq.	Percent	Valid	Cum.
Valid	0	216	7.9	9.6	9.6
	1	25	0.9	1.1	10.7
	2	21	0.8	0.9	11.6
	3	12	0.4	0.5	12.1
	4	4	0.1	0.2	12.3
	5	100	3.6	4.4	16.7
	6	2	0.1	0.1	16.8
	7	7	0.3	0.3	17.1
	:				
	92	1	0.0	0.0	96.1
	93	3	0.1	0.1	96.2
	95	26	0.9	1.2	97.3
	96	1	0.0	0.0	97.4
	97	4	0.1	0.2	97.6
	98	8	0.3	0.4	97.9
	99	7	0.3	0.3	98.2
	100	40	1.5	1.8	100.0
	Total	2259	82.4	100.0	
Missing	.a	no answer	140	5.1	
	.b	do not know	63	2.3	
	.d	not applicable (Filter)	279	10.2	
	Total	482	17.6		
Total		2741	100.0		

**bv44**      **Thinking about your monthly contributions to the social security system (contributions to health insurance, nursing care insurance, pension insurance, and unemployment insurance), would you say these contributions are just, unjustly too low, or unjustly too high?**

*Please use the following scale ranging from -5 und +5.*

Justice rating: burden of social insurance contributions

			Freq.	Percent	Valid	Cum.
Valid	-5	unjustly too low	8	0.3	0.3	0.3
	-4		4	0.1	0.2	0.5
	-3		20	0.7	0.8	1.3
	-2		35	1.3	1.5	2.8
	-1		49	1.8	2.0	4.8
	0	just	919	33.5	38.4	43.3
	1		277	10.1	11.6	54.8
	2		416	15.2	17.4	72.2
	3		341	12.4	14.2	86.5
	4		160	5.8	6.7	93.1
	5	unjustly too high	164	6.0	6.9	100.0
	Total		2393	87.3	100.0	
Missing	.a	no answer	56	2.0		
	.b	do not know	13	0.5		
	.d	not applicable (Filter)	279	10.2		
	Total		348	12.7		
Total			2741	100.0		

**bv45**      **Thinking about the amount of income tax you usually pay, would you say the amount of tax is just, unjustly too low, or unjustly too high?**

*Please use the following scale ranging from -5 und +5.*

Justice rating: burden of payroll tax and income tax

			Freq.	Percent	Valid	Cum.
Valid	-5	unjustly too low	6	0.2	0.3	0.3
	-4		5	0.2	0.2	0.5
	-3		17	0.6	0.7	1.2
	-2		40	1.5	1.7	2.8
	-1		43	1.6	1.8	4.6
	0	just	595	21.7	24.9	29.5
	1		212	7.7	8.9	38.4
	2		487	17.8	20.4	58.7
	3		442	16.1	18.5	77.2
	4		281	10.3	11.7	88.9
	5	unjustly too high	265	9.7	11.1	100.0
	Total		2393	87.3	100.0	
Missing	.a	no answer	55	2.0		
	.b	do not know	14	0.5		
	.d	not applicable (Filter)	279	10.2		
	Total		348	12.7		
Total			2741	100.0		



**bv46a** When evaluating your own earnings, comparing your personal earnings to the earnings of other persons is often also relevant. Thinking about your personal earnings, how important is comparing your own earnings to the earnings of other people or groups of people to you?

*Please use the following scale. 1 means “very important” and 7 means “not at all important”.*

**How important is comparing your own earnings to the earnings of your friends?**

Income comparison: importance: friends

			Freq.	Percent	Valid	Cum.
Valid	1	very important	55	2.0	2.3	2.3
	2		163	5.9	6.7	9.0
	3		250	9.1	10.3	19.3
	4		311	11.3	12.8	32.2
	5		255	9.3	10.5	42.7
	6		430	15.7	17.8	60.5
	7	not at all important	957	34.9	39.5	100.0
	Total		2421	88.3	100.0	
Missing	.a	no answer	40	1.5		
	.b	do not know	1	0.0		
	.d	not applicable (Filter)	279	10.2		
	Total		320	11.7		
Total			2741	100.0		

**bv46b** How important is comparing your own earnings to the earnings of your partner?

Income comparison: importance: partner

			Freq.	Percent	Valid	Cum.
Valid	1	very important	127	4.6	5.3	5.3
	2		212	7.7	8.9	14.2
	3		234	8.5	9.8	24.0
	4		322	11.7	13.5	37.6
	5		224	8.2	9.4	47.0
	6		336	12.3	14.1	61.1
	7	not at all important	928	33.9	38.9	100.0
	Total		2383	86.9	100.0	
Missing	.a	no answer	61	2.2		
	.b	do not know	18	0.7		
	.d	not applicable (Filter)	279	10.2		
	Total		358	13.1		
Total			2741	100.0		

**bv46c    How important is comparing your own earnings to the earnings of people who work in the same occupation as you?**

Income comparison: importance: people with the same profession

			Freq.	Percent	Valid	Cum.
Valid	1	very important	516	18.8	21.3	21.3
	2		699	25.5	28.9	50.2
	3		394	14.4	16.3	66.5
	4		278	10.1	11.5	78.0
	5		121	4.4	5.0	83.0
	6		129	4.7	5.3	88.3
	7	not at all important	282	10.3	11.7	100.0
	Total		2419	88.3	100.0	
Missing	.a	no answer	41	1.5		
	.b	do not know	2	0.1		
	.d	not applicable (Filter)	279	10.2		
	Total		322	11.7		
Total			2741	100.0		

**bv46d    How important is comparing your own earnings to the earnings of colleagues from your organization who are the same age as you?**

Income comparison: importance: colleagues of the same age

			Freq.	Percent	Valid	Cum.
Valid	1	very important	331	12.1	13.8	13.8
	2		494	18.0	20.6	34.4
	3		383	14.0	16.0	50.3
	4		350	12.8	14.6	64.9
	5		173	6.3	7.2	72.1
	6		217	7.9	9.0	81.1
	7	not at all important	453	16.5	18.9	100.0
	Total		2401	87.6	100.0	
Missing	.a	no answer	46	1.7		
	.b	do not know	15	0.5		
	.d	not applicable (Filter)	279	10.2		
	Total		340	12.4		
Total			2741	100.0		

**bv46e**    **How important is comparing your own earnings to the earnings of colleagues from your organization, who have similar training and qualifications as you?**

Income comparison: importance: colleagues with similar qualifications

			Freq.	Percent	Valid	Cum.
Valid	1	very important	465	17.0	19.4	19.4
	2		608	22.2	25.3	44.7
	3		379	13.8	15.8	60.5
	4		294	10.7	12.3	72.8
	5		138	5.0	5.8	78.5
	6		152	5.5	6.3	84.9
	7	not at all important	363	13.2	15.1	100.0
	Total		2399	87.5	100.0	
Missing	.a	no answer	45	1.6		
	.b	do not know	18	0.7		
	.d	not applicable (Filter)	279	10.2		
	Total		342	12.5		
Total			2741	100.0		

**bv46f**    **How important is comparing your own earnings to the earnings of colleagues from your organization, who work on similar tasks as you?**

Income comparison: importance: colleagues with similar work activities

			Freq.	Percent	Valid	Cum.
Valid	1	very important	494	18.0	20.6	20.6
	2		673	24.6	28.1	48.7
	3		367	13.4	15.3	64.0
	4		273	10.0	11.4	75.4
	5		116	4.2	4.8	80.2
	6		144	5.3	6.0	86.2
	7	not at all important	331	12.1	13.8	100.0
	Total		2398	87.5	100.0	
Missing	.a	no answer	46	1.7		
	.b	do not know	18	0.7		
	.d	not applicable (Filter)	279	10.2		
	Total		343	12.5		
Total			2741	100.0		

**bv47a**    **And how do your own earnings compare to the earnings of those people or groups of people?**

**Are your own earnings much lower, somewhat lower, about the same, somewhat higher, or much higher than the income of your friends?**

Income comparison: amount: friends

			Freq.	Percent	Valid	Cum.
Valid	1	much lower	263	9.6	11.2	11.2
	2	somewhat lower	597	21.8	25.4	36.6
	3	about the same	764	27.9	32.5	69.1
	4	somewhat higher	583	21.3	24.8	93.9
	5	much higher	144	5.3	6.1	100.0
	Total		2351	85.8	100.0	
Missing	.a	no answer	67	2.4		
	.b	do not know	33	1.2		
	.c	not applicable	11	0.4		
	.d	not applicable (Filter)	279	10.2		
	Total		390	14.2		
Total			2741	100.0		

**bv47b**    **Are your own earnings much lower, somewhat lower, about the same, somewhat higher, or much higher than the income of your partner?**

Income comparison: amount: partner

			Freq.	Percent	Valid	Cum.
Valid	1	much lower	539	19.7	24.4	24.4
	2	somewhat lower	345	12.6	15.6	40.1
	3	about the same	369	13.5	16.7	56.8
	4	somewhat higher	426	15.5	19.3	76.1
	5	much higher	528	19.3	23.9	100.0
	Total		2207	80.5	100.0	
Missing	.a	no answer	160	5.8		
	.b	do not know	19	0.7		
	.c	not applicable	76	2.8		
	.d	not applicable (Filter)	279	10.2		
	Total		534	19.5		
Total			2741	100.0		

**bv47c** Are your own earnings much lower, somewhat lower, about the same, somewhat higher, or much higher than the income of people who work in the same occupation as you?

Income comparison: amount: people with the same profession

			Freq.	Percent	Valid	Cum.
Valid	1	much lower	133	4.9	5.6	5.6
	2	somewhat lower	605	22.1	25.7	31.3
	3	about the same	1183	43.2	50.2	81.5
	4	somewhat higher	403	14.7	17.1	98.6
	5	much higher	33	1.2	1.4	100.0
	Total		2357	86.0	100.0	
Missing	.a	no answer	67	2.4		
	.b	do not know	27	1.0		
	.c	not applicable	11	0.4		
	.d	not applicable (Filter)	279	10.2		
	Total		384	14.0		
Total			2741	100.0		

**bv47d** Are your own earnings much lower, somewhat lower, about the same, somewhat higher, or much higher than the income of colleagues from your organization who are the same age as you?

Income comparison: amount: colleagues of the same age

			Freq.	Percent	Valid	Cum.
Valid	1	much lower	89	3.2	3.9	3.9
	2	somewhat lower	414	15.1	18.0	21.9
	3	about the same	1261	46.0	54.8	76.7
	4	somewhat higher	470	17.1	20.4	97.1
	5	much higher	67	2.4	2.9	100.0
	Total		2301	83.9	100.0	
Missing	.a	no answer	79	2.9		
	.b	do not know	50	1.8		
	.c	not applicable	32	1.2		
	.d	not applicable (Filter)	279	10.2		
	Total		440	16.1		
Total			2741	100.0		

**bv47e** Are your own earnings much lower, somewhat lower, about the same, somewhat higher, or much higher than the income of colleagues from your organization who have similar training and qualifications as you?

Income comparison: amount: colleagues with similar qualifications

			Freq.	Percent	Valid	Cum.
Valid	1	much lower	93	3.4	4.1	4.1
	2	somewhat lower	377	13.8	16.5	20.6
	3	about the same	1438	52.5	63.1	83.8
	4	somewhat higher	336	12.3	14.7	98.5
	5	much higher	34	1.2	1.5	100.0
	Total		2278	83.1	100.0	
Missing	.a	no answer	91	3.3		
	.b	do not know	46	1.7		
	.c	not applicable	47	1.7		
	.d	not applicable (Filter)	279	10.2		
	Total		463	16.9		
Total			2741	100.0		

**bv47f** Are your own earnings much lower, somewhat lower, about the same, somewhat higher, or much higher than the income of colleagues from your organization who work on similar tasks as you?

Income comparison: amount: colleagues with similar work activities

			Freq.	Percent	Valid	Cum.
Valid	1	much lower	97	3.5	4.2	4.2
	2	somewhat lower	444	16.2	19.3	23.5
	3	about the same	1415	51.6	61.5	85.1
	4	somewhat higher	319	11.6	13.9	99.0
	5	much higher	24	0.9	1.0	100.0
	Total		2299	83.9	100.0	
Missing	.a	no answer	83	3.0		
	.b	do not know	44	1.6		
	.c	not applicable	36	1.3		
	.d	not applicable (Filter)	279	10.2		
	Total		442	16.1		
Total			2741	100.0		

**bv48a** In your opinion, what criteria should be considered when setting wages, salaries and bonus payments in an establishment? Please indicate to what extent you agree or disagree with the following statements.

*Please use the following scale. 1 means you “disagree strongly” and 7 means you “agree strongly”.*

**Those who work harder and achieve better results should earn more.**

Salaries: effort and performance

			Freq.	Percent	Valid	Cum.
Valid	1	strongly disagree	40	1.5	1.5	1.5
	2		33	1.2	1.2	2.7
	3		61	2.2	2.2	4.9
	4		153	5.6	5.6	10.6
	5		445	16.2	16.4	27.0
	6		834	30.4	30.8	57.7
	7	strongly agree	1146	41.8	42.3	100.0
	Total		2712	98.9	100.0	
Missing	.a	no answer	28	1.0		
	.b	do not know	1	0.0		
	Total		29	1.1		
Total			2741	100.0		

**bv48b** Those who are more burdened outside of work, e.g. taking care of children or relatives in need of care, should earn more.

Salaries: burdens outside work

			Freq.	Percent	Valid	Cum.
Valid	1	strongly disagree	284	10.4	10.5	10.5
	2		283	10.3	10.5	20.9
	3		255	9.3	9.4	30.4
	4		469	17.1	17.3	47.7
	5		613	22.4	22.6	70.3
	6		457	16.7	16.9	87.2
	7	strongly agree	347	12.7	12.8	100.0
	Total		2708	98.8	100.0	
Missing	.a	no answer	29	1.1		
	.b	do not know	4	0.1		
	Total		33	1.2		
Total			2741	100.0		

**bv48c Those higher up in the organization's hierarchy should earn more.**

Salaries: organizational hierarchy

			Freq.	Percent	Valid	Cum.
Valid	1	strongly disagree	143	5.2	5.3	5.3
	2		160	5.8	5.9	11.2
	3		196	7.2	7.2	18.4
	4		420	15.3	15.5	33.9
	5		708	25.8	26.2	60.1
	6		699	25.5	25.8	85.9
	7	strongly agree	381	13.9	14.1	100.0
	Total		2707	98.8	100.0	
Missing	.a	no answer	32	1.2		
	.b	do not know	2	0.1		
	Total		34	1.2		
Total			2741	100.0		

**bv48d Those who have been with the company for a longer time should earn more.**

Salaries: seniority principle

			Freq.	Percent	Valid	Cum.
Valid	1	strongly disagree	178	6.5	6.6	6.6
	2		199	7.3	7.4	14.0
	3		203	7.4	7.5	21.5
	4		477	17.4	17.7	39.2
	5		721	26.3	26.7	65.9
	6		598	21.8	22.2	88.0
	7	strongly agree	323	11.8	12.0	100.0
	Total		2699	98.5	100.0	
Missing	.a	no answer	39	1.4		
	.b	do not know	3	0.1		
	Total		42	1.5		
Total			2741	100.0		



**bv48e**    **An organization can only be successful, if the differences in employees' incomes are large enough.**

Salaries: income disparities necessary

			Freq.	Percent	Valid	Cum.
Valid	1	strongly disagree	1261	46.0	46.8	46.8
	2		658	24.0	24.4	71.2
	3		297	10.8	11.0	82.2
	4		311	11.3	11.5	93.7
	5		103	3.8	3.8	97.5
	6		41	1.5	1.5	99.0
	7	strongly agree	26	0.9	1.0	100.0
	Total		2697	98.4	100.0	
Missing	.a	no answer	33	1.2		
	.b	do not know	11	0.4		
	Total		44	1.6		
Total			2741	100.0		

**bv49**    **And now please think about what others earn before taxes and other deductions here in Germany: How just are the gross earnings of those working full-time in occupations with high incomes such as medical doctors, engineers, or university professors, and earning 6.100 Euro on average per month? Would you say these earnings are just, unjustly too low, or unjustly too high?**

*Please use the following scale ranging from -5 und +5.*

Justice rating: gross earnings: low

			Freq.	Percent	Valid	Cum.
Valid	-5	unjustly too low	16	0.6	0.6	0.6
	-4		23	0.8	0.8	1.4
	-3		67	2.4	2.5	3.9
	-2		95	3.5	3.5	7.4
	-1		132	4.8	4.9	12.3
	0	just	1352	49.3	49.9	62.2
	1		335	12.2	12.4	74.6
	2		327	11.9	12.1	86.6
	3		204	7.4	7.5	94.2
	4		86	3.1	3.2	97.3
	5	unjustly too high	72	2.6	2.7	100.0
	Total		2709	98.8	100.0	
Missing	.a	no answer	24	0.9		
	.b	do not know	8	0.3		
	Total		32	1.2		
Total			2741	100.0		

**bv50** And how just are the gross earnings of those in Germany working full-time in occupations with middle incomes such as nurses, accountants, or electricians, and earning 2.700 Euro on average per month? Would you say these earnings are just, unjustly too low, or unjustly too high?

*Please use the following scale ranging from -5 und +5.*

Justice rating: gross earnings: middle

			Freq.	Percent	Valid	Cum.
Valid	-5	unjustly too low	276	10.1	10.2	10.2
	-4		337	12.3	12.4	22.6
	-3		604	22.0	22.3	44.9
	-2		612	22.3	22.6	67.4
	-1		375	13.7	13.8	81.3
	0	just	438	16.0	16.2	97.4
	1		27	1.0	1.0	98.4
	2		21	0.8	0.8	99.2
	3		12	0.4	0.4	99.6
	4		5	0.2	0.2	99.8
	5	unjustly too high	5	0.2	0.2	100.0
	Total		2712	98.9	100.0	
Missing	.a	no answer	23	0.8		
	.b	do not know	6	0.2		
	Total		29	1.1		
Total			2741	100.0		

**bv51** And how just are the gross earnings of those in Germany working full-time in occupations with low incomes such as cleaning personnel, hairdressers, or parcel carriers, and earning 1.200 Euro on average per month? Would you say these earnings are just, unjustly too low, or unjustly too high?

*Please use the following scale ranging from -5 und +5.*

Justice rating: gross earnings: high

			Freq.	Percent	Valid	Cum.
Valid	-5	unjustly too low	894	32.6	33.0	33.0
	-4		572	20.9	21.1	54.0
	-3		539	19.7	19.9	73.9
	-2		405	14.8	14.9	88.8
	-1		187	6.8	6.9	95.7
	0	just	96	3.5	3.5	99.3
	1		6	0.2	0.2	99.5
	2		6	0.2	0.2	99.7
	3		5	0.2	0.2	99.9
	5	unjustly too high	3	0.1	0.1	100.0
	Total		2713	99.0	100.0	
Missing	.a	no answer	25	0.9		
	.b	do not know	3	0.1		
	Total		28	1.0		
Total			2741	100.0		

**bv52**     **And how just are the gross earnings that others who work full-time in the same occupation as you usually have. Would you say these earnings are just, unjustly too low, or unjustly too high?**

*Please use the following scale ranging from -5 und +5.*

Justice rating: gross earnings: same occupation

			Freq.	Percent	Valid	Cum.
Valid	-5	unjustly too low	150	5.5	5.7	5.7
	-4		122	4.5	4.6	10.3
	-3		265	9.7	10.0	20.3
	-2		375	13.7	14.2	34.5
	-1		394	14.4	14.9	49.4
	0	just	1086	39.6	41.1	90.5
	1		131	4.8	5.0	95.4
	2		81	3.0	3.1	98.5
	3		30	1.1	1.1	99.6
	4		8	0.3	0.3	99.9
	5	unjustly too high	2	0.1	0.1	100.0
	Total		2644	96.5	100.0	
Missing	.a	no answer	55	2.0		
	.b	do not know	42	1.5		
	Total		97	3.5		
Total			2741	100.0		

## 2.1.4 Your Friends and Social Contacts (Module 4)

**bv53\_1** The next few questions refer to the people you spent your free time with. Please think of the three people you most frequently spent time with outside of work.

**Person 1: statement: yes/no**

Network: person 1: naming yes/no

			Freq.	Percent	Valid	Cum.
Valid	0	not mentioned	30	1.1	1.1	1.1
	1	mentioned	2711	98.9	98.9	100.0
	Total		2741	100.0	100.0	

**bv53\_2** **Person 2: statement: yes/no**

Network: person 2: naming yes/no

			Freq.	Percent	Valid	Cum.
Valid	0	not mentioned	58	2.1	2.1	2.1
	1	mentioned	2683	97.9	97.9	100.0
	Total		2741	100.0	100.0	

**bv53\_3** **Person 3: statement: yes/no**

Network: person 3: naming yes/no

			Freq.	Percent	Valid	Cum.
Valid	0	not mentioned	102	3.7	3.7	3.7
	1	mentioned	2639	96.3	96.3	100.0
	Total		2741	100.0	100.0	

**bv54\_1** **Is person 1 a man or a woman?**

Network: person 1: sex

			Freq.	Percent	Valid	Cum.
Valid	1	man	1315	48.0	48.6	48.6
	2	woman	1393	50.8	51.4	100.0
	Total		2708	98.8	100.0	
Missing	.a	no answer	33	1.2		
Total			2741	100.0		

**bv54\_2 Is person 2 a man or a woman?**

Network: person 2: sex

			Freq.	Percent	Valid	Cum.
Valid	1	man	1239	45.2	46.5	46.5
	2	woman	1426	52.0	53.5	100.0
	Total		2665	97.2	100.0	
Missing	.a	no answer	76	2.8		
Total			2741	100.0		

**bv54\_3 Is person 3 a man or a woman?**

Network: person 3: sex

			Freq.	Percent	Valid	Cum.
Valid	1	man	1236	45.1	47.4	47.4
	2	woman	1371	50.0	52.6	100.0
	Total		2607	95.1	100.0	
Missing	.a	no answer	134	4.9		
Total			2741	100.0		

**bv55\_1 How old is person 1?***Please guess the age, if you are not exactly sure.*

Network: person 1: age

			Freq.	Percent	Valid	Cum.
Valid	2		2	0.1	0.1	0.1
	4		2	0.1	0.1	0.1
	5		1	0.0	0.0	0.2
	7		1	0.0	0.0	0.2
	8		1	0.0	0.0	0.3
	9		1	0.0	0.0	0.3
	10		1	0.0	0.0	0.3
	11		2	0.1	0.1	0.4
	:					
	85		2	0.1	0.1	99.6
	86		3	0.1	0.1	99.7
	87		2	0.1	0.1	99.7
	88		2	0.1	0.1	99.8
	89		1	0.0	0.0	99.9
	90		2	0.1	0.1	99.9
	91		1	0.0	0.0	100.0
	92		1	0.0	0.0	100.0
	Total		2702	98.6	100.0	
Missing	.a	no answer	39	1.4		
Total			2741	100.0		

**bv55\_2 How old is person 2?**

Network: person 2: age

		Freq.	Percent	Valid	Cum.
Valid	1	4	0.1	0.1	0.1
	2	1	0.0	0.0	0.2
	3	4	0.1	0.1	0.3
	4	5	0.2	0.2	0.5
	5	2	0.1	0.1	0.6
	6	1	0.0	0.0	0.6
	7	2	0.1	0.1	0.7
	8	3	0.1	0.1	0.8
	:				
	82	2	0.1	0.1	99.3
	83	5	0.2	0.2	99.5
	85	8	0.3	0.3	99.8
	86	1	0.0	0.0	99.8
	87	1	0.0	0.0	99.9
	89	1	0.0	0.0	99.9
	92	2	0.1	0.1	100.0
	95	1	0.0	0.0	100.0
	Total	2669	97.4	100.0	
Missing	.a no answer	72	2.6		
Total		2741	100.0		

**bv55\_3 How old is person 3?**

Network: person 3: age

		Freq.	Percent	Valid	Cum.
Valid	1	4	0.1	0.2	0.2
	2	6	0.2	0.2	0.4
	3	1	0.0	0.0	0.4
	4	2	0.1	0.1	0.5
	6	2	0.1	0.1	0.6
	7	1	0.0	0.0	0.6
	9	4	0.1	0.2	0.8
	11	2	0.1	0.1	0.8
	:				
	82	3	0.1	0.1	99.6
	83	3	0.1	0.1	99.7
	85	1	0.0	0.0	99.7
	87	3	0.1	0.1	99.8
	88	1	0.0	0.0	99.9
	91	1	0.0	0.0	99.9
	92	1	0.0	0.0	100.0
	94	1	0.0	0.0	100.0
	Total	2615	95.4	100.0	
Missing	.a no answer	126	4.6		
Total		2741	100.0		

**bv56\_1\_a - What is your relationship with person 1?**

**bv56\_1\_ka**

*Please name all kinds of relationships that apply.*

**Frequency distribution omitted.**

**bv56\_2\_a - What is your relationship with person 2?**

**bv56\_2\_ka**

*Please name all kinds of relationships that apply.*

**Frequency distribution omitted.**

**bv56\_3\_a - What is your relationship with person 3?**

**w56\_3\_ka**

*Please name all kinds of relationships that apply.*

**Frequency distribution omitted.**



**bv57\_1 Where was person 1 born?**

Network: person 1: birthplace

			Freq.	Percent	Valid	Cum.
Valid	1	West Germany	1900	69.3	70.3	70.3
	2	East Germany (the newly-formed German states, former GDR)	592	21.6	21.9	92.2
	3	In another country	211	7.7	7.8	100.0
	Total		2703	98.6	100.0	
Missing	.a	no answer	38	1.4		
Total			2741	100.0		

**bv57\_2 Where was person 2 born?**

Network: person 2: birthplace

			Freq.	Percent	Valid	Cum.
Valid	1	West Germany	1891	69.0	70.8	70.8
	2	East Germany (the newly-formed German states, former GDR)	590	21.5	22.1	92.9
	3	In another country	190	6.9	7.1	100.0
	Total		2671	97.4	100.0	
Missing	.a	no answer	70	2.6		
Total			2741	100.0		

**bv57\_3 Where was person 3 born?**

Network: person 3: birthplace

			Freq.	Percent	Valid	Cum.
Valid	1	West Germany	1835	66.9	70.0	70.0
	2	East Germany (the newly-formed German states, former GDR)	593	21.6	22.6	92.6
	3	In another country	193	7.0	7.4	100.0
	Total		2621	95.6	100.0	
Missing	.a	no answer	120	4.4		
Total			2741	100.0		

**bv58\_1 Does person 1 have a migration background?**

*A person is considered to have a migration background if at least one of the following criteria is met: (1) the person is not a German citizen, or (2) the person was born outside the current territory of the Federal Republic of Germany, or (3) at least one of the person's parents was born outside the current territory of the Federal Republic of Germany.*

Network: person 1: migration background: yes/no

			Freq.	Percent	Valid	Cum.
Valid	1	yes	293	10.7	10.8	10.8
	2	no	2411	88.0	89.2	100.0
	Total		2704	98.7	100.0	
Missing	.a	no answer	37	1.3		
Total			2741	100.0		

**bv58\_2 Does person 2 have a migration background?**

Network: person 2: migration background: yes/no

			Freq.	Percent	Valid	Cum.
Valid	1	yes	284	10.4	10.6	10.6
	2	no	2389	87.2	89.4	100.0
	Total		2673	97.5	100.0	
Missing	.a	no answer	68	2.5		
Total			2741	100.0		

**bv58\_3 Does person 3 have a migration background?**

Network: person 3: migration background: yes/no

			Freq.	Percent	Valid	Cum.
Valid	1	yes	273	10.0	10.4	10.4
	2	no	2351	85.8	89.6	100.0
	Total		2624	95.7	100.0	
Missing	.a	no answer	117	4.3		
Total			2741	100.0		

**bv59\_1 What is the highest level of general education person 1 has successfully completed?**

*Only one answer possible.*

Network: person 1: highest level of general education

			Freq.	Percent	Valid	Cum.
Valid	1	left school without certificate of secondary education	29	1.1	1.1	1.1
	2	general school leaving certificate obtained on completion of grade 8	486	17.7	18.2	19.3
	3	general school leaving certificate obtained on completion of grade 10	828	30.2	31.0	50.3
	4	general or specialized higher education entrance qualification	1325	48.3	49.7	100.0
	Total		2668	97.3	100.0	
Missing	.a	no answer	73	2.7		
Total			2741	100.0		

**bv59\_2 What is the highest level of general education person 2 has successfully completed?**

Network: person 2: highest level of general education

			Freq.	Percent	Valid	Cum.
Valid	1	left school without certificate of secondary education	27	1.0	1.0	1.0
	2	general school leaving certificate obtained on completion of grade 8	438	16.0	16.7	17.8
	3	general school leaving certificate obtained on completion of grade 10	897	32.7	34.3	52.1
	4	general or specialized higher education entrance qualification	1253	45.7	47.9	100.0
	Total		2615	95.4	100.0	
Missing	.a	no answer	126	4.6		
Total			2741	100.0		

**bv59\_3 What is the highest level of general education person 3 has successfully completed?**

Network: person 3: highest level of general education

			Freq.	Percent	Valid	Cum.
Valid	1	left school without certificate of secondary education	36	1.3	1.4	1.4
	2	general school leaving certificate obtained on completion of grade 8	462	16.9	18.0	19.4
	3	general school leaving certificate obtained on completion of grade 10	851	31.0	33.1	52.5
	4	general or specialized higher education entrance qualification	1222	44.6	47.5	100.0
	Total		2571	93.8	100.0	
Missing	.a	no answer	170	6.2		
Total			2741	100.0		

**bv60\_1 Is person 1 currently employed?**

Network: person 1: employment: yes/no

			Freq.	Percent	Valid	Cum.
Valid	1	yes	2221	81.0	82.1	82.1
	2	no	484	17.7	17.9	100.0
	Total		2705	98.7	100.0	
Missing	.a	no answer	36	1.3		
Total			2741	100.0		

**bv60\_2 Is person 2 currently employed?**

Network: person 2: employment: yes/no

			Freq.	Percent	Valid	Cum.
Valid	1	yes	2144	78.2	80.5	80.5
	2	no	520	19.0	19.5	100.0
	Total		2664	97.2	100.0	
Missing	.a	no answer	77	2.8		
Total			2741	100.0		

**bv60\_3 Is person 3 currently employed?**

Network: person 3: employment: yes/no

			Freq.	Percent	Valid	Cum.
Valid	1	yes	2145	78.3	82.1	82.1
	2	no	468	17.1	17.9	100.0
	Total		2613	95.3	100.0	
Missing	.a	no answer	128	4.7		
Total			2741	100.0		

**bv61\_1 Does or did person 1 work in an occupation similar to yours?**

Network: person 1: similar professional occupation: yes/no

			Freq.	Percent	Valid	Cum.
Valid	1	yes, similar occupation	617	22.5	22.9	22.9
	2	no	2072	75.6	77.1	100.0
	Total		2689	98.1	100.0	
Missing	.a	no answer	52	1.9		
Total			2741	100.0		

**bv61\_2 Does or did person 2 work in an occupation similar to yours?**

Network: person 2: similar professional occupation: yes/no

			Freq.	Percent	Valid	Cum.
Valid	1	yes, similar occupation	569	20.8	21.5	21.5
	2	no	2083	76.0	78.5	100.0
	Total		2652	96.8	100.0	
Missing	.a	no answer	89	3.2		
Total			2741	100.0		

**bv61\_3 Does or did person 3 work in an occupation similar to yours?**

Network: person 3: similar professional occupation: yes/no

			Freq.	Percent	Valid	Cum.
Valid	1	yes, similar occupation	563	20.5	21.6	21.6
	2	no	2044	74.6	78.4	100.0
	Total		2607	95.1	100.0	
Missing	.a	no answer	134	4.9		
Total			2741	100.0		

**bv62\_1** On average, how often are you usually in contact with person 1? This may include meeting in person or talking on the phone.

Network: person 1: frequency of contact

			Freq.	Percent	Valid	Cum.
Valid	1	(almost) every day	1182	43.1	43.6	43.6
	2	at least once a week	1078	39.3	39.8	83.4
	3	at least once a month	385	14.0	14.2	97.6
	4	less often	64	2.3	2.4	100.0
	Total		2709	98.8	100.0	
Missing	.a	no answer	32	1.2		
Total			2741	100.0		

**w62\_2** On average, how often are you usually in contact with person 2? This may include meeting in person or talking on the phone.

Network: person 2: frequency of contact

			Freq.	Percent	Valid	Cum.
Valid	1	(almost) every day	714	26.0	26.7	26.7
	2	at least once a week	1247	45.5	46.6	73.2
	3	at least once a month	615	22.4	23.0	96.2
	4	less often	102	3.7	3.8	100.0
	Total		2678	97.7	100.0	
Missing	.a	no answer	63	2.3		
Total			2741	100.0		

**bv62\_3** On average, how often are you usually in contact with person 3? This may include meeting in person or talking on the phone.

Network: person 3: frequency of contact

			Freq.	Percent	Valid	Cum.
Valid	1	(almost) every day	625	22.8	23.8	23.8
	2	at least once a week	1159	42.3	44.1	67.9
	3	at least once a month	686	25.0	26.1	94.0
	4	less often	158	5.8	6.0	100.0
	Total		2628	95.9	100.0	
Missing	.a	no answer	113	4.1		
Total			2741	100.0		

**bv63\_1 And how do the earnings of person 1 compare to your earnings?**

Network: person 1: relative income

			Freq.	Percent	Valid	Cum.
Valid	1	much higher	520	19.0	19.5	19.5
	2	somewhat higher	508	18.5	19.1	38.6
	3	about the same	462	16.9	17.3	55.9
	4	somewhat lower	475	17.3	17.8	73.8
	5	much lower	454	16.6	17.0	90.8
	6	The person does not have an income from work	245	8.9	9.2	100.0
	Total		2664	97.2	100.0	
Missing	.a	no answer	77	2.8		
Total			2741	100.0		

**bv63\_2 And how do the earnings of person 2 compare to your earnings?**

Network: person 2: relative income

			Freq.	Percent	Valid	Cum.
Valid	1	much higher	444	16.2	16.9	16.9
	2	somewhat higher	575	21.0	21.9	38.8
	3	about the same	440	16.1	16.7	55.5
	4	somewhat lower	495	18.1	18.8	74.4
	5	much lower	416	15.2	15.8	90.2
	6	The person does not have an income from work	258	9.4	9.8	100.0
	Total		2628	95.9	100.0	
Missing	.a	no answer	113	4.1		
Total			2741	100.0		

**bv63\_3 And how do the earnings of person 3 compare to your earnings?**

Network: person 3: relative income

			Freq.	Percent	Valid	Cum.
Valid	1	much higher	454	16.6	17.6	17.6
	2	somewhat higher	504	18.4	19.6	37.2
	3	about the same	448	16.3	17.4	54.5
	4	somewhat lower	466	17.0	18.1	72.6
	5	much lower	440	16.1	17.1	89.7
	6	The person does not have an income from work	266	9.7	10.3	100.0
	Total		2578	94.1	100.0	
Missing	.a	no answer	163	5.9		
Total			2741	100.0		

**bv64\_1 How close do you feel to person 1?**

Network: person 1: emotional closeness

			Freq.	Percent	Valid	Cum.
Valid	1	very close	1512	55.2	55.9	55.9
	2	quite close	807	29.4	29.8	85.8
	3	somewhat close	327	11.9	12.1	97.9
	4	not very close	53	1.9	2.0	99.8
	5	not at all close	5	0.2	0.2	100.0
	Total		2704	98.7	100.0	
Missing	.a	no answer	37	1.3		
Total			2741	100.0		

**bv64\_2 How close do you feel to person 2?**

Network: person 2: emotional closeness

			Freq.	Percent	Valid	Cum.
Valid	1	very close	1055	38.5	39.4	39.4
	2	quite close	1024	37.4	38.3	77.7
	3	somewhat close	506	18.5	18.9	96.6
	4	not very close	81	3.0	3.0	99.7
	5	not at all close	9	0.3	0.3	100.0
	Total		2675	97.6	100.0	
Missing	.a	no answer	66	2.4		
Total			2741	100.0		

**bv64\_3 How close do you feel to person 3?**

Network: person 3: emotional closeness

			Freq.	Percent	Valid	Cum.
Valid	1	very close	882	32.2	33.6	33.6
	2	quite close	975	35.6	37.2	70.8
	3	somewhat close	593	21.6	22.6	93.4
	4	not very close	154	5.6	5.9	99.3
	5	not at all close	18	0.7	0.7	100.0
	Total		2622	95.7	100.0	
Missing	.a	no answer	119	4.3		
Total			2741	100.0		



**bv65\_1 How long have you known person 1 (in years)?**

Network: person 1: duration of friendship (years)

		Freq.	Percent	Valid	Cum.
Valid	0	2	0.1	0.1	0.1
	1	70	2.6	2.6	2.7
	2	103	3.8	3.8	6.5
	3	115	4.2	4.3	10.7
	4	94	3.4	3.5	14.2
	5	114	4.2	4.2	18.4
	6	100	3.6	3.7	22.1
	7	75	2.7	2.8	24.9
	:				
	62	1	0.0	0.0	99.4
	63	7	0.3	0.3	99.7
	64	1	0.0	0.0	99.7
	70	1	0.0	0.0	99.8
	71	2	0.1	0.1	99.9
	79	1	0.0	0.0	99.9
	81	1	0.0	0.0	99.9
	82	2	0.1	0.1	100.0
	Total	2702	98.6	100.0	
Missing	.a no answer	39	1.4		
Total		2741	100.0		

**bv65\_2 How long have you known person 2 (in years)?**

Network: person 2: duration of friendship (years)

		Freq.	Percent	Valid	Cum.
Valid	0	1	0.0	0.0	0.0
	1	72	2.6	2.7	2.7
	2	107	3.9	4.0	6.7
	3	95	3.5	3.6	10.3
	4	92	3.4	3.4	13.7
	5	119	4.3	4.5	18.2
	6	83	3.0	3.1	21.3
	7	67	2.4	2.5	23.8
	:				
	61	2	0.1	0.1	99.6
	62	3	0.1	0.1	99.7
	63	1	0.0	0.0	99.8
	66	1	0.0	0.0	99.8
	75	1	0.0	0.0	99.9
	76	2	0.1	0.1	99.9
	82	1	0.0	0.0	100.0
	83	1	0.0	0.0	100.0
	Total	2670	97.4	100.0	
Missing	.a no answer	71	2.6		
Total		2741	100.0		

**bv65\_3 How long have you known person 3 (in years)?**

Network: person 3: duration of friendship (years)

			Freq.	Percent	Valid	Cum.
Valid	0		1	0.0	0.0	0.0
	1		63	2.3	2.4	2.4
	2		124	4.5	4.7	7.2
	3		89	3.2	3.4	10.6
	4		116	4.2	4.4	15.0
	5		127	4.6	4.8	19.8
	6		78	2.8	3.0	22.8
	7		81	3.0	3.1	25.9
	:					
	60		7	0.3	0.3	99.7
	61		1	0.0	0.0	99.8
	62		1	0.0	0.0	99.8
	63		1	0.0	0.0	99.8
	65		1	0.0	0.0	99.9
	70		1	0.0	0.0	99.9
	72		1	0.0	0.0	100.0
	82		1	0.0	0.0	100.0
	Total		2622	95.7	100.0	
Missing	.a	no answer	119	4.3		
Total			2741	100.0		

**bv66\_1 Is person 1 more likely to agree or disagree with the following statement?***A society is just if there are only minor income disparities between people.*

Network: person 1: agreement with inequality

			Freq.	Percent	Valid	Cum.
Valid	1	more likely to agree	1642	59.9	62.1	62.1
	2	more likely to disagree	1004	36.6	37.9	100.0
	Total		2646	96.5	100.0	
Missing	.a	no answer	95	3.5		
Total			2741	100.0		

**bv66\_2 Is person 2 more likely to agree or disagree with the following statement?***A society is just if there are only minor income disparities between people.*

Network: person 2: agreement with inequality

			Freq.	Percent	Valid	Cum.
Valid	1	more likely to agree	1576	57.5	60.7	60.7
	2	more likely to disagree	1020	37.2	39.3	100.0
	Total		2596	94.7	100.0	
Missing	.a	no answer	145	5.3		
Total			2741	100.0		

**bv66\_3 Is person 3 more likely to agree or disagree with the following statement?***A society is just if there are only minor income disparities between people.*

Network: person 3: agreement with inequality

			Freq.	Percent	Valid	Cum.
Valid	1	more likely to agree	1560	56.9	61.3	61.3
	2	more likely to disagree	986	36.0	38.7	100.0
	Total		2546	92.9	100.0	
Missing	.a	no answer	195	7.1		
Total			2741	100.0		

**bv67\_1 Please indicate how well, if at all, these three people know each other.****Person 1 and person 2**

Network: acquaintance: person 1 and 2

			Freq.	Percent	Valid	Cum.
Valid	1	know each other well	1549	56.5	57.7	57.7
	2	do not know each other very well	704	25.7	26.2	84.0
	3	do not know each other at all	430	15.7	16.0	100.0
	Total		2683	97.9	100.0	
Missing	.a	no answer	58	2.1		
Total			2741	100.0		

**bv67\_2 Please indicate how well, if at all, these three people know each other.**

**Person 1 and Person 3**

Network: acquaintance: person 1 and 3

			Freq.	Percent	Valid	Cum.
Valid	1	know each other well	1181	43.1	45.0	45.0
	2	do not know each other very well	861	31.4	32.8	77.8
	3	do not know each other at all	583	21.3	22.2	100.0
	Total		2625	95.8	100.0	
Missing	.a	no answer	116	4.2		
Total			2741	100.0		

**bv67\_3 Please indicate how well, if at all, these three people know each other.**

**Person 2 and Person 3**

Network: acquaintance: person 2 and 3

			Freq.	Percent	Valid	Cum.
Valid	1	know each other well	1213	44.3	46.3	46.3
	2	do not know each other very well	758	27.7	28.9	75.2
	3	do not know each other at all	650	23.7	24.8	100.0
	Total		2621	95.6	100.0	
Missing	.a	no answer	120	4.4		
Total			2741	100.0		

### 2.1.5 Social and Personal Values (Module 6)

- bv68**     The following statements describe different views about what can be considered just or unjust in Germany. Please indicate for each statement whether you strongly agree, somewhat agree, neither agree nor disagree, somewhat disagree, or strongly disagree.

**The government should provide a job for everyone who wants to work.**

Egalitarianism: state - workplace

			Freq.	Percent	Valid	Cum.
Valid	1	strongly agree	1005	36.7	36.9	36.9
	2	somewhat agree	814	29.7	29.9	66.9
	3	neither nor	420	15.3	15.4	82.3
	4	somewhat disagree	272	9.9	10.0	92.3
	5	strongly disagree	210	7.7	7.7	100.0
	Total		2721	99.3	100.0	
Missing	.a	no answer	16	0.6		
	.b	do not know	4	0.1		
	Total		20	0.7		
Total			2741	100.0		

- bv68b**     There is incentive for individual effort only if differences in income are large enough.

Individualism: incentive - differences

			Freq.	Percent	Valid	Cum.
Valid	1	strongly agree	267	9.7	9.9	9.9
	2	somewhat agree	963	35.1	35.5	45.4
	3	neither nor	655	23.9	24.2	69.6
	4	somewhat disagree	531	19.4	19.6	89.2
	5	strongly disagree	294	10.7	10.8	100.0
	Total		2710	98.9	100.0	
Missing	.a	no answer	21	0.8		
	.b	do not know	10	0.4		
	Total		31	1.1		
Total			2741	100.0		

**bv68c It is just that parents pass on their wealth to their children, even if this means, that children of wealthier parents have better chances in life.**

Ascriptivism: entitlement - social origin

			Freq.	Percent	Valid	Cum.
Valid	1	strongly agree	781	28.5	28.7	28.7
	2	somewhat agree	1021	37.2	37.5	66.2
	3	neither nor	468	17.1	17.2	83.4
	4	somewhat disagree	326	11.9	12.0	95.4
	5	strongly disagree	125	4.6	4.6	100.0
	Total		2721	99.3	100.0	
Missing	.a	no answer	17	0.6		
	.b	do not know	3	0.1		
	Total		20	0.7		
Total			2741	100.0		

**w68d The government should guarantee everyone a minimum standard of living.**

Egalitarianism: state - minimum standard of living

			Freq.	Percent	Valid	Cum.
Valid	1	strongly agree	1318	48.1	48.4	48.4
	2	somewhat agree	823	30.0	30.2	78.6
	3	neither nor	267	9.7	9.8	88.4
	4	somewhat disagree	235	8.6	8.6	97.0
	5	strongly disagree	82	3.0	3.0	100.0
	Total		2725	99.4	100.0	
Missing	.a	no answer	14	0.5		
	.b	do not know	2	0.1		
	Total		16	0.6		
Total			2741	100.0		

**bv68e The way things are these days, it is hard to know what is just anymore.**

Fatalism: chaotic conditions

			Freq.	Percent	Valid	Cum.
Valid	1	strongly agree	669	24.4	24.8	24.8
	2	somewhat agree	815	29.7	30.2	55.1
	3	neither nor	602	22.0	22.3	77.4
	4	somewhat disagree	326	11.9	12.1	89.5
	5	strongly disagree	283	10.3	10.5	100.0
	Total		2695	98.3	100.0	
Missing	.a	no answer	31	1.1		
	.b	do not know	15	0.5		
	Total		46	1.7		
Total			2741	100.0		

**bv68f**    **People are entitled to keep what they have earned, even if this means some people will be wealthier than others.**

Ascriptivism: entitlement - work

			Freq.	Percent	Valid	Cum.
Valid	1	strongly agree	1199	43.7	44.2	44.2
	2	somewhat agree	1094	39.9	40.3	84.5
	3	neither nor	267	9.7	9.8	94.3
	4	somewhat disagree	126	4.6	4.6	98.9
	5	strongly disagree	29	1.1	1.1	100.0
	Total		2715	99.1	100.0	
Missing	.a	no answer	21	0.8		
	.b	do not know	5	0.2		
	Total		26	0.9		
Total			2741	100.0		

**bv68g**    **There is no point in arguing about social justice since it is impossible to change things.**

Fatalism: unchangeable conditions

			Freq.	Percent	Valid	Cum.
Valid	1	strongly agree	397	14.5	14.6	14.6
	2	somewhat agree	598	21.8	22.0	36.6
	3	neither nor	430	15.7	15.8	52.5
	4	somewhat disagree	635	23.2	23.4	75.8
	5	strongly disagree	656	23.9	24.2	100.0
	Total		2716	99.1	100.0	
Missing	.a	no answer	20	0.7		
	.b	do not know	5	0.2		
	Total		25	0.9		
Total			2741	100.0		

**w69h**    **It is all right if businessmen make good profits because everyone benefits in the end.**

Individualism: public welfare - business profits

			Freq.	Percent	Valid	Cum.
Valid	1	strongly agree	215	7.8	7.9	7.9
	2	somewhat agree	790	28.8	29.1	37.0
	3	neither nor	665	24.3	24.5	61.5
	4	somewhat disagree	681	24.8	25.1	86.6
	5	strongly disagree	363	13.2	13.4	100.0
	Total		2714	99.0	100.0	
Missing	.a	no answer	21	0.8		
	.b	do not know	6	0.2		
	Total		27	1.0		
Total			2741	100.0		



**bv69a How much do you personally trust the following people, organizations, and institution?**

*1 means: you do not trust the person, organization or institution at all and 7 means you have complete trust.*

**How much do you trust your neighbors?**

Trust: neighbors

			Freq.	Percent	Valid	Cum.
Valid	1	no trust at all	104	3.8	3.8	3.8
	2		148	5.4	5.4	9.3
	3		259	9.4	9.5	18.8
	4		573	20.9	21.0	39.8
	5		736	26.9	27.0	66.8
	6		589	21.5	21.6	88.5
	7	complete trust	314	11.5	11.5	100.0
	Total		2723	99.3	100.0	
Missing	.a	no answer	11	0.4		
	.b	do not know	7	0.3		
	Total		18	0.7		
Total			2741	100.0		

**bv69b How much do you trust your colleagues?**

Trust: colleagues

			Freq.	Percent	Valid	Cum.
Valid	1	no trust at all	32	1.2	1.2	1.2
	2		58	2.1	2.2	3.3
	3		206	7.5	7.7	11.0
	4		477	17.4	17.7	28.7
	5		903	32.9	33.5	62.3
	6		792	28.9	29.4	91.7
	7	complete trust	224	8.2	8.3	100.0
	Total		2692	98.2	100.0	
Missing	.a	no answer	39	1.4		
	.b	do not know	10	0.4		
	Total		49	1.8		
Total			2741	100.0		

**bv69c    How much do you trust the people who run the company you work for?**

Trust: head of organization

			Freq.	Percent	Valid	Cum.
Valid	1	no trust at all	130	4.7	4.9	4.9
	2		253	9.2	9.5	14.4
	3		378	13.8	14.2	28.6
	4		560	20.4	21.0	49.6
	5		655	23.9	24.6	74.2
	6		491	17.9	18.4	92.6
	7	complete trust	197	7.2	7.4	100.0
Total		2664	97.2	100.0		
Missing	.a	no answer	56	2.0		
	.b	do not know	21	0.8		
	Total		77	2.8		
Total			2741	100.0		

**bv69d    How much do you trust unions?**

Trust: trade unions

			Freq.	Percent	Valid	Cum.
Valid	1	no trust at all	253	9.2	9.7	9.7
	2		363	13.2	13.9	23.6
	3		493	18.0	18.9	42.5
	4		805	29.4	30.8	73.3
	5		450	16.4	17.2	90.5
	6		197	7.2	7.5	98.1
	7	complete trust	50	1.8	1.9	100.0
Total		2611	95.3	100.0		
Missing	.a	no answer	54	2.0		
	.b	do not know	76	2.8		
	Total		130	4.7		
Total			2741	100.0		

**bv69e How much do you trust large businesses?**

Trust: big corporations

			Freq.	Percent	Valid	Cum.
Valid	1	no trust at all	400	14.6	14.8	14.8
	2		684	25.0	25.3	40.1
	3		732	26.7	27.1	67.2
	4		618	22.5	22.9	90.0
	5		219	8.0	8.1	98.2
	6		45	1.6	1.7	99.8
	7	complete trust	5	0.2	0.2	100.0
	Total		2703	98.6	100.0	
Missing	.a	no answer	25	0.9		
	.b	do not know	13	0.5		
	Total		38	1.4		
Total			2741	100.0		

**bv69f How much do you trust political parties?**

Trust: political parties

			Freq.	Percent	Valid	Cum.
Valid	1	no trust at all	622	22.7	22.9	22.9
	2		720	26.3	26.5	49.4
	3		655	23.9	24.1	73.5
	4		475	17.3	17.5	91.0
	5		193	7.0	7.1	98.1
	6		44	1.6	1.6	99.7
	7	complete trust	7	0.3	0.3	100.0
	Total		2716	99.1	100.0	
Missing	.a	no answer	15	0.5		
	.b	do not know	10	0.4		
	Total		25	0.9		
Total			2741	100.0		

**bv69g How much do you trust the federal government?**

Trust: federal government

			Freq.	Percent	Valid	Cum.
Valid	1	no trust at all	449	16.4	16.5	16.5
	2		510	18.6	18.8	35.3
	3		595	21.7	21.9	57.2
	4		558	20.4	20.5	77.7
	5		409	14.9	15.0	92.8
	6		170	6.2	6.3	99.0
	7	complete trust	27	1.0	1.0	100.0
	Total		2718	99.2	100.0	
Missing	.a	no answer	15	0.5		
	.b	do not know	8	0.3		
	Total		23	0.8		
Total			2741	100.0		

**bv69h How much do you trust the pension system?**

Trust: pension insurance system

			Freq.	Percent	Valid	Cum.
Valid	1	no trust at all	687	25.1	25.2	25.2
	2		808	29.5	29.7	54.9
	3		585	21.3	21.5	76.4
	4		355	13.0	13.0	89.4
	5		185	6.7	6.8	96.2
	6		84	3.1	3.1	99.3
	7	complete trust	20	0.7	0.7	100.0
	Total		2724	99.4	100.0	
Missing	.a	no answer	13	0.5		
	.b	do not know	4	0.1		
	Total		17	0.6		
Total			2741	100.0		

**bv69i    How much do you trust the health insurance system?**

Trust: health insurance system

			Freq.	Percent	Valid	Cum.
Valid	1	no trust at all	183	6.7	6.7	6.7
	2		408	14.9	15.0	21.7
	3		521	19.0	19.1	40.8
	4		598	21.8	21.9	62.7
	5		625	22.8	22.9	85.6
	6		329	12.0	12.1	97.7
	7	complete trust	64	2.3	2.3	100.0
Total		2728	99.5	100.0		
Missing	.a	no answer	12	0.4		
	.b	do not know	1	0.0		
	Total		13	0.5		
Total			2741	100.0		

**bv69j    How much do you trust unemployment insurance?**

Trust: unemployment insurance

Trust in unemployment insurance			Freq.	Percent	Valid	Cum.
Valid	1	no trust at all	204	7.4	7.5	7.5
	2		397	14.5	14.6	22.1
	3		578	21.1	21.3	43.4
	4		707	25.8	26.0	69.4
	5		531	19.4	19.5	89.0
	6		244	8.9	9.0	97.9
	7	complete trust	56	2.0	2.1	100.0
Total		2717	99.1	100.0		
Missing	.a	no answer	15	0.5		
	.b	do not know	9	0.3		
	Total		24	0.9		
Total			2741	100.0		

**bv69k How much do you trust the police?**

Trust: police

			Freq.	Percent	Valid	Cum.
Valid	1	no trust at all	80	2.9	2.9	2.9
	2		114	4.2	4.2	7.1
	3		231	8.4	8.5	15.6
	4		427	15.6	15.7	31.3
	5		731	26.7	26.8	58.1
	6		877	32.0	32.2	90.3
	7	complete trust	263	9.6	9.7	100.0
	Total		2723	99.3	100.0	
Missing	.a	no answer	16	0.6		
	.b	do not know	2	0.1		
	Total		18	0.7		
Total			2741	100.0		

**bv69l How much do you trust the press?**

Trust: press

			Freq.	Percent	Valid	Cum.
Valid	1	no trust at all	462	16.9	17.0	17.0
	2		443	16.2	16.3	33.2
	3		462	16.9	17.0	50.2
	4		563	20.5	20.7	70.9
	5		438	16.0	16.1	86.9
	6		292	10.7	10.7	97.7
	7	complete trust	64	2.3	2.3	100.0
	Total		2724	99.4	100.0	
Missing	.a	no answer	12	0.4		
	.b	do not know	5	0.2		
	Total		17	0.6		
Total			2741	100.0		

**bv70a** People differ in the way they react when interacting with other people. The following statements describe a variety of social situations. Please indicate to what extent the following statements apply to you. In case you have not experienced the situations described below, please indicate what your likely reaction would be.

First, we will look at situations to the advantage of others and to your own disadvantage because you were put at an disadvantage, exploited or treated unfairly by others. To what extent do the following statements apply to you?

*1 means the statement „does not apply at all” and 7 means the statement “applies completely”.*

**It makes me angry when others are undeservingly better off than me.**

Justice Sensitivity: victim item 1

			Freq.	Percent	Valid	Cum.
Valid	1	does not apply at all	269	9.8	9.9	9.9
	2		320	11.7	11.7	21.6
	3		276	10.1	10.1	31.7
	4		416	15.2	15.3	47.0
	5		672	24.5	24.6	71.6
	6		432	15.8	15.8	87.5
	7	applies completely	342	12.5	12.5	100.0
	Total		2727	99.5	100.0	
Missing	.a	no answer	13	0.5		
	.b	do not know	1	0.0		
	Total		14	0.5		
Total			2741	100.0		

**bv70b** It bothers me when I have to work hard for things that come easily to others.

Justice Sensitivity: victim item 2

			Freq.	Percent	Valid	Cum.
Valid	1	does not apply at all	226	8.2	8.3	8.3
	2		310	11.3	11.4	19.7
	3		361	13.2	13.3	32.9
	4		512	18.7	18.8	51.7
	5		631	23.0	23.2	74.9
	6		398	14.5	14.6	89.5
	7	applies completely	285	10.4	10.5	100.0
	Total		2723	99.3	100.0	
Missing	.a	no answer	17	0.6		
	.b	do not know	1	0.0		
	Total		18	0.7		
Total			2741	100.0		

**bv71a** Now, we will look at situations in which you notice or learn that someone else is being treated unfairly, put at a disadvantage, or used – without you being involved. To what extent do the following statements apply to you?

*1 means the statement „does not apply at all” and 7 means the statement “applies completely”.*

**I am upset when someone is undeservingly worse off than others.**

Justice Sensitivity: observer item 1

			Freq.	Percent	Valid	Cum.
Valid	1	does not apply at all	60	2.2	2.2	2.2
	2		87	3.2	3.2	5.4
	3		167	6.1	6.1	11.5
	4		334	12.2	12.3	23.8
	5	applies completely	755	27.5	27.7	51.5
	6		812	29.6	29.8	81.3
	7		508	18.5	18.7	100.0
	Total		2723	99.3	100.0	
Missing	.a	no answer	14	0.5		
	.b	do not know	4	0.1		
	Total		18	0.7		
Total			2741	100.0		

**bv71b** It bothers me when someone has to work hard for things that come easily to others.

Justice Sensitivity: observer item 2

			Freq.	Percent	Valid	Cum.
Valid	1	does not apply at all	130	4.7	4.8	4.8
	2		193	7.0	7.1	11.9
	3		250	9.1	9.2	21.1
	4		561	20.5	20.6	41.7
	5	applies completely	745	27.2	27.4	69.1
	6		529	19.3	19.4	88.5
	7		313	11.4	11.5	100.0
	Total		2721	99.3	100.0	
Missing	.a	no answer	15	0.5		
	.b	do not know	5	0.2		
	Total		20	0.7		
Total			2741	100.0		



**bv72a** Now, we will look at situations that turn to your advantage and to the disadvantage of others – without you putting someone at a disadvantage, exploiting or treating others unfairly. To what extent do the following statements apply to you?

*1 means the statement „does not apply at all” and 7 means the statement “applies completely”.*

**I feel guilty when I am better off than others for no reason.**

Justice Sensitivity: beneficiary item 1

			Freq.	Percent	Valid	Cum.
Valid	1	does not apply at all	367	13.4	13.5	13.5
	2		431	15.7	15.8	29.3
	3		358	13.1	13.1	42.4
	4		491	17.9	18.0	60.4
	5		589	21.5	21.6	82.1
	6		343	12.5	12.6	94.6
	7	applies completely	146	5.3	5.4	100.0
	Total		2725	99.4	100.0	
Missing	.a	no answer	12	0.4		
	.b	do not know	4	0.1		
	Total		16	0.6		
Total			2741	100.0		

**bv72b** It bothers me when things come easily to me that others have to work hard for.

Justice Sensitivity: beneficiary item 2

			Freq.	Percent	Valid	Cum.
Valid	1	does not apply at all	391	14.3	14.4	14.4
	2		456	16.6	16.8	31.1
	3		452	16.5	16.6	47.7
	4		570	20.8	20.9	68.7
	5		450	16.4	16.5	85.2
	6		277	10.1	10.2	95.4
	7	applies completely	125	4.6	4.6	100.0
	Total		2721	99.3	100.0	
Missing	.a	no answer	13	0.5		
	.b	do not know	7	0.3		
	Total		20	0.7		
Total			2741	100.0		

**bv73a** Finally, we will look at situations in which you treat someone else unfairly, discriminate against someone, or exploit someone.

*1 means the statement „does not apply at all“ and 7 means the statement “applies completely”.*

**I feel guilty when I enrich myself at the cost of others.**

Justice Sensitivity: perpetrator item 1

			Freq.	Percent	Valid	Cum.
Valid	1	does not apply at all	62	2.3	2.3	2.3
	2		54	2.0	2.0	4.3
	3		73	2.7	2.7	7.0
	4		167	6.1	6.2	13.2
	5		348	12.7	12.9	26.0
	6		838	30.6	31.0	57.0
	7	applies completely	1161	42.4	43.0	100.0
	Total		2703	98.6	100.0	
Missing	.a	no answer	25	0.9		
	.b	do not know	13	0.5		
	Total		38	1.4		
Total			2741	100.0		

**bv73b** It bothers me when I use tricks to achieve something while others have to struggle for it.

Justice Sensitivity: perpetrator item 2

			Freq.	Percent	Valid	Cum.
Valid	1	does not apply at all	91	3.3	3.4	3.4
	2		89	3.2	3.3	6.7
	3		149	5.4	5.5	12.2
	4		260	9.5	9.7	21.9
	5		421	15.4	15.6	37.5
	6		704	25.7	26.2	63.7
	7	applies completely	978	35.7	36.3	100.0
	Total		2692	98.2	100.0	
Missing	.a	no answer	32	1.2		
	.b	do not know	17	0.6		
	Total		49	1.8		
Total			2741	100.0		

**bv74a** Most people compare themselves with others from time to time. There is nothing particularly „good“ or „bad“ about this type of comparison and some people do it more than others. We would like to find out how often you compare yourself with other people. Please indicate to what extent the following statements apply to you.

*1 means the statement „does not apply at all“ and 7 means the statement “applies completely”.*

**I always pay a lot of attention to how I do things compared with how others do things.**

Comparison: approach of others

			Freq.	Percent	Valid	Cum.
Valid	1	does not apply at all	299	10.9	11.0	11.0
	2		452	16.5	16.6	27.5
	3		333	12.1	12.2	39.7
	4		475	17.3	17.4	57.1
	5		555	20.2	20.3	77.5
	6		429	15.7	15.7	93.2
	7	applies completely	186	6.8	6.8	100.0
	Total		2729	99.6	100.0	
Missing	.a	no answer	11	0.4		
	.b	do not know	1	0.0		
	Total		12	0.4		
Total			2741	100.0		

**bv74b** I often try to find out what others think who face similar problems as I face.

Comparison: opinion of others with similar problems

			Freq.	Percent	Valid	Cum.
Valid	1	does not apply at all	166	6.1	6.1	6.1
	2		261	9.5	9.6	15.6
	3		285	10.4	10.4	26.1
	4		392	14.3	14.4	40.4
	5		663	24.2	24.3	64.7
	6		680	24.8	24.9	89.6
	7	applies completely	283	10.3	10.4	100.0
	Total		2730	99.6	100.0	
Missing	.a	no answer	10	0.4		
	.b	do not know	1	0.0		
	Total		11	0.4		
Total			2741	100.0		

**bv74c I often compare how I am doing socially (e.g. social skills, popularity) with other people.**

Comparison: social skills

			Freq.	Percent	Valid	Cum.
Valid	1	does not apply at all	403	14.7	14.8	14.8
	2		510	18.6	18.7	33.5
	3		398	14.5	14.6	48.1
	4		439	16.0	16.1	64.2
	5		472	17.2	17.3	81.5
	6		369	13.5	13.5	95.0
	7	applies completely	135	4.9	5.0	100.0
	Total		2726	99.5	100.0	
Missing	.a	no answer	14	0.5		
	.b	do not know	1	0.0		
	Total		15	0.5		
Total			2741	100.0		

**bv74d I always like to know what others in a similar situation would do.**

Comparison: knowledge about the acting of others in similar situation

			Freq.	Percent	Valid	Cum.
Valid	1	does not apply at all	173	6.3	6.3	6.3
	2		318	11.6	11.7	18.0
	3		331	12.1	12.1	30.1
	4		448	16.3	16.4	46.6
	5		657	24.0	24.1	70.6
	6		562	20.5	20.6	91.2
	7	applies completely	239	8.7	8.8	100.0
	Total		2728	99.5	100.0	
Missing	.a	no answer	11	0.4		
	.b	do not know	2	0.1		
	Total		13	0.5		
Total			2741	100.0		

**bv74e** If I want to find out how I have done something, I compare what I have done with how others have done.

Comparison: achievement of others

			Freq.	Percent	Valid	Cum.
Valid	1	does not apply at all	272	9.9	10.0	10.0
	2		397	14.5	14.6	24.5
	3		341	12.4	12.5	37.1
	4		463	16.9	17.0	54.0
	5		568	20.7	20.8	74.9
	6		486	17.7	17.8	92.7
	7	applies completely	199	7.3	7.3	100.0
	Total		2726	99.5	100.0	
Missing	.a	no answer	12	0.4		
	.b	do not know	3	0.1		
	Total		15	0.5		
Total			2741	100.0		

**bv74f** If I want to learn more about something, I try to find out what others think about it.

Comparison: opinion of others

			Freq.	Percent	Valid	Cum.
Valid	1	does not apply at all	117	4.3	4.3	4.3
	2		184	6.7	6.7	11.0
	3		186	6.8	6.8	17.8
	4		361	13.2	13.2	31.1
	5		661	24.1	24.2	55.3
	6		799	29.1	29.3	84.6
	7	applies completely	421	15.4	15.4	100.0
	Total		2729	99.6	100.0	
Missing	.a	no answer	12	0.4		
Total			2741	100.0		

**bv75a To what extent do the following statements apply to you?**

*1 means the statement „does not apply at all” and 7 means the statement “applies completely”.*

**My first impression of people usually turns out to be right.**

Social desirability: impression about people

			Freq.	Percent	Valid	Cum.
Valid	1	does not apply at all	38	1.4	1.4	1.4
	2		73	2.7	2.7	4.1
	3		188	6.9	6.9	10.9
	4		399	14.6	14.6	25.6
	5		765	27.9	28.0	53.6
	6		946	34.5	34.6	88.2
	7	applies completely	322	11.7	11.8	100.0
	Total		2731	99.6	100.0	
Missing	.a	no answer	8	0.3		
	.b	do not know	2	0.1		
	Total		10	0.4		
Total			2741	100.0		

**bv75b I am usually very confident of my judgment.**

Social desirability: certainty judgments

			Freq.	Percent	Valid	Cum.
Valid	1	does not apply at all	28	1.0	1.0	1.0
	2		94	3.4	3.4	4.5
	3		233	8.5	8.6	13.0
	4		411	15.0	15.1	28.1
	5		817	29.8	30.0	58.1
	6		899	32.8	33.0	91.1
	7	applies completely	243	8.9	8.9	100.0
	Total		2725	99.4	100.0	
Missing	.a	no answer	13	0.5		
	.b	do not know	3	0.1		
	Total		16	0.6		
Total			2741	100.0		

**bv75c I am not always sure about the reason behind my actions.**

Social desirability: reason for my actions

			Freq.	Percent	Valid	Cum.
Valid	1	does not apply at all	320	11.7	11.8	11.8
	2		805	29.4	29.6	41.4
	3		401	14.6	14.7	56.1
	4		412	15.0	15.1	71.2
	5		428	15.6	15.7	87.0
	6		253	9.2	9.3	96.3
	7	applies completely	101	3.7	3.7	100.0
	Total		2720	99.2	100.0	
Missing	.a	no answer	17	0.6		
	.b	do not know	4	0.1		
	Total		21	0.8		
Total			2741	100.0		

**bv75d I have received too much change from a salesperson and kept it.**

Social desirability: too much extra change

			Freq.	Percent	Valid	Cum.
Valid	1	does not apply at all	793	28.9	29.3	29.3
	2		431	15.7	15.9	45.2
	3		188	6.9	6.9	52.1
	4		261	9.5	9.6	61.8
	5		316	11.5	11.7	73.4
	6		303	11.1	11.2	84.6
	7	applies completely	417	15.2	15.4	100.0
	Total		2709	98.8	100.0	
Missing	.a	no answer	17	0.6		
	.b	do not know	15	0.5		
	Total		32	1.2		
Total			2741	100.0		

**bv75e I am always honest.**

Social desirability: honesty to others

			Freq.	Percent	Valid	Cum.
Valid	1	does not apply at all	57	2.1	2.1	2.1
	2		137	5.0	5.0	7.1
	3		251	9.2	9.2	16.3
	4		386	14.1	14.1	30.4
	5		568	20.7	20.8	51.2
	6		957	34.9	35.1	86.3
	7	applies completely	374	13.6	13.7	100.0
	Total		2730	99.6	100.0	
Missing	.a	no answer	10	0.4		
	.b	do not know	1	0.0		
	Total		11	0.4		
Total			2741	100.0		

**bv75f I have never taken advantage of someone.**

Social desirability: exploitation of others

			Freq.	Percent	Valid	Cum.
Valid	1	does not apply at all	210	7.7	7.7	7.7
	2		292	10.7	10.7	18.4
	3		396	14.4	14.5	33.0
	4		394	14.4	14.5	47.4
	5		355	13.0	13.0	60.5
	6		625	22.8	23.0	83.4
	7	applies completely	451	16.5	16.6	100.0
	Total		2723	99.3	100.0	
Missing	.a	no answer	14	0.5		
	.b	do not know	4	0.1		
	Total		18	0.7		
Total			2741	100.0		

**bv76a Thinking about the last four weeks, how often did it happen that you felt unhappy and depressed?**

Health (psy.): depression/gloom

			Freq.	Percent	Valid	Cum.
Valid	1	often	544	19.8	19.9	19.9
	2	sometimes	969	35.4	35.5	55.4
	3	rarely	947	34.5	34.7	90.1
	4	never	269	9.8	9.9	100.0
	Total		2729	99.6	100.0	
Missing	.a	no answer	12	0.4		
Total			2741	100.0		



**bv76b** Thinking about the last four weeks, how often did it happen that health problems hampered you in your daily activities?

Health (phy.): physical problems

			Freq.	Percent	Valid	Cum.
Valid	1	often	364	13.3	13.3	13.3
	2	sometimes	607	22.1	22.3	35.6
	3	rarely	904	33.0	33.1	68.7
	4	never	853	31.1	31.3	100.0
	Total		2728	99.5	100.0	
Missing	.a	no answer	13	0.5		
Total			2741	100.0		

**bv77** How would you describe your health?

Health (subj.): general

			Freq.	Percent	Valid	Cum.
Valid	1	very good	483	17.6	17.7	17.7
	2	good	1248	45.5	45.7	63.4
	3	satisfactory	704	25.7	25.8	89.2
	4	poor	251	9.2	9.2	98.4
	5	bad	43	1.6	1.6	100.0
	Total		2729	99.6	100.0	
Missing	.a	no answer	12	0.4		
Total			2741	100.0		

**bv78a A person's general well-being depends on a variety of things. To what extent do the following areas affect your general well-being?**

*Please answer for all areas listed below by using the following scale: If you think that something does not affect your general well-being at all, indicate 1. If you think something very strongly affects your general well-being, indicate 7.*

**The possibilities to be physically and mentally active**

Importance: well-being: chances to be physically or mentally active

			Freq.	Percent	Valid	Cum.
Valid	1	not at all	12	0.4	0.4	0.4
	2		21	0.8	0.8	1.2
	3		45	1.6	1.7	2.9
	4		122	4.5	4.5	7.4
	5		394	14.4	14.5	21.9
	6		854	31.2	31.5	53.4
	7	very strongly	1265	46.2	46.6	100.0
	Total		2713	99.0	100.0	
Missing	.a	no answer	25	0.9		
	.b	do not know	3	0.1		
	Total		28	1.0		
Total			2741	100.0		

**bv78b Housing situation**

Importance: well-being: housing situation

			Freq.	Percent	Valid	Cum.
Valid	1	not at all	23	0.8	0.8	0.8
	2		35	1.3	1.3	2.1
	3		75	2.7	2.8	4.9
	4		200	7.3	7.4	12.3
	5		582	21.2	21.5	33.7
	6		1026	37.4	37.8	71.5
	7	very strongly	772	28.2	28.5	100.0
	Total		2713	99.0	100.0	
Missing	.a	no answer	25	0.9		
	.b	do not know	3	0.1		
	Total		28	1.0		
Total			2741	100.0		

**bv78c Health**

Importance: well-being: health condition

			Freq.	Percent	Valid	Cum.
Valid	1	not at all	8	0.3	0.3	0.3
	2		12	0.4	0.4	0.7
	3		19	0.7	0.7	1.4
	4		57	2.1	2.1	3.5
	5		176	6.4	6.5	10.0
	6		729	26.6	26.9	37.0
	7	very strongly	1708	62.3	63.0	100.0
	Total		2709	98.8	100.0	
Missing	.a	no answer	29	1.1		
	.b	do not know	3	0.1		
	Total		32	1.2		
Total			2741	100.0		

**bv78d An occupation's prestige in society**

Importance: well-being: standing of occupation

			Freq.	Percent	Valid	Cum.
Valid	1	not at all	162	5.9	6.0	6.0
	2		345	12.6	12.8	18.8
	3		421	15.4	15.6	34.4
	4		666	24.3	24.7	59.0
	5		631	23.0	23.4	82.4
	6		347	12.7	12.9	95.3
	7	very strongly	128	4.7	4.7	100.0
	Total		2700	98.5	100.0	
Missing	.a	no answer	34	1.2		
	.b	do not know	7	0.3		
	Total		41	1.5		
Total			2741	100.0		

**bv78e One's accomplishments compared to those of others**

Importance: well-being: comparison to others

			Freq.	Percent	Valid	Cum.
Valid	1	not at all	223	8.1	8.3	8.3
	2		390	14.2	14.4	22.7
	3		457	16.7	16.9	39.6
	4		592	21.6	21.9	61.6
	5		576	21.0	21.3	82.9
	6		339	12.4	12.6	95.4
	7	very strongly	123	4.5	4.6	100.0
	Total		2700	98.5	100.0	
Missing	.a	no answer	35	1.3		
	.b	do not know	6	0.2		
	Total		41	1.5		
Total			2741	100.0		

**bv78f The respect one receives from friends and acquaintances**

Importance: well-being: social approval from friends and acquaintances

			Freq.	Percent	Valid	Cum.
Valid	1	not at all	67	2.4	2.5	2.5
	2		118	4.3	4.4	6.9
	3		234	8.5	8.7	15.5
	4		482	17.6	17.9	33.4
	5		747	27.3	27.7	61.1
	6		765	27.9	28.3	89.4
	7	very strongly	286	10.4	10.6	100.0
	Total		2699	98.5	100.0	
Missing	.a	no answer	38	1.4		
	.b	do not know	4	0.1		
	Total		42	1.5		
Total			2741	100.0		

**bv78g    The respect one receives at work**

Importance: well-being: social approval at workplace

			Freq.	Percent	Valid	Cum.
Valid	1	not at all	51	1.9	1.9	1.9
	2		83	3.0	3.1	5.0
	3		170	6.2	6.3	11.3
	4		435	15.9	16.1	27.4
	5		819	29.9	30.4	57.8
	6		839	30.6	31.1	88.9
	7	very strongly	300	10.9	11.1	100.0
	Total		2697	98.4	100.0	
Missing	.a	no answer	38	1.4		
	.b	do not know	6	0.2		
	Total		44	1.6		
Total			2741	100.0		

**bv78h    The affection one receives from the own partner and family**

Importance: well-being: affection from partner and family

			Freq.	Percent	Valid	Cum.
Valid	1	not at all	11	0.4	0.4	0.4
	2		15	0.5	0.6	1.0
	3		16	0.6	0.6	1.6
	4		53	1.9	2.0	3.5
	5		121	4.4	4.5	8.0
	6		613	22.4	22.7	30.6
	7	very strongly	1877	68.5	69.4	100.0
	Total		2706	98.7	100.0	
Missing	.a	no answer	31	1.1		
	.b	do not know	4	0.1		
	Total		35	1.3		
Total			2741	100.0		

**bv79a And how satisfied are you with these areas of your life?**

*Please answer by using the following scale: 0 means “completely dissatisfied“ and 10 means “completely satisfied“. If you are somewhat dissatisfied / somewhat satisfied, use values in between.*

**How satisfied are you with your possibilities to be physically and mentally active?**

Satisfaction: physical and mental activity

			Freq.	Percent	Valid	Cum.
Valid	0	completely dissatisfied	26	0.9	1.0	1.0
	1		26	0.9	1.0	1.9
	2		61	2.2	2.2	4.2
	3		95	3.5	3.5	7.7
	4		96	3.5	3.5	11.2
	5		167	6.1	6.2	17.4
	6		209	7.6	7.7	25.1
	7		402	14.7	14.8	39.9
	8		665	24.3	24.5	64.4
	9		496	18.1	18.3	82.7
	10	completely satisfied	469	17.1	17.3	100.0
	Total		2712	98.9	100.0	
Missing	.a	no answer	26	0.9		
	.b	do not know	3	0.1		
	Total		29	1.1		
Total			2741	100.0		

**bv79b How satisfied are you with your housing situation?**

Satisfaction: housing situation

			Freq.	Percent	Valid	Cum.
Valid	0	completely dissatisfied	25	0.9	0.9	0.9
	1		17	0.6	0.6	1.5
	2		63	2.3	2.3	3.9
	3		86	3.1	3.2	7.0
	4		72	2.6	2.7	9.7
	5		137	5.0	5.0	14.7
	6		165	6.0	6.1	20.8
	7		321	11.7	11.8	32.7
	8		537	19.6	19.8	52.5
	9		620	22.6	22.9	75.3
	10	completely satisfied	670	24.4	24.7	100.0
	Total		2713	99.0	100.0	
Missing	.a	no answer	25	0.9		
	.b	do not know	3	0.1		
	Total		28	1.0		
Total			2741	100.0		

**bv79c How satisfied are you with your health?**

Satisfaction: health condition

			Freq.	Percent	Valid	Cum.
Valid	0	completely dissatisfied	47	1.7	1.7	1.7
	1		41	1.5	1.5	3.2
	2		72	2.6	2.7	5.9
	3		113	4.1	4.2	10.1
	4		94	3.4	3.5	13.5
	5		204	7.4	7.5	21.0
	6		220	8.0	8.1	29.2
	7		357	13.0	13.2	42.3
	8		618	22.5	22.8	65.1
	9		585	21.3	21.6	86.7
	10	completely satisfied	362	13.2	13.3	100.0
	Total		2713	99.0	100.0	
Missing	.a	no answer	25	0.9		
	.b	do not know	3	0.1		
	Total		28	1.0		
Total			2741	100.0		

**bv79d How satisfied are you with your occupation's prestige in society?**

Satisfaction: standing of occupation

			Freq.	Percent	Valid	Cum.
Valid	0	completely dissatisfied	53	1.9	2.0	2.0
	1		46	1.7	1.7	3.7
	2		96	3.5	3.6	7.3
	3		88	3.2	3.3	10.6
	4		157	5.7	5.9	16.5
	5		351	12.8	13.1	29.6
	6		304	11.1	11.4	41.0
	7		365	13.3	13.7	54.6
	8		535	19.5	20.0	74.7
	9		412	15.0	15.4	90.1
	10	completely satisfied	265	9.7	9.9	100.0
	Total		2672	97.5	100.0	
Missing	.a	no answer	40	1.5		
	.b	do not know	14	0.5		
	.c	not applicable	15	0.5		
	Total		69	2.5		
Total			2741	100.0		

**bv79e How satisfied are you with your accomplishments compared to those of others?**

Satisfaction: achievements in life in comparison to others

			Freq.	Percent	Valid	Cum.
Valid	0	completely dissatisfied	23	0.8	0.9	0.9
	1		24	0.9	0.9	1.8
	2		52	1.9	1.9	3.7
	3		81	3.0	3.0	6.7
	4		99	3.6	3.7	10.4
	5		264	9.6	9.8	20.2
	6		237	8.6	8.8	29.1
	7		416	15.2	15.5	44.5
	8		618	22.5	23.0	67.6
	9		526	19.2	19.6	87.2
	10	completely satisfied	345	12.6	12.8	100.0
	Total		2685	98.0	100.0	
Missing	.a	no answer	35	1.3		
	.b	do not know	15	0.5		
	.c	not applicable	6	0.2		
	Total		56	2.0		
Total			2741	100.0		

**bv79f How satisfied are you with the respect you receive from friends and acquaintances?**

Satisfaction: social approval from friends and acquaintances

			Freq.	Percent	Valid	Cum.
Valid	0	completely dissatisfied	8	0.3	0.3	0.3
	1		4	0.1	0.1	0.4
	2		29	1.1	1.1	1.5
	3		43	1.6	1.6	3.1
	4		63	2.3	2.3	5.4
	5		196	7.2	7.3	12.7
	6		204	7.4	7.6	20.3
	7		417	15.2	15.4	35.7
	8		698	25.5	25.8	61.5
	9		610	22.3	22.6	84.1
	10	completely satisfied	429	15.7	15.9	100.0
	Total		2701	98.5	100.0	
Missing	.a	no answer	29	1.1		
	.b	do not know	7	0.3		
	.c	not applicable	4	0.1		
	Total		40	1.5		
Total			2741	100.0		



**bv79g How satisfied are you with the respect you receive at work?**

Satisfaction: social approval at workplace

			Freq.	Percent	Valid	Cum.
Valid	0	completely dissatisfied	55	2.0	2.1	2.1
	1		57	2.1	2.1	4.2
	2		96	3.5	3.6	7.8
	3		114	4.2	4.3	12.1
	4		132	4.8	5.0	17.1
	5		286	10.4	10.8	27.9
	6		279	10.2	10.5	38.4
	7		418	15.2	15.7	54.1
	8		552	20.1	20.8	74.9
	9		441	16.1	16.6	91.5
	10	completely satisfied	225	8.2	8.5	100.0
	Total		2655	96.9	100.0	
Missing	.a	no answer	50	1.8		
	.b	do not know	9	0.3		
	.c	not applicable	27	1.0		
	Total		86	3.1		
Total			2741	100.0		

**bv79h How satisfied are you with the affection you receive from your partner and family?**

Satisfaction: affection from partner and family

			Freq.	Percent	Valid	Cum.
Valid	0	completely dissatisfied	18	0.7	0.7	0.7
	1		13	0.5	0.5	1.1
	2		27	1.0	1.0	2.1
	3		25	0.9	0.9	3.1
	4		42	1.5	1.6	4.6
	5		81	3.0	3.0	7.6
	6		82	3.0	3.0	10.7
	7		172	6.3	6.4	17.0
	8		417	15.2	15.4	32.5
	9		733	26.7	27.1	59.6
	10	completely satisfied	1091	39.8	40.4	100.0
	Total		2701	98.5	100.0	
Missing	.a	no answer	31	1.1		
	.b	do not know	5	0.2		
	.c	not applicable	4	0.1		
	Total		40	1.5		
Total			2741	100.0		

## 2.1.6 Your Family Situation (Module 7)

**bv80a** Let us now turn to your personal situation. The last time you participated in this study was in winter 2012/2013. A lot of things may have changed in your personal life in the past 4 years. We would like to know, which of the life events listed below have occurred in your life since the first time this survey was conducted in winter 2012/2013.

Compared to the first interview in winter 2012/2013, I live in a different neighborhood or a different city.

Event: move

			Freq.	Percent	Valid	Cum.
Valid	1	yes	769	28.1	28.3	28.3
	2	no	1951	71.2	71.7	100.0
	Total		2720	99.2	100.0	
Missing	.a	no answer	21	0.8		
Total			2741	100.0		

**bv80b** Compared to the first interview in winter 2012/2013, I have a different partner.

Event: new partner

			Freq.	Percent	Valid	Cum.
Valid	1	yes	596	21.7	22.1	22.1
	2	no	2106	76.8	77.9	100.0
	Total		2702	98.6	100.0	
Missing	.a	no answer	37	1.3		
	.b	do not know	2	0.1		
	Total		39	1.4		
Total			2741	100.0		

**bv80c** Since the first interview in winter 2012/2013, I became the mother/father of at least one child.

Event: became a mother / father

			Freq.	Percent	Valid	Cum.
Valid	1	yes	436	15.9	16.1	16.1
	2	no	2278	83.1	83.9	100.0
	Total		2714	99.0	100.0	
Missing	.a	no answer	26	0.9		
	.b	do not know	1	0.0		
	Total		27	1.0		
Total			2741	100.0		

**bv80d Since the first interview in winter 2012/2013, I got married.**

Event: marriage

			Freq.	Percent	Valid	Cum.
Valid	1	yes	280	10.2	10.3	10.3
	2	no	2429	88.6	89.7	100.0
	Total		2709	98.8	100.0	
Missing	.a	no answer	32	1.2		
Total			2741	100.0		

**bv80e Since the first interview in winter 2012/2013, I broke up with my partner.**

Event: separation

			Freq.	Percent	Valid	Cum.
Valid	1	yes	494	18.0	18.2	18.2
	2	no	2213	80.7	81.8	100.0
	Total		2707	98.8	100.0	
Missing	.a	no answer	34	1.2		
Total			2741	100.0		

**bv80f Since the first interview in winter 2012/2013, I had a serious illness or severe accident.**

Event: I had a serious illness / accident

			Freq.	Percent	Valid	Cum.
Valid	1	yes	398	14.5	14.6	14.6
	2	no	2320	84.6	85.4	100.0
	Total		2718	99.2	100.0	
Missing	.a	no answer	23	0.8		
Total			2741	100.0		

**bv80g Since the first interview in winter 2012/2013, someone living in the same household as me had a serious illness, severe accident, or has died.**

Event: household member had serious illness / accident

			Freq.	Percent	Valid	Cum.
Valid	1	yes	403	14.7	14.8	14.8
	2	no	2312	84.3	85.2	100.0
	Total		2715	99.1	100.0	
Missing	.a	no answer	25	0.9		
	.b	do not know	1	0.0		
	Total		26	0.9		
Total			2741	100.0		

**bv80h** Since the first interview in winter 2012/2013, a family member, who is not living in the same household as me, had a serious illness, severe accident, or has died.

Event: family member had serious illness / accident

			Freq.	Percent	Valid	Cum.
Valid	1	yes	1342	49.0	49.4	49.4
	2	no	1372	50.1	50.6	100.0
	Total		2714	99.0	100.0	
Missing	.a	no answer	24	0.9		
	.b	do not know	3	0.1		
	Total		27	1.0		
Total			2741	100.0		

**bv80i** Since the first interview in winter 2012/2013, a friend of mine, had a serious illness, severe accident, or has died.

Event: friend had serious illness / accident

			Freq.	Percent	Valid	Cum.
Valid	1	yes	865	31.6	31.9	31.9
	2	no	1848	67.4	68.1	100.0
	Total		2713	99.0	100.0	
Missing	.a	no answer	27	1.0		
	.b	do not know	1	0.0		
	Total		28	1.0		
Total			2741	100.0		

**bv81** What is your marital status?

Marital status

			Freq.	Percent	Valid	Cum.
Valid	1	married, living together with my spouse	1365	49.8	50.6	50.6
	2	civil union, living together with my spouse	87	3.2	3.2	53.8
	3	married, separated	54	2.0	2.0	55.8
	4	civil union, separated	10	0.4	0.4	56.1
	5	single	1036	37.8	38.4	94.5
	6	divorced/civil union dissolved	124	4.5	4.6	99.1
	7	widowed/partner from civil union deceased	24	0.9	0.9	100.0
	Total		2700	98.5	100.0	
Missing	.a	no answer	41	1.5		
Total			2741	100.0		

**bv82     Are you currently in a committed relationship?**

Relationship (permanent): yes/no

			Freq.	Percent	Valid	Cum.
Valid	1	yes	761	27.8	59.9	59.9
	2	no	509	18.6	40.1	100.0
	Total		1270	46.3	100.0	
Missing	.a	no answer	17	0.6		
	.b	do not know	2	0.1		
	.d	not applicable (Filter)	1452	53.0		
	Total		1471	53.7		
Total			2741	100.0		

**bv83     Does your partner live in the same household as you?**

Partner in same household: yes/no

			Freq.	Percent	Valid	Cum.
Valid	1	yes	453	16.5	60.2	60.2
	2	no	300	10.9	39.8	100.0
	Total		753	27.5	100.0	
Missing	.a	no answer	8	0.3		
	.d	not applicable (Filter)	1980	72.2		
	Total		1988	72.5		
Total			2741	100.0		

**bv84 What is the highest level of general education your partner has successfully completed?**

Partner: highest level of general education

			Freq.	Percent	Valid	Cum.
Valid	1	student in full-time general schooling	13	0.5	0.6	0.6
	2	left school without certificate of secondary education	39	1.4	1.8	2.4
	3	general education school leaving certificate obtained on completion of grade 8	281	10.3	12.7	15.1
	4	general education school leaving certificate obtained on completion of grade 10	690	25.2	31.2	46.3
	5	school leaving certificate obtained on completion of grade 12 from higher secondary or vocational school	242	8.8	11.0	57.3
	6	general or specialized higher education entrance qualification	844	30.8	38.2	95.5
	7	general higher education entrance qualification via second chance education	81	3.0	3.7	99.2
	8	other:	18	0.7	0.8	100.0
	Total		2208	80.6	100.0	
Missing	.a	no answer	4	0.1		
	.b	do not know	1	0.0		
	.d	not applicable (Filter)	528	19.3		
	Total		533	19.4		
Total			2741	100.0		

**bv84\_o Other:**

*Frequency distribution omitted.*

**bv85a What level of higher education or vocational degrees did your partner obtain? Which of the following applies to your partner?**

*Please indicate all that applies.*

**Still in vocational training (vocational preparation year, apprentice, trainee, intern, student)**

Partner: still in vocal training

			Freq.	Percent	Valid	Cum.
Valid	0	not mentioned	2648	96.6	96.6	96.6
	1	mentioned	93	3.4	3.4	100.0
	Total		2741	100.0	100.0	

**bv85b Student attending vocational school (“berufsorientierte Aufbau-, Fachschule o.Ä.”)**

Partner: student of vocational school

			Freq.	Percent	Valid	Cum.
Valid	0	not mentioned	2734	99.7	99.7	99.7
	1	mentioned	7	0.3	0.3	100.0
	Total		2741	100.0	100.0	

**bv85c No vocational certificate and currently not enrolled in vocational training**

Partner: no degree or completed apprenticeship

			Freq.	Percent	Valid	Cum.
Valid	0	not mentioned	2656	96.9	96.9	96.9
	1	mentioned	85	3.1	3.1	100.0
	Total		2741	100.0	100.0	

**bv85d Completed company-based vocational training**

Partner: completed vocational training

			Freq.	Percent	Valid	Cum.
Valid	0	not mentioned	1694	61.8	61.8	61.8
	1	mentioned	1047	38.2	38.2	100.0
	Total		2741	100.0	100.0	

**bv85e Completed school-based vocational training (“Berufsfachschule, Handelsschule, Vorbereitungsdienst für den mittleren Dienst in der öffentlichen Verwaltung“)**

Partner: completed full-time vocational school

			Freq.	Percent	Valid	Cum.
Valid	0	not mentioned	2542	92.7	92.7	92.7
	1	mentioned	199	7.3	7.3	100.0
	Total		2741	100.0	100.0	

**bv85f Completed school-based vocational training in former GDR**

Partner: vocational training GDR

			Freq.	Percent	Valid	Cum.
Valid	0	not mentioned	2704	98.7	98.7	98.7
	1	mentioned	37	1.3	1.3	100.0
	Total		2741	100.0	100.0	

**bv85g**    **Completed specialized or technical vocational college certificate; master(craftsman), technician or equivalent college certificate (“Ausbildung an einer Fach-, Meister-, Technikerschule, Berufs- oder Fachakademie abgeschlossen”)**

Partner: completed technical school for vocational education

			Freq.	Percent	Valid	Cum.
Valid	0	not mentioned	2476	90.3	90.3	90.3
	1	mentioned	265	9.7	9.7	100.0
	Total		2741	100.0	100.0	

**bv85h**    **Bachelor’s degree (University or “Fachhochschule”)**

Partner: Bachelor at technical college

			Freq.	Percent	Valid	Cum.
Valid	0	not mentioned	2625	95.8	95.8	95.8
	1	mentioned	116	4.2	4.2	100.0
	Total		2741	100.0	100.0	

**bv85i**    **“Diplom“ or Master’s degree completed at “Fachhochschule”**

Partner: polytechnic degree (Diploma, Master)

			Freq.	Percent	Valid	Cum.
Valid	0	not mentioned	2550	93.0	93.0	93.0
	1	mentioned	191	7.0	7.0	100.0
	Total		2741	100.0	100.0	

**bv85j**    **University degree (e.g. Master’s degree, “Diplom”, “Magister”, “Staatsexamen”)**

Partner: university degree (Diploma, Master)

			Freq.	Percent	Valid	Cum.
Valid	0	not mentioned	2351	85.8	85.8	85.8
	1	mentioned	390	14.2	14.2	100.0
	Total		2741	100.0	100.0	

**bv85k**    **Doctoral degree**

Partner: doctoral studies

			Freq.	Percent	Valid	Cum.
Valid	0	not mentioned	2686	98.0	98.0	98.0
	1	mentioned	55	2.0	2.0	100.0
	Total		2741	100.0	100.0	



**bv85l Other higher education or vocational degrees:**

Partner: other vocational degree

			Freq.	Percent	Valid	Cum.
Valid	0	not mentioned	2693	98.2	98.2	98.2
	1	mentioned	48	1.8	1.8	100.0
	Total		2741	100.0	100.0	

**bv85l.o Other higher education or vocational degrees:***Frequency distribution omitted.***bv85\_wn Do not know**

Partner: no answer

			Freq.	Percent	Valid	Cum.
Valid	0	not mentioned	2730	99.6	99.6	99.6
	1	mentioned	11	0.4	0.4	100.0
	Total		2741	100.0	100.0	

**bv85\_ka No answer**

Partner: do not know

			Freq.	Percent	Valid	Cum.
Valid	0	not mentioned	2741	100.0	100.0	100.0

**bv86 Thinking about your partner's current job situation, which of the following applies to him/her?**

*Please note that the term "employment" means all kinds of paid activities or activities that are associated with income from work. In case of more than one activity, please refer to his/her main activity.*

Partner: employment situation

			Freq.	Percent	Valid	Cum.
Valid	1	full-time employed	1346	49.1	61.1	61.1
	2	part-time employed	369	13.5	16.7	77.8
	3	partial retirement (in working phase)	3	0.1	0.1	78.0
	4	partial retirement (in passive phase)	6	0.2	0.3	78.3
	5	Marginally employed, 450-Euro-Job, Minijob	68	2.5	3.1	81.3
	7	occasionally or irregularly employed	12	0.4	0.5	81.9
	8	in vocational training/apprenticeship	25	0.9	1.1	83.0
	9	in occupational/professional education or retraining	8	0.3	0.4	83.4
	12	maternity leave, child rearing leave, parental leave or any other leave of absence (excluding partial retirement)	59	2.2	2.7	86.1
	14	college/university student	59	2.2	2.7	88.7
	15	retired	88	3.2	4.0	92.7
	16	unemployed	28	1.0	1.3	94.0
	17	permanently unable to work	24	0.9	1.1	95.1
	18	homemakers	65	2.4	3.0	98.0
	19	other	43	1.6	2.0	100.0
	Total		2203	80.4	100.0	
Missing	.a	no answer	10	0.4		
	.d	not applicable (Filter)	528	19.3		
	Total		538	19.6		
Total			2741	100.0		

**bv86\_o Others:**

*Frequency distribution omitted.*

**bv87 Has your partner ever been employed full-time or part-time?**

Partner: former employment: yes/no

			Freq.	Percent	Valid	Cum.
Valid	1	yes	402	14.7	83.8	83.8
	2	no	78	2.8	16.2	100.0
	Total		480	17.5	100.0	
Missing	.a	no answer	9	0.3		
	.d	not applicable (Filter)	2252	82.2		
	Total		2261	82.5		
Total			2741	100.0		

**bv88a Please indicate the month and year until which your partner was employed full-time or part-time.**

**Month**

Partner: former employment: until month

			Freq.	Percent	Valid	Cum.
Valid	1	January	27	1.0	7.9	7.9
	2	February	23	0.8	6.7	14.6
	3	March	22	0.8	6.4	21.0
	4	April	17	0.6	5.0	25.9
	5	May	31	1.1	9.0	35.0
	6	June	33	1.2	9.6	44.6
	7	July	26	0.9	7.6	52.2
	8	August	40	1.5	11.7	63.8
	9	September	25	0.9	7.3	71.1
	10	October	27	1.0	7.9	79.0
	11	November	17	0.6	5.0	84.0
	12	December	55	2.0	16.0	100.0
	Total		343	12.5	100.0	
Missing	.a	no answer	54	2.0		
	.b	do not know	5	0.2		
	.d	not applicable (Filter)	2339	85.3		
	Total		2398	87.5		
Total			2741	100.0		

**bv88b Year**

Partner: former employment: until year

			Freq.	Percent	Valid	Cum.
Valid	1980		2	0.1	0.5	0.5
	1981		1	0.0	0.3	0.8
	1982		3	0.1	0.8	1.6
	1986		1	0.0	0.3	1.9
	1987		4	0.1	1.1	3.0
	1988		3	0.1	0.8	3.8
	1989		4	0.1	1.1	4.9
	1990		2	0.1	0.5	5.5
	:					
	2010		14	0.5	3.8	34.2
	2011		16	0.6	4.4	38.5
	2012		16	0.6	4.4	42.9
	2013		27	1.0	7.4	50.3
	2014		32	1.2	8.7	59.0
	2015		50	1.8	13.7	72.7
	2016		84	3.1	23.0	95.6
	2017		16	0.6	4.4	100.0
	Total		366	13.4	100.0	
Missing	.a	no answer	32	1.2		
	.b	do not know	4	0.1		
	.d	not applicable (Filter)	2339	85.3		
	Total		2375	86.6		
Total			2741	100.0		

**bv89 Is or was your partner's contract a fixed-term or permanent contract?**

Partner: type of employment contract

			Freq.	Percent	Valid	Cum.
Valid	1	fixed-term contract	267	9.7	12.8	12.8
	2	permanent contract	1658	60.5	79.8	92.6
	3	My partner does not have an employment contract	153	5.6	7.4	100.0
	Total		2078	75.8	100.0	
Missing	.a	no answer	43	1.6		
	.b	do not know	5	0.2		
	.d	not applicable (Filter)	615	22.4		
	Total		663	24.2		
Total			2741	100.0		

**bv90a What is (or was) your partner's main occupation?**

Partner: Occupation: yes/no

			Freq.	Percent	Valid	Cum.
Valid	1	mentioned	2038	74.4	100.0	100.0
Missing	.a	no answer	86	3.1		
	.b	do not know	2	0.1		
	.d	not applicable (Filter)	615	22.4		
	Total		703	25.6		
Total			2741	100.0		

**bv90a\_o What is (or was) your partner's main occupation?***Frequency distribution omitted.***bv90b Please describe this position in detail:**

Partner: Occupation description: yes/no

			Freq.	Percent	Valid	Cum.
Valid	1	mentioned	1465	53.4	100.0	100.0
Missing	.a	no answer	591	21.6		
	.b	do not know	70	2.6		
	.d	not applicable (Filter)	615	22.4		
	Total		1276	46.6		
Total			2741	100.0		

**bv90b\_o Please describe this position in detail:***Frequency distribution omitted.***bv90c Does this occupation have a special name?**

Partner: Occupation: special name: yes/no

			Freq.	Percent	Valid	Cum.
Valid	1	Yes, it is called:	288	10.5	15.9	15.9
	2	No	1521	55.5	84.1	100.0
	Total		1809	66.0	100.0	
Missing	.a	no answer	292	10.7		
	.b	do not know	25	0.9		
	.d	not applicable (Filter)	615	22.4		
	Total		932	34.0		
Total			2741	100.0		

**bv90c\_o Does this occupation have a special name?***Frequency distribution omitted.***bv91 What is your partners current occupational status?***In case of more than one activity, please refer to his/her main activity.*

Partner: occupational status

			Freq.	Percent	Valid	Cum.
Valid	11	untrained worker	38	1.4	1.8	1.8
	12	trained worker	78	2.8	3.8	5.6
	13	trained and employed as skilled worker	220	8.0	10.6	16.3
	14	foreman	24	0.9	1.2	17.4
	15	master craftsman	22	0.8	1.1	18.5
	21	self-employed farmer	5	0.2	0.2	18.7
	22	free-lance professional, independent scholar	52	1.9	2.5	21.2
	23	other self-employed	105	3.8	5.1	26.3
	:					
	43	employee with simple duties (with training/education certificate)	267	9.7	12.9	45.2
	44	employee with qualified duties (e.g. administrative assistant, accountant, technical draftsman)	540	19.7	26.1	71.3
	45	employee with highly qualified or managerial duties (e.g. scientist, engineer, head of department)	419	15.3	20.3	91.6
	46	employee with extensive managerial duties (e.g. managing director, manager, CEO of large firm or corporation)	43	1.6	2.1	93.7
	51	civil servant: lower level	1	0.0	0.0	93.7
	52	civil servant: middle level	41	1.5	2.0	95.7
	53	civil servant: upper level	59	2.2	2.9	98.5
	54	civil servant: executive level	30	1.1	1.5	100.0
	Total		2066	75.4	100.0	
Missing	.a	no answer	54	2.0		
	.b	do not know	6	0.2		
	.d	not applicable (Filter)	615	22.4		
	Total		675	24.6		
Total			2741	100.0		

**bv91a Self-employed (including family members working for self-employed relative)**

*Number of employees*

Partner: self-employment: number of employees

			Freq.	Percent	Valid	Cum.
Valid	1	none	78	2.8	50.3	50.3
	2	1-9	59	2.2	38.1	88.4
	3	10 and more	18	0.7	11.6	100.0
	Total		155	5.7	100.0	
Missing	.a	no answer	6	0.2		
	.b	do not know	1	0.0		
	.c	not applicable	1992	72.7		
	.d	not applicable (Filter)	587	21.4		
	Total		2586	94.3		
Total			2741	100.0		

**bv92 Are you more or less familiar with your partner's income from work?**

Partner: earned income

			Freq.	Percent	Valid	Cum.
Valid	1	yes	1855	67.7	88.8	88.8
	2	no	140	5.1	6.7	95.5
	3	My partner does not have an income from work	94	3.4	4.5	100.0
	Total		2089	76.2	100.0	
Missing	.		28	1.0		
	.a	no answer	30	1.1		
	.b	do not know	7	0.3		
	.d	not applicable (Filter)	587	21.4		
	Total		652	23.8		
Total			2741	100.0		

**bv93      How often have you talked to your partner about your earnings in the past year?**

Frequency: talks about income with partner

			Freq.	Percent	Valid	Cum.
Valid	1	often	618	22.5	31.6	31.6
	2	sometimes	764	27.9	39.0	70.6
	3	rarely	480	17.5	24.5	95.1
	4	never	96	3.5	4.9	100.0
	Total		1958	71.4	100.0	
Missing	.a	no answer	73	2.7		
	.b	do not know	1	0.0		
	.d	not applicable (Filter)	709	25.9		
	Total		783	28.6		
Total			2741	100.0		

**bv94a      In total, how many people live in your household? Please include yourself!**

Household: number of persons

			Freq.	Percent	Valid	Cum.
Valid	1		445	16.2	16.3	16.3
	2		1008	36.8	37.0	53.3
	3		586	21.4	21.5	74.8
	4		509	18.6	18.7	93.5
	5		132	4.8	4.8	98.3
	6		35	1.3	1.3	99.6
	7		6	0.2	0.2	99.9
	8		1	0.0	0.0	99.9
	9		2	0.1	0.1	100.0
	10		1	0.0	0.0	100.0
	Total		2725	99.4	100.0	
Missing	.a	no answer	16	0.6		
Total			2741	100.0		



**bv94b How many of them are 15 years or younger?**

Household: number of persons under 15 years

			Freq.	Percent	Valid	Cum.
Valid	0		1288	47.0	59.5	59.5
	1		457	16.7	21.1	80.6
	2		344	12.6	15.9	96.4
	3		59	2.2	2.7	99.2
	4		15	0.5	0.7	99.9
	5		1	0.0	0.0	99.9
	6		1	0.0	0.0	100.0
	7		1	0.0	0.0	100.0
	Total		2166	79.0	100.0	
Missing	.a	no answer	128	4.7		
	.b	do not know	2	0.1		
	.d	not applicable (Filter)	445	16.2		
	Total		575	21.0		
Total			2741	100.0		

**bv95 Do you have biological children?**

Children (biological): yes/no

			Freq.	Percent	Valid	Cum.
Valid	1	yes	1507	55.0	55.3	55.3
	2	no	1216	44.4	44.7	100.0
	Total		2723	99.3	100.0	
Missing	.a	no answer	17	0.6		
	.b	do not know	1	0.0		
	Total		18	0.7		
Total			2741	100.0		

**bv96      How many biological children do you have?**

Children (biological): number

			Freq.	Percent	Valid	Cum.
Valid	1		522	19.0	35.3	35.3
	2		717	26.2	48.5	83.9
	3		189	6.9	12.8	96.7
	4		36	1.3	2.4	99.1
	5		7	0.3	0.5	99.6
	6		3	0.1	0.2	99.8
	7		2	0.1	0.1	99.9
	8		1	0.0	0.1	100.0
	Total		1477	53.9	100.0	
Missing	.a	no answer	47	1.7		
	.b	do not know	1	0.0		
	.d	not applicable (Filter)	1216	44.4		
	Total		1264	46.1		
Total			2741	100.0		

**bv97      And how many of your biological children live in your household?**

Children (biological): number in household

			Freq.	Percent	Valid	Cum.
Valid	0		401	14.6	27.3	27.3
	1		528	19.3	36.0	63.3
	2		433	15.8	29.5	92.8
	3		83	3.0	5.7	98.5
	4		18	0.7	1.2	99.7
	5		2	0.1	0.1	99.9
	7		2	0.1	0.1	100.0
	Total		1467	53.5	100.0	
Missing	.a	no answer	58	2.1		
	.d	not applicable (Filter)	1216	44.4		
	Total		1274	46.5		
Total			2741	100.0		

**bv98      About how many books do you currently have in your household?**

Books: number in household

			Freq.	Percent	Valid	Cum.
Valid	1	less than 10	81	3.0	3.0	3.0
	2	10 to 50	555	20.2	20.4	23.4
	3	51 to 100	560	20.4	20.6	43.9
	4	101 to 200	560	20.4	20.6	64.5
	5	201 to 500	613	22.4	22.5	87.0
	6	501 to 1.000	256	9.3	9.4	96.4
	7	1.001 or more	98	3.6	3.6	100.0
	Total		2723	99.3	100.0	
Missing	.a	no answer	17	0.6		
	.b	do not know	1	0.0		
	Total		18	0.7		
Total			2741	100.0		

**bv99      What is the total net income of your household?**

*Please add up all incomes received by you or other members of the household. This also includes rental income as well as income from pensions, unemployment and welfare benefits, child and housing allowances and any other regular income. If you have roommates, please only include income from those household members who you share financial responsibilities with.*

Household net income: monthly

		Freq.	Percent	Valid	Cum.
Valid	212	1	0.0	0.0	0.0
	400	3	0.1	0.1	0.2
	409	1	0.0	0.0	0.2
	430	1	0.0	0.0	0.2
	450	5	0.2	0.2	0.4
	500	1	0.0	0.0	0.5
	510	1	0.0	0.0	0.5
	555	1	0.0	0.0	0.6
	:				
	20000	3	0.1	0.1	99.7
	22000	1	0.0	0.0	99.8
	25000	1	0.0	0.0	99.8
	26500	1	0.0	0.0	99.8
	30000	1	0.0	0.0	99.9
	38000	1	0.0	0.0	99.9
	40000	1	0.0	0.0	100.0
	50000	1	0.0	0.0	100.0
	Total	2476	90.3	100.0	
Missing	.a      no answer	199	7.3		
	.b      do not know	66	2.4		
	Total	265	9.7		
Total		2741	100.0		

**bv100 What is the minimum monthly net income of your household that would be necessary to cover all expenses?**

*Please state the amount necessary to cover housing, food, clothing, heating and other basic needs.*

Household net income: needed

		Freq.	Percent	Valid	Cum.
Valid	200	1	0.0	0.0	0.0
	400	4	0.1	0.2	0.2
	420	1	0.0	0.0	0.2
	500	8	0.3	0.3	0.6
	550	3	0.1	0.1	0.7
	555	1	0.0	0.0	0.7
	560	1	0.0	0.0	0.8
	600	7	0.3	0.3	1.1
	:				
	9000	4	0.1	0.2	99.6
	10000	5	0.2	0.2	99.8
	12000	1	0.0	0.0	99.8
	14000	1	0.0	0.0	99.8
	16800	1	0.0	0.0	99.9
	18000	1	0.0	0.0	99.9
	35000	1	0.0	0.0	100.0
	50000	1	0.0	0.0	100.0
	Total	2467	90.0	100.0	
Missing	.a no answer	217	7.9		
	.b do not know	57	2.1		
	Total	274	10.0		
Total		2741	100.0		

**bv101a From what sources do you currently receive your household income? Please state all sources of income that apply to your household.**

*Please indicate all that applies.*

**Your own income from work**

Source of HH-Income: own employment

		Freq.	Percent	Valid	Cum.
Valid	0 not mentioned	261	9.5	9.5	9.5
	1 mentioned	2480	90.5	90.5	100.0
	Total	2741	100.0	100.0	

**bv101b Income from work received by your partner or another person**

Source of HH-Income: employment of other person

			Freq.	Percent	Valid	Cum.
Valid	0	not mentioned	1220	44.5	44.5	44.5
	1	mentioned	1521	55.5	55.5	100.0
	Total		2741	100.0	100.0	

**bv101c Your own pension**

Source of HH-Income: own pension

			Freq.	Percent	Valid	Cum.
Valid	0	not mentioned	2690	98.1	98.1	98.1
	1	mentioned	51	1.9	1.9	100.0
	Total		2741	100.0	100.0	

**bv101d Pension received by your partner or another person**

Source of HH-Income: pension of other person

			Freq.	Percent	Valid	Cum.
Valid	0	not mentioned	2587	94.4	94.4	94.4
	1	mentioned	154	5.6	5.6	100.0
	Total		2741	100.0	100.0	

**bv101e Income from financial or property assets**

Source of HH-Income: assets or rental revenues

			Freq.	Percent	Valid	Cum.
Valid	0	not mentioned	2457	89.6	89.6	89.6
	1	mentioned	284	10.4	10.4	100.0
	Total		2741	100.0	100.0	

**bv101f Child allowance (“Kindergerld”)**

Source of HH-Income: child allowance

			Freq.	Percent	Valid	Cum.
Valid	0	not mentioned	1749	63.8	63.8	63.8
	1	mentioned	992	36.2	36.2	100.0
	Total		2741	100.0	100.0	

**bv101g Unemployment benefits (“Arbeitslosengeld I”)**

Source of HH-Income: unemployment benefit I

			Freq.	Percent	Valid	Cum.
Valid	0	not mentioned	2688	98.1	98.1	98.1
	1	mentioned	53	1.9	1.9	100.0
	Total		2741	100.0	100.0	

**bv101h Unemployment benefits (“Arbeitslosengeld II / Hartz IV”)**

Source of HH-Income: unemployment benefit II

			Freq.	Percent	Valid	Cum.
Valid	0	not mentioned	2679	97.7	97.7	97.7
	1	mentioned	62	2.3	2.3	100.0
	Total		2741	100.0	100.0	

**bv101i Other state benefits (e.g. housing allowance “Wohngeld”)**

Source of HH-Income: other state benefits

			Freq.	Percent	Valid	Cum.
Valid	0	not mentioned	2668	97.3	97.3	97.3
	1	mentioned	73	2.7	2.7	100.0
	Total		2741	100.0	100.0	

**bv101j Other sources:**

Source of HH-Income: other source

			Freq.	Percent	Valid	Cum.
Valid	0	no	2352	85.8	85.8	85.8
	1	yes	389	14.2	14.2	100.0
	Total		2741	100.0	100.0	

**bv101\_ Do not know  
wn**

Source of HH-Income: don't know

			Freq.	Percent	Valid	Cum.
Valid	0	not mentioned	2741	100.0	100.0	100.0

**bv101\_ No answer**  
**ka**

Source of HH-Income: no statement

			Freq.	Percent	Valid	Cum.
Valid	0	not mentioned	2728	99.5	99.5	99.5
	1	mentioned	13	0.5	0.5	100.0
	Total		2741	100.0	100.0	

**bv101\_o Other sources:**

*Frequency distribution omitted.*

**bv102 Thinking about the total amount of state benefits that you receive (child and housing allowances, unemployment benefits, etc.), would you say this amount is just, unjustly too low, or unjustly too high?**

*Please use the following scale ranging from -5 und +5.*

Justice rating: governmental benefits

			Freq.	Percent	Valid	Cum.
Valid	-5	unjustly too low	66	2.4	5.9	5.9
	-4		58	2.1	5.2	11.1
	-3		136	5.0	12.2	23.4
	-2		165	6.0	14.8	38.2
	-1		113	4.1	10.2	48.3
	0	just	536	19.6	48.2	96.5
	1		12	0.4	1.1	97.6
	2		12	0.4	1.1	98.7
	3		10	0.4	0.9	99.6
	4		5	0.2	0.4	100.0
	5	unjustly too high	0	0.0	0.0	100.0
	Total		1113	40.6	100.0	
Missing	.a	no answer	56	2.0		
	.b	do not know	24	0.9		
	.d	not applicable (Filter)	1548	56.5		
	Total		1628	59.4		
Total			2741	100.0		



**bv103** Do you usually have an amount of money left at the end of the month that you can put aside for larger purchases, emergency expenses or asset accumulation?

Reserve of money: yes/no

			Freq.	Percent	Valid	Cum.
Valid	1	yes	2094	76.4	77.2	77.2
	2	no	619	22.6	22.8	100.0
	Total		2713	99.0	100.0	
Missing	.a	no answer	25	0.9		
	.b	do not know	3	0.1		
	Total		28	1.0		
Total			2741	100.0		

**bv104** What is your tax bracket?

Tax class

			Freq.	Percent	Valid	Cum.
Valid	1	I	1135	41.4	42.0	42.0
	2	II	82	3.0	3.0	45.0
	3	III	506	18.5	18.7	63.7
	4	IV	490	17.9	18.1	81.8
	5	V	301	11.0	11.1	92.9
	6	VI	12	0.4	0.4	93.4
	7	I don't know	179	6.5	6.6	100.0
	Total		2705	98.7	100.0	
Missing	.a	no answer	36	1.3		
Total			2741	100.0		

**bv105** If there was a general election next Sunday, which party would you vote for?

*Please state the party that would receive your vote.*

Voting intention

			Freq.	Percent	Valid	Cum.
Valid	1	Christian Democratic Union ("CDU")/Christian Social Union ("CSU")	584	21.3	30.1	30.1
	2	Social Democratic Party ("SPD")	483	17.6	24.9	55.0
	3	The Left ("DIE LINKE")	153	5.6	7.9	62.9
	4	The Greens ("BÜNDNIS 90/ DIE GRÜNEN")	240	8.8	12.4	75.3
	5	Free Democratic Party ("FDP")	90	3.3	4.6	79.9
	6	Alternative for Germany ("AFD")	120	4.4	6.2	86.1
	7	The Pirate Party ("DIE PIRATENPARTEI")	18	0.7	0.9	87.0
	8	National Democratic Party ("NPD")	5	0.2	0.3	87.3
	95	other party	28	1.0	1.4	88.7
	96	I am not eligible to vote	138	5.0	7.1	95.8
	97	I would not vote at all	20	0.7	1.0	96.9
	98	I don't know	61	2.2	3.1	100.0
	Total		1940	70.8	100.0	
Missing	.a	no answer	619	22.6		
	.b	do not know	182	6.6		
	Total		801	29.2		
Total			2741	100.0		

**bv105\_o Other party:**

*Frequency distribution omitted.*

## 2.1.7 Your Personal Details (Module 8)

**bv106 Are you ...?**

Gender

			Freq.	Percent	Valid	Cum.
Valid	1	female	1419	51.8	51.9	51.9
	2	male	1315	48.0	48.1	100.0
	Total		2734	99.7	100.0	
Missing	.a	no answer	7	0.3		
Total			2741	100.0		

**bv107a Please indicate what year and month you were born in.**

Month

Birth month

			Freq.	Percent	Valid	Cum.
Valid	1	January	253	9.2	9.3	9.3
	2	February	212	7.7	7.8	17.2
	3	March	242	8.8	8.9	26.1
	4	April	240	8.8	8.9	34.9
	5	May	244	8.9	9.0	43.9
	6	June	236	8.6	8.7	52.7
	7	July	217	7.9	8.0	60.7
	8	August	229	8.4	8.5	69.1
	9	September	223	8.1	8.2	77.3
	10	October	196	7.2	7.2	84.6
	11	November	210	7.7	7.7	92.3
	12	December	208	7.6	7.7	100.0
	Total		2710	98.9	100.0	
Missing	.a	no answer	31	1.1		
Total			2741	100.0		

**bv107b Year**

Birth year			Freq.	Percent	Valid	Cum.
Valid	1950		1	0.0	0.0	0.0
	1954		45	1.6	1.7	1.7
	1955		43	1.6	1.6	3.3
	1956		57	2.1	2.1	5.4
	1957		56	2.0	2.1	7.4
	1958		51	1.9	1.9	9.3
	1959		57	2.1	2.1	11.4
	1960		60	2.2	2.2	13.6
	:					
	1989		91	3.3	3.3	87.9
	1990		89	3.2	3.3	91.2
	1991		87	3.2	3.2	94.4
	1992		87	3.2	3.2	97.6
	1993		63	2.3	2.3	99.9
	1994		1	0.0	0.0	99.9
	1998		1	0.0	0.0	100.0
	1999		1	0.0	0.0	100.0
Total			2724	99.4	100.0	
Missing	.a	no answer	17	0.6		
Total			2741	100.0		

**bv108a Do you belong to a church or religious community?**

Religious community: membership				Freq.	Percent	Valid	Cum.
Valid	1	Roman Catholic Church		811	29.6	29.7	29.7
	2	German Protestant Church (excluding free churches "Freikirchen")		769	28.1	28.1	57.8
	3	a protestant free church ("evangelische Freikirche")		42	1.5	1.5	59.3
	4	another christian denomination		43	1.6	1.6	60.9
	5	a muslim denomination		34	1.2	1.2	62.2
	6	another religious denomination:		28	1.0	1.0	63.2
	7	no religious affiliation		1006	36.7	36.8	100.0
	Total			2733	99.7	100.0	
Missing	.a	no answer		8	0.3		
Total				2741	100.0		

**bv108\_o Another religious denomination:**

*Frequency distribution omitted.*

**bv109**    **Regardless of whether you belong to a particular religion, how religious would you say you are?**

Religiousness

			Freq.	Percent	Valid	Cum.
Valid	0	not at all religious	599	21.9	21.9	21.9
	1		269	9.8	9.8	31.8
	2		333	12.1	12.2	43.9
	3		226	8.2	8.3	52.2
	4		141	5.1	5.2	57.4
	5		300	10.9	11.0	68.3
	6		227	8.3	8.3	76.7
	7		254	9.3	9.3	85.9
	8		224	8.2	8.2	94.1
	9		85	3.1	3.1	97.3
	10	very religious	75	2.7	2.7	100.0
	Total		2733	99.7	100.0	
Missing	.a	no answer	7	0.3		
	.b	do not know	1	0.0		
	Total		8	0.3		
Total			2741	100.0		

**bv110a**    **People may hold quite different views on the meaning of surveys. Please indicate to what extent you agree or disagree with the following statements.**

*Please use the following scale: 1 means you strongly disagree. 7 means you strongly agree.*

**Surveys are very important for science, politics and economy.**

Surveys: important for science, politics, economy

			Freq.	Percent	Valid	Cum.
Valid	1	strongly disagree	19	0.7	0.7	0.7
	2		32	1.2	1.2	1.9
	3		82	3.0	3.0	4.9
	4		272	9.9	10.0	14.9
	5		556	20.3	20.4	35.3
	6		835	30.5	30.6	65.9
	7	strongly agree	930	33.9	34.1	100.0
	Total		2726	99.5	100.0	
Missing	.a	no answer	12	0.4		
	.b	do not know	3	0.1		
	Total		15	0.5		
Total			2741	100.0		

**bv110b Surveys bring variety and are interesting.**

Surveys: variety

			Freq.	Percent	Valid	Cum.
Valid	1	strongly disagree	154	5.6	5.7	5.7
	2		205	7.5	7.5	13.2
	3		273	10.0	10.0	23.2
	4		532	19.4	19.6	42.8
	5		618	22.5	22.7	65.5
	6		549	20.0	20.2	85.7
	7	strongly agree	388	14.2	14.3	100.0
	Total		2719	99.2	100.0	
Missing	.a	no answer	20	0.7		
	.b	do not know	2	0.1		
	Total		22	0.8		
Total			2741	100.0		

**bv110c In most cases survey results are correct.**

Surveys: correct results

			Freq.	Percent	Valid	Cum.
Valid	1	strongly disagree	41	1.5	1.5	1.5
	2		119	4.3	4.4	6.0
	3		268	9.8	10.0	15.9
	4		805	29.4	29.9	45.9
	5		783	28.6	29.1	75.0
	6		499	18.2	18.6	93.6
	7	strongly agree	173	6.3	6.4	100.0
	Total		2688	98.1	100.0	
Missing	.a	no answer	25	0.9		
	.b	do not know	28	1.0		
	Total		53	1.9		
Total			2741	100.0		

**bv110d Survey participants usually say their true opinion.**

Surveys: true opinion

			Freq.	Percent	Valid	Cum.
Valid	1	strongly disagree	24	0.9	0.9	0.9
	2		66	2.4	2.4	3.3
	3		215	7.8	8.0	11.3
	4		561	20.5	20.8	32.1
	5		630	23.0	23.3	55.4
	6		827	30.2	30.6	86.0
	7	strongly agree	378	13.8	14.0	100.0
	Total		2701	98.5	100.0	
Missing	.a	no answer	14	0.5		
	.b	do not know	26	0.9		
	Total		40	1.5		
Total			2741	100.0		

**bv111a Finally, we are interested in your general attitude towards justice. How important is justice for you in the following areas of your life?**

*Please use the following scale. 1 means “not at all important” and 7 means you “very important”.*

**How important is justice for you in your partnership and family?**

Justice: importance: in relationship and family

			Freq.	Percent	Valid	Cum.
Valid	1	not at all important	10	0.4	0.4	0.4
	2		7	0.3	0.3	0.6
	3		9	0.3	0.3	1.0
	4		28	1.0	1.0	2.0
	5		83	3.0	3.1	5.1
	6		541	19.7	20.0	25.0
	7	very important	2033	74.2	75.0	100.0
	Total		2711	98.9	100.0	
Missing	.a	no answer	30	1.1		
Total			2741	100.0		

**bv111b How important is justice for you in your group of friends?**

Justice: importance: in group of friends

			Freq.	Percent	Valid	Cum.
Valid	1	not at all important	10	0.4	0.4	0.4
	2		14	0.5	0.5	0.9
	3		16	0.6	0.6	1.5
	4		73	2.7	2.7	4.2
	5		255	9.3	9.4	13.6
	6		784	28.6	28.9	42.5
	7	very important	1557	56.8	57.5	100.0
	Total		2709	98.8	100.0	
Missing	.a	no answer	31	1.1		
	.b	do not know	1	0.0		
	Total		32	1.2		
Total			2741	100.0		

**bv111c How important is justice for you at your workplace?**

Justice: importance: at workplace

			Freq.	Percent	Valid	Cum.
Valid	1	not at all important	8	0.3	0.3	0.3
	2		4	0.1	0.1	0.4
	3		12	0.4	0.4	0.9
	4		67	2.4	2.5	3.4
	5		284	10.4	10.5	13.8
	6		858	31.3	31.7	45.5
	7	very important	1476	53.8	54.5	100.0
	Total		2709	98.8	100.0	
Missing	.a	no answer	32	1.2		
Total			2741	100.0		

**bv111d How important is justice for you in society?**

Justice: importance: in society

			Freq.	Percent	Valid	Cum.
Valid	1	not at all important	15	0.5	0.6	0.6
	2		6	0.2	0.2	0.8
	3		23	0.8	0.8	1.6
	4		94	3.4	3.5	5.1
	5		378	13.8	13.9	19.0
	6		788	28.7	29.1	48.1
	7	very important	1408	51.4	51.9	100.0
	Total		2712	98.9	100.0	
Missing	.a	no answer	29	1.1		
Total			2741	100.0		



**bv112** Finally, we would like to ask you how satisfied or dissatisfied you are with your life in general?

*Please answer by using the following scale: 0 means „completely dissatisfied“ and 10 means “completely satisfied “. If your somewhat satisfied / somewhat dissatisfied use values in between.*

Life satisfaction

			Freq.	Percent	Valid	Cum.
Valid	0	completely dissatisfied	16	0.6	0.6	0.6
	1		12	0.4	0.4	1.0
	2		27	1.0	1.0	2.0
	3		54	2.0	2.0	4.0
	4		64	2.3	2.4	6.4
	5		113	4.1	4.2	10.5
	6		167	6.1	6.2	16.7
	7		458	16.7	16.9	33.6
	8		986	36.0	36.3	69.9
	9		609	22.2	22.4	92.3
	10	completely satisfied	208	7.6	7.7	100.0
	Total		2714	99.0	100.0	
Missing	.a	no answer	27	1.0		
Total			2741	100.0		

## 2.1.8 Final Remarks (Module 9)

**bv113** Perhaps we did not address some aspects that are important to you. Do you have any additional comments or is there anything you would like to tell us?

*Please write down any comments in note form.*

**bv114a** Did you watch the video mentioned in the materials sent to you?

**Yes**

Saw invitation video: yes

			Freq.	Percent	Valid	Cum.
Valid	0	not mentioned	2389	87.2	87.2	87.2
	1	mentioned	352	12.8	12.8	100.0
	Total		2741	100.0	100.0	

**bv114b** Yes, bevor the Interview

Saw invitation video: yes, before the start of the interview

			Freq.	Percent	Valid	Cum.
Valid	0	not mentioned	2578	94.1	94.1	94.1
	1	mentioned	163	5.9	5.9	100.0
	Total		2741	100.0	100.0	

**bv114c** No

Saw invitation video: no

			Freq.	Percent	Valid	Cum.
Valid	0	not mentioned	542	19.8	19.8	19.8
	1	mentioned	2199	80.2	80.2	100.0
	Total		2741	100.0	100.0	

**bv114\_** No answer  
**ka**

Saw invitation video: no answer

			Freq.	Percent	Valid	Cum.
Valid	0	not mentioned	2667	97.3	97.3	97.3
	1	mentioned	74	2.7	2.7	100.0
	Total		2741	100.0	100.0	

**bv115    May we invite you to participate in this survey once more?**

Panelc consent

			Freq.	Percent	Valid	Cum.
Valid	0	not mentioned	172	6.3	6.3	6.3
	1	mentioned	2569	93.7	93.7	100.0
	Total		2741	100.0	100.0	

## 2.2 Questionnaire Variables from LINOS-1

### av61 LINOS-1: Where have you been living for most of your life?

LINOS-1: Place of residence

			Freq.	Percent	Valid	Cum.
Valid	1	in the region of former West-Germany including West-Berlin	1981	72.3	72.8	72.8
	2	in the region of former East-Germany including East-Berlin	633	23.1	23.2	96.0
	3	abroad	109	4.0	4.0	100.0
	Total		2723	99.3	100.0	
Missing	.a	no answer	18	0.7		
Total			2741	100.0		

### av62 LINOS-1: Is German your native language??

LINOS-1: Native language: German: yes/no

			Freq.	Percent	Valid	Cum.
Valid	1	yes	2535	92.5	92.7	92.7
	2	no	199	7.3	7.3	100.0
	Total		2734	99.7	100.0	
Missing	.a	no answer	7	0.3		
Total			2741	100.0		

### av63\_1 LINOS-1: In which country where you and your parents born?

**You yourself**

LINOS-1: Country of birth

			Freq.	Percent	Valid	Cum.
Valid	1	Germany	2492	90.9	91.9	91.9
	2	Turkey	16	0.6	0.6	92.4
	3	Ex-Yugoslavia	17	0.6	0.6	93.1
	4	Greece	1	0.0	0.0	93.1
	5	Italy	3	0.1	0.1	93.2
	6	Poland	32	1.2	1.2	94.4
	7	Russia/Ex-Soviet Union	59	2.2	2.2	96.6
	8	other country	93	3.4	3.4	100.0
	Total		2713	99.0	100.0	
Missing	.a	no answer	26	0.9		
	.b	do not know	2	0.1		
	Total		28	1.0		
Total			2741	100.0		

**av63\_2 Father**

LINOS-1: Country of birth (father)

			Freq.	Percent	Valid	Cum.
Valid	1	Germany	2352	85.8	86.5	86.5
	2	Turkey	34	1.2	1.3	87.8
	3	Ex-Yugoslavia	26	0.9	1.0	88.7
	4	Greece	9	0.3	0.3	89.1
	5	Italy	18	0.7	0.7	89.7
	6	Poland	60	2.2	2.2	91.9
	7	Russia/Ex-Soviet Union	69	2.5	2.5	94.5
	8	other country	150	5.5	5.5	100.0
	Total		2718	99.2	100.0	
Missing	.a	no answer	17	0.6		
	.b	do not know	6	0.2		
	Total		23	0.8		
Total			2741	100.0		

**av63\_3 Mother**

LINOS-1: Country of birth (mother)

			Freq.	Percent	Valid	Cum.
Valid	1	Germany	2380	86.8	87.5	87.5
	2	Turkey	31	1.1	1.1	88.6
	3	Ex-Yugoslavia	22	0.8	0.8	89.4
	4	Greece	4	0.1	0.1	89.6
	5	Italy	10	0.4	0.4	90.0
	6	Poland	59	2.2	2.2	92.1
	7	Russia/Ex-Soviet Union	72	2.6	2.6	94.8
	8	other country	142	5.2	5.2	100.0
	Total		2720	99.2	100.0	
Missing	.a	no answer	17	0.6		
	.b	do not know	4	0.1		
	Total		21	0.8		
Total			2741	100.0		

av64\_1 LINOS-1: When you were 15 years old, what was the highest level of education that your parents had?

**Father**

LINOS-1: Highest level of general education (father)

			Freq.	Percent	Valid	Cum.
Valid	1	did not attend school	22	0.8	0.8	0.8
	2	student in full-time general schooling	89	3.2	3.3	4.1
	3	left school without certificate of secondary education	131	4.8	4.8	8.8
	4	general education school leaving certificate obtained on completion of grade 8	939	34.3	34.3	43.2
	5	General education school leaving certificate obtained on completion of grade 10	666	24.3	24.4	67.5
	6	school leaving certificate obtained on completion of grade 12 from higher secondary or vocational school	198	7.2	7.2	74.8
	7	general or specialized higher education entrance qualification	428	15.6	15.6	90.4
	8	general higher education entrance qualification via second chance education	67	2.4	2.4	92.9
	9	other:	15	0.5	0.5	93.4
	10	I do not know	135	4.9	4.9	98.4
	11	He/she was not alive/ I did not know him/her	45	1.6	1.6	100.0
	Total		2735	99.8	100.0	
Missing	.a	no answer	6	0.2		
Total			2741	100.0		

**av64\_2 Mother**

LINOS-1: Highest level of general education (mother)

			Freq.	Percent	Valid	Cum.
Valid	1	did not attend school	33	1.2	1.2	1.2
	2	student in full-time general schooling	97	3.5	3.5	4.8
	3	left school without certificate of secondary education	146	5.3	5.3	10.1
	4	general education school leaving certificate obtained on completion of grade 8	945	34.5	34.6	44.7
	5	General education school leaving certificate obtained on completion of grade 10	844	30.8	30.9	75.5
	6	school leaving certificate obtained on completion of grade 12 from higher secondary or vocational school	124	4.5	4.5	80.1
	7	general or specialized higher education entrance qualification	381	13.9	13.9	94.0
	8	general higher education entrance qualification via second chance education	31	1.1	1.1	95.1
	9	other:	14	0.5	0.5	95.6
	10	I do not know	107	3.9	3.9	99.6
	11	He/she was not alive/ I did not know him/her	12	0.4	0.4	100.0
	Total		2734	99.7	100.0	
Missing	.a	no answer	7	0.3		
Total			2741	100.0		

av66\_1 LINOS-1:When you were 15 years old, what was the highest level of education that your parents had?

**Father**

LINOS-1: Occupational status (father)

			Freq.	Percent	Valid	Cum.
Valid	1	he/she was unemployed	71	2.6	2.6	2.6
	2	untrained worker	731	26.7	26.8	29.4
	3	white collar worker	1060	38.7	38.8	68.2
	4	civil servant, judge, professional soldier	309	11.3	11.3	79.5
	5	self-employed farmer or farmer at an agricultural cooperative	140	5.1	5.1	84.6
	6	free-lance professional, independent scholar (doctor, lawyer, tax accountant or similar)	46	1.7	1.7	86.3
	7	self-employed in trade, hospitality industry, craft industry, or service sector (also ICH-AG or fellow of the PGH)	242	8.8	8.9	95.2
	8	family member working for self-employed relative	1	0.0	0.0	95.2
	9	in vocational training	12	0.4	0.4	95.6
	10	I do not know	46	1.7	1.7	97.3
	11	He/she was not alive/ I did not know him/her	73	2.7	2.7	100.0
	Total		2731	99.6	100.0	
Missing	.a	no answer	10	0.4		
Total			2741	100.0		



**av66\_2 Mother**

LINOS-1: Occupational status (mother)

			Freq.	Percent	Valid	Cum.
Valid	1	he/she was unemployed	742	27.1	27.2	27.2
	2	untrained worker	424	15.5	15.5	42.7
	3	white collar worker	1034	37.7	37.9	80.6
	4	civil servant, judge, professional soldier	127	4.6	4.7	85.3
	5	self-employed farmer or farmer at an agricultural cooperative	72	2.6	2.6	87.9
	6	free-lance professional, independent scholar (doctor, lawyer, tax accountant or similar)	27	1.0	1.0	88.9
	7	self-employed in trade, hospitality industry, craft industry, or service sector (also ICH-AG or fellow of the PGH)	105	3.8	3.8	92.8
	8	family member working for self-employed relative	119	4.3	4.4	97.1
	9	in vocational training	16	0.6	0.6	97.7
	10	I do not know	41	1.5	1.5	99.2
	11	He/she was not alive/ I did not know him/her	21	0.8	0.8	100.0
	Total		2728	99.5	100.0	
Missing	.a	no answer	13	0.5		
Total			2741	100.0		

**av67\_1 LINOS-1: In case your father/mother was employed, was he/she employed in the public sector?**

**Father**

LINOS-1: worked in the public sector: yes/no (father)

			Freq.	Percent	Valid	Cum.
Valid	1	yes, employed in the public sector	523	19.1	20.2	20.2
	2	no	2070	75.5	79.8	100.0
	Total		2593	94.6	100.0	
Missing	.a	no answer	141	5.1		
	.b	do not know	7	0.3		
	Total		148	5.4		
Total			2741	100.0		

**av67\_2 Mother**

LINOS-1: worked in the public sector: yes/no (mother)

			Freq.	Percent	Valid	Cum.
Valid	1	yes, employed in the public sector	375	13.7	18.0	18.0
	2	no	1704	62.2	82.0	100.0
	Total		2079	75.8	100.0	
Missing	.a	no answer	657	24.0		
	.b	do not know	5	0.2		
	Total		662	24.2		
Total			2741	100.0		

**av68 LINOS-1: About how many books were in your home when you were 15 years old?**

LINOS-1: Number of books in parental home

			Freq.	Percent	Valid	Cum.
Valid	1	less than 10	112	4.1	4.1	4.1
	2	10 to 50	601	21.9	22.1	26.2
	3	51 to 100	590	21.5	21.7	47.9
	4	101 to 200	526	19.2	19.3	67.2
	5	201 to 500	546	19.9	20.1	87.3
	6	501 to 1.000	205	7.5	7.5	94.9
	7	1.001 or more	132	4.8	4.9	99.7
	8	When I was 15 I did not live my parents/ I did not have a parental home	8	0.3	0.3	100.0
	Total		2720	99.2	100.0	
Missing	.a	no answer	13	0.5		
	.b	do not know	8	0.3		
	Total		21	0.8		
Total			2741	100.0		

**av69 LINOS-1: Do/did you have siblings (including half-siblings and step-siblings in case you grew up together)?**

LINOS-1: Siblings: yes/no

			Freq.	Percent	Valid	Cum.
Valid	1	yes	2394	87.3	87.8	87.8
	2	no	332	12.1	12.2	100.0
	Total		2726	99.5	100.0	
Missing	.a	no answer	15	0.5		
Total			2741	100.0		

**av70 LINOS-1: If yes, how many siblings do/did you have?**

LINOS-1: Siblings: number

		Freq.	Percent	Valid	Cum.
Valid	1	1110	40.5	47.2	47.2
	2	654	23.9	27.8	75.0
	3	314	11.5	13.4	88.4
	4	117	4.3	5.0	93.3
	5	74	2.7	3.1	96.5
	6	29	1.1	1.2	97.7
	7	24	0.9	1.0	98.7
	8	11	0.4	0.5	99.2
	9	4	0.1	0.2	99.4
	10	6	0.2	0.3	99.6
	11	2	0.1	0.1	99.7
	12	2	0.1	0.1	99.8
	13	2	0.1	0.1	99.9
	14	1	0.0	0.0	99.9
	15	1	0.0	0.0	100.0
	17	1	0.0	0.0	100.0
	Total	2352	85.8	100.0	
Missing	.a no answer	56	2.0		
	.b do not know	1	0.0		
	.d not applicable (Filter)	332	12.1		
	Total	389	14.2		
Total		2741	100.0		

**av71 LINOS-1:Beginning with your eldest sibling, what is/was your position regarding your age and those of your siblings?**

LINOS-1: Siblings: position in age rank

		Freq.	Percent	Valid	Cum.
Valid	1	880	32.1	37.6	37.6
	2	898	32.8	38.3	75.9
	3	347	12.7	14.8	90.7
	4	127	4.6	5.4	96.1
	5	55	2.0	2.3	98.5
	6	19	0.7	0.8	99.3
	7	5	0.2	0.2	99.5
	8	4	0.1	0.2	99.7
	10	5	0.2	0.2	99.9
	11	2	0.1	0.1	100.0
	14	1	0.0	0.0	100.0
	Total	2343	85.5	100.0	
Missing	.a no answer	65	2.4		
	.b do not know	1	0.0		
	.d not applicable (Filter)	332	12.1		
	Total	398	14.5		
Total		2741	100.0		

## 2.3 Variables on the Interview Situation

**bi1** Please enter your interviewer number.

*Frequency distribution omitted.*

**bi2a** Was the interview conducted with the respondent alone or were third parties present? If so, which ones?

*Please indicate all that applies.*

### Interview conducted with interviewee alone

Interviewer: alone with interviewee

			Freq.	Percent	Valid	Cum.
Valid	0	no	94	3.4	13.9	13.9
	1	yes	580	21.2	86.1	100.0
	Total		674	24.6	100.0	
Missing	.c	not applicable	2067	75.4		
Total			2741	100.0		

**bi2b** Spouse or partner present

Interviewer: husband or partner present

			Freq.	Percent	Valid	Cum.
Valid	0	no	646	23.6	95.8	95.8
	1	yes	28	1.0	4.2	100.0
	Total		674	24.6	100.0	
Missing	.c	not applicable	2067	75.4		
Total			2741	100.0		

**bi2c** Child/children present

Interviewer: child(ren) present

			Freq.	Percent	Valid	Cum.
Valid	0	no	651	23.8	96.6	96.6
	1	yes	23	0.8	3.4	100.0
	Total		674	24.6	100.0	
Missing	.c	not applicable	2067	75.4		
Total			2741	100.0		

**bi2d Other person(s) present**

Interviewer: other person(s) present

			Freq.	Percent	Valid	Cum.
Valid	0	no	660	24.1	97.9	97.9
	1	yes	14	0.5	2.1	100.0
	Total		674	24.6	100.0	
Missing	.c	not applicable	2067	75.4		
Total			2741	100.0		

**bi3 Did any of the people present interfere with the interview?**

Interviewer: interview interrupted by third person

			Freq.	Percent	Valid	Cum.
Valid	1	yes, often	3	0.1	5.2	5.2
	2	yes, sometimes	13	0.5	22.4	27.6
	3	no	42	1.5	72.4	100.0
	Total		58	2.1	100.0	
Missing	.a	no answer	37	1.3		
	.c	not applicable	2067	75.4		
	.d	not applicable (Filter)	579	21.1		
	Total		2683	97.9		
Total			2741	100.0		

**bi3a On what question exactly was that?**

Interviewer: interview interrupted by third person: question

			Freq.	Percent	Valid	Cum.
Valid	1	mentioned	16	0.6	100.0	100.0
Missing	.a	no answer	78	2.8		
	.c	not applicable	2067	75.4		
	.d	not applicable (Filter)	580	21.2		
	Total		2725	99.4		
Total			2741	100.0		

**bi3a\_o On what question exactly was that?***Frequency distribution omitted.*

**bi4      How was the respondent's willingness to answer the questions?**

*Please select the answer that is most applicable.*

Interviewer: Answer willingness of interviewee

			Freq.	Percent	Valid	Cum.
Valid	1	good	600	21.9	94.2	94.2
	2	mediocre	22	0.8	3.5	97.6
	3	bad	1	0.0	0.2	97.8
	4	good at first, but worse later on	12	0.4	1.9	99.7
	5	bad at first, but good later on	2	0.1	0.3	100.0
	Total		637	23.2	100.0	
Missing	.a	no answer	37	1.3		
	.c	not applicable	2067	75.4		
	Total		2104	76.8		
Total			2741	100.0		

**bi5      In your opinion, how easy or difficult was it for the respondent to answer the case studies?**

Interviewer: Difficulty case study

			Freq.	Percent	Valid	Cum.
Valid	-5	very easy	251	9.2	39.4	39.4
	-4		78	2.8	12.2	51.6
	-3		74	2.7	11.6	63.3
	-2		33	1.2	5.2	68.4
	-1		32	1.2	5.0	73.5
	0	medium	106	3.9	16.6	90.1
	1		21	0.8	3.3	93.4
	2		27	1.0	4.2	97.6
	3		10	0.4	1.6	99.2
	4		5	0.2	0.8	100.0
	5	very hard	0	0.0	0.0	100.0
	Total		637	23.2	100.0	
Missing	.a	no answer	37	1.3		
	.c	not applicable	2067	75.4		
	Total		2104	76.8		
Total			2741	100.0		

**bi6      How difficult was it to reach the respondent for this interview?**

Interviewer: Reachability of interviewee

			Freq.	Percent	Valid	Cum.
Valid	-5	very easy	305	11.1	47.9	47.9
	-4		73	2.7	11.5	59.3
	-3		70	2.6	11.0	70.3
	-2		32	1.2	5.0	75.4
	-1		20	0.7	3.1	78.5
	0	medium	49	1.8	7.7	86.2
	1		16	0.6	2.5	88.7
	2		21	0.8	3.3	92.0
	3		28	1.0	4.4	96.4
	4		13	0.5	2.0	98.4
	5	very hard	10	0.4	1.6	100.0
	Total		637	23.2	100.0	
Missing	.a	no answer	37	1.3		
	.c	not applicable	2067	75.4		
	Total		2104	76.8		
Total			2741	100.0		

**bi7      And how difficult was it to persuade the respondent to take part in the interview?**

Interviewer: Participation willingness of interviewee

			Freq.	Percent	Valid	Cum.
Valid	-5	very easy	397	14.5	62.3	62.3
	-4		65	2.4	10.2	72.5
	-3		54	2.0	8.5	81.0
	-2		24	0.9	3.8	84.8
	-1		18	0.7	2.8	87.6
	0	medium	31	1.1	4.9	92.5
	1		10	0.4	1.6	94.0
	2		11	0.4	1.7	95.8
	3		18	0.7	2.8	98.6
	4		5	0.2	0.8	99.4
	5	very hard	4	0.1	0.6	100.0
	Total		637	23.2	100.0	
Missing	.a	no answer	37	1.3		
	.c	not applicable	2067	75.4		
	Total		2104	76.8		
Total			2741	100.0		

**bi8a In your opinion, to what extent do the following statements apply?**

**The respondent was aware of the importance of his/her participation in the survey.**

Interviewer: Importance of participation for interviewee

			Freq.	Percent	Valid	Cum.
Valid	1	does not apply at all	1	0.0	0.2	0.2
	2		7	0.3	1.1	1.3
	3		31	1.1	4.9	6.1
	4		130	4.7	20.4	26.5
	5	applies completely	468	17.1	73.5	100.0
	Total		637	23.2	100.0	
Missing	.a	no answer	37	1.3		
	.c	not applicable	2067	75.4		
	Total		2104	76.8		
Total			2741	100.0		

**bi8b I had the impression that the respondent trusted me.**

Interviewer: Trust

			Freq.	Percent	Valid	Cum.
Valid	1	does not apply at all	3	0.1	0.5	0.5
	3		19	0.7	3.0	3.5
	4		137	5.0	21.5	25.0
	5	applies completely	478	17.4	75.0	100.0
	Total		637	23.2	100.0	
Missing	.a	no answer	37	1.3		
	.c	not applicable	2067	75.4		
	Total		2104	76.8		
Total			2741	100.0		

**bi8c The respondent was very cooperative in completing the questionnaire.**

Interviewer: Willingness of cooperation

			Freq.	Percent	Valid	Cum.
Valid	1	does not apply at all	3	0.1	0.5	0.5
	2		2	0.1	0.3	0.8
	3		13	0.5	2.0	2.8
	4		84	3.1	13.2	16.0
	5	applies completely	535	19.5	84.0	100.0
	Total		637	23.2	100.0	
Missing	.a	no answer	37	1.3		
	.c	not applicable	2067	75.4		
	Total		2104	76.8		
Total			2741	100.0		



**bi8d      The interview situation was very pleasant overall.**

Interviewer: Interview situation

			Freq.	Percent	Valid	Cum.
Valid	1	does not apply at all	5	0.2	0.8	0.8
	2		5	0.2	0.8	1.6
	3		28	1.0	4.4	6.0
	4		119	4.3	18.7	24.6
	5	applies completely	480	17.5	75.4	100.0
	Total		637	23.2	100.0	
Missing	.a	no answer	37	1.3		
	.c	not applicable	2067	75.4		
	Total		2104	76.8		
Total			2741	100.0		

**bi8e      I supported the interviewee in difficult questions**

Interviewer: Assistance

			Freq.	Percent	Valid	Cum.
Valid	1	does not apply at all	178	6.5	27.9	27.9
	2		111	4.0	17.4	45.4
	3		65	2.4	10.2	55.6
	4		69	2.5	10.8	66.4
	5	applies completely	214	7.8	33.6	100.0
	Total		637	23.2	100.0	
Missing	.a	no answer	37	1.3		
	.c	not applicable	2067	75.4		
	Total		2104	76.8		
Total			2741	100.0		

**bi8f      I was very eager to understand the interviewee.**

Interviewer: Effort made to understand

			Freq.	Percent	Valid	Cum.
Valid	1	does not apply at all	261	9.5	41.0	41.0
	2		36	1.3	5.7	46.6
	3		48	1.8	7.5	54.2
	4		20	0.7	3.1	57.3
	5	applies completely	272	9.9	42.7	100.0
	Total		637	23.2	100.0	
Missing	.a	no answer	37	1.3		
	.c	not applicable	2067	75.4		
	Total		2104	76.8		
Total			2741	100.0		

**bi9      How do you rate the respondent's proficiency in German? How well does the respondent speak German?**

*Code reference: 1 very good: no linguistic difficulties, 2 good: minor linguistic difficulties, which had no impact on the answers to the questions, 3 sufficient: linguistic difficulties, which were mostly clarified during the interview 4 bad: linguistic difficulties exist that could affect the response behaviour, 5 very bad: great linguistic difficulties, which massively affected the respondent's response behaviour*

Interviewer: German language proficiency of interviewee

			Freq.	Percent	Valid	Cum.
Valid	1	very good	592	21.6	92.9	92.9
	2	good	29	1.1	4.6	97.5
	3	sufficient	15	0.5	2.4	99.8
	4	bad	1	0.0	0.2	100.0
	5	very bad	0	0.0	0.0	100.0
	Total		637	23.2	100.0	
Missing	.a	no answer	37	1.3		
	.c	not applicable	2067	75.4		
	Total		2104	76.8		
Total			2741	100.0		

**bi10      Did you show the respondent the invitation video?**

Interviewer: showed video

			Freq.	Percent	Valid	Cum.
Valid	1	yes	179	6.5	28.1	28.1
	2	no	458	16.7	71.9	100.0
	Total		637	23.2	100.0	
Missing	.a	no answer	37	1.3		
	.c	not applicable	2067	75.4		
	Total		2104	76.8		
Total			2741	100.0		

**bi11 Have you already interviewed this person in the first survey in winter 2012/2013?**

Interviewer: interviewed respondent in first wave

			Freq.	Percent	Valid	Cum.
Valid	1	yes, I interviewed this person before	128	4.7	20.1	20.1
	2	no, I have not interviewed this person before	500	18.2	78.5	98.6
	3	I don't know	9	0.3	1.4	100.0
	Total		637	23.2	100.0	
Missing	.a	no answer	37	1.3		
	.c	not applicable	2067	75.4		
	Total		2104	76.8		
Total			2741	100.0		

## 2.4 Meta Variables

**m1**      **Personal identification number (ID)**

*Frequency distribution omitted.*

**bm2**      **Mode of interview, realized (LINOS-2)**

Mode of interview, realized (LINOS-2)

			Freq.	Percent	Valid	Cum.
Valid	1	PAPI	1821	66.4	66.4	66.4
	2	CAWI	246	9.0	9.0	75.4
	3	CAPI	647	23.6	23.6	99.0
	4	CATI	27	1.0	1.0	100.0
	Total		2741	100.0	100.0	

**am2**      **Mode of interview, realized (LINOS-1)**

Mode of interview, realized (LINOS-1)

			Freq.	Percent	Valid	Cum.
Valid	1	PAPI	1395	50.9	50.9	50.9
	2	CAWI	623	22.7	22.7	73.6
	3	CAPI	723	26.4	26.4	100.0
	Total		2741	100.0	100.0	

**am31**      **Sample**

Sample

			Freq.	Percent	Valid	Cum.
Valid	1	Sample 1: PAPI/CAWI	1965	71.7	71.7	71.7
	2	Sample 2: CAPI	776	28.3	28.3	100.0
	Total		2741	100.0	100.0	

## How to ...

Please complete the questionnaire by ...

... ticking off boxes.

Example:

**Are you ...?**



a woman



a man

... writing numbers on the dashed lines.

Example:

**Please indicate the year and month you were born in.**

0 5 / 1 9 7 5 month / year

... writing text or numbers on the dotted lines.

Example:

**What is your current occupation?**



*Teacher*

**In your position at work, do you supervise others? In other words, do people work under your direction?**



Yes, on average  3 people work under my direction



No

Please stick to the order of the questionnaire. Only skip questions if instructed to do so.

Example:

**Do you have biological children?**



Yes



No

→ Please go to question ...

If you had answered "Yes", you would have proceeded with the next question

If you had answered "No", you would have proceeded with the question referenced in the instruction "Please go to question ...".

## Your living situation and expectations

1

**First of all, we would like you to tell us how satisfied or dissatisfied you are today with the following areas of your life.**

*Please answer by using the following scale: 0 means "completely dissatisfied" and 10 means "completely satisfied". If you are somewhat dissatisfied / somewhat satisfied use values in between.*

	completely dissatisfied	0	1	2	3	4	5	6	7	8	9	10	completely satisfied
How satisfied are you ...		<input type="checkbox"/>	<input type="checkbox"/>	<input type="checkbox"/>	<input type="checkbox"/>	<input type="checkbox"/>	<input type="checkbox"/>	<input type="checkbox"/>	<input type="checkbox"/>	<input type="checkbox"/>	<input type="checkbox"/>	<input type="checkbox"/>	
A (if employed) ... with your job?		<input type="checkbox"/>	<input type="checkbox"/>	<input type="checkbox"/>	<input type="checkbox"/>	<input type="checkbox"/>	<input type="checkbox"/>	<input type="checkbox"/>	<input type="checkbox"/>	<input type="checkbox"/>	<input type="checkbox"/>	<input type="checkbox"/>	
B (if employed) ... with your personal income from work?		<input type="checkbox"/>	<input type="checkbox"/>	<input type="checkbox"/>	<input type="checkbox"/>	<input type="checkbox"/>	<input type="checkbox"/>	<input type="checkbox"/>	<input type="checkbox"/>	<input type="checkbox"/>	<input type="checkbox"/>	<input type="checkbox"/>	
C ... with your standard of living?		<input type="checkbox"/>	<input type="checkbox"/>	<input type="checkbox"/>	<input type="checkbox"/>	<input type="checkbox"/>	<input type="checkbox"/>	<input type="checkbox"/>	<input type="checkbox"/>	<input type="checkbox"/>	<input type="checkbox"/>	<input type="checkbox"/>	

2

**There are different ideas about how a society can be fair and just. What is your personal opinion about this?**

*Please indicate for each statement whether you agree strongly, somewhat agree, neither agree nor disagree, somewhat disagree, or strongly disagree.*

	strongly agree	some- what agree	neither nor	some- what disagree	strongly disagree
A A society is just if all people have sufficient nutrition, shelter, clothing as well as access to education and medical care.	<input type="checkbox"/>	<input type="checkbox"/>	<input type="checkbox"/>	<input type="checkbox"/>	<input type="checkbox"/>
B It is just if hard working people earn more than others.	<input type="checkbox"/>	<input type="checkbox"/>	<input type="checkbox"/>	<input type="checkbox"/>	<input type="checkbox"/>
C It is just if all people have the same living.	<input type="checkbox"/>	<input type="checkbox"/>	<input type="checkbox"/>	<input type="checkbox"/>	<input type="checkbox"/>
D It is just if members of respectable families have certain advantages in their lives.	<input type="checkbox"/>	<input type="checkbox"/>	<input type="checkbox"/>	<input type="checkbox"/>	<input type="checkbox"/>
E A society is just if it takes care of those who are poor and needy.	<input type="checkbox"/>	<input type="checkbox"/>	<input type="checkbox"/>	<input type="checkbox"/>	<input type="checkbox"/>
F It is just if people who have achieved good reputation and wealth profit from this later in life.	<input type="checkbox"/>	<input type="checkbox"/>	<input type="checkbox"/>	<input type="checkbox"/>	<input type="checkbox"/>
G A society is just if there are only minor income disparities between people.	<input type="checkbox"/>	<input type="checkbox"/>	<input type="checkbox"/>	<input type="checkbox"/>	<input type="checkbox"/>
H A society is just if differences in income and assets reflect performance differences between people.	<input type="checkbox"/>	<input type="checkbox"/>	<input type="checkbox"/>	<input type="checkbox"/>	<input type="checkbox"/>
I It is just if every person receives only that which has been acquired through their own efforts.	<input type="checkbox"/>	<input type="checkbox"/>	<input type="checkbox"/>	<input type="checkbox"/>	<input type="checkbox"/>
J It is just if people taking care of their children or their dependent relatives receive special support and benefits.	<input type="checkbox"/>	<input type="checkbox"/>	<input type="checkbox"/>	<input type="checkbox"/>	<input type="checkbox"/>
K It is just if income and wealth are equally distributed among the members of our society.	<input type="checkbox"/>	<input type="checkbox"/>	<input type="checkbox"/>	<input type="checkbox"/>	<input type="checkbox"/>
L It is just if people on a higher level of society have better living conditions than those on the lower level.	<input type="checkbox"/>	<input type="checkbox"/>	<input type="checkbox"/>	<input type="checkbox"/>	<input type="checkbox"/>

3

**Society depends on the participation and support of its citizens. Here are some ways you can act as a citizen in our society.**

*Please answer by using the following scale. 1 means "this must not be done under any circumstances" and 7 means "this is perfectly alright".*

	this must not be done under any circumstances	1	2	3	4	5	6	7	this is perfectly alright
A Claiming social benefits without being eligible for it.		<input type="checkbox"/>	<input type="checkbox"/>	<input type="checkbox"/>	<input type="checkbox"/>	<input type="checkbox"/>	<input type="checkbox"/>	<input type="checkbox"/>	
B Evading taxes, if one gets the chance.		<input type="checkbox"/>	<input type="checkbox"/>	<input type="checkbox"/>	<input type="checkbox"/>	<input type="checkbox"/>	<input type="checkbox"/>	<input type="checkbox"/>	
C Paying for services (e.g. craftsmen) without requesting the bill to avoid paying VAT ("Mehrwertsteuer").		<input type="checkbox"/>	<input type="checkbox"/>	<input type="checkbox"/>	<input type="checkbox"/>	<input type="checkbox"/>	<input type="checkbox"/>	<input type="checkbox"/>	

## Your employment

4

**Let us now turn to your employment. The last time you participated in this study was in winter 2012 / 2013. A lot of things may have changed in the past 4 years. We would like to know, how your employment situation has changed since the first time this survey was conducted in winter 2012 / 2013.**

	Yes	No
A Since the first interview in winter 2012 / 2013, I was promoted.	<input type="checkbox"/>	<input type="checkbox"/>
B Compared to the first interview in winter 2012 / 2013, I have a different set of duties at work.	<input type="checkbox"/>	<input type="checkbox"/>
C Compared to the first interview in winter 2012 / 2013, I work under the direction of a different supervisor.	<input type="checkbox"/>	<input type="checkbox"/>
D Compared to the first interview in winter 2012 / 2013, I work for a different employer.	<input type="checkbox"/>	<input type="checkbox"/>
E Colleagues have left or joined my immediate work environment since the first interview in winter 2012 / 2013.	<input type="checkbox"/>	<input type="checkbox"/>
F Since the first interview in winter 2012 / 2013, I have participated in at least one professional training program that was financed by my employer either completely or for the most part.	<input type="checkbox"/>	<input type="checkbox"/>
G Since the first interview in winter 2012 / 2013, I have participated in at least one professional training program which I financed either completely or for the most part.	<input type="checkbox"/>	<input type="checkbox"/>
H Since the first interview in winter 2012 / 2013, I have stopped working for a period of at least 12 months	<input type="checkbox"/>	<input type="checkbox"/>
I Since the first interview in winter 2012 / 2013, I have permanently stopped working (e.g. reaching retirement age or family responsibilities).	<input type="checkbox"/>	<input type="checkbox"/>

5

**Now let's turn to your current job situation. Which of the following applies to you?**

*Please note that the term "employment" means all kinds of paid activities or activities that are associated with income from work. In case of more than one activity, please refer to your main activity.*

- ☐ Full-time employed
- ☐ Part-time employed
- ☐ Partial retirement (in working phase)
- ☐ Partial retirement (in passive phase)
- ☐ Marginally employed, "450-Euro-Job", "Minijob"
- ☐ „Ein-Euro-Job“ with unemployment benefits ("Arbeitslosengeld II")
- ☐ Occasionally or irregularly employed
- ☐ In vocational training / apprenticeship
- ☐ In occupational / professional education or retraining
- ☐ Federal volunteer service ("Bundesfreiwilligendienst")
- ☐ Voluntary Social Year ("Freiwilliges Soziales Jahr")
- ☐ Maternity leave, child rearing leave, parental leave or any other leave of absence (excluding partial retirement)
- ☐ High school student
- ☐ College / university student
- ☐ Retired
- ☐ Unemployed
- ☐ Permanently unable to work
- ☐ Homemakers
- ☐ Other:

*Please go to question 7*

6

In case you have been employed part-time or full-time in the past, please indicate the month and year until which you were employed.

\_\_\_ / \_\_\_ month / year

*If you are currently not employed, please go to question 14.*

7

When did you start working for your current employer?  
Please state the year.

\_\_\_ year

8

Do you have a fixed-term or permanent contract?

- ☐ fixed-term contract
- ☐ permanent contract
- ☐ I do not have an employment contract → *Please go to question 10*

9

How many weekly hours are stipulated in your contract excluding over-time?  
In case of more than one activity, please refer to your main activity.

Stipulated number of hours: \_\_\_ , \_\_\_ per week

☐ Not applicable

10


And how many weekly hours do you actually work on average including any over-time?

Actual number of hours: \_\_\_ , \_\_\_ per week (on average)


11

What is your current main occupation?



Please describe this position in detail:  \_\_\_\_\_

Does this occupation have a special name?

☐ Yes, it is called:  \_\_\_\_\_

☐ No




12

**What is your current occupational status?***In case of more than one activity, please refer to your main activity.*

Blue-collar worker (including agriculture)		White-collar worker							
<input type="checkbox"/>	Untrained Worker	<input type="checkbox"/>	Industry and works foreman in salaried position						
<input type="checkbox"/>	Trained Worker ("angelernt")	<input type="checkbox"/>	Employee with simple duties (without training / education certificate)						
<input type="checkbox"/>	Trained and employed as skilled worker	<input type="checkbox"/>	Employee with simple duties (with training / education certificate)						
<input type="checkbox"/>	Foreman ("Vorarbeiter", "Kolonnenführer")	<input type="checkbox"/>	Employee with qualified duties (e.g. administrative assistant, accountant, technical draftsman)						
<input type="checkbox"/>	Master craftsman ("Meister", "Polier")	<input type="checkbox"/>	Employee with highly qualified or managerial duties (e.g. scientist, engineer, head of department)						
Self-employed (including family members working for self-employed relative)		<input type="checkbox"/>	Employee with extensive managerial duties (e.g. managing director, manager, CEO of large firm or corporation)						
		<table border="0"> <tr> <td colspan="2">Number of employees</td> </tr> <tr> <td>none</td> <td>1-9</td> </tr> <tr> <td></td> <td>10 and more</td> </tr> </table>		Number of employees		none	1-9		10 and more
Number of employees									
none	1-9								
	10 and more								
<input type="checkbox"/>	Self-employed farmer	<input type="checkbox"/>	<input type="checkbox"/>						
<input type="checkbox"/>	Free-lance professional, independent scholar	<input type="checkbox"/>	<input type="checkbox"/>						
<input type="checkbox"/>	Other self-employed	<input type="checkbox"/>	<input type="checkbox"/>						
<input type="checkbox"/>	Family member working for self-employed relative	<input type="checkbox"/>	<input type="checkbox"/>						
Apprentices / trainees and interns		Civil servant (including judges and professional soldiers)							
<input type="checkbox"/>	Apprentice in industry or technology	<input type="checkbox"/>	Lower level						
<input type="checkbox"/>	Apprentice in trade and commerce	<input type="checkbox"/>	Middle level						
<input type="checkbox"/>	Trainee, intern etc.	<input type="checkbox"/>	Upper level						
		<input type="checkbox"/>	Executive level						

13

**In your position at work, do you supervise others? In other words, do people work under your direction?**

☐ Yes, I am a supervisor for  \_\_\_\_\_ people on average.

☐ No

14

**What is the highest level of general education you have successfully completed?**

☐ Student in full-time general schooling

☐ Left school without certificate of secondary education


☐ General education school leaving certificate obtained on completion of grade 8 ("Volks-, Hauptschulabschluss / Polytechnische Oberschule mit 8. Klasse-Abschluss")

☐ General education school leaving certificate obtained on completion of grade 10 ("Mittlere Reife, Realschulabschluss, Fachschulreife/ Polytechnische Oberschule mit 10. Klasse-Abschluss (Abschluss POS vor 1965: 8. Klasse)")

☐ School leaving certificate obtained on completion of grade 12 from higher secondary or vocational school ("Fachhochschulreife, Abschluss einer Fachoberschule")

☐ General or specialized higher education entrance qualification ("Allgemeine oder fachgebundene Hochschulreife / Abitur (Gymnasium bzw. EOS, auch EOS mit Lehre)")


☐ General higher education entrance qualification via second chance education

☐ Other:  \_\_\_\_\_

15

**What level of higher education or vocational degrees did you obtain? Which of the following applies to you?**

*Please indicate all that applies.*

- ☐ Still in vocational training (vocational preparation year, apprentice, trainee, intern, student)
- ☐ Student attending vocational school ("berufsorientierte Aufbau-, Fachschule o. Ä.")
- ☐ No vocational certificate and currently not enrolled in vocational training
- ☐ Completed company-based vocational training
- ☐ Completed school-based vocational training ("Berufsfachschule, Handelsschule, Vorbereitungsdienst für den mittleren Dienst in der öffentlichen Verwaltung")
- ☐ Completed school-based vocational training in former GDR
- ☐ Completed specialized or technical vocational college certificate; master(craftsman), technician or equivalent college certificate ("Ausbildung an einer Fach-, Meister-, Technikerschule, Berufs- oder Fachakademie abgeschlossen")
- ☐ Bachelor's degree (University or "Fachhochschule")
- ☐ "Diplom" or Master's degree completed at "Fachhochschule"
- ☐ University degree (e.g. Master's degree, "Diplom", "Magister", "Staatsexamen")
- ☐ Doctoral degree
- ☐ Other higher education or vocational degrees:  \_\_\_\_\_

#### Consent form

16

**We would like to include additional information available from the Federal Employment Agency in Nuremberg for the analysis of this survey. This, for example, includes statistical information on your employment history. Data linkage is conducted by using a random identification number that cannot be traced back to your name and that ensures your complete anonymity at all times.**

**It is ensured that all data protection regulations are strictly adhered to. Your consent is voluntary and you may revoke your consent at any time.**

Do you agree to linking your data?

- ☐ Yes
- ☐ No

## Your workplace

*In case you are currently not employed, please go to question 48. Please note that the term "employment" means all kinds of paid activities or activities that are associated with income from work.*

17	<b>What kind of business, company or organization are you currently working for?</b>
	<input type="checkbox"/> Private sector <input type="checkbox"/> Public sector (excluding unions, Red Cross, churches etc.) <input type="checkbox"/> Non-profit organizations (e.g. unions, Red Cross, churches) <input type="checkbox"/> own company, business or practice
18	<b>Do you regularly work with several persons in a working group or team?</b> <i>This means you together with your colleagues on certain work tasks.</i>
	<input type="checkbox"/> Yes <input type="checkbox"/> No → Please go to question 21
19	<b>In this working group or team, are there more women or more men?</b>
	<input type="checkbox"/> More women <input type="checkbox"/> More men <input type="checkbox"/> Share of women and men is about the same
20	<b>In this working group or team, are there more Germans or more people with a migration background?</b> <i>A person is considered to have a migration background if at least one of the following criteria is met: (1) the person is not a German citizen, or (2) the person was born outside the current territory of the Federal Republic of Germany, or (3) at least one of the person's parents was born outside the current territory of the Federal Republic of Germany.</i>
	<input type="checkbox"/> More Germans <input type="checkbox"/> More people with a migration background <input type="checkbox"/> Share of Germans and people with a migration background is about the same
21	<b>Are you familiar with your colleagues' salaries?</b>
	<input type="checkbox"/> Yes <input type="checkbox"/> No
22	<b>Is there a company policy that prevents you from discussing your salary with your colleagues?</b>
	<input type="checkbox"/> Yes <input type="checkbox"/> No
23	<b>Is your salary or wage determined by a collective wage agreement?</b>
	<input type="checkbox"/> Yes <input type="checkbox"/> No
24	<b>Do you generally have the option to negotiate your salary or at least part of your salary?</b>
	<input type="checkbox"/> Yes <input type="checkbox"/> No → Please go to question 27

25

Did you negotiate your salary or at least part of your salary when you were hired or at a later time ever since?

- ☐ Yes, when I was hired
- ☐ Yes, at a later time after I was hired
- ☐ No → Please go to question 27

26

When was the last time you negotiated your salary?

Please state the year.

\_\_\_\_ Year

27

The following statements refer to your everyday experiences at work.

To what extent do the statements listed below apply to your current workplace?

Please answer by using the following scale. 1 means the statement "does not apply at all" and 7 means the statement "applies completely".

		does not apply at all					applies completely	
		1	2	3	4	5	6	7
A	At my workplace, there are many rules and regulations I have to follow closely.	<input type="checkbox"/>	<input type="checkbox"/>	<input type="checkbox"/>	<input type="checkbox"/>	<input type="checkbox"/>	<input type="checkbox"/>	<input type="checkbox"/>
B	It is up to me to decide when to complete my work tasks.	<input type="checkbox"/>	<input type="checkbox"/>	<input type="checkbox"/>	<input type="checkbox"/>	<input type="checkbox"/>	<input type="checkbox"/>	<input type="checkbox"/>
C	In case I have difficulties or problems with my work, my colleagues help me.	<input type="checkbox"/>	<input type="checkbox"/>	<input type="checkbox"/>	<input type="checkbox"/>	<input type="checkbox"/>	<input type="checkbox"/>	<input type="checkbox"/>
D	In order to achieve good results at work, I depend on the collaboration of my colleagues.	<input type="checkbox"/>	<input type="checkbox"/>	<input type="checkbox"/>	<input type="checkbox"/>	<input type="checkbox"/>	<input type="checkbox"/>	<input type="checkbox"/>
E	At my workplace, I am more or less on my own.	<input type="checkbox"/>	<input type="checkbox"/>	<input type="checkbox"/>	<input type="checkbox"/>	<input type="checkbox"/>	<input type="checkbox"/>	<input type="checkbox"/>
F	At my workplace, it is common to talk about private matters as well.	<input type="checkbox"/>	<input type="checkbox"/>	<input type="checkbox"/>	<input type="checkbox"/>	<input type="checkbox"/>	<input type="checkbox"/>	<input type="checkbox"/>
G	I am proud to tell others that I am part of this organization.	<input type="checkbox"/>	<input type="checkbox"/>	<input type="checkbox"/>	<input type="checkbox"/>	<input type="checkbox"/>	<input type="checkbox"/>	<input type="checkbox"/>
H	Overall, I'm treated fairly in my organization.	<input type="checkbox"/>	<input type="checkbox"/>	<input type="checkbox"/>	<input type="checkbox"/>	<input type="checkbox"/>	<input type="checkbox"/>	<input type="checkbox"/>
I	My colleagues immediately notice when my job performance is lower than expected.	<input type="checkbox"/>	<input type="checkbox"/>	<input type="checkbox"/>	<input type="checkbox"/>	<input type="checkbox"/>	<input type="checkbox"/>	<input type="checkbox"/>
J	My direct superior immediately notices when my job performance is lower than expected.	<input type="checkbox"/>	<input type="checkbox"/>	<input type="checkbox"/>	<input type="checkbox"/>	<input type="checkbox"/>	<input type="checkbox"/>	<input type="checkbox"/>
K	I have decided to limit my job performance to the absolute minimum requirements.	<input type="checkbox"/>	<input type="checkbox"/>	<input type="checkbox"/>	<input type="checkbox"/>	<input type="checkbox"/>	<input type="checkbox"/>	<input type="checkbox"/>

28

Compared to other people performing similar activities, would you say your job performance is below average, average or above average?

- ☐ below average
- ☐ average
- ☐ above average

29

If you would lose your job today, would it be easy, difficult, or almost impossible for you to find a new position which is at least equivalent to your current one?

- ☐ Easy  
☐ Difficult  
☐ Almost impossible  
☐ I don't know

30

How are job vacancies typically filled in the establishment you are working for?

Please use the scale ranging from 1 to 7, to indicate to what extent the following statements apply to the organization you work for. 1 means the statement "does not apply at all" and 7 means the statement "applies completely".

		does not apply at all	1	2	3	4	5	6	7	applies completely
A	Job vacancies are always filled with people who are already working for the establishment. External applicants are only considered for the position, if no suitable candidate is available from within the organization.		<input type="checkbox"/>	<input type="checkbox"/>	<input type="checkbox"/>	<input type="checkbox"/>	<input type="checkbox"/>	<input type="checkbox"/>	<input type="checkbox"/>	
B	Job vacancies are always filled with external applicants, who have not worked for the establishment before.		<input type="checkbox"/>	<input type="checkbox"/>	<input type="checkbox"/>	<input type="checkbox"/>	<input type="checkbox"/>	<input type="checkbox"/>	<input type="checkbox"/>	

31

Is your immediate superior a man or a woman?

- ☐ My immediate superior is a man  
☐ My immediate superior is a woman  
☐ I have no immediate superior → Please go to question 34

32

Do you negotiate your salary with this immediate superior?

- ☐ Yes  
☐ No

33

Thinking about your immediate superior, how often does he or she show the following behaviors towards you?

- ☐ I have no contact with my immediate superior. → Please go to question 34

		often	some- times	rarely	never
	My immediate superior ...				
A	... is open and honest with me.	<input type="checkbox"/>	<input type="checkbox"/>	<input type="checkbox"/>	<input type="checkbox"/>
B	... treats me with respect.	<input type="checkbox"/>	<input type="checkbox"/>	<input type="checkbox"/>	<input type="checkbox"/>
C	... explains his / her decisions carefully.	<input type="checkbox"/>	<input type="checkbox"/>	<input type="checkbox"/>	<input type="checkbox"/>
D	... provides me with information that is relevant to me and my work in a timely manner.	<input type="checkbox"/>	<input type="checkbox"/>	<input type="checkbox"/>	<input type="checkbox"/>

34

The following statements refer to your perception of male and female superiors. Please indicate to what extent you agree or disagree with the following statements.

Please use the following scale. 1 means you "strongly agree" and 7 means you "strongly agree".

		strongly disagree						strongly agree
		1	2	3	4	5	6	7
A	In general, women make better leaders than men do.	<input type="checkbox"/>	<input type="checkbox"/>	<input type="checkbox"/>	<input type="checkbox"/>	<input type="checkbox"/>	<input type="checkbox"/>	<input type="checkbox"/>
B	In general I would rather work for a man than for a woman.	<input type="checkbox"/>	<input type="checkbox"/>	<input type="checkbox"/>	<input type="checkbox"/>	<input type="checkbox"/>	<input type="checkbox"/>	<input type="checkbox"/>

35

In your company, how just or unjust are the rules and regulations regarding the following decisions?

		very unjust	somewhat unjust	neither unjust nor just	somewhat just	very just
A	Salary / wage determination	<input type="checkbox"/>	<input type="checkbox"/>	<input type="checkbox"/>	<input type="checkbox"/>	<input type="checkbox"/>
B	Promotions	<input type="checkbox"/>	<input type="checkbox"/>	<input type="checkbox"/>	<input type="checkbox"/>	<input type="checkbox"/>
C	Dismissals	<input type="checkbox"/>	<input type="checkbox"/>	<input type="checkbox"/>	<input type="checkbox"/>	<input type="checkbox"/>
D	Work task allocation	<input type="checkbox"/>	<input type="checkbox"/>	<input type="checkbox"/>	<input type="checkbox"/>	<input type="checkbox"/>
E	Approval of vacation time	<input type="checkbox"/>	<input type="checkbox"/>	<input type="checkbox"/>	<input type="checkbox"/>	<input type="checkbox"/>

36

The following questions refer to your current job. Please indicate to what extent you agree or disagree with the following statements.

Please use the following scale. 1 means you "strongly agree" and 7 means you "strongly agree". You may grade your answer with values in between.

		strongly agree						strongly agree
		1	2	3	4	5	6	7
A	I have constant time pressure due to a heavy work load.	<input type="checkbox"/>	<input type="checkbox"/>	<input type="checkbox"/>	<input type="checkbox"/>	<input type="checkbox"/>	<input type="checkbox"/>	<input type="checkbox"/>
B	I am often interrupted and disturbed while performing my work.	<input type="checkbox"/>	<input type="checkbox"/>	<input type="checkbox"/>	<input type="checkbox"/>	<input type="checkbox"/>	<input type="checkbox"/>	<input type="checkbox"/>
C	The amount of my work has increased steadily over the last two years.	<input type="checkbox"/>	<input type="checkbox"/>	<input type="checkbox"/>	<input type="checkbox"/>	<input type="checkbox"/>	<input type="checkbox"/>	<input type="checkbox"/>
D	I receive the respect I deserve from my superior.	<input type="checkbox"/>	<input type="checkbox"/>	<input type="checkbox"/>	<input type="checkbox"/>	<input type="checkbox"/>	<input type="checkbox"/>	<input type="checkbox"/>
E	I receive the respect I deserve from my colleagues.	<input type="checkbox"/>	<input type="checkbox"/>	<input type="checkbox"/>	<input type="checkbox"/>	<input type="checkbox"/>	<input type="checkbox"/>	<input type="checkbox"/>
F	My job promotion prospects are poor in my establishment.	<input type="checkbox"/>	<input type="checkbox"/>	<input type="checkbox"/>	<input type="checkbox"/>	<input type="checkbox"/>	<input type="checkbox"/>	<input type="checkbox"/>
G	I am experiencing or expecting a worsening of my work situation.	<input type="checkbox"/>	<input type="checkbox"/>	<input type="checkbox"/>	<input type="checkbox"/>	<input type="checkbox"/>	<input type="checkbox"/>	<input type="checkbox"/>
H	My job is in jeopardy.	<input type="checkbox"/>	<input type="checkbox"/>	<input type="checkbox"/>	<input type="checkbox"/>	<input type="checkbox"/>	<input type="checkbox"/>	<input type="checkbox"/>
I	Considering all my efforts and achievements, I receive the respect and prestige I deserve at work.	<input type="checkbox"/>	<input type="checkbox"/>	<input type="checkbox"/>	<input type="checkbox"/>	<input type="checkbox"/>	<input type="checkbox"/>	<input type="checkbox"/>
J	Considering all my efforts and achievements, my job promotion prospects are adequate.	<input type="checkbox"/>	<input type="checkbox"/>	<input type="checkbox"/>	<input type="checkbox"/>	<input type="checkbox"/>	<input type="checkbox"/>	<input type="checkbox"/>
K	Considering all my efforts and achievements, my salary is adequate.	<input type="checkbox"/>	<input type="checkbox"/>	<input type="checkbox"/>	<input type="checkbox"/>	<input type="checkbox"/>	<input type="checkbox"/>	<input type="checkbox"/>
L	I get easily overwhelmed by time pressures at work.	<input type="checkbox"/>	<input type="checkbox"/>	<input type="checkbox"/>	<input type="checkbox"/>	<input type="checkbox"/>	<input type="checkbox"/>	<input type="checkbox"/>

37

Considering the work you do, would you say your current personal earnings are just, unjustly too low, or unjustly too high?

Please use the following scale ranging from -5 to +5.

unjustly too low

just

unjustly too high

-5

-4

-3

-2

-1

0

1

2

3

4

5

☐

☐

☐

☐

☐

☐

☐

☐

☐

☐

☐

38

In case you think your personal net earnings are unjust: What would be a just level of monthly net earnings for you?

Net earnings refer to the amount you receive after taxes and other deductions.

\_\_\_\_\_,- Euro per month (net)

39

In case you think your personal gross earnings are unjust: What would be a just level of monthly gross earnings for you?

Gross earnings refer to the amount you receive before taxes and other deductions.

\_\_\_\_\_,- Euro per month (gross)

40

What are your monthly net earnings?

Net earnings refer to the amount you receive after taxes and other deductions. In case you are self-employed, please state the amount, you usually earn.

\_\_\_\_\_,- Euro per month (net)

41

What are your monthly gross earnings?

Gross earnings refer to the amount you receive before taxes and other deductions. In case you are self-employed, please state the amount, you usually earn.

\_\_\_\_\_,- Euro per month (gross)

42

Thinking about all those working in Germany: In your opinion, how large is the share of people working in Germany, whose monthly gross earnings are lower than yours?

Please indicate the share using values between 0 and 100 percent.

\_\_\_ % of the people working in Germany have lower monthly gross earnings than myself.

43

And what about your organization? What is your estimate of the share of people working in your organization, whose monthly gross earnings are lower than yours?

Please indicate the share using values between 0 and 100 percent.

\_\_\_ % of the people working in my organization have lower monthly gross earnings than myself.

44

Thinking about your monthly contributions to the social security system (contributions to health insurance, nursing care insurance, pension insurance, and unemployment insurance), would you say these contributions are just, unjustly too low, or unjustly too high?

Please use the following scale ranging from -5 to +5.

unjustly too low

just

unjustly too high

-5

-4

-3

-2

-1

0

1

2

3

4

5

☐

☐

☐

☐

☐

☐

☐

☐

☐

☐

☐

45	Thinking about the amount of income tax you usually pay, would you say the amount of tax is just, unjustly too low, or unjustly too high?											
	Please use the following scale ranging from -5 to +5.											
	<div style="display: flex; justify-content: space-between; width: 100%;"> <span>unjustly too low</span> <span>just</span> <span>unjustly too high</span> </div> <div style="display: flex; justify-content: space-around; text-align: center;"> <span>-5</span><span>-4</span><span>-3</span><span>-2</span><span>-1</span><span>0</span><span>1</span><span>2</span><span>3</span><span>4</span><span>5</span> </div> <div style="display: flex; justify-content: space-around; text-align: center;"> <input type="checkbox"/><input type="checkbox"/><input type="checkbox"/><input type="checkbox"/><input type="checkbox"/><input type="checkbox"/><input type="checkbox"/><input type="checkbox"/><input type="checkbox"/><input type="checkbox"/><input type="checkbox"/> </div>											

46	When evaluating your own earnings, comparing your personal earnings to the earnings of other persons is often also relevant. Thinking about your personal earnings, <u>how important</u> is comparing your own earnings to the earnings of other people or groups of people to you?																						
	Please use the following scale. 1 means "very important" and 7 means "not at all important".																						
	<table border="0" style="width: 100%;"> <tr> <td style="width: 50%;">How important is comparing your own earnings to the earnings of ...</td> <td style="width: 10%; text-align: center;">very important</td> <td style="width: 10%;"></td> <td style="width: 10%;"></td> <td style="width: 10%;"></td> <td style="width: 10%;"></td> <td style="width: 10%;"></td> <td style="width: 10%; text-align: center;">not at all important</td> </tr> <tr> <td></td> <td style="text-align: center;">1</td> <td style="text-align: center;">2</td> <td style="text-align: center;">3</td> <td style="text-align: center;">4</td> <td style="text-align: center;">5</td> <td style="text-align: center;">6</td> <td style="text-align: center;">7</td> </tr> </table>								How important is comparing your own earnings to the earnings of ...	very important						not at all important		1	2	3	4	5	6
How important is comparing your own earnings to the earnings of ...	very important						not at all important																
	1	2	3	4	5	6	7																
A	... your friends?	<input type="checkbox"/>	<input type="checkbox"/>	<input type="checkbox"/>	<input type="checkbox"/>	<input type="checkbox"/>	<input type="checkbox"/>	<input type="checkbox"/>															
B	... your partner?	<input type="checkbox"/>	<input type="checkbox"/>	<input type="checkbox"/>	<input type="checkbox"/>	<input type="checkbox"/>	<input type="checkbox"/>	<input type="checkbox"/>															
C	... people who work in the same occupation as you?	<input type="checkbox"/>	<input type="checkbox"/>	<input type="checkbox"/>	<input type="checkbox"/>	<input type="checkbox"/>	<input type="checkbox"/>	<input type="checkbox"/>															
D	... colleagues from your organization who are the same age as you?	<input type="checkbox"/>	<input type="checkbox"/>	<input type="checkbox"/>	<input type="checkbox"/>	<input type="checkbox"/>	<input type="checkbox"/>	<input type="checkbox"/>															
E	... colleagues from your organization who have similar training and qualifications as you?	<input type="checkbox"/>	<input type="checkbox"/>	<input type="checkbox"/>	<input type="checkbox"/>	<input type="checkbox"/>	<input type="checkbox"/>	<input type="checkbox"/>															
F	... colleagues from your organization who work on similar tasks as you?	<input type="checkbox"/>	<input type="checkbox"/>	<input type="checkbox"/>	<input type="checkbox"/>	<input type="checkbox"/>	<input type="checkbox"/>	<input type="checkbox"/>															

47	And <u>how</u> do your own earnings compare to the earnings of those people or groups of people?										
	Are your own earnings much lower, somewhat lower, about the same, somewhat higher, or much higher than the income of ...										
	<table border="0" style="width: 100%;"> <tr> <td style="width: 20%;"></td> <td style="width: 15%; text-align: center;">much lower</td> <td style="width: 15%; text-align: center;">somewhat lower</td> <td style="width: 15%; text-align: center;">about the same</td> <td style="width: 15%; text-align: center;">somewhat higher</td> <td style="width: 15%; text-align: center;">much higher</td> </tr> </table>							much lower	somewhat lower	about the same	somewhat higher
	much lower	somewhat lower	about the same	somewhat higher	much higher						
A	... your friends?	<input type="checkbox"/>	<input type="checkbox"/>	<input type="checkbox"/>	<input type="checkbox"/>	<input type="checkbox"/>					
B	... your partner?	<input type="checkbox"/>	<input type="checkbox"/>	<input type="checkbox"/>	<input type="checkbox"/>	<input type="checkbox"/>					
C	... people who work in the same occupation as you?	<input type="checkbox"/>	<input type="checkbox"/>	<input type="checkbox"/>	<input type="checkbox"/>	<input type="checkbox"/>					
D	... colleagues from your organization who are the same age as you?	<input type="checkbox"/>	<input type="checkbox"/>	<input type="checkbox"/>	<input type="checkbox"/>	<input type="checkbox"/>					
E	... colleagues from your organization who have similar training and qualifications as you?	<input type="checkbox"/>	<input type="checkbox"/>	<input type="checkbox"/>	<input type="checkbox"/>	<input type="checkbox"/>					
F	... colleagues from your organization who work on similar tasks as you?	<input type="checkbox"/>	<input type="checkbox"/>	<input type="checkbox"/>	<input type="checkbox"/>	<input type="checkbox"/>					

48	In your opinion, what criteria should be considered when setting wages, salaries and bonus payments in an establishment? Please indicate to what extent you agree or disagree with the following statements.																						
	Please use the following scale. 1 means you "disagree strongly" and 7 means you "agree strongly".																						
	<table border="0" style="width: 100%;"> <tr> <td style="width: 45%;"></td> <td style="width: 10%; text-align: center;">strongly disagree</td> <td style="width: 10%;"></td> <td style="width: 10%;"></td> <td style="width: 10%;"></td> <td style="width: 10%;"></td> <td style="width: 10%;"></td> <td style="width: 10%; text-align: center;">strongly agree</td> </tr> <tr> <td></td> <td style="text-align: center;">1</td> <td style="text-align: center;">2</td> <td style="text-align: center;">3</td> <td style="text-align: center;">4</td> <td style="text-align: center;">5</td> <td style="text-align: center;">6</td> <td style="text-align: center;">7</td> </tr> </table>									strongly disagree						strongly agree		1	2	3	4	5	6
	strongly disagree						strongly agree																
	1	2	3	4	5	6	7																
A	Those who work harder and achieve better results should earn more.	<input type="checkbox"/>	<input type="checkbox"/>	<input type="checkbox"/>	<input type="checkbox"/>	<input type="checkbox"/>	<input type="checkbox"/>	<input type="checkbox"/>															
B	Those who are more burdened outside of work, e.g. taking care of children or relatives in need of care, should earn more.	<input type="checkbox"/>	<input type="checkbox"/>	<input type="checkbox"/>	<input type="checkbox"/>	<input type="checkbox"/>	<input type="checkbox"/>	<input type="checkbox"/>															
C	Those higher up in the organization's hierarchy should earn more.	<input type="checkbox"/>	<input type="checkbox"/>	<input type="checkbox"/>	<input type="checkbox"/>	<input type="checkbox"/>	<input type="checkbox"/>	<input type="checkbox"/>															
D	Those who have been with the company for a longer time should earn more.	<input type="checkbox"/>	<input type="checkbox"/>	<input type="checkbox"/>	<input type="checkbox"/>	<input type="checkbox"/>	<input type="checkbox"/>	<input type="checkbox"/>															
E	An organization can only be successful, if the differences in employees' incomes are large enough.	<input type="checkbox"/>	<input type="checkbox"/>	<input type="checkbox"/>	<input type="checkbox"/>	<input type="checkbox"/>	<input type="checkbox"/>	<input type="checkbox"/>															



49

And now please think about what others earn before taxes and other deductions here in Germany: How just are the gross earnings of those working full-time in occupations with high incomes, such as medical doctors, engineers, or university professors, and earning 6,100 Euro on average per month? Would you say these earnings are just, unjustly too low, or unjustly too high?

Please use the following scale ranging from -5 to +5

unjustly too low				just				unjustly too high			
-5	-4	-3	-2	-1	0	1	2	3	4	5	
<input type="checkbox"/>	<input type="checkbox"/>	<input type="checkbox"/>	<input type="checkbox"/>	<input type="checkbox"/>	<input type="checkbox"/>	<input type="checkbox"/>	<input type="checkbox"/>	<input type="checkbox"/>	<input type="checkbox"/>	<input type="checkbox"/>	

50

And how just are the gross earnings of those in Germany working full-time in occupations with middle incomes, such as nurses, accountants, or electricians, and earning 2,700 Euro on average per month? Would you say these earnings are just, unjustly too low, or unjustly too high?

Please use the following scale ranging from -5 to +5

unjustly too low				just				unjustly too high			
-5	-4	-3	-2	-1	0	1	2	3	4	5	
<input type="checkbox"/>	<input type="checkbox"/>	<input type="checkbox"/>	<input type="checkbox"/>	<input type="checkbox"/>	<input type="checkbox"/>	<input type="checkbox"/>	<input type="checkbox"/>	<input type="checkbox"/>	<input type="checkbox"/>	<input type="checkbox"/>	

51

And how just are the gross earnings of those in Germany working full-time in occupations with low incomes, such as cleaning personnel, hairdressers, or parcel carriers, and earning 1,200 Euro on average per month? Would you say these earnings are just, unjustly too low, or unjustly too high?

Please use the following scale ranging from -5 to +5

unjustly too low				just				unjustly too high			
-5	-4	-3	-2	-1	0	1	2	3	4	5	
<input type="checkbox"/>	<input type="checkbox"/>	<input type="checkbox"/>	<input type="checkbox"/>	<input type="checkbox"/>	<input type="checkbox"/>	<input type="checkbox"/>	<input type="checkbox"/>	<input type="checkbox"/>	<input type="checkbox"/>	<input type="checkbox"/>	

52

Thinking about the gross earnings that others who work full-time in the same occupation as you usually have. Would you say these earnings are just, unjustly too low, or unjustly too high?

Please use the following scale ranging from -5 to +5




unjustly too low				just				unjustly too high			
-5	-4	-3	-2	-1	0	1	2	3	4	5	
<input type="checkbox"/>	<input type="checkbox"/>	<input type="checkbox"/>	<input type="checkbox"/>	<input type="checkbox"/>	<input type="checkbox"/>	<input type="checkbox"/>	<input type="checkbox"/>	<input type="checkbox"/>	<input type="checkbox"/>	<input type="checkbox"/>	







## Your friends and social relations

**53** The next few questions refer to the people you spent your free time with. Please think of the **three people** you most frequently spent time with **outside of work**.

They can be relatives or non-relatives, **but you may not choose people you share a household with.**

		Person 1 first name or initials	Person 2 first name or initials	Person 3 first name or initials
<b>54</b>	Is this person a man or a woman?			
	man	<input type="checkbox"/>	<input type="checkbox"/>	<input type="checkbox"/>
	woman	<input type="checkbox"/>	<input type="checkbox"/>	<input type="checkbox"/>
<b>55</b>	How old is this person? <i>Please guess the age, if you are not exactly sure.</i>	<input type="text"/> years	<input type="text"/> years	<input type="text"/> years
<b>56</b>	What is your relationship with this person? <i>Please name <u>all</u> kinds of relationships that apply.</i>			
	Partner	<input type="checkbox"/>	<input type="checkbox"/>	<input type="checkbox"/>
	Colleague	<input type="checkbox"/>	<input type="checkbox"/>	<input type="checkbox"/>
	Neighbor	<input type="checkbox"/>	<input type="checkbox"/>	<input type="checkbox"/>
	Friend or Acquaintance	<input type="checkbox"/>	<input type="checkbox"/>	<input type="checkbox"/>
	Daughter or son	<input type="checkbox"/>	<input type="checkbox"/>	<input type="checkbox"/>
	Mother or father	<input type="checkbox"/>	<input type="checkbox"/>	<input type="checkbox"/>
	Sister or brother	<input type="checkbox"/>	<input type="checkbox"/>	<input type="checkbox"/>
	Other relative	<input type="checkbox"/>	<input type="checkbox"/>	<input type="checkbox"/>
	Other:	<input type="text"/>	<input type="text"/>	<input type="text"/>
<b>57</b>	Where was this person born?			
	The old West German states	<input type="checkbox"/>	<input type="checkbox"/>	<input type="checkbox"/>
	The newly-formed German states (former GDR)	<input type="checkbox"/>	<input type="checkbox"/>	<input type="checkbox"/>
	In another country	<input type="checkbox"/>	<input type="checkbox"/>	<input type="checkbox"/>
<b>58</b>	Does this person have a migration background? <i>A person is considered to have a migration background if at least one of the following criteria is met: (1) the person is not a German citizen, or (2) the person was born outside the current territory of the Federal Republic of Germany, or (3) at least one of the person's parents was born outside the current territory of the Federal Republic of Germany.</i>			
	Yes	<input type="checkbox"/>	<input type="checkbox"/>	<input type="checkbox"/>
	No	<input type="checkbox"/>	<input type="checkbox"/>	<input type="checkbox"/>

		<b>Person 1</b>  first name or initials	<b>Person 2</b>  first name or initials	<b>Person 3</b>  first name or initials
59	<b>What is the highest level of general education this person has successfully completed?</b> <i>Only <u>one</u> answer possible.</i>			
	left school without certificate of secondary education	<input type="checkbox"/>	<input type="checkbox"/>	<input type="checkbox"/>
	general school leaving certificate obtained on completion of grade 8 ("Volks- / Hauptschulabschluss")	<input type="checkbox"/>	<input type="checkbox"/>	<input type="checkbox"/>
	general school leaving certificate obtained on completion of grade 10 ("Mittlere Reife")	<input type="checkbox"/>	<input type="checkbox"/>	<input type="checkbox"/>
	General or specialized higher education entrance qualification ("Fachhochschulreife / Fachoberschule / Abitur")	<input type="checkbox"/>	<input type="checkbox"/>	<input type="checkbox"/>
60	<b>Is this person currently employed?</b>			
	Yes	<input type="checkbox"/>	<input type="checkbox"/>	<input type="checkbox"/>
	No	<input type="checkbox"/>	<input type="checkbox"/>	<input type="checkbox"/>
61	<b>Does or did this person work in an occupation <u>similar to yours</u>?</b>			
	Yes, similar occupation	<input type="checkbox"/>	<input type="checkbox"/>	<input type="checkbox"/>
	No	<input type="checkbox"/>	<input type="checkbox"/>	<input type="checkbox"/>
62	<b>On average, how often are you usually in contact with this person? This may include meeting in person or talking on the phone.</b>			
	(almost) every day	<input type="checkbox"/>	<input type="checkbox"/>	<input type="checkbox"/>
	at least once a week	<input type="checkbox"/>	<input type="checkbox"/>	<input type="checkbox"/>
	at least once a month	<input type="checkbox"/>	<input type="checkbox"/>	<input type="checkbox"/>
	less often	<input type="checkbox"/>	<input type="checkbox"/>	<input type="checkbox"/>
63	<b>And how do these person's earnings compare to your earnings?</b>			
	My earnings are ...			
	... much higher.	<input type="checkbox"/>	<input type="checkbox"/>	<input type="checkbox"/>
	... somewhat higher.	<input type="checkbox"/>	<input type="checkbox"/>	<input type="checkbox"/>
	... about the same.	<input type="checkbox"/>	<input type="checkbox"/>	<input type="checkbox"/>
	... somewhat lower.	<input type="checkbox"/>	<input type="checkbox"/>	<input type="checkbox"/>
	... much lower.	<input type="checkbox"/>	<input type="checkbox"/>	<input type="checkbox"/>
	The person does not have an income from work.	<input type="checkbox"/>	<input type="checkbox"/>	<input type="checkbox"/>

		<b>Person 1</b>  _____ first name or initials	<b>Person 2</b>  _____ first name or initials	<b>Person 3</b>  _____ first name or initials
<b>64</b>	<b>How close do you feel to this person?</b>			
	very close	<input type="checkbox"/>	<input type="checkbox"/>	<input type="checkbox"/>
	quite close	<input type="checkbox"/>	<input type="checkbox"/>	<input type="checkbox"/>
	somewhat close	<input type="checkbox"/>	<input type="checkbox"/>	<input type="checkbox"/>
	not very close	<input type="checkbox"/>	<input type="checkbox"/>	<input type="checkbox"/>
	not at all close	<input type="checkbox"/>	<input type="checkbox"/>	<input type="checkbox"/>
<b>65</b>	<b>How long have you known this person (in years)?</b>			
		 _____ years	 _____ years	 _____ years
<b>66</b>	<b>Is this person more likely to agree or disagree with the following statement?</b>			
	A society is just if there are only minor income disparities between people.			
	more likely to agree	<input type="checkbox"/>	<input type="checkbox"/>	<input type="checkbox"/>
	more likely to disagree	<input type="checkbox"/>	<input type="checkbox"/>	<input type="checkbox"/>
<b>67</b>	<b>Please indicate how well, if at all, these three people know each other.</b>			
		know each other well	do not know each other very well	do not know each other at all
	Person 1 and person 2	<input type="checkbox"/>	<input type="checkbox"/>	<input type="checkbox"/>
	Person 1 and person 3	<input type="checkbox"/>	<input type="checkbox"/>	<input type="checkbox"/>
	Person 2 and person 3	<input type="checkbox"/>	<input type="checkbox"/>	<input type="checkbox"/>





## Social and personal values

68

The following statements describe different views about what can be considered just or unjust in Germany. Please indicate for each statement whether you strongly agree, somewhat agree, neither agree nor disagree, somewhat disagree, or strongly disagree.

		strongly agree	somewhat agree	neither nor	somewhat disagree	strongly disagree
A	The government should provide a job for everyone who wants to work.	<input type="checkbox"/>	<input type="checkbox"/>	<input type="checkbox"/>	<input type="checkbox"/>	<input type="checkbox"/>
B	There is incentive for individual effort only if differences in income are large enough.	<input type="checkbox"/>	<input type="checkbox"/>	<input type="checkbox"/>	<input type="checkbox"/>	<input type="checkbox"/>
C	It is just that parents pass on their wealth to their children, even if this means, that children of wealthier parents have better chances in life.	<input type="checkbox"/>	<input type="checkbox"/>	<input type="checkbox"/>	<input type="checkbox"/>	<input type="checkbox"/>
D	The government should guarantee everyone a minimum standard of living.	<input type="checkbox"/>	<input type="checkbox"/>	<input type="checkbox"/>	<input type="checkbox"/>	<input type="checkbox"/>
E	The way things are these days, it is hard to know what is just anymore.	<input type="checkbox"/>	<input type="checkbox"/>	<input type="checkbox"/>	<input type="checkbox"/>	<input type="checkbox"/>
F	People are entitled to keep what they have earned, even if this means some people will be wealthier than others.	<input type="checkbox"/>	<input type="checkbox"/>	<input type="checkbox"/>	<input type="checkbox"/>	<input type="checkbox"/>
G	There is no point in arguing about social justice since it is impossible to change things.	<input type="checkbox"/>	<input type="checkbox"/>	<input type="checkbox"/>	<input type="checkbox"/>	<input type="checkbox"/>
H	It is all right if businessmen make good profits because everyone benefits in the end.	<input type="checkbox"/>	<input type="checkbox"/>	<input type="checkbox"/>	<input type="checkbox"/>	<input type="checkbox"/>

69

How much do you personally trust the following people, organizations, and institution?

1 means: you do not trust the person, organization or institution at all and 7 means you have complete trust.

		no trust at all					complete trust	
	How much do you trust ...	1	2	3	4	5	6	7
A	... your neighbors?	<input type="checkbox"/>	<input type="checkbox"/>	<input type="checkbox"/>	<input type="checkbox"/>	<input type="checkbox"/>	<input type="checkbox"/>	<input type="checkbox"/>
B	... your colleagues?	<input type="checkbox"/>	<input type="checkbox"/>	<input type="checkbox"/>	<input type="checkbox"/>	<input type="checkbox"/>	<input type="checkbox"/>	<input type="checkbox"/>
C	... the people who run the company you work for?	<input type="checkbox"/>	<input type="checkbox"/>	<input type="checkbox"/>	<input type="checkbox"/>	<input type="checkbox"/>	<input type="checkbox"/>	<input type="checkbox"/>
D	... unions?	<input type="checkbox"/>	<input type="checkbox"/>	<input type="checkbox"/>	<input type="checkbox"/>	<input type="checkbox"/>	<input type="checkbox"/>	<input type="checkbox"/>
E	... large businesses?	<input type="checkbox"/>	<input type="checkbox"/>	<input type="checkbox"/>	<input type="checkbox"/>	<input type="checkbox"/>	<input type="checkbox"/>	<input type="checkbox"/>
F	... political parties?	<input type="checkbox"/>	<input type="checkbox"/>	<input type="checkbox"/>	<input type="checkbox"/>	<input type="checkbox"/>	<input type="checkbox"/>	<input type="checkbox"/>
G	... the federal government („Bundesregierung“)?	<input type="checkbox"/>	<input type="checkbox"/>	<input type="checkbox"/>	<input type="checkbox"/>	<input type="checkbox"/>	<input type="checkbox"/>	<input type="checkbox"/>
H	... the pension system?	<input type="checkbox"/>	<input type="checkbox"/>	<input type="checkbox"/>	<input type="checkbox"/>	<input type="checkbox"/>	<input type="checkbox"/>	<input type="checkbox"/>
I	... the health insurance system?	<input type="checkbox"/>	<input type="checkbox"/>	<input type="checkbox"/>	<input type="checkbox"/>	<input type="checkbox"/>	<input type="checkbox"/>	<input type="checkbox"/>
J	... unemployment insurance?	<input type="checkbox"/>	<input type="checkbox"/>	<input type="checkbox"/>	<input type="checkbox"/>	<input type="checkbox"/>	<input type="checkbox"/>	<input type="checkbox"/>
K	... the police?	<input type="checkbox"/>	<input type="checkbox"/>	<input type="checkbox"/>	<input type="checkbox"/>	<input type="checkbox"/>	<input type="checkbox"/>	<input type="checkbox"/>
L	... the press?	<input type="checkbox"/>	<input type="checkbox"/>	<input type="checkbox"/>	<input type="checkbox"/>	<input type="checkbox"/>	<input type="checkbox"/>	<input type="checkbox"/>

**70** People differ in the way they react when interacting with other people. The following statements describe a variety of social situations. Please indicate to what extent the following statements apply to you. In case you have not experienced the situations described below, please indicate what your likely reaction would be.

First, we will look at situations to the advantage of others and to your own disadvantage because you were put at an disadvantage, exploited or treated unfairly by others.

To what extent do the following statements apply to you?

1 means the statement "does not apply at all" and 7 means the statement "applies completely".

		does not apply at all	1	2	3	4	5	6	7	applies completely
A	It makes me angry when others are undeservingly better off than me.		<input type="checkbox"/>	<input type="checkbox"/>	<input type="checkbox"/>	<input type="checkbox"/>	<input type="checkbox"/>	<input type="checkbox"/>	<input type="checkbox"/>	
B	It bothers me when I have to work hard for things that come easily to others.		<input type="checkbox"/>	<input type="checkbox"/>	<input type="checkbox"/>	<input type="checkbox"/>	<input type="checkbox"/>	<input type="checkbox"/>	<input type="checkbox"/>	

**71** Now, we will look at situations in which you notice or learn that someone else is being treated unfairly, put at a disadvantage, or used – without you being involved.

To what extent do the following statements apply to you?

1 means the statement "does not apply at all" and 7 means the statement "applies completely".

		does not apply at all	1	2	3	4	5	6	7	applies completely
A	I am upset when someone is undeservingly worse off than others.		<input type="checkbox"/>	<input type="checkbox"/>	<input type="checkbox"/>	<input type="checkbox"/>	<input type="checkbox"/>	<input type="checkbox"/>	<input type="checkbox"/>	
B	It bothers me when someone has to work hard for things that come easily to others.		<input type="checkbox"/>	<input type="checkbox"/>	<input type="checkbox"/>	<input type="checkbox"/>	<input type="checkbox"/>	<input type="checkbox"/>	<input type="checkbox"/>	

**72** Now, we will look at situations that turn to your advantage and to the disadvantage of others – without you putting someone at a disadvantage, exploiting or treating others unfairly.

To what extent do the following statements apply to you?

1 means the statement "does not apply at all" and 7 means the statement "applies completely".

		does not apply at all	1	2	3	4	5	6	7	applies completely
A	I feel guilty when I am better off than others for no reason.		<input type="checkbox"/>	<input type="checkbox"/>	<input type="checkbox"/>	<input type="checkbox"/>	<input type="checkbox"/>	<input type="checkbox"/>	<input type="checkbox"/>	
B	It bothers me when things come easily to me that others have to work hard for.		<input type="checkbox"/>	<input type="checkbox"/>	<input type="checkbox"/>	<input type="checkbox"/>	<input type="checkbox"/>	<input type="checkbox"/>	<input type="checkbox"/>	

**73** Finally, we will look at situations in which you treat someone else unfairly, discriminate against someone, or exploit someone.

To what extent do the following statements apply to you?

1 means the statement "does not apply at all" and 7 means the statement "applies completely".

		does not apply at all	1	2	3	4	5	6	7	applies completely
A	I feel guilty when I enrich myself at the cost of others.		<input type="checkbox"/>	<input type="checkbox"/>	<input type="checkbox"/>	<input type="checkbox"/>	<input type="checkbox"/>	<input type="checkbox"/>	<input type="checkbox"/>	
B	It bothers me when I use tricks to achieve something while others have to struggle for it.		<input type="checkbox"/>	<input type="checkbox"/>	<input type="checkbox"/>	<input type="checkbox"/>	<input type="checkbox"/>	<input type="checkbox"/>	<input type="checkbox"/>	



74

**Most people compare themselves with others from time to time. There is nothing particularly „good“ or „bad“ about this type of comparison and some people do it more than others. We would like to find out how often you compare yourself with other people. Please indicate to what extent the following statements apply to you.**  
*1 means the statement “does not apply at all” and 7 means the statement “applies completely”.*

		does not apply at all					applies completely	
		1	2	3	4	5	6	7
A	I always pay a lot of attention to how I do things compared with how others do things.	<input type="checkbox"/>	<input type="checkbox"/>	<input type="checkbox"/>	<input type="checkbox"/>	<input type="checkbox"/>	<input type="checkbox"/>	<input type="checkbox"/>
B	I often try to find out what others think who face similar problems as I face.	<input type="checkbox"/>	<input type="checkbox"/>	<input type="checkbox"/>	<input type="checkbox"/>	<input type="checkbox"/>	<input type="checkbox"/>	<input type="checkbox"/>
C	I often compare how I am doing socially (e.g. social skills, popularity) with other people.	<input type="checkbox"/>	<input type="checkbox"/>	<input type="checkbox"/>	<input type="checkbox"/>	<input type="checkbox"/>	<input type="checkbox"/>	<input type="checkbox"/>
D	I always like to know what others in a similar situation would do.	<input type="checkbox"/>	<input type="checkbox"/>	<input type="checkbox"/>	<input type="checkbox"/>	<input type="checkbox"/>	<input type="checkbox"/>	<input type="checkbox"/>
E	If I want to find out how I have done something, I compare what I have done with how others have done.	<input type="checkbox"/>	<input type="checkbox"/>	<input type="checkbox"/>	<input type="checkbox"/>	<input type="checkbox"/>	<input type="checkbox"/>	<input type="checkbox"/>
F	If I want to learn more about something, I try to find out what others think about it.	<input type="checkbox"/>	<input type="checkbox"/>	<input type="checkbox"/>	<input type="checkbox"/>	<input type="checkbox"/>	<input type="checkbox"/>	<input type="checkbox"/>

75

**To what extent do the following statements apply to you?**

*1 means the statement “does not apply at all” and 7 means the statement “applies completely”.*

		does not apply at all					applies completely	
		1	2	3	4	5	6	7
A	My first impression of people usually turns out to be right.	<input type="checkbox"/>	<input type="checkbox"/>	<input type="checkbox"/>	<input type="checkbox"/>	<input type="checkbox"/>	<input type="checkbox"/>	<input type="checkbox"/>
B	I am usually very confident of my judgment.	<input type="checkbox"/>	<input type="checkbox"/>	<input type="checkbox"/>	<input type="checkbox"/>	<input type="checkbox"/>	<input type="checkbox"/>	<input type="checkbox"/>
C	I am not always sure about the reason behind my actions.	<input type="checkbox"/>	<input type="checkbox"/>	<input type="checkbox"/>	<input type="checkbox"/>	<input type="checkbox"/>	<input type="checkbox"/>	<input type="checkbox"/>
D	I have received too much change from a salesperson and kept it.	<input type="checkbox"/>	<input type="checkbox"/>	<input type="checkbox"/>	<input type="checkbox"/>	<input type="checkbox"/>	<input type="checkbox"/>	<input type="checkbox"/>
E	I am always honest.	<input type="checkbox"/>	<input type="checkbox"/>	<input type="checkbox"/>	<input type="checkbox"/>	<input type="checkbox"/>	<input type="checkbox"/>	<input type="checkbox"/>
F	I have never taken advantage of someone.	<input type="checkbox"/>	<input type="checkbox"/>	<input type="checkbox"/>	<input type="checkbox"/>	<input type="checkbox"/>	<input type="checkbox"/>	<input type="checkbox"/>

76

**Thinking about the last four weeks, how often did it happen that ...**

		often	sometimes	rarely	never
A	... you felt unhappy and depressed?	<input type="checkbox"/>	<input type="checkbox"/>	<input type="checkbox"/>	<input type="checkbox"/>
B	... health problems hampered you in your daily activities?	<input type="checkbox"/>	<input type="checkbox"/>	<input type="checkbox"/>	<input type="checkbox"/>

77


**How would you describe your health?**

<input type="checkbox"/>	Very Good
<input type="checkbox"/>	Good
<input type="checkbox"/>	Satisfactory
<input type="checkbox"/>	Poor
<input type="checkbox"/>	Bad

A person's general well-being depends on a variety of things.

**To what extent** do the following areas affect determine your general well-being?

Please answer for all areas listed below by using the following scale: If you think that something does not affect your general well-being at all, indicate 1. If you think something very strongly affects your general well-being, indicate 7.

		not at all							very strongly
		1	2	3	4	5	6	7	
A	The possibilities to be physically and mentally active	<input type="checkbox"/>	<input type="checkbox"/>	<input type="checkbox"/>	<input type="checkbox"/>	<input type="checkbox"/>	<input type="checkbox"/>	<input type="checkbox"/>	
B	Housing situation	<input type="checkbox"/>	<input type="checkbox"/>	<input type="checkbox"/>	<input type="checkbox"/>	<input type="checkbox"/>	<input type="checkbox"/>	<input type="checkbox"/>	
C	Health	<input type="checkbox"/>	<input type="checkbox"/>	<input type="checkbox"/>	<input type="checkbox"/>	<input type="checkbox"/>	<input type="checkbox"/>	<input type="checkbox"/>	
D	An occupation's prestige in society	<input type="checkbox"/>	<input type="checkbox"/>	<input type="checkbox"/>	<input type="checkbox"/>	<input type="checkbox"/>	<input type="checkbox"/>	<input type="checkbox"/>	
E	One's accomplishments compared to those of others	<input type="checkbox"/>	<input type="checkbox"/>	<input type="checkbox"/>	<input type="checkbox"/>	<input type="checkbox"/>	<input type="checkbox"/>	<input type="checkbox"/>	
F	The respect one receives from friends and acquaintances	<input type="checkbox"/>	<input type="checkbox"/>	<input type="checkbox"/>	<input type="checkbox"/>	<input type="checkbox"/>	<input type="checkbox"/>	<input type="checkbox"/>	
G	The respect one receives at work	<input type="checkbox"/>	<input type="checkbox"/>	<input type="checkbox"/>	<input type="checkbox"/>	<input type="checkbox"/>	<input type="checkbox"/>	<input type="checkbox"/>	
H	The affection one receives from the own partner and family	<input type="checkbox"/>	<input type="checkbox"/>	<input type="checkbox"/>	<input type="checkbox"/>	<input type="checkbox"/>	<input type="checkbox"/>	<input type="checkbox"/>	

**And how satisfied** are you with these areas of your life?

Please answer by using the following scale: 0 means "completely dissatisfied" and 10 means "completely satisfied". If you are somewhat dissatisfied / somewhat satisfied, use values in between.

		completely dissatisfied										completely satisfied
		0	1	2	3	4	5	6	7	8	9	10
A	... your possibilities to be physically and mentally active?	<input type="checkbox"/>	<input type="checkbox"/>	<input type="checkbox"/>	<input type="checkbox"/>	<input type="checkbox"/>	<input type="checkbox"/>	<input type="checkbox"/>	<input type="checkbox"/>	<input type="checkbox"/>	<input type="checkbox"/>	<input type="checkbox"/>
B	... your housing situation?	<input type="checkbox"/>	<input type="checkbox"/>	<input type="checkbox"/>	<input type="checkbox"/>	<input type="checkbox"/>	<input type="checkbox"/>	<input type="checkbox"/>	<input type="checkbox"/>	<input type="checkbox"/>	<input type="checkbox"/>	<input type="checkbox"/>
C	... your health?	<input type="checkbox"/>	<input type="checkbox"/>	<input type="checkbox"/>	<input type="checkbox"/>	<input type="checkbox"/>	<input type="checkbox"/>	<input type="checkbox"/>	<input type="checkbox"/>	<input type="checkbox"/>	<input type="checkbox"/>	<input type="checkbox"/>
D	... your occupation's prestige in society?	<input type="checkbox"/>	<input type="checkbox"/>	<input type="checkbox"/>	<input type="checkbox"/>	<input type="checkbox"/>	<input type="checkbox"/>	<input type="checkbox"/>	<input type="checkbox"/>	<input type="checkbox"/>	<input type="checkbox"/>	<input type="checkbox"/>
E	... your accomplishments compared to those of others?	<input type="checkbox"/>	<input type="checkbox"/>	<input type="checkbox"/>	<input type="checkbox"/>	<input type="checkbox"/>	<input type="checkbox"/>	<input type="checkbox"/>	<input type="checkbox"/>	<input type="checkbox"/>	<input type="checkbox"/>	<input type="checkbox"/>
F	... the respect you receive from friends and acquaintances?	<input type="checkbox"/>	<input type="checkbox"/>	<input type="checkbox"/>	<input type="checkbox"/>	<input type="checkbox"/>	<input type="checkbox"/>	<input type="checkbox"/>	<input type="checkbox"/>	<input type="checkbox"/>	<input type="checkbox"/>	<input type="checkbox"/>
G	... the respect you receive at work?	<input type="checkbox"/>	<input type="checkbox"/>	<input type="checkbox"/>	<input type="checkbox"/>	<input type="checkbox"/>	<input type="checkbox"/>	<input type="checkbox"/>	<input type="checkbox"/>	<input type="checkbox"/>	<input type="checkbox"/>	<input type="checkbox"/>
H	... the affection you receive from your partner and family?	<input type="checkbox"/>	<input type="checkbox"/>	<input type="checkbox"/>	<input type="checkbox"/>	<input type="checkbox"/>	<input type="checkbox"/>	<input type="checkbox"/>	<input type="checkbox"/>	<input type="checkbox"/>	<input type="checkbox"/>	<input type="checkbox"/>

## Your personal life

80

Let us now turn to your personal situation. The last time you participated in this study was in winter 2012 / 2013. A lot of things may have changed in your personal life in the past 4 years. We would like to know, which of the life events listed below have occurred in your life since the first time this survey was conducted in winter 2012 / 2013.

	Yes	No
A Compared to the first interview in winter 2012 / 2013, I live in a different neighborhood or a different city.	<input type="checkbox"/>	<input type="checkbox"/>
B Compared to the first interview in winter 2012 / 2013, I have a different partner.	<input type="checkbox"/>	<input type="checkbox"/>
C Since the first interview in winter 2012 / 2013, I became the mother / father of at least one child.	<input type="checkbox"/>	<input type="checkbox"/>
D Since the first interview in winter 2012 / 2013, I got married.	<input type="checkbox"/>	<input type="checkbox"/>
E Since the first interview in winter 2012 / 2013, I broke up with my partner.	<input type="checkbox"/>	<input type="checkbox"/>
F Since the first interview in winter 2012 / 2013, I had a serious illness or severe accident.	<input type="checkbox"/>	<input type="checkbox"/>
G Since the first interview in winter 2012 / 2013, someone living in the same household as me had a serious illness, severe accident, or has died.	<input type="checkbox"/>	<input type="checkbox"/>
H Since the first interview in winter 2012 / 2013, a family member, who is not living in the same household as me, had a serious illness, severe accident, or has died.	<input type="checkbox"/>	<input type="checkbox"/>
I Since the first interview in winter 2012 / 2013, a friend of mine, had a serious illness, severe accident, or has died.	<input type="checkbox"/>	<input type="checkbox"/>

81

What is your marital status?

- ☐ Married, living together with my spouse → Please go to question 84
- ☐ Civil union, living together with my spouse → Please go to question 84
- ☐ Married, separated
- ☐ Civil union, separated
- ☐ Single
- ☐ Divorced / civil union dissolved
- ☐ Widowed / partner from civil union deceased

82

Are you currently in a committed relationship?

- ☐ Yes
- ☐ No → Please go to question 94

83

Does your partner live in the same household as you?

- ☐ Yes
- ☐ No

84

**What is the highest level of general education your partner has successfully completed?**

- ☐ Student in full-time general schooling
- ☐ Left school without certificate of secondary education
- ☐ General education school leaving certificate obtained on completion of grade 8 ("Volks-, Hauptschulabschluss / Polytechnische Oberschule mit 8. Klasse-Abschluss")
- ☐ General education school leaving certificate obtained on completion of grade 10 ("Mittlere Reife, Realschulabschluss, Fachschulreife/ Polytechnische Oberschule mit 10. Klasse-Abschluss (Abschluss POS vor 1965: 8. Klasse)")
- ☐ School leaving certificate obtained on completion of grade 12 from higher secondary or vocational school ("Fachhochschulreife, Abschluss einer Fachoberschule")
- ☐ General or specialized higher education entrance qualification ("Allgemeine oder fachgebundene Hochschulreife / Abitur (Gymnasium bzw. EOS, auch EOS mit Lehre)")
- ☐ General higher education entrance qualification via second chance education
- ☐ Other: \\_\_\_\_\_

85

**What level of higher education or vocational degrees did your partner obtain? Which of the following applies to your partner?**


*Please indicate all that applies.*

- ☐ Still in vocational training (vocational preparation year, apprentice, trainee, intern, student)
- ☐ Student attending vocational school ("berufsorientierte Aufbau-, Fachschule o. Ä.")
- ☐ No vocational certificate and currently not enrolled in vocational training
- ☐ Completed company-based vocational training
- ☐ Completed school-based vocational training ("Berufsfachschule, Handelsschule, Vorbereitungsdienst für den mittleren Dienst in der öffentlichen Verwaltung")
- ☐ Completed school-based vocational training in former GDR
- ☐ Completed specialized or technical vocational college certificate; master(craftsman), technician or equivalent college certificate ("Ausbildung an einer Fach-, Meister-, Technikerschule, Berufs- oder Fachakademie abgeschlossen")
- ☐ Bachelor's degree (University or "Fachhochschule")
- ☐ "Diplom" or Master's degree completed at "Fachhochschule"
- ☐ University degree (e.g. Master's degree, "Diplom", "Magister", "Staatsexamen")
- ☐ Doctoral degree
- ☐ Other higher education or vocational degrees: \\_\_\_\_\_

86

**Thinking about your partner's current job situation, which of the following applies to him / her?**

Please note that the term "employment" means all kinds of paid activities or activities that are associated with income from work. In case of more than one activity, please refer to his / her main activity.

- ☐ Full-time employed
- ☐ Part-time employed
- ☐ Partial retirement (in working phase)
- ☐ Partial retirement (in passive phase)
- ☐ Marginally employed, "450-Euro-Job", "Minijob"
- ☐ „Ein-Euro-Job“ with unemployment benefits ("Arbeitslosengeld II")
- ☐ occasionally or irregularly employed
- ☐ In vocational training / apprenticeship
- ☐ In occupational / professional education or retraining
- ☐ Federal volunteer service ("Bundesfreiwilligendienst")
- ☐ Voluntary Social Year ("Freiwilliges Soziales Jahr")
- ☐ Maternity leave, child rearing leave, parental leave or any other leave of absence (excluding partial retirement)
- ☐ High school student
- ☐ College / university student
- ☐ Retired
- ☐ Unemployed
- ☐ Permanently unable to work
- ☐ Homemakers
- ☐ Others:  \_\_\_\_\_

*Please go to question 89*

87

**Has your partner ever been employed full-time or part-time?**

- ☐ Yes
- ☐ No → *Please go to question 94*

88

**Please indicate the month and year until which your partner was employed full-time or part-time.**

\_\_\_ / \_\_\_ month / year

89

**Is or was your partner's contract a fixed-term or permanent contract?**

- ☐ fixed-term contract
- ☐ permanent contract
- ☐ My partner does not have an employment contract

90

**What is (or was) your partner's main occupation?**

Please describe this position in detail:

Does this occupation have a special name?

- ☐ Yes, it is called:
- ☐ No

91

**What is your partner's current occupational status?***In case of more than one activity, please refer to his / her main activity.***Blue-collar worker (including agriculture)**

- ☐ Untrained Worker
- ☐ Trained Worker ("angelernt")
- ☐ Trained and employed as skilled worker
- ☐ Foreman ("Vorarbeiter", "Kolonnenführer")
- ☐ Master craftsman ("Meister", "Polier")

**Self-employed (including family members working for self-employed relative)**

- |   | Number of employees      |                          |                          |
|---|--------------------------|--------------------------|--------------------------|
|   | none                     | 1-9                      | 10 and more              |
| <input type="checkbox"/> Self-employed farmer                             | <input type="checkbox"/> | <input type="checkbox"/> | <input type="checkbox"/> |
| <input type="checkbox"/> Free-lance professional, independent scholar     | <input type="checkbox"/> | <input type="checkbox"/> | <input type="checkbox"/> |
| <input type="checkbox"/> Other self-employed                              | <input type="checkbox"/> | <input type="checkbox"/> | <input type="checkbox"/> |
| <input type="checkbox"/> Family member working for self-employed relative | <input type="checkbox"/> | <input type="checkbox"/> | <input type="checkbox"/> |

**Apprentices / trainees and interns**

- ☐ Apprentice in industry or technology
- ☐ Apprentice in trade and commerce
- ☐ Trainee, intern etc.

**White-collar worker**

- ☐ Industry and works foreman in salaried position
- ☐ Employee with simple duties (without training / education certificate)
- ☐ Employee with simple duties (with training / education certificate)
- ☐ Employee with qualified duties (e.g. administrative assistant, accountant, technical draftsman)
- ☐ Employee with highly qualified or managerial duties (e.g. scientist, engineer, head of department)
- ☐ Employee with extensive managerial duties (e.g. managing director, manager, CEO of large firm or corporation)

**Civil servant (including judges and professional soldiers)**

- ☐ Lower level
- ☐ Middle level
- ☐ Upper level
- ☐ Executive level

92

**Are you more or less familiar with your partner's income from work?**

- ☐ Yes
- ☐ No
- ☐ My partner does not have an income from work → *Please go to question 94*

93


**How often have you talked to your partner about your earnings in the past year?**

- ☐ often                      ☐ sometimes                      ☐ rarely                      ☐ never

94 **In total, how many people live in your household? Please include yourself!**

 \_\_\_\_\_ people

How many of them are 15 years or younger?

 \_\_\_\_\_ people are 15 years old or younger

95 **Do you have biological children?**

☐ Yes

☐ No → Please go to question 98

96 **How many biological children do you have?**

 \_\_\_\_\_ children

97 **And how many of your biological children live in your household?**

 \_\_\_\_\_ children

98 **About how many books do you currently have in your household?**

☐ Less than 10

☐ 10 to 50

☐ 51 to 100

☐ 201 to 500

☐ 501 to 1.000

☐ 1.001 or more

99 **What is the total net income of your household?**

*Please add up all incomes received by you or other members of the household. This also includes rental income as well as income from pensions, unemployment and welfare benefits, child and housing allowances and any other regular income. If you have roommates, please only include income from those household members with whom you share financial responsibilities.*

 \_\_\_\_\_ , - Euro per month (net)

100 **What is the minimum monthly net income of your household that would be necessary to cover all expenses?**  
*Please state the amount necessary to cover housing, food, clothing, heating and other basic needs.*

 \_\_\_\_\_ , - Euro per month (net)

101

**From what sources do you currently receive your household income? Please state all sources of income that apply to your household.**

*Please indicate all that applies.*

- ☐ Your own income from work
- ☐ Income from work received by your partner or another person
- ☐ Your own pension
- ☐ Pension received by your partner or another person
- ☐ Income from financial or property assets
- ☐ Child allowance ("Kindergeld")
- ☐ Unemployment benefits ("Arbeitslosengeld I")
- ☐ Unemployment benefits ("Arbeitslosengeld II / Hartz IV")
- ☐ Other state benefits (e.g. housing allowance "Wohngeld")
- ☐ Other sources: \\_\_\_\_\_

102

**Thinking about the total amount of state benefits that you receive (child and housing allowances, unemployment benefits, etc.), would you say this amount is just, unjustly too low, or unjustly too high?**

*Please use the following scale ranging from -5 to +5.*

- ☐ My household does not receive state benefits. → *Please go to question 103*
- |                          |                          |                          |                          |                          |                          |                          |                          |                          |                          |                          |  |
|--------------------------|--------------------------|--------------------------|--------------------------|--------------------------|--------------------------|--------------------------|--------------------------|--------------------------|--------------------------|--------------------------|--|
| unjustly too low         |                          |                          |                          | just                     |                          |                          |                          | unjustly too high        |                          |                          |  |
| -5                       | -4                       | -3                       | -2                       | -1                       | 0                        | 1                        | 2                        | 3                        | 4                        | 5                        |  |
| <input type="checkbox"/> | <input type="checkbox"/> | <input type="checkbox"/> | <input type="checkbox"/> | <input type="checkbox"/> | <input type="checkbox"/> | <input type="checkbox"/> | <input type="checkbox"/> | <input type="checkbox"/> | <input type="checkbox"/> | <input type="checkbox"/> |  |

103

**Do you usually have an amount of money left at the end of the month that you can put aside for larger purchases, emergency expenses or asset accumulation?**

- ☐ Yes
- ☐ No

104

**What is your tax bracket?**

- |                              |                                       |
|------------------------------|---------------------------------------|
| <input type="checkbox"/> I   | <input type="checkbox"/> V            |
| <input type="checkbox"/> II  | <input type="checkbox"/> VI           |
| <input type="checkbox"/> III |                                       |
| <input type="checkbox"/> IV  | <input type="checkbox"/> I don't know |

105

**If there was a general election next Sunday, which party would you vote for?**

*Please state the party that would receive your vote.*

- |   |   |
|---|---|
| <input type="checkbox"/> Christian Democratic Union ("CDU") /<br>Christian Social Union ("CSU") | <input type="checkbox"/> The Pirate Party ("DIE PIRATENPARTEI") |
| <input type="checkbox"/> Social Democratic Party ("SPD")  | <input type="checkbox"/> National Democratic Party ("NPD")      |
| <input type="checkbox"/> The Left ("DIE LINKE")   | <input type="checkbox"/> Other party: \_____                    |
| <input type="checkbox"/> The Greens ("BÜNDNIS 90 / DIE GRÜNEN")                                 | <input type="checkbox"/> I am not eligible to vote              |
| <input type="checkbox"/> Free Democratic Party ("FDP")  | <input type="checkbox"/> I would not vote at all                |
| <input type="checkbox"/> Alternative for Germany ("AFD")  | <input type="checkbox"/> I don't know                           |



## Finally, some information about you


106 Are you ...?

- ☐ female  
☐ male

107 Please indicate what year and month you were born in.

\_\_ \_\_ / \_\_ \_\_ \_\_ \_\_ month / year

108 Do you belong to a church or religious community?

- ☐ The Roman Catholic Church  
☐ The German Protestant Church (excluding free churches "Freikirchen")  
☐ A Protestant free church ("evangelische Freikirche")  
☐ Another Christian denomination  
☐ A Muslim denomination  
☐ Another religious denomination:  \_\_\_\_\_  
☐ No religious affiliation

109 Regardless of whether you belong to a particular religion, how religious would you say you are?

not at all religious						very religious					
0	1	2	3	4	5	6	7	8	9	10	
<input type="checkbox"/>	<input type="checkbox"/>	<input type="checkbox"/>	<input type="checkbox"/>	<input type="checkbox"/>	<input type="checkbox"/>	<input type="checkbox"/>	<input type="checkbox"/>	<input type="checkbox"/>	<input type="checkbox"/>	<input type="checkbox"/>	

110 People may hold quite different views on the meaning of surveys. Please indicate to what extent you agree or disagree with the following statements.

1 means: strongly disagree. 7 means: strongly disagree.

		strongly disagree						strongly disagree
		1	2	3	4	5	6	7
A	Surveys are very important for science, politics and economy.	<input type="checkbox"/>	<input type="checkbox"/>	<input type="checkbox"/>	<input type="checkbox"/>	<input type="checkbox"/>	<input type="checkbox"/>	<input type="checkbox"/>
B	Surveys bring variety and are interesting.	<input type="checkbox"/>	<input type="checkbox"/>	<input type="checkbox"/>	<input type="checkbox"/>	<input type="checkbox"/>	<input type="checkbox"/>	<input type="checkbox"/>
C	In most cases survey results are correct.	<input type="checkbox"/>	<input type="checkbox"/>	<input type="checkbox"/>	<input type="checkbox"/>	<input type="checkbox"/>	<input type="checkbox"/>	<input type="checkbox"/>
D	Survey participants usually say their true opinion.	<input type="checkbox"/>	<input type="checkbox"/>	<input type="checkbox"/>	<input type="checkbox"/>	<input type="checkbox"/>	<input type="checkbox"/>	<input type="checkbox"/>

111

Finally, we are interested in your general attitude towards justice. How important is justice for you in the following areas of your life?

Please use the following scale. 1 means "not at all important" and 7 means you "very important".

How important is justice for you ...	not at all important							very important
	1	2	3	4	5	6	7	
A ... in your partnership and family?	<input type="checkbox"/>	<input type="checkbox"/>	<input type="checkbox"/>	<input type="checkbox"/>	<input type="checkbox"/>	<input type="checkbox"/>	<input type="checkbox"/>	<input type="checkbox"/>
B ... in your group of friends?	<input type="checkbox"/>	<input type="checkbox"/>	<input type="checkbox"/>	<input type="checkbox"/>	<input type="checkbox"/>	<input type="checkbox"/>	<input type="checkbox"/>	<input type="checkbox"/>
C ... at your workplace?	<input type="checkbox"/>	<input type="checkbox"/>	<input type="checkbox"/>	<input type="checkbox"/>	<input type="checkbox"/>	<input type="checkbox"/>	<input type="checkbox"/>	<input type="checkbox"/>
D ... in society?	<input type="checkbox"/>	<input type="checkbox"/>	<input type="checkbox"/>	<input type="checkbox"/>	<input type="checkbox"/>	<input type="checkbox"/>	<input type="checkbox"/>	<input type="checkbox"/>

112

Finally, we would like to ask you how satisfied or dissatisfied you are with your life in general?

Please answer by using the following scale: 0 means „completely dissatisfied“ and 10 means “completely satisfied “. If your somewhat satisfied / somewhat dissatisfied use values in between.

All things considered, how satisfied are you with your life?										
completely dissatisfied										completely satisfied
0	1	2	3	4	5	6	7	8	9	10
<input type="checkbox"/>	<input type="checkbox"/>	<input type="checkbox"/>	<input type="checkbox"/>	<input type="checkbox"/>	<input type="checkbox"/>	<input type="checkbox"/>	<input type="checkbox"/>	<input type="checkbox"/>	<input type="checkbox"/>	<input type="checkbox"/>

113

Perhaps we did not address some aspects that are important to you. Do you have any additional comments or is there anything you would like to tell us?

*Please write down any comments in note form.*




---



---



---



---



---



---



---

114

Did you see the video mentioned in the materials sent to you?

☐

Yes

☐

No

115

May we invite you to participate in this survey once more?

We would like interview you again when the survey will be repeated in about 4 years. We are very interested to find out if and how your views on the economy and on society might have changed during the next few years.

**Why is it important for you to take part in the survey again?**

In order to produce scientifically meaningful results it is very important that all selected participants of the first and second wave also participate in the next wave of the study. You can help to reach a better understanding of people's living situation in Germany and their expectations towards economy and society by taking part in this study for a third time. This study will not only be used in scientific research, but also provide important information for future political decisions.

That is why we would appreciate if you could give us permission to contact you again:

☐

**I hereby agree to be contacted again in written form or by phone for further participation in the study "Expectations towards Economy and Society".**

116

If you agreed to be contacted again:

The next survey will be fielded in about 4 years. A lot of things may change during this time, including your contact information. It would be of great help if you could share your phone number and / or email-address with us, so that we will be able to contact you for the next part of the study.

My phone number:  \_\_\_\_\_

My email address:  \_\_\_\_\_

We assure that your contact details will not be shared with any third party. Your contact information will only be used to contact you in the context of the study "Expectations towards Economy and Society".

Thank you very much for your participation!

Please send back the completed questionnaire using the enclosed envelope.