

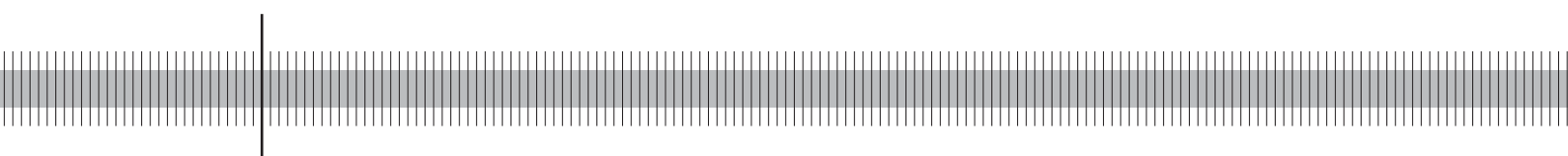
## Limits to international banking consolidation

Falko Fecht

(Deutsche Bundesbank)

Hans Peter Grüner

(University of Mannheim and CEPR, London)



Discussion Paper  
Series 2: Banking and Financial Studies  
No 11/2006

Discussion Papers represent the authors' personal opinions and do not necessarily reflect the views of the Deutsche Bundesbank or its staff.

**Editorial Board:** Heinz Herrmann  
Thilo Liebig  
Karl-Heinz Tödter

Deutsche Bundesbank, Wilhelm-Epstein-Strasse 14, 60431 Frankfurt am Main,  
Postfach 10 06 02, 60006 Frankfurt am Main

Tel +49 69 9566-1

Telex within Germany 41227, telex from abroad 414431

Please address all orders in writing to: Deutsche Bundesbank,  
Press and Public Relations Division, at the above address or via fax +49 69 9566-3077

Internet <http://www.bundesbank.de>

Reproduction permitted only if source is stated.

ISBN 3-86558-243-5 (Printversion)

ISBN 3-86558-244-3 (Internetversion)

## **Abstract:**

Heterogenous banking supervision and regulation is often considered as the most important impediment for Pan-European Bank mergers. In this paper we identify other more fundamental reasons for a limited degree of cross-country integration in retail banking. We argue that the distribution of regional liquidity shocks may pose a natural limit to the extent of cross-border bank mergers. The paper derives the impact of different underlying stochastic structures on the optimal structure of cross regional bank mergers. Imposing a symmetry restriction on the underlying stochastic structure of liquidity shocks we find that benefits from diversification and the costs of contagion may be optimally traded off if banks from some but not from all regions merge. Under an additional monotonicity assumption full integration is only desirable if the number of regions with diverse risks is sufficiently large.

**Keywords:** Bank Mergers, Financial Integration, Liquidity Transformation, Liquidity Crisis, Risk Sharing

**JEL Classification:** D61, E44, G21

## Non technical summary

The lack of pan-European banks seem to be a major obstacle to an integration of the retail bank market in Europe. The main impediment to cross-country bank mergers is typically seen in the heterogeneity of banking regulation and supervision in the European Union that prevails despite the existing minimum harmonization.<sup>1</sup> This paper, however, shows that more fundamental economic reasons might also prevent the formation of pan-European banks.

The paper develops a model with different regions in which banks offer households deposit contracts that provide them with an insurance against idiosyncratic liquidity shocks. Since the fraction of households facing a liquidity shock in each region is uncertain banks cannot fully diversify liquidity risks within a region. But banks can decide to operate in several regions in order to diversify regional liquidity risk. However, integrating several regions in one multiregional bank brings about the risk of contagion within the bank: a regional liquidity shortage in one region might exceed the excess liquidity generated in the remaining regions creating a liquidity shortage in the multiregional bank. Given that the number of regions is limited, regional risks are not fully diversifiable and the impact of a regional liquidity shock on the liquidity stance of a multinational bank does not become negligible. Thus banks face a tradeoff when deciding about a cross-border penetration of the retail market.

The paper shows that under fairly general assumptions banks choose to expand their business to several but not all regions. Obviously, any system of cross regional financial integration within a multinational bank can be supported by certain assumptions regarding the correlation of regional liquidity shocks. However, this paper considers symmetric regions. This excludes positive or negative correlations of shocks across regions. But even in this case it is not necessarily optimal to have either a fully integrated or a nationally fragmented banking system.

To understand the intuition consider an economy with four regions and assume that if a liquidity shortage occurs in one region all other regions have an abnormal liquidity stance, i.e. have either a positive or a negative regional liquidity shock of the same size. In this case it is always preferable for a bank to operate in at least two regions, because if one region faces a liquidity shortage the second region could have an offsetting liquidity shock. If the second region is also hit by a negative liquidity shock the two regions are not worse off than if they were served by separate banks. Contagion does not occur in this case

---

<sup>1</sup>Barros, Berglöf, Fulghieri, Gual, Mayer, and Vives (2005) argue in their report on the integration of European banking along these lines.

with a two regional merger. Adding additional regions, however, brings about the risk of financial contagion. Whenever the two initial regions have offsetting liquidity shocks, a liquidity shortage in the additional regions would cause a failure of the multiregional bank. At the same time it is rather unlikely that the additional regions have sufficient excess liquidity to compensate a liquidity shortage in both initial regions. Thus it is optimal for banks to operate in only two of the four regions.

## Nicht technische Zusammenfassung

Die geringe Anzahl an pan-europäischen Banken scheint die Integration im retail banking zu behindern. Dabei wird häufig die heterogene Bankenregulierung und -aufsicht innerhalb Europas, die trotz der bestehenden Mindestharmonisierung zu verzeichnen ist, als wesentliches Hindernis für grenzübergreifende Bankübernahmen gesehen.<sup>2</sup> Das vorliegende Papier zeigt dagegen, dass auch fundamentale ökonomische Gründe die Entwicklung pan-europäischer Banken verhindern könnten.

Das präsentierte Modell basiert auf einer Ökonomie mit mehreren Regionen, in denen Banken privaten Haushalten Einlagenverträge als Versicherung gegen idiosynkratische Liquiditätsrisiken anbieten. Da allerdings der Anteil derjenigen Haushalte, die tatsächlich einen Liquiditätsbedarf haben, unsicher ist, können Liquiditätsschocks innerhalb einer Region nicht vollkommen diversifiziert werden. Um eine effizientere Diversifikation zu erreichen, können Banken aber Regionen übergreifend operieren. Die Integration mehrerer Regionen durch eine multiregionale Bank birgt allerdings auch das Risiko von Regionen übergreifenden Ansteckungseffekten: Kann der Liquiditätsengpass einer Region innerhalb einer multiregionalen Bank nicht durch einen hinreichenden Liquiditätsüberhang einer anderen Region kompensiert werden, so führt dies in der gesamten multiregionalen Bank zu einer Liquiditätskrise. Ist die Zahl der Regionen begrenzt, sind Liquiditätsrisiken auch Regionen übergreifend nicht vollständig diversifizierbar und der Einfluss eines regionalen Liquiditätsschocks auf den Liquiditätsstatus einer multiregionalen Bank wird nicht verschwindend. Dementsprechend muss eine Bank bei der Entscheidung, überregional im retail banking tätig zu werden, den positiven Diversifikationseffekt gegen das Risiko Regionen übergreifender Ansteckungseffekte abwägen.

Das vorliegende Papier zeigt, dass es für Banken unter relativ allgemeinen Bedingungen optimal ist, in einigen aber nicht allen Regionen zu operieren. Natürlich lässt sich ein solches Ergebnis alleine durch eine bestimmte Korrelationsstruktur regionaler Schocks erzielen. Das vorliegende Papier geht aber von vollkommen symmetrischen Regionen aus. Es werden dementsprechend positive und negative Korrelationen zwischen Regionen ausgeschlossen. Aber auch in diesem Fall zeigt sich, dass weder ein vollständig regional integrierter Bankensektor noch vollkommen regional fragmentierte Bankensysteme optimal sind.

Um die Intuition nachzuvollziehen, sei eine Ökonomie mit vier Regionen angenommen. Darüber hinaus wird unterstellt, dass sofern eine Region einen Liquiditätsschock erleidet, auch sämtliche andere Regionen einen abnormen Liquiditätsbedarf haben. Das heißt,

---

<sup>2</sup>Barros, et al. (2005) argumentieren beispielsweise dementsprechend.

dass sie jeweils einen positiven oder einen negativen regionalen Liquiditätsschock desselben Ausmaßes haben. In diesem Fall ist es immer vorteilhaft für eine Bank, mindestens in zwei Regionen präsent zu sein. Denn der negative Liquiditätsschock einer Region wird dann unter Umständen von einem positiven Schock in der anderen Region begleitet und kann hierdurch kompensiert werden. Ist die zweite Region dagegen auch von einem Liquiditätsengpass betroffen, so sind die beiden Regionen durch die Integration nicht schlechter gestellt als im Falle einer Autonomie. Ein Ansteckungseffekt tritt bei einem Bankenzusammenschluss über zwei Regionen nicht auf. Dies ist anders, wenn die Bank ihr Geschäft auf alle vier Regionen ausdehnt. Denn sobald die beiden ursprünglichen Regionen sich wechselseitig durch sich kompensierende Liquiditätsschocks stabilisieren, würde ein Liquiditätsengpass in den zusätzlichen Regionen eine Liquiditätskrise in der multi-regionalen Bank auslösen. Sollten dagegen die beiden ersten Regionen gleichzeitig von einem Liquiditätsengpass betroffen sein, so führt die Integration mit weiteren Regionen nur in dem unwahrscheinlichen Fall zu einer Stabilisierung, in dem die beiden zusätzlichen Regionen einen Liquiditätsüberhang haben. Demzufolge ist es optimal für Banken, nur in zwei der vier Regionen zu operieren.





# Contents

- 1 Introduction** **1**
  
- 2 The Model** **4**
  - 2.1 Households . . . . . 4
  - 2.2 Stochastic structure . . . . . 4
  - 2.3 Technology . . . . . 5
  - 2.4 The optimal deposit contract . . . . . 6
  
- 3 The optimal degree of financial integration** **6**
  - 3.1 Useful results . . . . . 6
  - 3.2 Separation . . . . . 8
  - 3.3 Existence of an interior solution . . . . . 9
  - 3.4 Full integration . . . . . 11
  
- 4 Simulation results** **13**
  
- 5 Conclusion** **16**
  
- 6 Appendix. Formulas used in simulations** **18**
  - 6.1 Financial risk . . . . . 18
  - 6.2 Financial turbulence . . . . . 19
  
- References** **21**



# Limits to International Banking Consolidation<sup>‡</sup>

## 1 Introduction

The integration of the European banking sector has so far mainly been limited to the wholesale market. The lack of pan-European banks however is the major obstacle to an integration of the retail bank market. It is often argued that large cross-country mergers of banks have mainly been impeded by the heterogenous banking regulation and supervision in the European union.<sup>1</sup>

This paper questions whether indeed the heterogeneity in the regulatory and supervisory regimes in Europe is the only reason why cross-country bank mergers in the European Union have been limited and have failed to create a truly pan-European bank. A banking system that relies on international institutions provides an insurance mechanism against national liquidity shocks. However, cross border transactions and mergers can bring about a risk of financial contagion, i.e. they may increase systemic risk. A liquidity shortage in a single region can spill-over to other regions if large financial institutions are fully liable for their foreign branches.

We develop a model of banks as managers of different liquidity risks related to Kashyap, Rajan, and Stein (2002). However, unlike Kashyap, Rajan, and Stein (2002) we follow Allen and Gale (2000) and assume regional liquidity shocks as the primary source of banks' liquidity risk. Banks can choose to operate in different regions.

Banks offer regional households with uncertain intertemporal consumption preferences a liquidity insurance through deposit contracts as in Diamond and Dybvig (1983). However, in each region there is some risk associated with the fraction of depositors having early consumption needs. A bank that operates in more than one region can insure depositors against regional liquidity risks. However, it risks that liquidity shortages in other regions spill over and adversely affect its entire business. Using this framework we show that a partial integration of the retail banking sector with banks operating in several but not all regions may actually be optimal given a certain fundamental stochastic structure of regional specific liquidity shocks.

---

<sup>‡</sup>We would like to thank Frank Heid, Michael Koetter, and Rowena Pecchenino as well as the conference participants of the 4th INFINITY Conference Dublin for helpful comments. The views expressed here are those of the authors and not necessarily those of the Deutsche Bundesbank.

<sup>1</sup>Barros, Berglöf, Fulghieri, Gual, Mayer, and Vives (2005) argue in their report on the integration of European banking along these lines.

Obviously, any system of cross regional financial integration can be supported by some underlying stochastic structure of liquidity needs. In order to gain further insights one needs to distinguish more and less realistic scenarios. In our paper we impose a symmetry assumption which excludes positive or negative correlations of shocks across regions. We show that even if all regions are entirely symmetric and no particular correlation between the liquidity shocks of specific regions is assumed, it is not necessarily optimal to have either a full integrated or a nationally fragmented banking system. On the contrary, we find that in many cases a multinational bank that optimally trades off the diversification benefits and the costs from negative cross-regional spillovers is only operating in several but not all countries. In other words we show that the problem of finding the optimal size of multinational banks often has an interior solution in which banks operate only in a subset of the countries of an economic area.

Of course, our results only hold if the number of regions with different risk structures is not abundant. If this was the case then - by the law of large numbers - a complete merger of banks in all existing regions would help to diversify away all risks. Moreover, financial distress in single regions would not cause the breakdown of the entire system because the excess liquidity need in one region would be relatively low. However, if the number of regions is limited, the financial distress in one region may cause a breakdown of a bank that operates in the entire economy. This is what we shall assume in this paper.

Similar to banks in Kashyap, Rajan, and Stein (2002) deposit institutes in our framework try to economize on their overall liquidity risk by combining negatively correlated liquidity risks across regions. Consequently, if it is very likely that two regions are hit by (offsetting) liquidity shocks a two-regional bank merger (or a bank operating in two regions, respectively) can reduce the overall liquidity risk of the financial institution. If it is on the other hand rather likely that a liquidity shock only occurs in one region at the same time, then the risk that such a regional shock might induce a collapse of the multinational banks is too high. Multinational banks are inefficient in this case—banks should operate only in one region. Financial risk that is concentrated on single regions makes it desirable to partition the economy completely.

In our paper we introduce the notion of financial turbulence. Financial turbulence is characterized by situations in which all regions simultaneously display unusually high or unusually low liquidity needs: A liquidity shortage in one region is always accompanied by an abnormal (positive or negative) liquidity stance of the same size in all other regions. We show that a high relative likelihood of financial turbulence makes limited financial integration particularly desirable.

To understand the intuition consider an economy with four regions. In this case it

is always preferable for a bank to operate in at least two regions, because if one region faces a liquidity shortage the second region could have an offsetting liquidity shock. If the second region is also hit by a negative liquidity shock the two regions are not worst off than if they were served by separate banks. Contagion does not occur in this case with a two regional merger. Adding additional regions, however, brings about the risk of financial contagion. Whenever, the two initial regions have offsetting liquidity shocks a liquidity shortage in the additional regions would cause a failure of the multiregional bank. At the same time it is rather unlikely that the additional regions have sufficient excess liquidity to compensate a liquidity shortage in both initial regions. Moreover, in cases with excess liquidity in the two considered regions a merger with other regions leads very likely to a liquidity transfer to other regions with less liquidity. Thus given a high relative likelihood of financial turbulence it is optimal for banks to operate in only two of the four regions.

While our model shares the common feature of banks as managers of liquidity risks with Kashyap, Rajan, and Stein (2002), our model differs from theirs in several respects. Most important is probably that in Kashyap, Rajan, and Stein (2002) banks' main objective when combining liquidity risks is to minimize costly cash holdings. In contrast, in our model banks try to smooth consumption for their stake holders taking negatively correlated liquidity risks. In this respect our paper is also closely related to models that analyze the costs and benefits of integrated interbank bank markets like Allen and Gale (2000) and Freixas, Parigi, and Rochet (2000). They show that an integrated interbank market may serve as a means for banks to mutually insure against negatively correlated bank specific liquidity shocks. But when deciding to integrate through the interbank market banks do not take into account the risk of financial contagion. For a two regional economy Fecht and Grüner (2004) analyze the decision of banks to integrate through the interbank market trading off the benefits from diversifying idiosyncratic liquidity shocks against the costs from contagion in case of aggregate liquidity shortages. Fecht and Grüner (2004) also show that interbank integration does not capture all benefit from financial integration even if regional specific liquidity shocks are the only benefit from integration. A cross-regionally active bank could provide even smoother consumption possibilities than regional banks being insured over the interbank market. This paper extends the framework of Fecht and Grüner (2004) to multiple regions but focuses only on financial integration through cross-country bank merger. Intriguingly, we find that even though cross-country mergers allow to reap the maximum benefits from cross-border integration (as compared to interbank market integration) depending on the distribution of the regional liquidity shocks it is still not necessarily optimal for banks to operate in

all regions of an economy.

The remainder of the paper is organized as follows. Section 2 describes the basic settings of the model. In section 2.4 we derive the optimal deposit contract that banks offer to households. If states with liquidity shocks are sufficiently unlikely this deposit contract is independent of the degree of international integration chosen by banks. Thus we can take the optimal deposit contract as given, when deriving the optimal degree of cross-country integration of the banking sector in section 3 for different parameter settings. Section 4 provides some simulation results and section 5 concludes.

## 2 The Model

### 2.1 Households

The economy consists of four regions  $I = 1, \dots, 4$ . Each region consists of a mass 1 of households with the same stochastic utility function

$$U_i(c_1; c_2) = \tilde{\theta}_j u(c_1) + (1 - \tilde{\theta}_j) u(c_2),$$

with

$$u(c_t) = \frac{1}{1 - \gamma} c_t^{1 - \gamma} \quad \text{and} \quad \gamma > 1 \quad \text{and} \quad \tilde{\theta}_j \in \{0; 1\}$$

In each region  $I$  households do not know whether they can derive utility from consumption in  $t = 1$  or  $t = 2$ . They only know that with a probability  $\tilde{q}_I$  they will turn out to be impatient and want to consume in  $t = 1$ . The probability  $\tilde{q}_I$  of becoming an impatient household (which is at the same time the regional fraction of impatient households) is itself stochastic:

$$\int \tilde{\theta}_j dj = \tilde{q}_I \quad \text{with} \quad \tilde{q}_I \in \left\{ 0; \frac{1}{2}; 1 \right\}.$$

With probability  $a$  the fraction of impatient consumers in all four regions equals  $1/2$ . With probability  $(1 - a)$  in at least one of the regions  $q_I \neq \frac{1}{2}$ . This means that in one or more regions either a high (1) or a low (0) fraction of households wants to consume early.

### 2.2 Stochastic structure

In an economy with four regions and two types of liquidity shocks there are  $3^4 = 81$  possible realizations of the shocks. The set of possible probability distributions is given by the unit simplex with 81 dimensions. In order to impose some further structure on the problem we assume that each situation with a given number of shocks is equally

likely. This implies that shocks are not correlated across regions. Call the conditional probabilities of each event with  $i$  shocks  $\rho_i$ ,  $i = 1, 2, \dots, 4$ . I.e.  $\rho_1$  is the conditional (on the fact that there is a liquidity shock somewhere) probability that there is an early (or late) liquidity shock in one particular region and no shock in the other three regions. In this analysis we restrict our attention to the limit case with  $a \approx 0$ . We have:

$$8\rho_1 + 24\rho_2 + 32\rho_3 + 16\rho_4 = 1,$$

i.e. there are 8 possible constellations with one single shock, 24 possible constellations with 2 shocks and so on. Four prototype situations will be distinguished:

1. financial risk  $\rho_1 = 1/8$  ( $\rho_2 = \rho_3 = \rho_4 = 0$ ).
2. limited turbulence  $\rho_2 = 1/24$  ( $\rho_1 = \rho_3 = \rho_4 = 0$ ).
3. significant turbulence  $\rho_3 = 1/32$  ( $\rho_1 = \rho_2 = \rho_4 = 0$ ).
4. turbulence  $\rho_4 = 1/16$  ( $\rho_1 = \rho_2 = \rho_3 = 0$ ).

Any other stochastic structure is a convex combination of these 4 regimes.

Our second, stronger assumption is that liquidity shocks which affect a smaller number of regions are more likely. Under such a *monotonous risk structure*  $8\rho_1 > 24\rho_2 > 32\rho_3 > 16\rho_4$ . This assumption will only be needed for one particular result on the desirability of full financial integration.

## 2.3 Technology

There is one direct investment technology available in the economy. In  $t = 0$  households can invest in the technology. Because it is not observable whether a particular household is patient or impatient, there is no direct insurance mechanism against liquidity risks available. Furthermore, there is no financial market in  $t = 1$  available in which households from the four regions could participate.

	$t = 0$	$t = 1$	$t = 2$
finished	-1	0	$R > 1$
liquidated	-1	+1	0

We assume that the long-term returns are sufficiently large and/or that the degree of households' risk aversion is sufficiently high that

$$\frac{3}{2} > R^{(1-\gamma)/\gamma}.$$

As we shall see below this assumption ensures that a bank operating in all four regions and offering the optimal deposit contract will collapse even if only in one of the four regions an early liquidity shock occurs.

Besides direct investment households can invest their endowment at a bank. Banks offer deposit contracts with alternative repayments in both periods,  $\{d_1; d_2\}$ . There is one bank in each region. However, banking markets are contestable. Therefore banks are forced to offer the deposit contract that maximizes the expected utility of depositors.

If banks cannot repay all depositors withdrawing in  $t = 1$  all depositors (even those initially not withdrawing in  $t = 1$ ) receive the same pro-rata repayment. Thus we abstract for sequential service constraints and thereby exclude purely expectation driven bank runs.

## 2.4 The optimal deposit contract

Given our assumption that liquidity shocks are sufficiently unlikely ( $a \approx 0$ ) the optimal deposit contract maximizes households expected utility

$$E[U(d_1; d_2)] = \frac{1}{2}u(d_1) + \frac{1}{2}u(d_2)$$

subject to the budget constraint

$$\frac{1}{2}d_1 + \frac{1}{2} \frac{1}{R} d_2 \leq 1,$$

and is always given by

$$d_1^M = \frac{2}{R^{(1-\gamma)/\gamma} + 1},$$

which yields a regular payoff at date 2 of

$$d_2^M = \frac{2R^{1/\gamma}}{R^{(1-\gamma)/\gamma} + 1}.$$

## 3 The optimal degree of financial integration

### 3.1 Useful results

It is useful to note that there are cases in which only the likelihood of a bank's bankruptcy determines the ranking of consumer utility. This holds if the risk aversion parameter  $\gamma$  is sufficiently large.

**Proposition 1** *Consider two banks 1, 2 that go bankrupt with some probability  $a_1, a_2$ , provide customers with normal payoffs  $(d_1^M, d_2^M)$  with probability  $b_1, b_2$ , and provide the*



normal payoff  $d_1^M$  at date 1 and  $R$  at date 2 with probability  $c_1, c_2$ . For all  $R < \infty$  and  $0 \leq b_{1,2}, c_{1,2} < 1$  there is a  $\underline{\gamma}$  such that for all  $\gamma \geq \underline{\gamma}$  bank 1 is preferable to bank 2 if it only has a low default probability, i.e. if  $a_1 < a_2$ .

**Proof.** An individual who is extremely risk averse maximizes his minimum payoff. The optimal contract fixes identical payoffs in both periods.

$$\lim_{\gamma \rightarrow \infty} d_1^M = \lim_{\gamma \rightarrow \infty} d_2^M = \frac{2}{R^{-1} + 1}.$$

Moreover, for  $\gamma$  going to infinity utility is larger if and only if the probability of the lowest payoff, 1 is minimized. To see this verify that the utility of bank 1's customers may be written:

$$a_1 \frac{1}{1-\gamma} 1^{1-\gamma} + \sum_{j=1..4} x_j \frac{1}{1-\gamma} c_j^{1-\gamma}$$

with  $c_j = d_1^M, d_2^M, d_1^M, R > 1$  and  $x_j = 2b_1, 2b_1, 2c_1, 2c_1$ . The result follows from

$$\begin{aligned} & \lim_{\gamma \rightarrow \infty} a_1 \frac{1}{1-\gamma} 1^{1-\gamma} + \sum_{j=1..4} x_j \frac{1}{1-\gamma} c_j^{1-\gamma} \\ &= \frac{1}{1-\gamma} \left( a_1 + \lim_{\gamma \rightarrow \infty} \sum_{j=1..4} x_j c_j^{1-\gamma} \right) = \frac{1}{1-\gamma} a_1. \end{aligned}$$

■

Thus for sufficiently risk averse households banks' prior aim is to minimize the probability of a default due to a liquidity shortage. Achieving or efficiently distributing excess liquidity becomes subordinated.

Our second result relates to situations of low risk aversion. In such cases there is almost no consumption smoothing since  $c_1 \approx 1$  and  $c_2 \approx R$ . The loss from a financial crises in a single region is negligible because all consumers would optimally consume one unit anyway. However, in other regimes there may be contagion in cases in which some consumers prefer to consume at the later date. Therefore, for low values of  $\gamma$  separation is strictly preferred to any other regime.

**Proposition 2** For all  $R$  there is a  $\bar{\gamma} > 1$  such that for all  $\gamma \leq \bar{\gamma}$  separation is strictly preferred to any other regime.

**Proof.** For a risk-neutral individual the optimal contract fixes  $d_1^M = 1, d_2^M = R$ . To see this, consider the ratio of the maximum date 2 payoff  $R$  and normal date 2 payments,

$$d_2^M = \frac{2R^{1/\gamma}}{R^{(1-\gamma)/\gamma+1}}.$$

$$\begin{aligned} \frac{R}{d_2^M} &= \frac{R}{\frac{2R^{1/\gamma}}{R^{(1-\gamma)/\gamma+1}}} \\ &= \frac{R^{1/\gamma} + R}{2R^{1/\gamma}} \\ &= \frac{R^{1/\gamma}}{2R^{1/\gamma}} + \frac{R}{2R^{1/\gamma}} \\ &= \frac{1}{2} + \frac{R^{1-\frac{1}{\gamma}}}{2} \\ &= \frac{1}{2} + \frac{R^{\frac{\gamma-1}{\gamma}}}{2}. \end{aligned}$$

$$\lim_{\gamma \rightarrow 1} \frac{1}{2} + \frac{R^{\frac{\gamma-1}{\gamma}}}{2} = 1.$$

Hence, under separation, early consumers realize their desired consumption even in the event of a crises. Late consumers realize the maximum payoff  $R$ , i.e. there is no potential gain from late liquidity sharing. All other forms of integration yield lower payoffs because there is a risk of liquidation for late consumers due to financial contagion. The rest follows from the continuity of utilities in  $\gamma$ . ■

We now use the first result to derive the optimal structure of the banking sector in cases with highly risk averse depositors.

### 3.2 Separation

Financial integration is particularly costly if shocks are limited to single regions ( $\rho_1 = \frac{1}{8}$ ). In such a situation a financial merger has two effects: (i) a positive liquidity sharing effect in case of a positive liquidity shock in one region and (ii) a contagion effect which is particularly likely. This is due to the fact that in half of all cases the aggregate liquidity shortage leads to a collapse of a cross-regionally active bank.<sup>2</sup> Liquidity shocks can never offset each other in this case.

**Proposition 3** (i) Consider an economy with only financial risk ( $8\rho_1 = 1$ ). For all  $R$  there is a  $\underline{\gamma}$  such that for all  $\gamma \geq \underline{\gamma}$  separation strictly maximizes expected household utility. Utility strictly decreases in the order of integration. (ii) Consider an economy under limited financial turbulence. For all  $R$  there is a  $\underline{\gamma}$  such that for all  $\gamma \geq \underline{\gamma}$  separation and full integration maximizes expected household utility. Intermediate integration yields inferior results.

---

<sup>2</sup>Keep in mind that we assume that each region is large enough to induce a financial collapse of the entire system.

Table 1: Regionally concentrated financial risk,  $\rho_1 = \frac{1}{8}$ .

Case/Region	1	2	3	4
1	■	0	0	0
2	0	■	0	0
3	0	0	■	0
4	0	0	0	■
5	□	0	0	0
6	0	□	0	0
7	0	0	□	0
8	0	0	0	□

**Proof.** (i) Table 1 relates to a situation with regionally concentrated financial risk. In this case  $\rho_1 = \frac{1}{8}$ . Each row represents one situation in which one particular region is affected by a shock. A black square (■) represents excessive liquidity ( $q_I = 0$ ), an empty square (□) too little liquidity ( $q_I = 1$ ). A zero represents normal liquidity. Separation yields maximum utility. 2-integration introduces a loss due to contagion in case 6. 3-integration introduces a loss due to contagion in cases 6 and 7, and so on.

(ii) Table 2 relates to a situation with limited financial turbulence, i.e. two regions are affected by a shock. Consider the risk of bankruptcy for consumers in region 1 in a merger with region 2. Bankruptcy occurs in 9 cases (4,6,11,14,16,18,20,23,24). Under separation bankruptcy occurs in 6 cases. Under 3 integration in 9 and under full integration in 6 cases. ■

### 3.3 Existence of an interior solution

A limited merger of only two banks may be the optimal solution when an abnormal liquidity demand in all regions is the most likely type of shock. In our model this corresponds to the case where  $16 \cdot \rho_4 = 1$ . We refer to such situations as cases with likely *financial turbulence*.

**Proposition 4** *Consider an economy with likely financial turbulence ( $16\rho_4 = 1$ ). For all  $R > 1$  there is a lower bound  $\gamma$  such that for all  $\gamma \geq \gamma$  2-integration strictly maximizes expected household utility.*

**Proof.** Table 3 relates to a situation with financial turbulence: there is a shock in every region. Consider the risk of bankruptcy for consumers in region 1 in a merger with

Table 2: Limited turbulence,  $24\rho_2 = 1$ 

Case/Region	1	2	3	4	Case/Region	1	2	3	4
1	■	□	0	0	13	■	0	■	0
2	□	■	0	0	14	□	0	□	0
3	■	■	0	0	15	0	■	■	0
4	□	□	0	0	16	0	□	□	0
5	■	0	□	0	17	■	0	0	□
6	□	0	■	0	18	□	0	0	■
7	0	0	■	□	19	■	0	0	■
8	0	0	□	■	20	□	0	0	□
9	0	0	■	■	21	0	■	0	□
10	0	0	□	□	22	0	■	0	■
11	0	□	■	0	23	0	□	0	□
12	0	■	□	0	24	0	□	0	■

region 2. Bankruptcy occurs in 4 cases (13-16). Under separation bankruptcy occurs in 8 cases, under 3-integration in 8 cases, under 4 integration in 5 cases. ■

Table 3: Financial turbulence,  $16\rho_4 = 1$ 

Case/Region	1	2	3	4	Case/Region	1	2	3	4
1	■	□	□	□	9	■	■	■	■
2	■	□	■	■	10	■	■	□	□
3	■	□	□	■	11	■	■	□	■
4	■	□	■	□	12	■	■	■	□
5	□	■	□	□	13	□	□	■	■
6	□	■	■	■	14	□	□	□	■
7	□	■	□	■	15	□	□	■	□
8	□	■	■	□	16	□	□	□	□

The possible welfare gain from 2-integration (versus separation) arises when there are opposite liquidity shocks in those two regions. A possible cost arises when region 1 is characterized by a high liquidity need and region 2 has a normal liquidity status. In this case liquidity is transferred from region 1 to region 2. However, as seen in section 3.1. for sufficiently risk averse households these costs are always overcompensated by the benefit from the reduced default risk.

Adding two more regions (i.e. a complete merger of all four regional banks) raises the cost of financial contagion significantly but adds little to the positive insurance effect. If financial turbulence is the most likely outcome (meaning that all four regions have different liquidity needs than usual) then adding two more regions can only help in those cases where the two initial regions have been subject to the same - early - liquidity shock. If the two regions have an excess liquidity they would be forced to share this excess liquidity with the two additional regions if they have less liquidity. But more importantly, given that the two initial regions have offsetting liquidity shocks expanding the bank to two additional regions increases the risk that a liquidity shortage from the other regions causes a default of the entire bank.

A similar result is obtained for a case of significant financial turbulence.

**Proposition 5** *Consider an economy under significant financial turbulence ( $32\rho_3 = 1$ ). For all  $R > 1$  there is a lower bound  $\underline{\gamma}$  such that for all  $\gamma \geq \underline{\gamma}$  3-integration strictly maximizes expected household utility.*

**Proof.** Table 4 relates to a situation with significant financial turbulence: there is always a shock in 3 of the 4 regions. Consider the risk of bankruptcy for consumers in region 1 in a merger with region 2 and 3. Bankruptcy occurs in 10 cases (cases: 1,3,5,7,13,16,21,22,29, and 32). Under separation bankruptcy occurs in 12 cases, under 2-integration in 12 cases, under 4 integration in 16 cases. ■

### 3.4 Full integration

**Proposition 6** *(i) Full integration can only be uniquely optimal under a risk structure which is a convex combination of limited turbulence and turbulence. (ii) Under a monotonous risk structure full integration can never be optimal.*

**Proof.** (i) Under financial risk and significant turbulence full integration is the worst of all options. It is optimal under limited turbulence and preferred to separation under turbulence. From what we have learned so far under full separation the conditional probability a liquidity shortage at the bank is:

$$\pi_1 = \rho_1 + 6\rho_2 + 12\rho_3 + 8\rho_4.$$

Under 2-integration it is:

$$\pi_2 = 2\rho_1 + 9\rho_2 + 12\rho_3 + 4\rho_4.$$

Under 3-integration it is:

$$\pi_3 = 3\rho_1 + 9\rho_2 + 10\rho_3 + 8\rho_4.$$

Table 4: Significant financial turbulence,  $32\rho_3 = 1$

Case/Region	1	2	3	4	Case/Region	1	2	3	4
1	■	□	□	0	17	■	0	■	■
2	□	■	■	0	17	■	0	■	□
3	□	□	■	0	19	■	0	□	■
4	■	□	■	0	20	□	0	■	■
5	□	■	□	0	21	□	0	□	□
6	■	■	□	0	22	□	0	□	■
7	□	□	□	0	23	□	0	■	□
8	■	■	■	0	24	■	0	□	□
9	■	■	0	■	25	0	■	■	■
10	■	■	0	□	26	0	■	■	□
11	■	□	0	■	27	0	■	□	■
12	□	■	0	■	28	0	□	■	■
13	□	□	0	■	29	0	□	□	■
14	□	■	0	□	30	0	■	□	□
15	■	□	0	□	31	0	□	■	□
16	□	□	0	□	32	0	□	□	□

Under full integration it is:

$$\pi_4 = 4\rho_1 + 6\rho_2 + 16\rho_3 + 5\rho_4.$$

An appropriate convex combination of  $\rho_2$  and  $\rho_4$  yields the following bankruptcy risk.

Under separation it is:

$$p_1 = \alpha \frac{6}{24} + (1 - \alpha) \frac{8}{16} = \frac{1}{2} - \frac{1}{4}\alpha$$

Under 2-integration it is:

$$p_2 = \alpha \frac{9}{24} + (1 - \alpha) \frac{4}{16} = \frac{1}{8}\alpha + \frac{1}{4}$$

Under 3-integration it is:

$$p_3 = \alpha \frac{9}{24} + (1 - \alpha) \frac{8}{16} = \frac{1}{2} - \frac{1}{8}\alpha$$

Under full integration it is:

$$p_4 = \alpha \frac{6}{24} + (1 - \alpha) \frac{5}{16} = \frac{5}{16} - \frac{1}{16}\alpha$$

For  $\alpha \lesssim 1$  full integration is uniquely optimal.

(ii) Under a monotonous risk structure  $8\rho_1 > 24\rho_2 > 32\rho_3 > 16\rho_4$ . One can easily verify that this is incompatible with full integration dominating separation. ■

It is important to note that complete integration is particularly bad in those situations in which regions one and two are hit by a positive shock (see table 3). In most situations it is not good to integrate them because they would have to share their excess liquidity with the two other regions (cases 10-12). If by contrast regions one and two are both hit by a negative shock then integration usually does not help (cases 14-16). It only helps in the case where the two remaining regions are affected by a positive shock (case 13). If the shock in regions one and two offset one another then integration does not help if liquidity is balanced in the rest of the economy and it is bad if there is a need for liquidity in the rest of the economy (case 1 and 5). Only if there is excess liquidity in the rest of the economy integration has a benefit (case 2).

Consequently, when financial risk is dominant, separation is a good option. When financial turbulence is likely, less than complete integration may be a good choice. Under a monotonous risk structure full integration is not desirable for risk averse consumers.

## 4 Simulation results

We complete the paper with a simulation analysis for those intermediate parameter values for which no clear welfare analysis can be provided. We have to start by specifying households' expected utility in the different arrangements. Under separation, households expected utility conditional on the occurrence of a shock in some region of the economy can be calculated as:

$$\begin{aligned}
 U(d_1^M; d_2^M) = & \\
 & (6\rho_1 + 12\rho_2 + 8\rho_3) \left( \frac{1}{2(1-\gamma)} (d_1^M)^{1-\gamma} + \frac{1}{2(1-\gamma)} (d_2^M)^{1-\gamma} \right) \\
 & + (\rho_1 + 6\rho_2 + 12\rho_3 + 8\rho_4) \frac{1}{(1-\gamma)} \\
 & + (\rho_1 + 6\rho_2 + 12\rho_3 + 8\rho_4) \frac{1}{(1-\gamma)} R^{1-\gamma}.
 \end{aligned}$$

The first line corresponds to normal liquidity, the second to a financial crises and the third to excess liquidity. Under 2-integration excess liquidity may be shared with the other region in a number of cases (third line). We have:

$$\begin{aligned}
U(d_1^M; d_2^M) = & \\
& (4\rho_1 + 6\rho_2 + 8\rho_3 + 8\rho_4) \\
& \left( \frac{1}{2(1-\gamma)} (d_1^M)^{1-\gamma} + \frac{1}{2(1-\gamma)} (d_2^M)^{1-\gamma} \right) \\
& + (2\rho_1 + 9\rho_2 + 12\rho_3 + 4\rho_4) \frac{1}{(1-\gamma)} \\
& + (2\rho_1 + 8\rho_2 + 8\rho_3) \frac{1}{(1-\gamma)} \cdot \left( \frac{3}{4} \left( R \frac{1 - \frac{1}{2}d_1^M}{\frac{3}{4}} \right)^{1-\gamma} + \frac{1}{4} \left( \frac{1}{2}d_1^M \right)^{1-\gamma} \right) \\
& + (\rho_2 + 4\rho_3 + 4\rho_4) \frac{1}{(1-\gamma)} R^{1-\gamma},
\end{aligned}$$

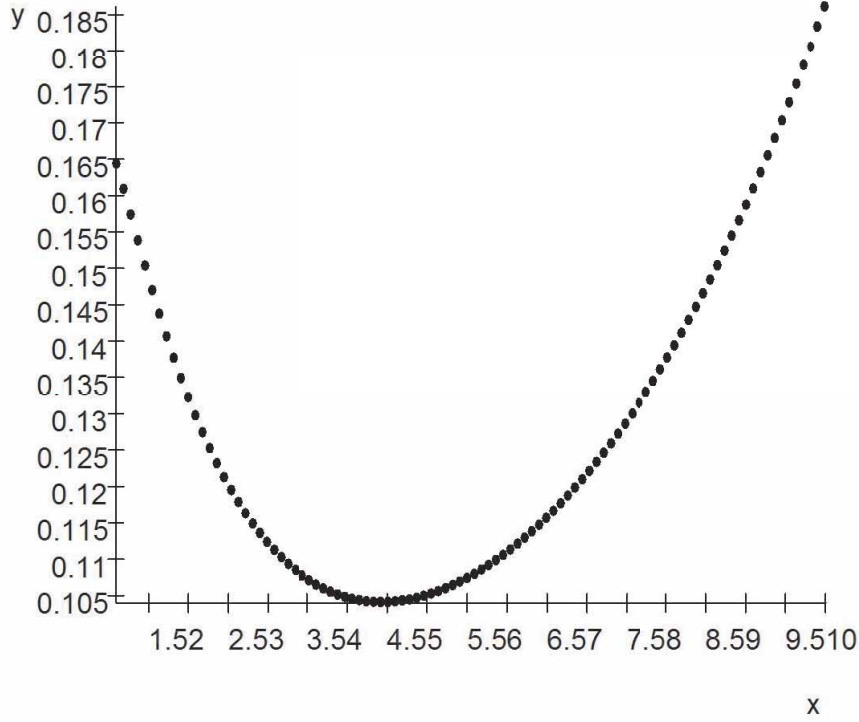
Similarly, under 3-integration three levels of average excess liquidity may obtain. Household utility is given by:

$$\begin{aligned}
U(d_1^M; d_2^M) = & \\
& (4\rho_1 + 6\rho_2 + 12\rho_3) \left( \frac{1}{2(1-\gamma)} (d_1^M)^{1-\gamma} + \frac{1}{2(1-\gamma)} (d_2^M)^{1-\gamma} \right) \\
& + (3\rho_1 + 9\rho_2 + 7\rho_3 + 8\rho_4) \frac{1}{(1-\gamma)} \\
& + (3\rho_1 + 6\rho_2 + 3\rho_3 + 6\rho_4) \frac{1}{(1-\gamma)} \left( \frac{2}{3} \left( R \frac{3 - d_1^M}{2} \right)^{1-\gamma} + \frac{1}{3} (d_1^M)^{1-\gamma} \right) \\
& + (3\rho_2 + 7\rho_3) \frac{1}{(1-\gamma)} \left( \frac{5}{6} \left( R \frac{3 - \frac{1}{2}d_1^M}{\frac{5}{2}} \right)^{1-\gamma} + \frac{1}{6} (d_1^M)^{1-\gamma} \right) \\
& + (2\rho_2 + 2\rho_3 + 2\rho_4) \frac{1}{(1-\gamma)} R^{1-\gamma},
\end{aligned}$$

Finally, under full integration household utility is given by:



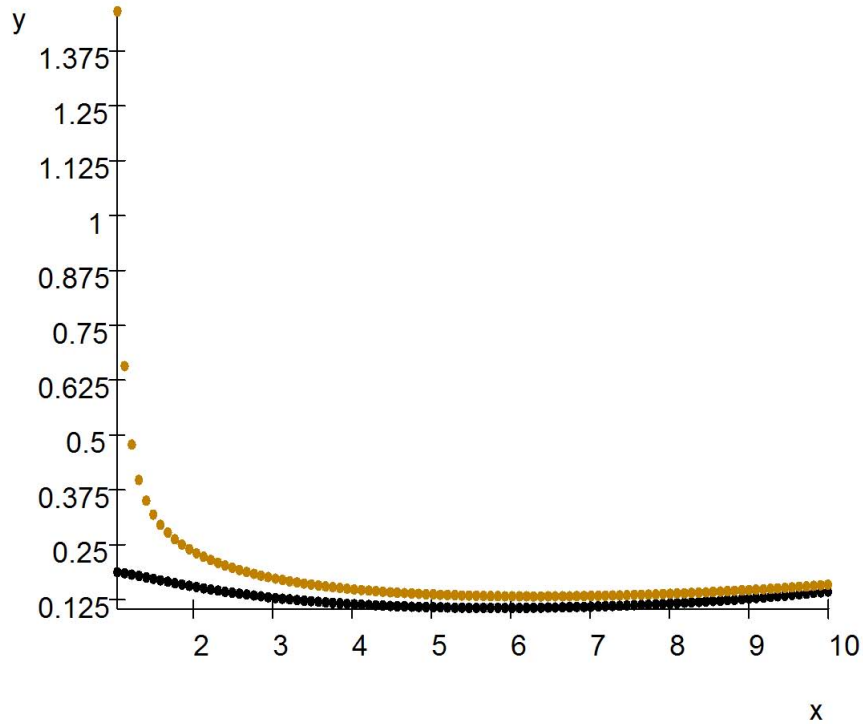
Figure 1:



$$\begin{aligned}
 U(d_1^M; d_2^M) = & \\
 & (12\rho_2 + 6\rho_4) \\
 & \left( \frac{1}{2(1-\gamma)} (d_1^M)^{1-\gamma} + \frac{1}{2(1-\gamma)} (d_2^M)^{1-\gamma} \right) \\
 & + (4\rho_1 + 6\rho_2 + 18\rho_3 + 5\rho_4) \frac{1}{(1-\gamma)} \\
 & + (4\rho_1 + 12\rho_3 + 4\rho_4) \frac{1}{(1-\gamma)} \left( \frac{5}{8} \left( R \frac{1 - \frac{3}{8}d_1^M}{\frac{5}{8}} \right)^{1-\gamma} + \frac{3}{8} \left( \frac{1}{2}d_1^M \right)^{1-\gamma} \right) \\
 & + 6\rho_2 \frac{1}{(1-\gamma)} \left( \frac{3}{4} \left( R \frac{1 - \frac{1}{4}d_1^M}{\frac{3}{4}} \right)^{1-\gamma} + \frac{1}{4} \left( \frac{1}{2}d_1^M \right)^{1-\gamma} \right) \\
 & + 4\rho_3 \frac{1}{(1-\gamma)} \left( \frac{7}{8} \left( R \frac{1 - \frac{1}{8}d_1^M}{\frac{7}{8}} \right)^{1-\gamma} + \frac{1}{8} \left( \frac{1}{2}d_1^M \right)^{1-\gamma} \right) \\
 & + \rho_4 \frac{1}{(1-\gamma)} R^{1-\gamma}.
 \end{aligned}$$

Our simulation results complement the previous analysis for intermediate values of the risk aversion parameter  $\gamma$ . Figure 1 relates to a situation of financial turbulence. It displays the utility difference between a regime of limited (2)- integration and full integration as a

Figure 2:



function of  $\gamma$  for a value of  $R = 3$ . The difference remains positive for the entire parameter range.

Figure 2 relates to a situation of financial risk. It displays the utility difference between a regime of separation and 2-integration as a function of  $\gamma$  for a value of  $R = 3$  and 4. The difference remains positive for the entire parameter range.

## 5 Conclusion

This paper has analyzed the welfare effects of financial integration. According to our analysis international bank integration may yield welfare losses for risk neutral and for strongly risk averse depositors when too many banks merge. The reason is that contagion is particularly likely under a fully integrated banking system - almost independently of whether financial turbulences are limited to a subset of regions or not.

Any welfare analysis of this kind needs to impose some restrictions on the underlying stochastic structure. Otherwise, trivially, any structure of the banking sector can be optimal under appropriate assumptions about the correlation of shocks. We have imposed two major restrictions on the underlying stochastic structures in order to organize our

analysis efficiently: (i) the uncorrelatedness of shocks across regions and in one case (ii) the decreasing order on the likelihood of multiple shocks. In this concluding section we would like to briefly discuss two alternative scenarios.

A positive correlation of shocks across regions is a scenario that may result when aggregate demand is correlated e.g. due to trade liberalization. In such cases very little can be said in favor of any sort of financial integration because the scope for diversification is reduced. What would speak in favor of full integration are scenarios with a strong negative correlation which actually is not too intuitive. Due to a low degree of real and political integration in the European union individual shocks to specific countries are still most likely. More widespread shocks – in particular, counterbalancing shocks in several countries that could result from significant cross-border portfolio shifts – are still comparably unlikely. Accordingly limits to cross border activities or financial mergers may naturally arise.

One should however keep in mind that the present analysis relies on the assumption that a complete diversification is excluded. Large scale financial integration is always desirable when risk can be fully diversified away through appropriate arrangements such as mergers or cross border activity of financial institutions. However, when the number of regions is not large enough, partial financial integration may be the optimal choice from depositors' point of view. This may explain why financial integration across European regions is still limited.

The present paper is also skeptical about gradualism in financial integration. Even if a large financial institution that diversifies away all risks is feasible in practice, the present analysis points out that a cost has to be borne along the way to such a conglomerate if the merger process evolves gradually.

## 6 Appendix. Formulas used in simulations

In this appendix we report the formulas that we used in our simulation analysis.

### 6.1 Financial risk

Depositors' expected utility under separation is:

$$\begin{aligned} & \frac{6}{8} \left( \frac{1}{2(1-\gamma)} (d_1^M)^{1-\gamma} + \frac{1}{2(1-\gamma)} (d_2^M)^{1-\gamma} \right) \\ & + \frac{1}{8} \frac{1}{(1-\gamma)} + \frac{1}{8} \frac{1}{(1-\gamma)} R^{1-\gamma}. \end{aligned}$$

Depositors' expected utility under 2-integration is:

$$\begin{aligned} & \frac{4}{8} \left( \frac{1}{2(1-\gamma)} (d_1^M)^{1-\gamma} + \frac{1}{2(1-\gamma)} (d_2^M)^{1-\gamma} \right) \\ & + \frac{2}{8} \frac{1}{(1-\gamma)} + \frac{2}{8} \frac{1}{(1-\gamma)} \cdot \left( \frac{3}{4} \left( R \frac{1 - \frac{1}{2} d_1^M}{\frac{3}{4}} \right)^{1-\gamma} + \frac{1}{4} \left( \frac{1}{2} d_1^M \right)^{1-\gamma} \right). \end{aligned}$$

Depositors' expected utility under 3-integration is:

$$\begin{aligned} & \frac{4}{8} \left( \frac{1}{2(1-\gamma)} (d_1^M)^{1-\gamma} + \frac{1}{2(1-\gamma)} (d_2^M)^{1-\gamma} \right) + \frac{3}{8} \frac{1}{(1-\gamma)} + \\ & \frac{3}{8} \frac{1}{(1-\gamma)} \left( \frac{2}{3} \left( R \frac{3 - d_1^M}{2} \right)^{1-\gamma} + \frac{1}{3} (d_1^M)^{1-\gamma} \right) + \frac{2}{8} \frac{1}{(1-\gamma)} R^{1-\gamma}. \end{aligned}$$

Depositors' expected utility under full integration is:

$$\frac{4}{8} \frac{1}{(1-\gamma)} + \frac{4}{8} \frac{1}{(1-\gamma)} \left( \frac{5}{8} \left( R \frac{1 - \frac{3}{8} d_1^M}{\frac{5}{8}} \right)^{1-\gamma} + \frac{3}{8} \left( \frac{1}{2} d_1^M \right)^{1-\gamma} \right).$$

The utility difference of 1 versus 2 (1-2) integration is given by:

$$\begin{aligned} & \frac{1}{4} \left( \frac{1}{2(1-\gamma)} (d_1^M)^{1-\gamma} + \frac{1}{2(1-\gamma)} (d_2^M)^{1-\gamma} \right) - \frac{1}{8} \frac{1}{(1-\gamma)} \\ & + \frac{1}{8} \frac{1}{(1-\gamma)} R^{1-\gamma} \\ & - \left( \frac{2}{8} \frac{1}{(1-\gamma)} \cdot \left( \frac{3}{4} \left( R \frac{1 - \frac{1}{2} d_1^M}{\frac{3}{4}} \right)^{1-\gamma} + \frac{1}{4} \left( \frac{1}{2} d_1^M \right)^{1-\gamma} \right) \right). \end{aligned}$$

The utility difference of 1 versus 3 (1-3) integration is given by:

$$\begin{aligned} & \frac{1}{4} \left( \frac{1}{2(1-\gamma)} (d_1^M)^{1-\gamma} + \frac{1}{2(1-\gamma)} (d_2^M)^{1-\gamma} \right) - \frac{1}{4} \frac{1}{(1-\gamma)} + \frac{1}{8} \frac{1}{(1-\gamma)} R^{1-\gamma} \\ & - \left( \frac{3}{8} \frac{1}{(1-\gamma)} \left( \frac{2}{3} \left( R \frac{3-d_1^M}{2} \right)^{1-\gamma} + \frac{1}{3} (d_1^M)^{1-\gamma} \right) + \frac{2}{8} \frac{1}{(1-\gamma)} R^{1-\gamma} \right). \end{aligned}$$

The utility difference of 1 versus 4 (1-4) integration is given by:

$$\begin{aligned} & \frac{6}{8} \left( \frac{1}{2(1-\gamma)} (d_1^M)^{1-\gamma} + \frac{1}{2(1-\gamma)} (d_2^M)^{1-\gamma} \right) \\ & - \frac{3}{8} \frac{1}{(1-\gamma)} + \frac{1}{8} \frac{1}{(1-\gamma)} R^{1-\gamma} \\ & - \left( + \frac{4}{8} \frac{1}{(1-\gamma)} \left( \frac{5}{8} \left( R \frac{1-\frac{3}{8}d_1^M}{\frac{5}{8}} \right)^{1-\gamma} + \frac{3}{8} \left( \frac{1}{2} d_1^M \right)^{1-\gamma} \right) \right). \end{aligned}$$

## 6.2 Financial turbulence

Fix  $16\rho_4 = 1$ . Under separation depositors' expected utility is given by:

$$U(d_1^M; d_2^M) = \frac{1}{2} \left( \frac{1}{(1-\gamma)} + \frac{1}{(1-\gamma)} R^{1-\gamma} \right).$$

Under 2-integration depositors' expected utility is:

$$\begin{aligned} U(d_1^M; d_2^M) = & \\ & \frac{1}{2} \left( \frac{1}{2(1-\gamma)} (d_1^M)^{1-\gamma} + \frac{1}{2(1-\gamma)} (d_2^M)^{1-\gamma} \right) \\ & + \frac{1}{4} \left( \frac{1}{(1-\gamma)} + \frac{1}{(1-\gamma)} R^{1-\gamma} \right), \end{aligned}$$

under 3-integration depositors' expected utility is:

$$\begin{aligned} U(d_1^M; d_2^M) = & \\ & + \frac{1}{2} \frac{1}{(1-\gamma)} + \frac{6}{16} \frac{1}{(1-\gamma)} \left( \frac{2}{3} \left( R \frac{3-d_1^M}{2} \right)^{1-\gamma} + \frac{1}{3} (d_1^M)^{1-\gamma} \right) \\ & + \frac{1}{8} \frac{1}{(1-\gamma)} R^{1-\gamma}, \end{aligned}$$

Under full integration depositors' expected utility is:

$$\begin{aligned}
U(d_1^M; d_2^M) = & \\
& \frac{6}{16} \left( \frac{1}{2(1-\gamma)} (d_1^M)^{1-\gamma} + \frac{1}{2(1-\gamma)} (d_2^M)^{1-\gamma} \right) \\
& + \frac{5}{16} \frac{1}{(1-\gamma)} \\
& + \frac{1}{4} \frac{1}{(1-\gamma)} \left( \frac{5}{8} \left( R^{1-\frac{3}{8}} d_1^M \right)^{1-\gamma} + \frac{3}{8} \left( \frac{1}{2} d_1^M \right)^{1-\gamma} \right) \\
& + \frac{1}{16} \frac{1}{(1-\gamma)} R^{1-\gamma}.
\end{aligned}$$

The utility differences are (2-1 integration):

$$\begin{aligned}
& \frac{1}{2} \left( \frac{1}{2(1-\gamma)} (d_1^M)^{1-\gamma} + \frac{1}{2(1-\gamma)} (d_2^M)^{1-\gamma} \right) \\
& - \frac{1}{4} \left( \frac{1}{(1-\gamma)} + \frac{1}{(1-\gamma)} R^{1-\gamma} \right).
\end{aligned}$$

2-4 integration:

$$\begin{aligned}
& \frac{1}{2} \left( \frac{1}{2(1-\gamma)} (d_1^M)^{1-\gamma} + \frac{1}{2(1-\gamma)} (d_2^M)^{1-\gamma} \right) \\
& - \frac{1}{16} \frac{1}{(1-\gamma)} + \frac{3}{16} \frac{1}{(1-\gamma)} R^{1-\gamma} \\
& - \frac{6}{16} \left( \frac{1}{2(1-\gamma)} (d_1^M)^{1-\gamma} + \frac{1}{2(1-\gamma)} (d_2^M)^{1-\gamma} \right) \\
& - \frac{1}{4} \frac{1}{(1-\gamma)} \left( \frac{5}{8} \left( R^{1-\frac{3}{8}} d_1^M \right)^{1-\gamma} + \frac{3}{8} \left( \frac{1}{2} d_1^M \right)^{1-\gamma} \right).
\end{aligned}$$

2-3 integration:

$$\begin{aligned}
& \frac{1}{2} \left( \frac{1}{2(1-\gamma)} (d_1^M)^{1-\gamma} + \frac{1}{2(1-\gamma)} (d_2^M)^{1-\gamma} \right) \\
& - \frac{1}{4} \frac{1}{(1-\gamma)} + \frac{1}{8} \frac{1}{(1-\gamma)} R^{1-\gamma} \\
& - \frac{6}{16} \frac{1}{(1-\gamma)} \left( \frac{2}{3} \left( R^{\frac{3}{2}} d_1^M \right)^{1-\gamma} + \frac{1}{3} (d_1^M)^{1-\gamma} \right).
\end{aligned}$$

## References

- Allen, F., and D. Gale, 2000, “Financial Contagion,” *Journal of Political Economy*, 108, 1–33.
- Barros, P., E. Berglöf, P. Fulghieri, J. Gual, C. Mayer, and X. Vives, 2005, “Integration of European banking: the way forward,” *Monitoring European Deregulation*, CEPR.
- Diamond, D., and P. Dybvig, 1983, “Bank Runs, Deposit Insurance, and Liquidity,” *Journal of Political Economy*, 91, 401–419.
- Fecht, F., and H. P. Grüner, 2004, “Financial Integration and Systemic Risk,” CEPR Discussion Paper No. 5253.
- Freixas, X., B. Parigi, and J.-C. Rochet, 2000, “Systemic Risk, Interbank Relations, and Liquidity Provision by the Central Bank,” *Journal of Money, Credit, And Banking*, 32, 611–638.
- Kashyap, A. K., R. Rajan, and J. C. Stein, 2002, “Banks as Liquidity Providers: An Explanation for the Coexistence of Lending and Deposit-Taking,” *Journal of Finance*, 57, 33–73.

## The following Discussion Papers have been published since 2005:

### Series 1: Economic Studies

1	2005	Financial constraints and capacity adjustment in the United Kingdom – Evidence from a large panel of survey data	Ulf von Kalckreuth Emma Murphy
2	2005	Common stationary and non-stationary factors in the euro area analyzed in a large-scale factor model	Sandra Eickmeier
3	2005	Financial intermediaries, markets, and growth	F. Fecht, K. Huang, A. Martin
4	2005	The New Keynesian Phillips Curve in Europe: does it fit or does it fail?	Peter Tillmann
5	2005	Taxes and the financial structure of German inward FDI	Fred Ramb A. J. Weichenrieder
6	2005	International diversification at home and abroad	Fang Cai Francis E. Warnock
7	2005	Multinational enterprises, international trade, and productivity growth: Firm-level evidence from the United States	Wolfgang Keller Steven R. Yeaple
8	2005	Location choice and employment decisions: a comparison of German and Swedish multinationals	S. O. Becker, K. Ekholm, R. Jäckle, M.-A. Muendler
9	2005	Business cycles and FDI: evidence from German sectoral data	Claudia M. Buch Alexander Lipponer
10	2005	Multinational firms, exclusivity, and the degree of backward linkages	Ping Lin Kamal Saggi



11	2005	Firm-level evidence on international stock market comovement	Robin Brooks Marco Del Negro
12	2005	The determinants of intra-firm trade: in search for export-import magnification effects	Peter Egger Michael Pfaffermayr
13	2005	Foreign direct investment, spillovers and absorptive capacity: evidence from quantile regressions	Sourafel Girma Holger Görg
14	2005	Learning on the quick and cheap: gains from trade through imported expertise	James R. Markusen Thomas F. Rutherford
15	2005	Discriminatory auctions with seller discretion: evidence from German treasury auctions	Jörg Rocholl
16	2005	Consumption, wealth and business cycles: why is Germany different?	B. Hamburg, M. Hoffmann, J. Keller
17	2005	Tax incentives and the location of FDI: evidence from a panel of German multinationals	Thiess Buettner Martin Ruf
18	2005	Monetary Disequilibria and the Euro/Dollar Exchange Rate	Dieter Nautz Karsten Ruth
19	2005	Berechnung trendbereinigter Indikatoren für Deutschland mit Hilfe von Filterverfahren	Stefan Stamford
20	2005	How synchronized are central and east European economies with the euro area? Evidence from a structural factor model	Sandra Eickmeier Jörg Breitung
21	2005	Asymptotic distribution of linear unbiased estimators in the presence of heavy-tailed stochastic regressors and residuals	J.-R. Kurz-Kim S.T. Rachev G. Samorodnitsky

22	2005	The Role of Contracting Schemes for the Welfare Costs of Nominal Rigidities over the Business Cycle	Matthias Paustian
23	2005	The cross-sectional dynamics of German business cycles: a bird's eye view	J. Döpke, M. Funke S. Holly, S. Weber
24	2005	Forecasting German GDP using alternative factor models based on large datasets	Christian Schumacher
25	2005	Time-dependent or state-dependent price setting? – micro-evidence from German metal-working industries –	Harald Stahl
26	2005	Money demand and macroeconomic uncertainty	Claus Greiber Wolfgang Lemke
27	2005	In search of distress risk	J. Y. Campbell, J. Hilscher, J. Szilagyi
28	2005	Recursive robust estimation and control without commitment	Lars Peter Hansen Thomas J. Sargent
29	2005	Asset pricing implications of Pareto optimality with private information	N. R. Kocherlakota Luigi Pistaferri
30	2005	Ultra high frequency volatility estimation with dependent microstructure noise	Y. Aït-Sahalia, P. A. Mykland, L. Zhang
31	2005	Umstellung der deutschen VGR auf Vorjahrespreisbasis – Konzept und Konsequenzen für die aktuelle Wirtschaftsanalyse sowie die ökonomische Modellierung	Karl-Heinz Tödter

32	2005	Determinants of current account developments in the central and east European EU member states – consequences for the enlargement of the euro area	Sabine Herrmann Axel Jochem
33	2005	An estimated DSGE model for the German economy within the euro area	Ernest Pytlarczyk
34	2005	Rational inattention: a research agenda	Christopher A. Sims
35	2005	Monetary policy with model uncertainty: distribution forecast targeting	Lars E.O. Svensson Noah Williams
36	2005	Comparing the value relevance of R&D reporting in Germany: standard and selection effects	Fred Ramb Markus Reitzig
37	2005	European inflation expectations dynamics	J. Döpke, J. Dovern U. Fritsche, J. Slacalek
38	2005	Dynamic factor models	Sandra Eickmeier Jörg Breitung
39	2005	Short-run and long-run comovement of GDP and some expenditure aggregates in Germany, France and Italy	Thomas A. Knetsch
40	2005	A “wreckers theory” of financial distress	Ulf von Kalckreuth
41	2005	Trade balances of the central and east European EU member states and the role of foreign direct investment	Sabine Herrmann Axel Jochem
42	2005	Unit roots and cointegration in panels	Jörg Breitung M. Hashem Pesaran
43	2005	Price setting in German manufacturing: new evidence from new survey data	Harald Stahl

1	2006	The dynamic relationship between the Euro overnight rate, the ECB's policy rate and the term spread	Dieter Nautz Christian J. Offermanns
2	2006	Sticky prices in the euro area: a summary of new micro evidence	Álvarez, Dhyne, Hoerberichts Kwapil, Le Bihan, Lünnemann Martins, Sabbatini, Stahl Vermeulen, Vilmunen
3	2006	Going multinational: What are the effects on home market performance?	Robert Jäckle
4	2006	Exports versus FDI in German manufacturing: firm performance and participation in international markets	Jens Matthias Arnold Katrin Hussinger
5	2006	A disaggregated framework for the analysis of structural developments in public finances	Kremer, Braz, Brosens Langenus, Momigliano Spolander
6	2006	Bond pricing when the short term interest rate follows a threshold process	Wolfgang Lemke Theofanis Archontakis
7	2006	Has the impact of key determinants of German exports changed? Results from estimations of Germany's intra euro-area and extra euro-area exports	Kerstin Stahn
8	2006	The coordination channel of foreign exchange intervention: a nonlinear microstructural analysis	Stefan Reitz Mark P. Taylor
9	2006	Capital, labour and productivity: What role do they play in the potential GDP weakness of France, Germany and Italy?	Antonio Bassanetti Jörg Döpke, Roberto Torrini Roberta Zizza
10	2006	Real-time macroeconomic data and ex ante predictability of stock returns	J. Döpke, D. Hartmann C. Pierdzioch

11	2006	The role of real wage rigidity and labor market frictions for unemployment and inflation dynamics	Kai Christoffel Tobias Linzert
12	2006	Forecasting the price of crude oil via convenience yield predictions	Thomas A. Knetsch
13	2006	Foreign direct investment in the enlarged EU: do taxes matter and to what extent?	Guntram B. Wolff
14	2006	Inflation and relative price variability in the euro area: evidence from a panel threshold model	Dieter Nautz Juliane Scharff
15	2006	Internalization and internationalization under competing real options	Jan Hendrik Fisch
16	2006	Consumer price adjustment under the microscope: Germany in a period of low inflation	Johannes Hoffmann Jeong-Ryeol Kurz-Kim
17	2006	Identifying the role of labor markets for monetary policy in an estimated DSGE model	Kai Christoffel Keith Küster Tobias Linzert
18	2006	Do monetary indicators (still) predict euro area inflation?	Boris Hofmann
19	2006	Fool the markets? Creative accounting, fiscal transparency and sovereign risk premia	Kerstin Bernoth Guntram B. Wolff
20	2006	How would formula apportionment in the EU affect the distribution and the size of the corporate tax base? An analysis based on German multinationals	Clemens Fuest Thomas Hemmelgarn Fred Ramb

21	2006	Monetary and fiscal policy interactions in a New Keynesian model with capital accumulation and non-Ricardian consumers	Campbell Leith Leopold von Thadden
22	2006	Real-time forecasting and political stock market anomalies: evidence for the U.S.	Martin Bohl, Jörg Döpke Christian Pierdzioch
23	2006	A reappraisal of the evidence on PPP: a systematic investigation into MA roots in panel unit root tests and their implications	Christoph Fischer Daniel Porath
24	2006	Margins of multinational labor substitution	Sascha O. Becker Marc-Andreas Münder
25	2006	Forecasting with panel data	Badi H. Baltagi
26	2006	Do actions speak louder than words? Household expectations of inflation based on micro consumption data	Atsushi Inoue Lutz Kilian Fatma Burcu Kiraz
27	2006	Learning, structural instability and present value calculations	H. Pesaran, D. Pettenuzzo A. Timmermann
28	2006	Empirical Bayesian density forecasting in Iowa and shrinkage for the Monte Carlo era	Kurt F. Lewis Charles H. Whiteman
29	2006	The within-distribution business cycle dynamics of German firms	Jörg Döpke Sebastian Weber
30	2006	Dependence on external finance: an inherent industry characteristic?	George M. von Furstenberg Ulf von Kalckreuth
31	2006	Comovements and heterogeneity in the euro area analyzed in a non-stationary dynamic factor model	Sandra Eickmeier

32	2006	Forecasting using a large number of predictors: is Bayesian regression a valid alternative to principal components?	Christine De Mol Domenico Giannone Lucrezia Reichlin
33	2006	Real-time forecasting of GDP based on a large factor model with monthly and quarterly data	Christian Schumacher Jörg Breitung
34	2006	Macroeconomic fluctuations and bank lending: evidence for Germany and the euro area	S. Eickmeier B. Hofmann, A. Worms
35	2006	Fiscal institutions, fiscal policy and sovereign risk premia	Mark Hallerberg Guntram B. Wolff
36	2006	Political risk and export promotion: evidence from Germany	C. Moser T. Nestmann, M. Wedow
37	2006	Has the export pricing behaviour of German enterprises changed? Empirical evidence from German sectoral export prices	Kerstin Stahn
38	2006	How to treat benchmark revisions? The case of German production and orders statistics	Thomas A. Knetsch Hans-Eggert Reimers
39	2006	How strong is the impact of exports and other demand components on German import demand? Evidence from euro-area and non-euro-area imports	Claudia Stirböck
40	2006	Does trade openness increase firm-level volatility?	C. M. Buch, J. Döpke H. Strotmann
41	2006	The macroeconomic effects of exogenous fiscal policy shocks in Germany: a disaggregated SVAR analysis	Kirsten H. Heppke-Falk Jörn Tenhofen Guntram B. Wolff

42	2006	How good are dynamic factor models at forecasting output and inflation? A meta-analytic approach	Sandra Eickmeier Christina Ziegler
43	2006	Regionalwährungen in Deutschland – Lokale Konkurrenz für den Euro?	Gerhard Rösl
44	2006	Precautionary saving and income uncertainty in Germany – new evidence from microdata	Nikolaus Bartsch
45	2006	The role of technology in M&As: a firm-level comparison of cross-border and domestic deals	Rainer Frey Katrin Hussinger



## Series 2: Banking and Financial Studies

1	2005	Measurement matters – Input price proxies and bank efficiency in Germany	Michael Koetter
2	2005	The supervisor’s portfolio: the market price risk of German banks from 2001 to 2003 – Analysis and models for risk aggregation	Christoph Memmel Carsten Wehn
3	2005	Do banks diversify loan portfolios? A tentative answer based on individual bank loan portfolios	Andreas Kamp Andreas Pfingsten Daniel Porath
4	2005	Banks, markets, and efficiency	F. Fecht, A. Martin
5	2005	The forecast ability of risk-neutral densities of foreign exchange	Ben Craig Joachim Keller
6	2005	Cyclical implications of minimum capital requirements	Frank Heid
7	2005	Banks’ regulatory capital buffer and the business cycle: evidence for German savings and cooperative banks	Stéphanie Stolz Michael Wedow
8	2005	German bank lending to industrial and non-industrial countries: driven by fundamentals or different treatment?	Thorsten Nestmann
9	2005	Accounting for distress in bank mergers	M. Koetter, J. Bos, F. Heid C. Kool, J. Kolari, D. Porath
10	2005	The eurosystem money market auctions: a banking perspective	Nikolaus Bartzsch Ben Craig, Falko Fecht
11	2005	Financial integration and systemic risk	Falko Fecht Hans Peter Grüner

12	2005	Evaluating the German bank merger wave	Michael Koetter
13	2005	Incorporating prediction and estimation risk in point-in-time credit portfolio models	A. Hamerle, M. Knapp, T. Liebig, N. Wildenauer
14	2005	Time series properties of a rating system based on financial ratios	U. Krüger, M. Stötzel, S. Trück
15	2005	Inefficient or just different? Effects of heterogeneity on bank efficiency scores	J. Bos, F. Heid, M. Koetter, J. Kolatri, C. Kool
01	2006	Forecasting stock market volatility with macroeconomic variables in real time	J. Döpke, D. Hartmann C. Pierdzioch
02	2006	Finance and growth in a bank-based economy: is it quantity or quality that matters?	Michael Koetter Michael Wedow
03	2006	Measuring business sector concentration by an infection model	Klaus Düllmann
04	2006	Heterogeneity in lending and sectoral growth: evidence from German bank-level data	Claudia M. Buch Andrea Schertler Natalja von Westernhagen
05	2006	Does diversification improve the performance of German banks? Evidence from individual bank loan portfolios	Evelyn Hayden Daniel Porath Natalja von Westernhagen
06	2006	Banks' regulatory buffers, liquidity networks and monetary policy transmission	Christian Merkl Stéphanie Stolz
07	2006	Empirical risk analysis of pension insurance – the case of Germany	W. Gerke, F. Mager T. Reinschmidt C. Schmieder

08	2006	The stability of efficiency rankings when risk-preferences and objectives are different	Michael Koetter
09	2006	Sector concentration in loan portfolios and economic capital	Klaus Düllmann Nancy Masschelein
10	2006	The cost efficiency of German banks: a comparison of SFA and DEA	E. Fiorentino A. Karmann, M. Koetter
11	2006	Limits to international banking consolidation	F. Fecht, H. P. Grüner

## **Visiting researcher at the Deutsche Bundesbank**

The Deutsche Bundesbank in Frankfurt is looking for a visiting researcher. Among others under certain conditions visiting researchers have access to a wide range of data in the Bundesbank. They include micro data on firms and banks not available in the public. Visitors should prepare a research project during their stay at the Bundesbank. Candidates must hold a Ph D and be engaged in the field of either macroeconomics and monetary economics, financial markets or international economics. Proposed research projects should be from these fields. The visiting term will be from 3 to 6 months. Salary is commensurate with experience.

Applicants are requested to send a CV, copies of recent papers, letters of reference and a proposal for a research project to:

Deutsche Bundesbank  
Personalabteilung  
Wilhelm-Epstein-Str. 14

D - 60431 Frankfurt  
GERMANY