

Exchange rate dynamics in a target zone – a heterogeneous expectations approach

Christian Bauer

(University of Bayreuth)

Paul De Grauwe

(K.U. Leuven and CEPR)

Stefan Reitz

(Deutsche Bundesbank)



Discussion Paper
Series 1: Economic Studies
No 11/2007

Editorial Board:

Heinz Herrmann
Thilo Liebig
Karl-Heinz Tödter

Deutsche Bundesbank, Wilhelm-Epstein-Strasse 14, 60431 Frankfurt am Main,
Postfach 10 06 02, 60006 Frankfurt am Main

Tel +49 69 9566-1

Telex within Germany 41227, telex from abroad 414431

Please address all orders in writing to: Deutsche Bundesbank,
Press and Public Relations Division, at the above address or via fax +49 69 9566-3077

Internet <http://www.bundesbank.de>

Reproduction permitted only if source is stated.

ISBN 978-3-86558-298-0 (Printversion)

ISBN 978-3-86558-299-7 (Internetversion)

Abstract:

We present a simple behavioral model with chartists and fundamentalists and analyze their trading behavior in a floating regime and in a target zone regime. Regarding the floating regime the model replicates the well-known stylized facts like excessive volatility, fat tails, volatility clustering and the exchange rate disconnect. When introducing a credible target zone the exchange rate remains for a considerably long period in the center of the band albeit the fundamental exchange rate does not exhibit mean reversion tendencies. The resulting hump-shaped distribution of the exchange rate greatly reduces the frequency of central bank intervention. The introduction of a target zone regime significantly reduces exchange rate volatility by decreasing speculative activity in the FX market.

Keywords:

Exchange rate, heterogeneous agents, target zones

JEL-Classification:

F31, F41

Non-technical summary

Since Krugman's (1991) seminal contribution a large body of theoretical work on target zones has emerged trying to account for empirical regularities such as hump-shaped distributions of exchange rates within the band or very limited honeymoon effects. While stressing the role of imperfect credibility (Bertola and Svensson, 1993, Tristani (1994), and Werner, 1995), intramarginal intervention (Lindberg and Söderlind, 1994, Iannizzotto and Taylor, 1999, and Taylor and Iannizzotto, 2001), or price stickiness (Miller and Weller, 1991) the models generally adhered to the representative agent/rational expectations framework. However, the efficient market hypothesis is particularly misleading as policy makers introduce target zone arrangements precisely because foreign exchange markets do not behave this way (Krugman and Miller 1993).

In order to overcome this contradiction, we present a simple behavioral model with chartists and fundamentalists and analyze their trading behavior in both the floating and the target zone regime. Regarding the floating regime the model replicates the well-known stylized facts like excessive volatility, fat tails, volatility clustering and the exchange rate disconnect. These time series properties are due to chartists extrapolating recent trends of the exchange rate. Their destabilizing impact is successively countered by fundamentalists' stabilizing speculation as the exchange rate becomes more and more misaligned. The introduction of a credible target zone decreases expected changes of the exchange rate thereby lowering expected returns from currency speculation. As a result, the exchange rate remains for a considerably long period in the center of the band albeit the fundamental exchange rate does not exhibit mean reversion tendencies. The resulting hump-shaped distribution of the exchange rate greatly reduces the frequency of central bank intervention. Moreover, exchange rate volatility significantly declined due to the diminishing impact of speculative activity within the target zone regime.

Of course, the properties of the target zone may change if the assumptions of full credibility or marginal intervention are relaxed. These extensions might be introduced along the lines of Garber and Svensson (1995) and Werner (1995). While the incorporation of

intramarginal interventions should strengthen the simulation results, any lack of credibility tends to be counterproductive. Exchange rates moving persistently close to the edges of the band imply a high realignment probability and are likely to create the potential for speculative attacks. These extensions are left for further research.

Nicht-technische Zusammenfassung

Seit dem bahnbrechenden Beitrag von Krugman (1991) versucht eine Vielzahl von theoretischen Arbeiten über Zielzonen empirische Regelmässigkeiten zu erfassen, wie die buckelförmige Verteilung des Wechselkurses innerhalb des Bandes oder der nur im begrenzten Umfang beobachtete Honeymoon-Effekt. Während die Rolle imperfekter Glaubwürdigkeit (Bertola und Svensson, 1993, Tristani 1994 und Werner, 1995), intramarginaler Interventionen (Lindberg und Söderlind, 1994, Iannizzotto und Taylor, 1999, sowie Taylor und Iannizzotto, 2001) oder träge Güterpreise (Miller und Weller, 1991) berücksichtigt wurde, blieben die Modelle im Allgemeinen dem Ansatz des repräsentativen rationalen Agenten verhaftet. Wie Krugman und Miller (1993) jedoch betonen, ist dieser Ansatz irreführend, da Währungspolitiker Wechselkurszielzonen gerade aus Gründen wahrgenommener Devisenmarktineffizienzen einzuführen gedenken.

Um diesem Widerspruch Rechnung zu tragen, präsentieren wir ein einfaches verhaltenstheoretisches Modell mit Chartisten und Fundamentalisten und analysieren ihre Handelsaktivität sowohl im System flexibler Wechselkurse als auch im Zielzonensystem. Es zeigt sich, dass unser Modell die bekannten stilisierten Fakten des Systems flexibler Wechselkurse wie exzessive Volatilität, zu häufiges Auftreten großer Wechselkursänderungen, Heteroskedastizität und dauerhafte Fehlbewertungen repliziert. Dabei resultieren diese Zeitreiheneigenschaften im Wesentlichen aus dem trendextrapolierenden Verhalten von Chartisten. Ihre destabilisierende Wirkung auf den Devisenmarkt wird in dem Umfang durch fundamentalorientierte Spekulation begrenzt, wie der Wechselkurs von seinem Fundamentalwert abweicht. Die Einführung einer glaubwürdigen Zielzone vermindert das Ausmaß erwarteter Wechselkursänderungen und damit auch die erwarteten Renditen der Währungsspekulation. Im Ergebnis verbleibt der Wechselkurs häufig in der Mitte des Bandes, obwohl sein Fundamentalwert einem Random Walk folgt. Die damit verbundene buckelförmige Verteilung des Wechselkurses reduziert die Häufigkeit der erforderlichen Zentralbankinterventionen. Außerdem zeigt sich, dass mit der Verminderung des spekulativen Engagements von Chartisten und Fundamentalisten auch die Wechselkursvolatilität

signifikant reduziert wird.

Zweifellos würden sich die Eigenschaften der Wechselkurszielzone ändern, wenn die Annahme völliger Glaubwürdigkeit und ausschließlich marginaler Interventionen aufgegeben würden. Diese Modellerweiterungen könnten unter Berücksichtigung von Garber und Svensson (1995) und Werner (1995) vorgenommen werden. Während der Einbau intramarginaler Interventionen die Simulationsergebnisse bestätigen sollte, ist im Falle imperfekter Glaubwürdigkeit mit kontraproduktiven Effekten zu rechnen. Wechselkurse, die sich anhaltend in der Nähe der Bandenden bewegen, beinhalten ein hohes Realignment-Risiko und damit das Potenzial einer spekulativen Attacke. Diese Erweiterungen sollen zukünftigen Arbeiten vorbehalten sein.

Contents

1	Introduction	1
2	Setup of the model	2
2.1	Market maker's pricing behavior	2
2.2	Marginal interventions of the central bank	6
2.3	Excess demand of speculators	7
2.3.1	Excess demand of chartists	7
2.3.2	Excess demand of fundamentalists	9
2.4	Current account traders	12
3	Exchange rate dynamics	13
3.1	Some analytical results	13
3.1.1	Floating	13
3.1.2	Target zone	14
3.2	Monte carlo analysis of the model	15
3.2.1	Floating	16
3.2.2	Target zone	17
3.2.3	Sensitivity analysis of shocks	20
4	Conclusions	20

Exchange Rate Dynamics in a Target Zone - A Heterogeneous Expectations Approach¹

1 Introduction

In the academic literature, a large body of theoretical work on target zones has emerged starting with Krugman's (1991) seminal derivation of the honeymoon effect.² Most of the modifications to the basic target zone model try to account for empirical regularities such as hump-shaped distributions or very limited honeymoon effects.³ While stressing the role of imperfect credibility (Bertola and Svensson, 1993, Tristani (1994), and Werner, 1995), intramarginal intervention (Lindberg and Söderlind, 1994, Iannizzotto and Taylor, 1999, and Taylor and Iannizzotto, 2001), or price stickiness (Miller and Weller, 1991) the models generally stick to the representative agent/rational expectations framework.⁴ Within this setting the stabilizing effect of the target zone on exchange rates results from tying down the hands of future monetary policy. However, as pointed out by Krugman and Miller (1993), the efficient market assumption is particularly misleading as policy-makers introduced target zone arrangements precisely because empirical research convinced them that exchange rates exhibit persistent misalignments (Rogoff, 1996) and excess volatility (Flood and Rose, 1995). In order to overcome this contradiction Sarno and Taylor (2002) suggest the analysis of target zone with the allowance for heterogeneous agents.

Of course, a growing number of heterogeneous agents models succeeded in replicating the above time series properties of exchange rates (Farmer and Joshi 2002, Frankel and Froot 1986, Brock and Hommes 1998, Lux and Marchesi 2000). Particularly, in De Grauwe and Grimaldi (2005a,b, 2006) traders switch between fundamental and chartistic rules dependent on their past profitability. This creates an exchange rate dynamics, which accounts for the exchange rate disconnect from fundamentals. According to the chartist-fundamentalist approach, the price process is therefore not only driven by exogenous news,

¹We thank Ulrich Grosch and Karin Radeck for helpful comments on an earlier draft of this paper. The views expressed here are those of the authors and not necessarily those of the Deutsche Bundesbank.

²For survey, see Svensson (1992) and Garber and Svensson (1995).

³Sarno and Taylor (2002) briefly survey the empirical literature on target zones.

⁴The only exemption the authors are aware of is Krugman and Miller (1993) and Corrado et al. (2007).

but is at least partially due to an endogenous nonlinear law of motion.⁵ If the interaction of heterogeneous traders can indeed be blamed for the observed financial market 'anomalies', then economic policy measures may be beneficial by reducing misalignments and excess volatility and should be reconsidered within the new framework.

In this paper, we present a simple behavioral model with chartists and fundamentalists where the switching depends on the current misalignment of the exchange rate. Our model replicates the stylized facts of exchange rates dynamics, like excessive volatility, fat tails, volatility clustering and the exchange rate disconnect. We then compare the time series properties of exchange rates within the regime of free floating and the target zone regime. The latter regime significantly reduces exchange rate volatility by decreasing speculative activity in the FX market. In addition, the exchange rate remains for a considerably long period in the center of the band albeit the fundamental exchange rate does not exhibit mean reversion tendencies. The resulting hump-shaped distribution of the exchange rate greatly reduces the frequency of central bank intervention.

The paper is organized as follows. In section 2, we develop a simple chartist-fundamentalist model. Section 3 presents both analytical and Monte Carlo simulation results. The final section concludes the paper.

2 Setup of the model

2.1 Market maker's pricing behavior

A sensible starting point of our agent based analysis of exchange rates in target zones is the market maker's pricing behavior. As pointed out in LeBaron (2006) asset prices depend critically on the broker dealers trading behavior ensuring liquidity and continuity of asset markets. Therefore, the primary function of the market maker is to mediate transactions out of equilibrium, i.e. to provide market counterpart for excess demand that is otherwise not matched (Kyle, 1985; Farmer and Joshi, 2002). Within the market microstructure literature it now has become a standard building block to assume that the market maker receives random order flow from both informed and uninformed traders.

⁵Ahrens and Reitz (2005), Reitz and Westerhoff (2003), and Vigfusson (1997) provide some empirical evidence.

Due to this information asymmetry the market maker generally increases the exchange rate when confronted with positive excess demand in order to maximize expected profits and keeping inventory risks at a low level. Though the optimal price setting behavior of the market maker has been derived for a wide range of informational and institutional settings (Lyons, 2001) there is currently no contribution dealing with market makers' behavior within target zone models. So how would a rational market maker behavior look like in a fully credible target zone? To answer this question, it turns out to be useful first to start with describing the underlying exchange rate dynamics when the target zone has not yet been introduced.

A risk neutral market maker is supposed to aggregate the orders and to clear all trades at a single price (Kyle, 1985). The assumption of risk neutrality implies that the market maker's utility does not vary with inventory, which is in contrast to the empirical observation indicating that FX dealers manage inventory intensively. Moreover, the batch clearing of orders does not allow for bid-ask spreads as they arise naturally in sequential trade models (Glosten and Milgrom, 1985) or, more recently, in simultaneous-trade models like Lyons (1997). Since the focus of this paper is on investigating daily (or lower frequency) exchange rates before and after the introduction of a target zone, the simplifications made here seem to be reasonable. The orders are submitted anonymously and arise from both informed and uninformed sources. As outlined above, the orders from N traders $x_i(t), i = 1, \dots, N$, are collected by the market maker in an anonymous way, so that $x(t) = \sum_{i=1}^N x_i(t)$ denotes the excess demand for foreign currency defined as the surplus of buy orders over sell orders. Due to this batch clearing process the market maker is unable to determine the source of a given order. However, since informed orders reflect current or future changes of the exchange rate's fundamentals, the market maker will increase prices when excess demand from traders is positive and vice versa. While absorbing traders' excess demand for foreign currency the market maker's speculative position changes accordingly. We define the open position $p(t)$ of the market maker by the (log of) cumulative order flow from traders at any moment in time so that $p'(t) = x(t)$. To keep track of his position the market maker additionally considers the future expected changes

of the exchange rate when setting today's price of foreign currency:

$$s(t) = \pi p(t) + \gamma \frac{E[ds(t)]}{dt}, \quad (1)$$

where $s(t)$ is the log of the current spot price of foreign exchange. From eq.(1) we may expect that nominal exchange rates are highly correlated with the cumulative order flow from traders, which is supported by empirical evidence (Evans and Lyons, 2002). Without loss of generality it will be convenient to represent the current exchange rate in terms of deviations from its initial value, $s(t) = \log(S(t)/S_0)$, and suggest that the market maker had a balanced position when started his business, $p(0) = 0$. More important, the market maker is suggested to perceive changes in his position to be random, so that

$$dp(t) = \sigma dz(t). \quad (2)$$

Assuming that order flow is driven by the increment of a standard Wiener process $dz(t)$ implies a Brownian motion on $p(t)$. As a result, there should be no predictable change in the change of the exchange rate, i.e. $E[ds(t)]/dt = 0$, if the exchange rate is allowed to float freely. As a result positive aggregate excess demand of traders drives the exchange rate up and negative excess demand drives it down

$$\frac{ds(t)}{dt} = \pi \cdot x(t),^6 \quad (3)$$

which is consistent with the results of market microstructure research. For example, Evans and Lyons (2002) show that regressing daily changes of log DM/\$ rates on daily order flow produces an R^2 statistic greater than 0.6. In general, the parameter π considers the exchange rate's elasticity with respect to changes of market maker's position. It measures the extent to which the market maker raises the price of foreign currency when confronted with excess demand of traders. However, for analytical convenience we set π equal to unity. The price setting behavior of the market maker earns zero expected profits preventing potential competitors from entering the market. The unit root behavior of the

⁶Negative exchange rates caused by negative excess demand of traders are to be interpreted as exchange rates below initial value.

market maker's position implies that the exchange rate contains a unit root either, for which the empirical literature provides strong evidence (Meese and Rogoff, 1983). Thus, for modeling short-run dynamics of foreign exchange rates this seems to be a sensible approximation.

Crucial for our agent based model is the market maker's behavior when monetary authorities decide to introduce a target zone that bounds the exchange rate between an upper edge \bar{s} and a lower edge \underline{s} of the band, whereby the symmetry assumption restricts \bar{s} to be $-\underline{s}$. Of course, confronted with an excess demand of traders the market maker will increase the exchange rate according to the first term of eq. (1). But due to the target zone the expected appreciation of the exchange rate must be lower than the expected depreciation so that the expected change of the exchange rate is negative in the aftermath of the considered trading activity. The nonzero future expected exchange rate change together with the no-entry condition forces the market maker to accept a larger short position than in the case of free floating. Taken by the same logic, the given excess demand is associated with a lower increase of the exchange rate, which can be interpreted as a decrease in π . Clearly, the closer the exchange rate comes to the upper edge of the band, the larger is the negative effect on the elasticity. In the limit, when the exchange rate reaches \bar{s} , the market maker will accept any short position in his inventory so that the elasticity π has an arbitrarily small value. In case of negative excess demand from traders it is straightforward to show that the resulting expected future appreciation of the exchange rate led the market maker to accept larger long positions for a given quote than in the case of free floating. When the exchange rate approaches the lower bound, every excess supply is absorbed by the market maker without any further depreciation.

Plotted in a diagram we find that the relationship between the market maker's open position and the spot rate exhibit the typical S-shaped curve (See Figure 1).

From the extensive literature on target zones it is well known that the analytical form of the S-curve is defined by

$$s(t) = p(t) + A[e^{\rho p(t)} - e^{-\rho p(t)}], \quad (4)$$

where ρ depends on the volatility of the fundamentals σ^2 and the impact γ of the future expected changes of the exchange rate on the current exchange rate.⁷

The integration constant $A < 0$ is determined by smooth pasting conditions, which ensure that the S-curve is tangent to the edges of the target zone:

$$\bar{s} = \bar{p} + A[e^{\rho\bar{p}} - e^{-\rho\bar{p}}] \quad (5)$$

$$0 = 1 + \rho A[e^{\rho\bar{p}} + e^{-\rho\bar{p}}], \quad (6)$$

where \bar{p} denotes the value of the excess demand at which the exchange rate reaches the upper bound \bar{s} . As is already mentioned in Krugman (1991), the exchange rate dynamics in a target zone described by eq. (4) may be derived from option pricing theory as well (Dixit, 1989). From this perspective the owner of foreign currency is long in a put option that prevents the value of his asset to fall below the strike price \underline{s} and is short in a call option, which ultimately defines the maximum price \bar{s} of foreign exchange. The term $Ae^{\rho p(t)}$ is due to the short position in the call option and is negative for all $p(t)$, while $-Ae^{-\rho p(t)}$ depicts the value of the long position in the put option and is positive for all $p(t)$.⁸ Again, the pricing behavior of the market maker is 'regret free' in the sense that the opportunity cost of selling foreign currency is zero, i.e. holding foreign currency by herself instead of going short earns zero expected profits.

2.2 Marginal interventions of the central bank

The market maker's price setting behavior, particularly the willingness to long or short unlimited positions of foreign currency, is a result of the risk neutrality assumption. Existing bank regulations clearly prohibit extensive short or long positions enforcing the market maker to pass at least some of the traders' orders onto the central bank. This implies that the current excess demand of traders is partly matched by central bank interventions. As

⁷As is standard in this literature, we will assume random walk fundamentals for the standard model in our simulations. This assumption does not conflict with the credibility of the target zone regime for a limited time horizon.

⁸At the center of the band the values of the options cancel each other out so that $s(t) = p(t) = 0$.

a result the market maker's inventory is the sum of traders' cumulative excess demand and cumulative central bank intervention of opposite sign. Thus, the S-curve in Figure 1 describing the market maker's pricing behavior has to be generalized to

$$s(t) = p(t) + p^{CB}(t) + A[e^{\rho(p(t)+p^{CB}(t))} - e^{-\rho(p(t)+p^{CB}(t))}]. \quad (7)$$

The variable $p^{CB}(t)$ denotes the cumulative amount of central bank's foreign exchange intervention at time t and can be considered as a shift parameter. When the central bank is forced by the market maker to sell at the upper bound of the band the stock of foreign currency in the hands of private agents increases so that the S-curve is shifted to the right. Thus, eq. (7) defines a whole family of S-curves.

2.3 Excess demand of speculators

In the recent decade a large number of survey studies such as Taylor and Allen (1992), Cheung and Chinn (2001), and Menkhoff (1998) uniformly confirm that speculators in foreign exchange markets generally do not rely on mathematically well-defined econometric or economic models, but instead follow simple trading rules, particularly in the short run. We will assume that traders define their orders using a trading rule supplied by financial analysts. These trading rules, often issuing simple buy or sell signals rather than sophisticated measures of the asset's intrinsic value, are generally proposed by two groups of financial analysts, so-called chartists and fundamentalists. To compare the different forecasting strategies before and after the introduction of the target zone, it is important to mention that the predictability of exchange rates is based on the time series properties of the underlying order flow.

2.3.1 Excess demand of chartists

Chartists may be defined as traders relying on technical analysis. They believe that exchange rate time series exhibit regularities, which can be detected by a wide range of technical trading rules (Murphy, 1999). Technical analysis generally suggests buying (selling) when prices increase (decrease) so that chartist forecasting is well described by extrapolative expectations (Takagi, 1992).

(a) Excess demand of chartists in a floating regime

Of course, due to the one to one relationship between the exchange rate and the order flow (eq. 1) the chartist techniques may be applied directly to the exchange rates, but its forecasting success is rooted in the time series properties of the order flow. The expected value of the exchange rate at the end of the incremental forecasting horizon (\hat{s}_C^f) is a function of the exchange rate and its current change:⁹

$$\hat{s}_C^f = s(t) + \alpha_C s'(t). \quad (8)$$

Assuming that chartists' excess demand for foreign currency is linear in the expected profit, their current order in a floating exchange rate setting is

$$x_C^f(t) = \beta_C (\hat{s}_C^f - s(t)) = \beta_C \alpha_C s'(t), \quad (9)$$

where β_C measures influence of expected profits on excess demand for foreign currency.

(b) Excess demand of chartists in a target zone regime

In a target zone, however, the exchange rate is constrained to stay within the range between \bar{s} and \underline{s} , and its expected change depends nonlinearly on the current level. Thus, for any predicted future order flow, the associated expected $s'(t)$ will be significantly lower in the target zone regime than it is within free floating. To anticipate this target zone effect, chartists calculate $\hat{s}_C^{TZ} = s^{TZ}(\hat{p}_C)$ using $\hat{p}_C = p(t) + \alpha_C p'(t)$. For the sake of simplicity, we expand the target zone exchange rate equation (4) in a Taylor series of degree one $s(\hat{p}) \approx s(p) + s'_p(\hat{p} - p)$ yielding

$$\hat{s}_C^{TZ} = s(t) + s'_p \cdot \alpha_C p'(t),^{10} \quad (10)$$

⁹The superscript f indicates that the expected value is valid in case of floating.

¹⁰Note that the first order Taylor expansion is only appropriate for small changes of order flow. For larger changes of order flow the change of the option values have to be taken into account. In case of extrapolating a deviating exchange rate the associated changes of the option values further reduce the forecasted appreciation. However, chartist forecasting is as well applicable for exchange rates approaching to the center of the band. In this case, the according changes of the option values tend to increase the forecasted exchange rate change. This asymmetry based on second order effects may be represented by a time varying coefficient α_C and provides additional stabilization of the exchange rate path.

where $s'_p \equiv ds/dp$. Using the fact that $s'(t) = s'_p \cdot p'(t)$ we may formulate a chartist forecasting in target zones very similar to the case of flexible exchange rates:

$$\hat{s}_C^{TZ} = s(t) + \alpha_C s'_{TZ}(t). \quad (11)$$

To compare eq. (11) with eq. (8) it is useful to remember that $s'_p = 1$ in case of floating and $s'_p = 1 + \rho A(e^{\rho p(t)} + e^{-\rho p(t)})$ in case of the target zone. Obviously, a given order flow generally generates a lower change of the exchange rate in the target zone than in case of free floating, which has to be taken into account by chartist traders. The magnitude of this effect depends on the derivative s'_p and is investigated in more detail using Figure 2.

In case of a balanced position we know from eq. (4) that the exchange rate is at the center of the band. Any excess demand has a maximum impact ($s'_p = 1 + 2\rho A$) on the exchange rate. For higher levels of excess demand the S-curve gets flatter implying lower values of the first derivative. At the top of the band, when $s(t) = \bar{s}$, the first derivative equals zero and excess demand of traders has no impact on the exchange rate.¹¹ Consequently, the potential for extrapolative forecasting diminishes when approaching to the edges of the band. In contrast, when the exchange rate tends back to the center of the band, the exchange rate change increases steadily implying a rise in speculative positions.¹² The excess demand of chartists is

$$x_C^{TZ}(t) = \beta_C(\hat{s}_C - s(t)) = \beta_C \alpha_C s'_{TZ}(t), \quad (12)$$

which is as well hump-shaped with respect to the current value of the exchange rate.

2.3.2 Excess demand of fundamentalists

In contrast to the extrapolative expectations of chartists, fundamentalists have in mind some kind of long-run equilibrium exchange rate to which the actual exchange rate reverts with a given speed over time. In empirical contributions to the exchange rate literature the long-run equilibrium value is repeatedly described by purchasing power parity (ppp).

¹¹The same argumentation holds for negative open positions.

¹²The conjectured asymmetry introduced by the nonlinear relationship between market maker's open position and the exchange rate clearly is only present in case of higher order Taylor expansion.

Takagi (1991) provides evidence from survey data that foreign exchange market participants accept ppp as a valid long-run relationship. This view has recently been supported by Taylor and Peel (2000) and Taylor et al. (2001), showing that, due to its nonlinear dynamics, the exchange rate reverts to the ppp level, but only in the long run. However, since the objective of this paper is to study the dynamics of deviations from any form of fundamental value we assume it to be exogenously given.

(a) Excess demand of fundamentalists in a floating regime

In line with empirical regularities it is standard to assume a finite mean reversion of the exchange rate. This might be due to the fact that fundamentalists are aware of traders with different forecasting techniques. Another explanation for a smooth adjustment of the exchange rate to its long-run equilibrium value is proposed by Osler (1998). Speculators, submitting orders to exploit the current deviation of the exchange rate from its fundamental value, anticipate the impact of closing their position. If the exchange rate is actually perceived to be overvalued fundamentalists' current short position has to be closed by buying orders later, which, of course, drives the exchange rate up to some extent. In this partial rational expectation framework, the mean reversion of the exchange rate is weaker the more speculators are in the foreign exchange market.

In order to derive an excess demand function of fundamentalist speculation in either regime we continue to assume that the stochastic process of the market maker's position is perceived to exhibit reversion to the inventory's fundamental value. In case of floating the perfect co-movement of exchange rates and inventory allows for a simple translation into an exchange rate based forecast. Due to the finite speed of adjustment, fundamentalists expect the exchange rate to follow

$$\hat{s}_F^f = s(t) + \alpha_F(\hat{s}_{lr} - s(t)), \quad (13)$$

where \hat{s}_{lr} is the fundamentalists' long-run equilibrium value. The superscript f again indicates that the expected value \hat{s}_F^f is valid in case of floating. The development of the long-run equilibrium is concretized below for the Monte Carlo simulation. For the

theoretical model, we leave it unspecified. Typical examples for processes describing fundamentals are constants or random walks as in De Grauwe and Grimaldi (2006), or more general stationary ARMA processes. The fundamentalists' excess demand is determined by

$$x_F^f(t) = \beta_F(\hat{s}_F^f - s(t)) = \beta_F\alpha_F(\hat{s}_{lr} - s(t)). \quad (14)$$

(b) Excess demand of fundamentalists in a target zone regime

Within a target zone, however, a large expected change of market maker's inventory may lead only to a minor change of the exchange rate, which takes place particularly when the current exchange rate is near the edges of the band. The fundamentalists take the market maker's calculation into account when forming exchange rate expectation. As exchange rate and inventory do not perfectly correlate like in the free floating regime, they base their expectation on the expected order flow $\hat{s}_F^{TZ} = s^{TZ}(\hat{p}_F)$. The fundamentalists expect the order flow to show a tendency towards its long-run equilibrium value \hat{p}_{lr} , which describes the fundamentalists' perception of the long-run equilibrium exchange rate's driving force, i.e. $\hat{p}_F = p(t) + \alpha_F(\hat{p}_{lr} - p(t))$. If the long-run equilibrium exchange rate is in the center of the band, i.e. $\hat{s}_{lr} = 0$, the fundamentalists expect a balanced inventory, i.e. $\hat{p}_{lr} = 0$. As long as the long-run equilibrium exchange rate remains within the band (\underline{s}, \bar{s}) , so does the long-run equilibrium value p_{lr} . We again expand the target zone exchange rate equation (4) in a Taylor series yielding

$$\hat{s}_F^{TZ} = s(t) + s'_p \cdot \alpha_F(\hat{p}_{lr} - p(t)). \quad (15)$$

The excess demand of fundamentalists is well hump-shaped with respect to the current value of the exchange rate.

$$x_F^{TZ}(t) = \beta_F(\hat{s}_F - s(t)) = \beta_F\alpha_F s'_p(\hat{p}_{lr} - p(t)). \quad (16)$$

Aggregating the orders of chartist and fundamentalist yields the excess demand of speculators

$$x_S(t) = m(t)x_C(t) + (1 - m(t))x_F(t). \quad (17)$$

In eq. (17) the variable $m(t)$ is the weight assigned to chartist forecasts. If the exchange rate is at least weakly co-integrated with its fundamentals, then every misalignment must vanish in the long run. To motivate interaction between chartists and fundamentalists that result in globally stable exchange rate dynamics, we follow the modeling strategy introduced by De Grauwe et al. (1993). Assuming that there is uncertainty about the fundamental equilibrium of the exchange rate, fundamentalists' expectations about its true value are symmetrically dispersed around the true value. The trading activity of the group of fundamentalists produces a zero excess demand when the exchange rate is at its fundamental value. The heterogeneity of beliefs diminishes when the exchange rate becomes increasingly over- or undervalued. Based on this behavioral approach to modeling the interaction between chartists and fundamentalist, we define

$$m(t) = \frac{1}{1 + \delta s(t)^2}. \quad (18)$$

The dynamics of $m(t)$ imply a small weight on fundamentalist forecasts in the neighborhood of the long-run equilibrium value, a 'band of agnosticism' for fundamentalist speculation is suggested accordingly (De Grauwe et al., 1993). This is confirmed by Kilian and Taylor (2003) reporting a nonlinear mean reversion of the exchange rate with weak mean reversion for exchange rate values close to ppp and strong mean reversion for large misalignments. The coefficient δ is a measure of fundamentalist homogeneity. If, for instance, δ is small, then fundamentalists do not agree on the fundamental value of the exchange rate and their trading activity cancels out to a large degree. In contrast, for high values of δ , the dispersion of expectations around \hat{s}_{lr} is small implying a stronger impact on exchange rate as a group of speculators.

2.4 Current account traders

Besides speculators who submit orders on the basis of chartist and fundamentalist forecasts, there are so-called current account traders in the foreign exchange market. The

current account traders submit orders reflecting cross border transactions such as exports and imports of goods and services and/or capital. Excess demand of current account traders is exposed to shocks to the underlying fundamentals so that the excess demand of current account traders may be described by

$$x_{CA}(t)dt = \sigma_{CA}dz(t), \quad (19)$$

where $dz(t)$ is the increment of a standard Wiener process.¹³ Current account traders are assumed not to speculate on foreign exchange markets as they are specialized in their exporting and importing business. As a result current account traders do not form exchange rate expectations implying that their trading behavior is not altered when introducing a target zone.

3 Exchange rate dynamics

In order to investigate whether or not a fully credible target zone is able to stabilize short-run exchange rates within our agent based setting we first provide some analytical results.

3.1 Some analytical results

3.1.1 Floating

In the case of floating, we derive the following nonlinear stochastic first order differential equation of the exchange rate from the excess demand of speculators (17) and current account traders (19), and insert it into the price impact function (3):

$$ds(t) - \frac{(1 - m(t))\beta_F\alpha_F}{1 - m(t)\beta_C\alpha_C}(\hat{s}_{lr} - s(t))dt = \frac{\sigma_{CA}}{1 - m(t)\beta_C\alpha_C}dz. \quad (20)$$

Due to the nonlinear weighing of speculators' market share the exchange rate may exhibit quite complex dynamics, but it is useful to consider first the two 'extreme' regimes that appear when either chartists or fundamentalists provide exchange rate forecasts to

¹³In our model, current account traders are modeled as noise traders. Alternatively, we could model chartists and fundamentalists in a noisy fashion as in De Long et al. (1990) or Bauer and Herz (2005) and omit the current account traders from the model.

speculators. If the exchange rate is currently close to the equilibrium value, then, according to (16), speculators exclusively adhere to chartist forecasting ($m(t) \rightarrow 1$), implying

$$ds(t) = \frac{\sigma_{CA}}{1 - \beta_C \alpha_C} dz. \quad (21)$$

Eq. (21) reveals the destabilizing impact of chartist trading. A randomly occurring deviation from current account traders is inflated by chartists so that the exchange rate is driven farther away from its fundamental value thereby reaching the 'outer' regime of the model. Since the exchange rate becomes increasingly misaligned more and more traders switch to fundamentalist forecasting. In the limit speculative trading is only based on fundamentals, i.e. $m(t) = 0$. Consequently, the exchange rate exhibits strong mean reversion and current misalignments are diminished over time:

$$ds(t) - \beta_F \alpha_F (\hat{s}_{lr} - s(t)) dt = \sigma_{CA} dz(t). \quad (22)$$

Thereby, the exchange rate comes closer to the fundamental value and chartists regain popularity. This endogenous switching between chartist and fundamentalist trading should be capable of providing the empirical observed time series properties of floating exchange rates, which is analyzed in more detail in section 3.2.

3.1.2 Target zone

In the case of the target zone, we derive the following system of nonlinear stochastic first order differential equations for market maker's inventory and the exchange rate:

$$dp(t) - \frac{(1 - m(t)) \beta_F \alpha_F s'_p}{1 - m(t) \beta_C \alpha_C s'_p} (\hat{p}_{lr} - p(t)) dt = \frac{\sigma_{CA}}{1 - m(t) \beta_C \alpha_C s'_p} dz(t) \quad (23)$$

$$dp(t) - \frac{1}{s'_p} ds(t) = 0. \quad (24)$$

In eq. (24), we made use of the fact that the price setting behavior of the market maker can be rewritten in form of derivatives, i.e. $s'(t) = s'_p \cdot p'(t)$. The stability properties of

the endogenous dynamics may be investigated to some extent analytically by calculating the non-trivial root of the characteristic equation:¹⁴

$$r = -\frac{(1 - m(t))\beta_F\alpha_F s'_p}{1 - m(t)\beta_C\alpha_C s'_p}. \quad (25)$$

Starting by analyzing the inner regime of foreign exchange dynamics, defined by only minor exchange rate misalignments, we find that both $m(t)$ and s'_p are close to their maximum value, i.e. $m(t) = 1$ and $s'_p = 1 + 2\rho A$. In this case the properties of exchange rate dynamics are similar to those in free floating albeit the elasticity of the exchange rate on changes of the fundamentals is less than unity (honeymoon-effect). The only stabilizing force is provided by current account traders. When the exchange rate deviates from the central parity and reaches the outer regime, a decreasing value of s'_p reduces the impact of speculators' orders on the exchange rate.¹⁵ In the limit, $s'_p = 0$, implying that the exchange rate is prevented from going beyond the edges of the band. Of course, if the target zone should provide measurable stabilization, the formal band introduced by the monetary authorities has to be defined narrower than the informal band provided by fundamentalist speculation. As an endogenous source of stabilization, agents' shifting from chartist to fundamentalist forecasts further enforces the adjustment process via a decreasing $m(t)$. This effect on the exchange rate is even stronger when the target zone is able to anchor traders' expectations so that the value of δ in eq. (18) increases. Although the analysis of the 'inner' and 'outer' regime provides useful first insights into our agent based model of the foreign exchange market, we now turn to a more rigorous Monte Carlo analysis.

3.2 Monte carlo analysis of the model

We proceed with the following steps. First, it is important to derive the exchange rate dynamics of the benchmark floating exchange rate regime and assess whether the time series properties are replicated by the model. As the simulated time series of the model exhibit the main features such as persistent misalignments, fat tails, heteroskedasticity,

¹⁴We assume that the fundamentalists' expectation of long run inventory remains constant $\widehat{p}_{lr} \equiv 0$.

¹⁵Consequently, the exchange rate volatility will decrease as well.

and excessive volatility,¹⁶ we may be convinced that the model replicates the main driving forces of the foreign exchange market. In a second step we then introduce the target zone and compare the derived time series properties with those of the benchmark floating exchange rate regime. We find, that the simulation replicates the typical features of exchange rates within a band, i.e. reduced volatility (disconnection of fundamental and nominal volatility), leptokurtosis, heteroskedasticity, persistent misalignments, and most important a hump-shaped distribution of the exchange rate within the band.¹⁷ The heterogeneous agent setting implies mean reversion of the exchange rate without the need for a mean reverting fundamentals process. A sensitivity analysis concludes this section.

3.2.1 Floating

We simulate the development of the fundamental value of the exchange rate and the shocks to current account traders over 1,000 periods and calculate the exchange rate according to equation (20). We then rerun the entire simulation 100,000 times to derive statistically significant conclusions on the applied statistics. The benchmark set of parameters for the simulation is $\pi = 1$, $\sigma_{CA} = 0.05$, $\alpha_C = 0.9$, $\beta_C = 1$, $\alpha_F = 0.01$, $\beta_F = 1$, and $\delta = 1$. The fundamental value of the exchange rate is simulated as a random walk, i.e. $\hat{s}_{lr}(t) = \hat{s}_{lr}(t-1) + \varepsilon_f(t)$ with standard deviation of the innovations $\sigma_{fund} = 0.1$. Figure 3 displays the exchange rate and its fundamental value for the first set of innovations.

The misalignment from $t=750$ on is clearly visible. While the fundamental value deteriorates continuously, the current account traders and chartists stabilize the nominal exchange rate. Table 1 gives some statistics on the characteristics of the simulation studies with 100,000 runs. As the properties of the estimators' distributions are unknown, we present the median and the interquartile range to indicate location and scale of the estimates.

The exchange rate process generated within the floating regime replicates the stylized characteristics of empirical exchange rate data: excess volatility, leptokurtosis, volatility

¹⁶De Grauwe and Grimaldi (2005a,b, 2006) provide a concise literature overview on the empirical characteristics of exchange rates. Their simulation studies also replicates these stylized facts.

¹⁷See Sarno and Taylor (2002) for a brief literature overview on the empirical properties of exchange rates in target zones.

clustering, and persistent misalignments. Firstly, the exchange rate volatility is twice the volatility of the fundamentals. Secondly, the median excess kurtosis of the simulated series is 11. Thirdly, the null hypothesis of homoskedasticity is rejected as for 99.7% of the simulated time series, the estimated ARCH coefficient in a GARCH(1,1) estimation is highly significant. Finally, the median of the misalignment periods within a run is 479, i.e. nearly half of the time the exchange rate heavily deviates from fundamentals. We define the exchange rate to be misaligned if the distance from its fundamental value is larger than 100 times the variance of the fundamentals' innovations.¹⁸

3.2.2 Target zone

We now introduce the target zone regime according to equation (23) and (24) into the simulation. The symmetric target zone is normalized to an upper bound of 1, which is reached for an inventory of $\bar{p} = 2$, i.e. the width of the band equals twenty times the standard deviation of the fundamentals' innovations.¹⁹ All other parameters remain unchanged. Figure 4 illustrates the target zone regime under the identical set of innovations to the fundamental inventory process²⁰ and shocks to current account traders, which was used for the example in figure 3 and table 1. Figure 4 displays the inventory and its fundamental value.

We again calculate the summary statistics for the benchmark example and the average of 100,000 simulations in Table 2. In addition, we look at the duration until the central bank intervenes the first time in a run.²¹ The simulated target zone exchange rate process replicates the characteristics of real data series. It is less volatile, less leptokurtotic, and shows a lower degree of exchange rate disconnect than the floating regime. The series are heteroskedastic and show a hump shaped distribution within the band. In the following we discuss these properties in more detail.

The best known phenomenon of managed exchange rates is the reduction of exchange

¹⁸That is 10 times the standard deviation. If the fundamentals are normally distributed, we should observe such a deviation only once in over a trillion years.

¹⁹That is even greater than 100 times the variance.

²⁰In the floating regime the inventory may be identified by the nominal exchange rate.

²¹If the central bank does not intervene in a run, the duration is set to 1000.

rate volatility. While in traditional economic models this volatility is transferred to other macroeconomic variables, the empirical literature in this field constituted the volatility disconnect puzzle. Among others, Flood and Rose (1995) show in a panel study that the exchange rates volatility declines for managing countries while the volatility of the fundamentals remains unchanged. More recent approaches using heterogeneous agents setups suggest theoretical explanations for multiple levels of exchange rate volatility for a given fundamental process. For instance, the model of Jeanne and Rose (2002) shows multiple equilibria and interpret the low volatility solution as a credible exchange rate management and the high volatility solution as free float. In Bauer and Herz (2005), the exchange rate volatility depends on the credibility and degree of the central banks commitment to stabilize the exchange rate. A credible commitment prevents trend reinforcing herd effects. Traders build their expectations in the spirit of Krugman's (1991) approach, i.e. with a certain proactive obedience, by incorporating the expected reaction of the exchange rate to central bank interventions. This creates self fulfilling expectations and de facto discharges the central bank from its obligation to actually intervene with the exception of very large exogenous shocks. If the central bank fails to communicate a credible commitment, technical trading reinforces trends and thus either increases nominal volatility or frequently calls for interventions.

Our model displays these stylized facts. While in the floating regime, the exchange rate volatility is excessively higher than the volatility of the fundamental value, in the managed regime the converse holds true. For the same fundamental process and the same model setup, the exchange rate volatility is on average twice as high in the floating regime and less than one third in the target zone regime as the volatility of the fundamental value. According to the distribution of exchange rate returns we find that it deviates from the normal distribution due to fat tails albeit the distribution of underlying fundamental does not. Empirical findings like (e.g. De Vries (2001), Lux (1998), or Lux and Marchesi (2000)) document the leptokurtosis. The exchange rate processes simulated by our model show an average excess kurtosis of 11 in the float regime and 2.5 in the target zone regime. The target zone value is less than that of the floating regime, but still indicates significantly

heavy tailed distributions.

Daily exchange rates are also characterized by clustered volatilities which cannot be traced back to specific features of the fundamental or news process (see. e.g. Lux and Marchesi (2000), Andersen et al.(2001) or De Vries (2001)). In general, this time series property is associated with ARCH and GARCH processes introduced by Engle (1982) and Bollerslev (1986). Our model replicates this feature, too. For 95% of the simulated time series the estimated ARCH coefficient in a GARCH(1,1) estimation is highly significant, while the fundamental process in each simulation is a random walk with normally distributed innovations.

Another empirical observation is the 'disconnect puzzle', i.e. the exchange rate appears to be misaligned or disconnected from its underlying fundamentals (compare e.g. Meese and Rogoff (1983), Obstfeld and Rogoff (2000), Lyons (2001)). Goodhart and Figluoli (1991) and Faust et al. (2002) show that exchange rates often move unrelated to news concerning the fundamentals. For our simulation, we define the exchange rate to be misaligned if the distance to its fundamental value is larger than 100 times the variance of the fundamentals' innovations, i.e. half the width of the band. The median duration of the misalignment periods within a run in the target zone regime is 503 days.

The most important empirical failure of the basic Krugman (1991) model, is its implication of a U-shaped distribution of the exchange rate within the band. The sensitivity of the nominal exchange rate with respect to movements of the fundamentals decreases with the deviation from the central parity. Thus, for a random walk fundamental process, the model predicts the exchange rate to remain longer at the border of the band than in the interior. Empirical evidence strongly rejects the U-shaped distribution hypothesis. On the contrary, empirical studies such as Flood, Rose and Mathieson (1991), Bertola and Caballero (1992), and Lindberg and Söderlind (1994) suggest a hump shaped distribution centered around the central parity. Our approach with a heterogeneous trader structure is able to replicate this empirical feature. Figure 5 shows a histogram of the exchange rate of the 100,000 runs. It displays the characteristic hump shape (see Sarno and Taylor 2002, pg. 184). Albeit the fundamental process is a random walk, the exchange rate process

remains in the middle of the band much longer than in the floating regime.

3.2.3 Sensitivity analysis of shocks

The behavior of the simulations varies with different values of important parameters assumptions of the model. An increase of the variance of the fundamental process naturally increases the variability of the nominal exchange rate. In addition, the fundamental process leaves the area supported by the target zone faster and more likely implying that central bank interventions become more frequent and more intensive. Reducing this volatility source reverses these effects. In the border case of completely stable fundamentals $\hat{s}_{lr} \equiv 0$, the exchange rate remains within the interior of the band without central bank interventions. Applying a stationary AR(1) process to the fundamental generating process instead of a random walk reduces the variance and excess kurtosis of the simulated time series. The duration of misalignments as well as the necessity for central bank interventions decrease. If the second source of exogenous shocks (the shocks to current account traders) is intensified, i.e. σ_{CA} increases, the exchange rate becomes more volatile within the band and the distribution of the exchange rate tends to a uniform distribution within the band.

4 Conclusions

Even though a large number of empirical and theoretical contributions have emerged since the seminal work of Krugman (1991) the academic literature on target zone arrangements generally adhered to the efficient market hypothesis. However, the efficient market hypothesis is particularly misleading as policy makers introduce target zone arrangements precisely because foreign exchange markets do not behave this way (Krugman and Miller 1993). In order to overcome this contradiction, we present a simple behavioral model with chartists and fundamentalists and analyze their trading behavior in both regimes. Regarding the floating regime the model replicates the well-known stylized facts like excessive volatility, fat tails, volatility clustering and the exchange rate disconnect. When introducing a credible target zone the exchange rate remains for a considerably long period in the center of the band albeit the fundamental exchange rate does not exhibit mean

reversion tendencies. The resulting hump-shaped distribution of the exchange rate greatly reduces the frequency of central bank intervention. Moreover, exchange rate volatility significantly declined due to the diminishing impact of speculative activity within the target zone regime.

Of course, the properties of the target zone may change if the assumptions of full credibility or marginal intervention are relaxed. These extensions might be introduced along the lines of Garber and Svensson (1995) and Werner (1995). While the incorporation of intramarginal interventions should strengthen the simulation results, any lack of credibility tends to be counterproductive. Exchange rates close to the edges of the band imply a high realignment probability and are likely to create the potential for speculative attacks.

References

- Ahrens, R. and S. Reitz (2005), Heterogeneous Expectations in the Foreign Exchange Market - Evidence from Daily DM/US Dollar Exchange Rates, *Journal of Evolutionary Economics*, Vol. 15, 65 - 82.
- Andersen, T.G., T. Bollerslev, F.X. Diebold and P. Labys (2001), The Distribution of Realized Exchange Rate Volatility, *Journal of the American Statistical Association* 96, 42-56.
- Bauer, C. and B. Herz (2005), How credible are the exchange rate regimes of the new EU members? Empirical evidence from market sentiments, *Eastern European Economics*, 43(3), 55-77.
- Bekaert, G. and S. Gray (1998), Target zones and exchange rates: An empirical investigation, *Journal of International Economics*, 45, 1 - 35.
- Bertola, G. and R.J. Caballero (1992), Target Zones and Realignments, *American Economic Review*, 82, 520-536.
- Bertola, G. and L.E.O. Svensson (1993), Stochastic Devaluation Risk and the Empirical Fit of Target-Zone Models, *Review of Economic Studies*, 60, 689 - 712.
- Bollerslev, T. (1986), Generalized autoregressive conditional heteroskedasticity, *Journal of Econometrics*, 31, 307 - 327.
- Brock, W. and C. Hommes (1998), Heterogeneous beliefs and routes to chaos in a simple asset pricing model, *Journal of Economic Dynamics Control*, 22, 1235 - 1274.
- Cheung, Y. and M. Chinn (2001), Currency traders and exchange rate dynamics: A survey of the US market, *Journal of International Money and Finance*, 20, 439 - 471.
- Chiarella, C. (1992), The Dynamics of speculative behavior, *Annals of Operations Research*, 37, 101 - 123.
- Corrado, L., M. Miller and L. Zhang (2007), Monitoring Bands and Monitoring Rules: how currency intervention can change market composition, *International Journal of Finance and Economics* (forthcoming).
- Day, R. and W. Huang (1990), Bulls, bears and market sheep, *Journal of Economic Behavior and Organization*, 14, 299 - 329.
- De Grauwe, P., Dewachter, H. and M. Embrechts (1993), Exchange Rate Theory. Chaotic Models of Foreign Exchange Markets, Blackwell.
- De Grauwe, P. and M. Grimaldi (2006), Exchange Rate Puzzles: A tale of Switching Attractors, *European Economic Review*, 50, 1 - 33.

- De Grauwe, P. and M. Grimaldi (2005a), The Exchange Rate and its Fundamentals in a Complex World, *Review of International Economics*, 13 (3), 549 – 575.
- De Grauwe, P. and M. Grimaldi (2005b), Heterogeneity of agents, transactions costs and the exchange rate, *Journal of Economic Dynamics & Control*, 29, 691 – 719.
- De Long, J.B., A. Shleifer, L.H. Summers, and R.J. Waldmann (1990), Noise trader risk in financial markets, *Journal of Political Economy*, 98(4), 703 – 738.
- De Vries, C. (2001), Fat tails and the history of the guilder. *Tinbergen Magazine*, 4, 3 – 6.
- Dixit, A. (1989), Entry and Exit Decisions Under Uncertainty, *Journal of Political Economy*, XCVII, 620 – 638.
- Driffill, J. and M. Sola (2006), Target Zones for Exchange Rates and Policy Changes, *Journal of International Money and Finance*, 25, 912 – 931.
- Engle, R.F. (1982), Autoregressive Conditional Heteroscedasticity with Estimates of the Variance of United Kingdom Inflation, *Econometrica*, 50 (4), 987 – 1007.
- Engel, C., K. West (2005), Exchange Rates and Fundamentals, *Journal of Political Economy*, 113, 485 – 517.
- Evans, M. and R. Lyons (2002), Order flow and exchange rate dynamics, *Journal of Political Economy* 110, 170-180.
- Farmer, D. and S. Joshi (2002), The price dynamics of common trading strategies, *Journal of Economic Behavior and Organization*, 49, 149 – 171.
- Faust, J., J. Rogers, E. Swanson and J. Wright (2002), Identifying the effects of monetary policy shocks on exchange rates using high frequency data, *International Finance Discussion Papers*, No. 739, Board of Governors of the Federal Reserve System, Washington, DC.
- Flood R. and A. Rose (1995), Fixing exchange rates: A virtual quest for fundamentals, *Journal of Monetary Economics*, 36, 3 – 37.
- Flood R., A. Rose, and D. Mathieson (1991), An Empirical Exploration of Exchange-Rate Target-Zones, *Carnegie-Rochester Series on Public Policy*, 35, 7 – 66.
- Frankel, J., and K. Froot (1986), Understanding the U.S. Dollar in the eighties: the expectations of chartists and fundamentalists, *Economic Record*, 62, 24 – 38.
- Garber, P. and L. Svensson (1995), The Operation and Collapse of Fixed Exchange Rate Regimes, in: Grossman, G. and K. Rogoff (eds.) *Handbook of International Economics*, Vol. III, Amsterdam, North Holland, ch. 36.
- Glosten, L., and P. Milgrom (1985), Bid, ask, and transaction prices in a specialist market with heterogeneously informed agents. *Journal of Financial Economics*, 14, 71 – 100.

- Goodhart, C., and Figliuoli, L. (1991), Every minute counts in the foreign exchange markets, *Journal of International Money and Finance*, 10, 23 – 52.
- Iannizzotto, M. and M. Taylor (1999), The Target-Zone Model, Non-Linearity and Mean Reversion: Is the Honeymoon Really Over?, *Economic Journal*, 109, C96 – C110.
- Jeanne, O. and Rose, A. (2002), Noise Trading and Exchange Rate Regimes, *Quarterly Journal of Economics*, 117 (2), 537 – 569.
- Kilian, L. and M. Taylor (2003), Why Is It so Difficult to Beat the Random Walk Forecast of Exchange Rates?, *Journal of International Economics*, 60, 85 – 107.
- Killeen, W., R. Lyons and M. Moore (2006), Fixed versus flexible: Lessons from EMS order flow, *Journal of International Money and Finance*, 25, 551 – 579.
- Kirman, A. (1991), Epidemics of opinion and speculative bubbles in financial markets. In: Taylor, M. (ed.), *Money and financial markets*, Oxford, 354 – 368.
- Krugman, P. (1991), Target Zones and Exchange Rate Dynamics, *Quarterly Journal of Economics*, CVI, 669 – 682.
- Krugman, P. and M. Miller (1992), Why have a Target Zone?, *Carnegie-Rochester Conference Series on Public Policy*, 38, 279 – 314.
- Kyle, A. (1985), Continuous Auctions and Insider Trading, *Econometrica*, 53, 1315 – 1336.
- LeBaron, B. (2006), Agent Based Computational Finance, in: Judd, K. and L. Tesfatsion (eds.), *Handbook of Computational Economics*, Elsevier.
- Lux, T. (1998), The socio-economic dynamics of speculative markets: Interacting agents, chaos, and fat tails of return distributions, *Journal of Economic Behavior and Organization*, 33, 143 – 165.
- Lux, T., and Marchesi, M. (2000), Volatility clustering in financial markets: A microsimulation of interacting agents, *International Journal of Theoretical and Applied Finance*, 3, 675 – 702.
- Lindberg, H. and P. Söderlind (1994), Testing the Basic Target Zone Model on Swedish Data 1982 – 1990, *European Economic Review*, 38, 1441 – 1469.
- Lyons, R. (1997), A Simultaneous Trade Model of the Foreign Exchange Hot Potato, *Journal of International Economics*, 42, 275 – 298.
- Lyons, R. (2001), *The Microstructure Approach to Exchange Rates*, MIT Press.
- Meese, R. and K. Rogoff (1983), Empirical exchange-rate models of the seventies: do they fit out of sample? *Journal of International Economics*, 14, 3 – 24.
- Menkhoff, L. (1998), The Noise Trading Approach – Questionnaire evidence from foreign exchange, *Journal of International Money and Finance*, 17, 547 – 564.

- Miller, M. and P. Weller (1991), Exchange Rate Bands with Price Inertia, *Economic Journal*, 101, 1380 – 99.
- Murphy, J. (1999), Technical analysis of financial markets, New York.
- Obstfeld, M. and Rogoff, K. (2000), The six major puzzles in international macroeconomics: Is there a common cause? *NBER Macroeconomic Annual* 15.
- Osler, C. (1998), Short-term Speculators and the Puzzling Behavior of Exchange Rates, *Journal of International Economics*, 43, 37 – 58.
- Reitz, S. and F. Westerhoff (2003), Nonlinearities and Cyclical Behavior: The Role of Chartists and Fundamentalists, *Studies in Nonlinear Dynamics & Econometrics*, 7:4/3, 2003.
- Rogoff, K. (1996), The purchasing power parity puzzle, *Journal of Economic Literature*, 34(2), pp. 647 – 68.
- Takagi, S. (1991), Exchange Rate Expectations, A Survey of Survey Studies. *IMF Staff Papers*, 38, 156 – 183.
- Taylor, M. and H. Allen (1992), The Use of Technical Analysis in the Foreign Exchange Market, *Journal of International Money and Finance*, 11, 304 – 314.
- Taylor, M. and M. Iannizzotto (2001), On the Mean-Reverting Properties of Target Zone Exchange Rates: A Cautionary Note, *Economic Letters*, 71, 117 – 129.
- Taylor, M. and D. Peel (2000), Nonlinear adjustment, long-run equilibrium and exchange rate fundamentals, *Journal of International Money and Finance*, 19, 33 – 53.
- Taylor, M., D. Peel and L. Sarno (2001), Nonlinear mean reversion in real exchange rates: toward a solution to the purchasing power parity puzzles, *International Economic Review*, 42, 1015 – 1042.
- Tristani, O. (1994), Variable probability of Realignment in a Target Zone, *Scandinavian Journal of Economics*, 96, 1 – 14.
- Svensson, L. (1992), An Interpretation of Recent Research on Exchange Rate Target Zones, *Journal of Economic Perspectives*, 6, 119 – 144.
- Vigfusson, R. (1997), Switching Between Chartists and Fundamentalists: A Markov Regime-Switching Approach, *International Journal of Financial Economics*, Vol. 2, 291 – 305.
- Werner, A. (1995), Exchange Rate Target Zones, Realignment and the Interest Rate Differential: Theory and Evidence, *Journal of International Economics*, 39, 353 – 367.

Table 1: Summary statistics of the floating regime.

	Variance of daily nominal returns	Excess kurtosis of daily returns	Number of simulations with p-value of ARCH coefficient <1%	Duration of misalignments period
Example time series	0.020	14	0	503
Median from 100 ⁷ simulated time series	0.022 (0.020,0.025)	11 (9, 14)	99,7%	479 (426, 528)

Note: The numbers in brackets give the first and third quartile of the statistics.

Table 2: Summary statistics of the target zone regime

	Variance of daily returns	Excess kurtosis	p-value of ARCH coefficient <1%	Duration of misalignment periods	Average time of first Central Bank intervention
Example time series	0.0033	1.8	0	419	1000
Median from 100 ⁷ simulated time series	0.0028 (0.0021, 0.0034)	2.5 (1.8, 3.8)	95,4%	503 (388, 625)	950 (600, 1000)

Note: The numbers in brackets give the first and third quartile of the statistics.

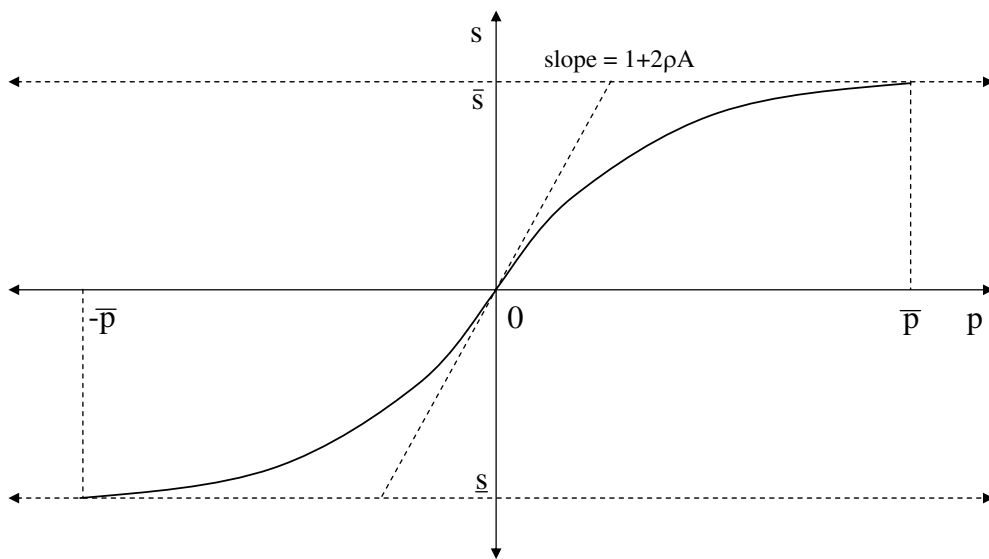


Figure 1: Exchange rate target zone

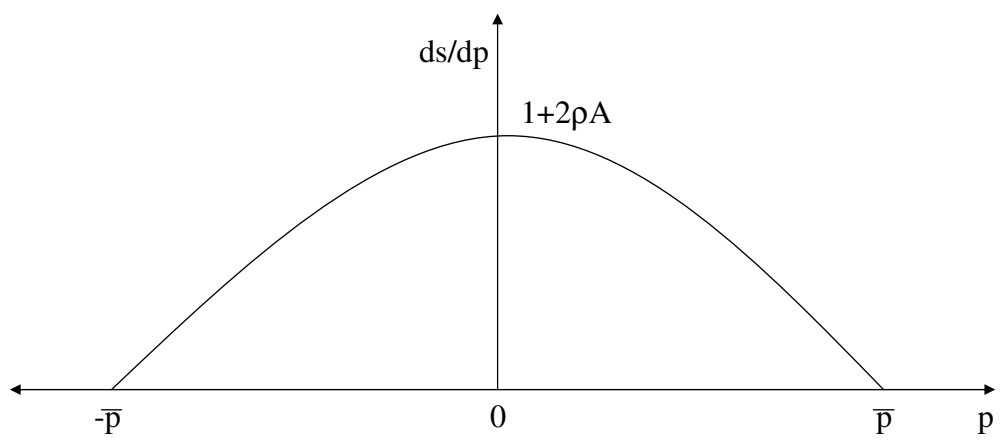


Figure 2: Marginal impact of order flow on exchange rates

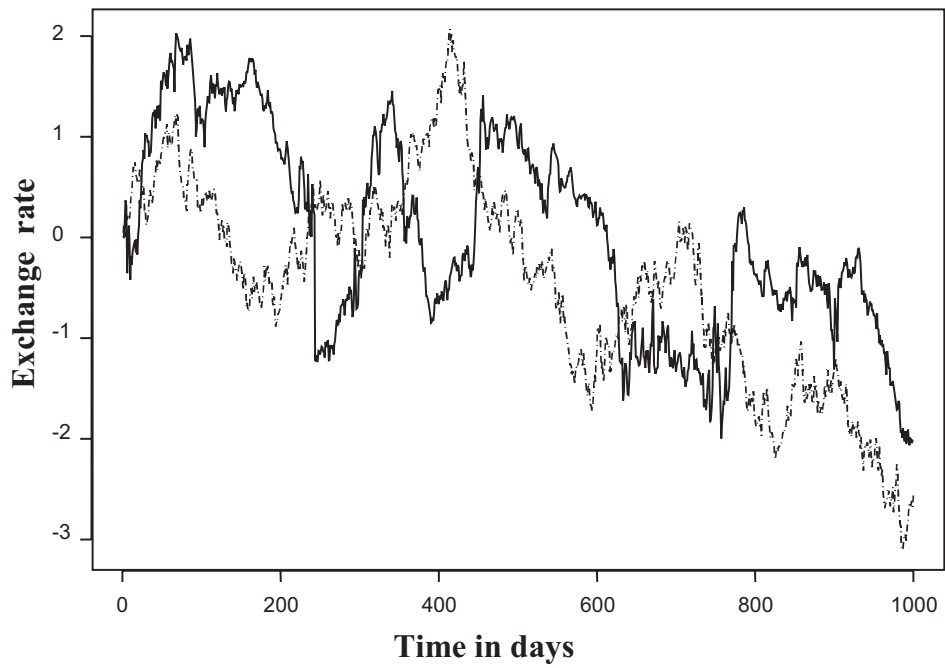


Figure 3: Exchange rate (solid line) and fundamental value (dotted line) in the floating regime

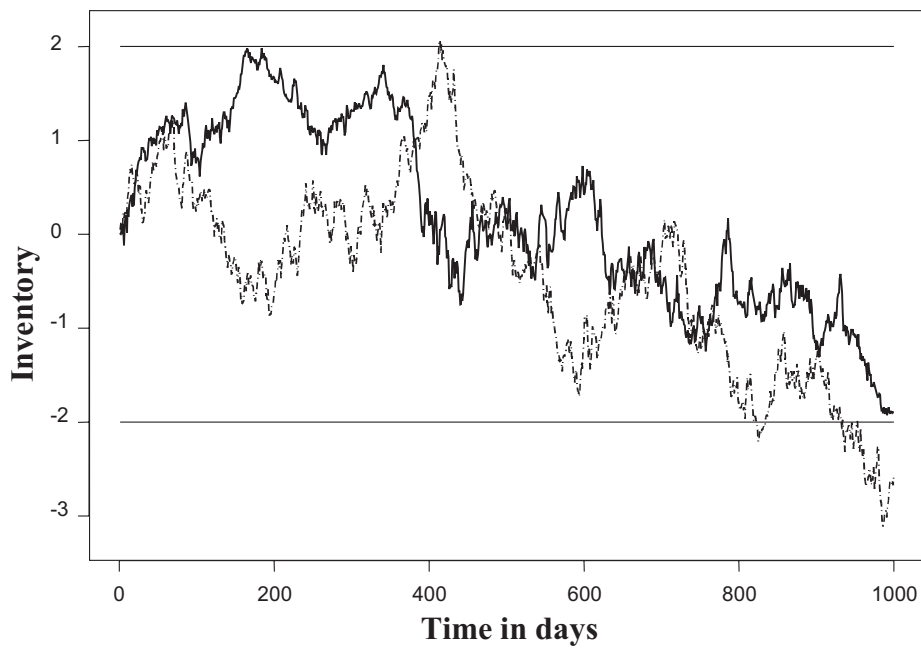


Figure 4: Inventory (solid line) and its fundamental value (dotted line) in the target zone regime

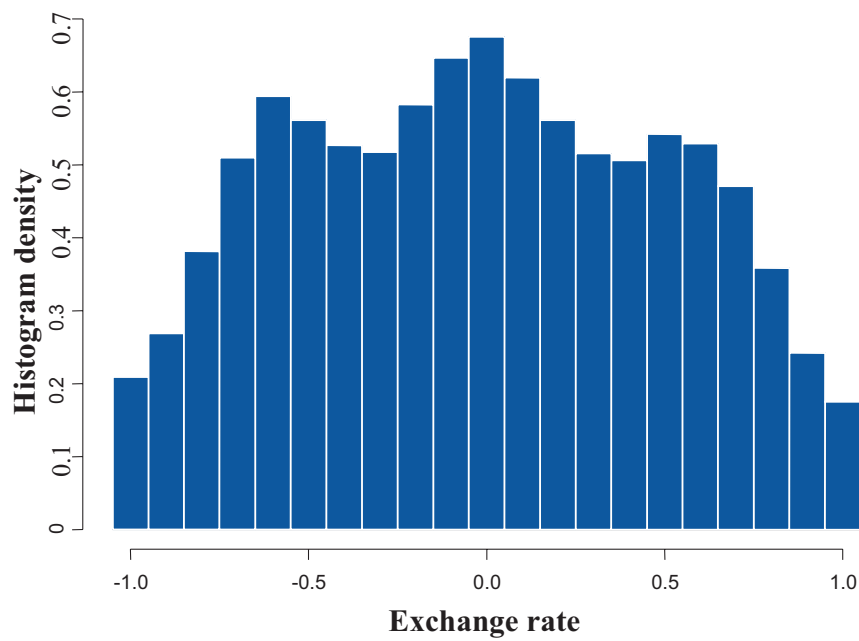


Figure 5: Distribution of the exchange rate in the target zone regime

The following Discussion Papers have been published since 2006:

Series 1: Economic Studies

1	2006	The dynamic relationship between the Euro overnight rate, the ECB's policy rate and the term spread	Dieter Nautz Christian J. Offermanns
2	2006	Sticky prices in the euro area: a summary of new micro evidence	Álvarez, Dhyne, Hoeberichts Kwapil, Le Bihan, Lünnemann Martins, Sabbatini, Stahl Vermeulen, Vilmunen
3	2006	Going multinational: What are the effects on home market performance?	Robert Jäckle
4	2006	Exports versus FDI in German manufacturing: firm performance and participation in international markets	Jens Matthias Arnold Katrin Hussinger
5	2006	A disaggregated framework for the analysis of structural developments in public finances	Kremer, Braz, Brosens Langenus, Momigliano Spolander
6	2006	Bond pricing when the short term interest rate follows a threshold process	Wolfgang Lemke Theofanis Archontakis
7	2006	Has the impact of key determinants of German exports changed? Results from estimations of Germany's intra euro-area and extra euro-area exports	Kerstin Stahn
8	2006	The coordination channel of foreign exchange intervention: a nonlinear microstructural analysis	Stefan Reitz Mark P. Taylor
9	2006	Capital, labour and productivity: What role do they play in the potential GDP weakness of France, Germany and Italy?	Antonio Bassanetti Jörg Döpke, Roberto Torrini Roberta Zizza

10	2006	Real-time macroeconomic data and ex ante predictability of stock returns	J. Döpke, D. Hartmann C. Pierdzioch
11	2006	The role of real wage rigidity and labor market frictions for unemployment and inflation dynamics	Kai Christoffel Tobias Linzert
12	2006	Forecasting the price of crude oil via convenience yield predictions	Thomas A. Knetsch
13	2006	Foreign direct investment in the enlarged EU: do taxes matter and to what extent?	Guntram B. Wolff
14	2006	Inflation and relative price variability in the euro area: evidence from a panel threshold model	Dieter Nautz Juliane Scharff
15	2006	Internalization and internationalization under competing real options	Jan Hendrik Fisch
16	2006	Consumer price adjustment under the microscope: Germany in a period of low inflation	Johannes Hoffmann Jeong-Ryeol Kurz-Kim
17	2006	Identifying the role of labor markets for monetary policy in an estimated DSGE model	Kai Christoffel Keith Küster Tobias Linzert
18	2006	Do monetary indicators (still) predict euro area inflation?	Boris Hofmann
19	2006	Fool the markets? Creative accounting, fiscal transparency and sovereign risk premia	Kerstin Bernoth Guntram B. Wolff
20	2006	How would formula apportionment in the EU affect the distribution and the size of the corporate tax base? An analysis based on German multinationals	Clemens Fuest Thomas Hemmelgarn Fred Ramb

21	2006	Monetary and fiscal policy interactions in a New Keynesian model with capital accumulation and non-Ricardian consumers	Campbell Leith Leopold von Thadden
22	2006	Real-time forecasting and political stock market anomalies: evidence for the U.S.	Martin Bohl, Jörg Döpke Christian Pierdzioch
23	2006	A reappraisal of the evidence on PPP: a systematic investigation into MA roots in panel unit root tests and their implications	Christoph Fischer Daniel Porath
24	2006	Margins of multinational labor substitution	Sascha O. Becker Marc-Andreas Müндler
25	2006	Forecasting with panel data	Badi H. Baltagi
26	2006	Do actions speak louder than words? Household expectations of inflation based on micro consumption data	Atsushi Inoue Lutz Kilian Fatma Burcu Kiraz
27	2006	Learning, structural instability and present value calculations	H. Pesaran, D. Pettenuzzo A. Timmermann
28	2006	Empirical Bayesian density forecasting in Iowa and shrinkage for the Monte Carlo era	Kurt F. Lewis Charles H. Whiteman
29	2006	The within-distribution business cycle dynamics of German firms	Jörg Döpke Sebastian Weber
30	2006	Dependence on external finance: an inherent industry characteristic?	George M. von Furstenberg Ulf von Kalckreuth
31	2006	Comovements and heterogeneity in the euro area analyzed in a non-stationary dynamic factor model	Sandra Eickmeier

32	2006	Forecasting using a large number of predictors: is Bayesian regression a valid alternative to principal components?	Christine De Mol Domenico Giannone Lucrezia Reichlin
33	2006	Real-time forecasting of GDP based on a large factor model with monthly and quarterly data	Christian Schumacher Jörg Breitung
34	2006	Macroeconomic fluctuations and bank lending: evidence for Germany and the euro area	S. Eickmeier B. Hofmann, A. Worms
35	2006	Fiscal institutions, fiscal policy and sovereign risk premia	Mark Hallerberg Guntram B. Wolff
36	2006	Political risk and export promotion: evidence from Germany	C. Moser T. Nestmann, M. Wedow
37	2006	Has the export pricing behaviour of German enterprises changed? Empirical evidence from German sectoral export prices	Kerstin Stahn
38	2006	How to treat benchmark revisions? The case of German production and orders statistics	Thomas A. Knetsch Hans-Eggert Reimers
39	2006	How strong is the impact of exports and other demand components on German import demand? Evidence from euro-area and non-euro-area imports	Claudia Stirböck
40	2006	Does trade openness increase firm-level volatility?	C. M. Buch, J. Döpke H. Strotmann
41	2006	The macroeconomic effects of exogenous fiscal policy shocks in Germany: a disaggregated SVAR analysis	Kirsten H. Heppke-Falk Jörn Tenhofen Guntram B. Wolff

42	2006	How good are dynamic factor models at forecasting output and inflation? A meta-analytic approach	Sandra Eickmeier Christina Ziegler
43	2006	Regionalwährungen in Deutschland – Lokale Konkurrenz für den Euro?	Gerhard Rösl
44	2006	Precautionary saving and income uncertainty in Germany – new evidence from microdata	Nikolaus Bartsch
45	2006	The role of technology in M&As: a firm-level comparison of cross-border and domestic deals	Rainer Frey Katrin Hussinger
46	2006	Price adjustment in German manufacturing: evidence from two merged surveys	Harald Stahl
47	2006	A new mixed multiplicative-additive model for seasonal adjustment	Stephanus Arz
48	2006	Industries and the bank lending effects of bank credit demand and monetary policy in Germany	Ivo J.M. Arnold Clemens J.M. Kool Katharina Raabe
01	2007	The effect of FDI on job separation	Sascha O. Becker Marc-Andreas Müндler
02	2007	Threshold dynamics of short-term interest rates: empirical evidence and implications for the term structure	Theofanis Archontakis Wolfgang Lemke
03	2007	Price setting in the euro area: some stylised facts from individual producer price data	Dias, Dossche, Gautier Hernando, Sabbatini Stahl, Vermeulen
04	2007	Unemployment and employment protection in a unionized economy with search frictions	Nikolai Stähler

05	2007	End-user order flow and exchange rate dynamics	S. Reitz, M. A. Schmidt M. P. Taylor
06	2007	Money-based interest rate rules: lessons from German data	C. Gerberding F. Seitz, A. Worms
07	2007	Moral hazard and bail-out in fiscal federations: evidence for the German Länder	Kirsten H. Heppke-Falk Guntram B. Wolff
08	2007	An assessment of the trends in international price competitiveness among EMU countries	Christoph Fischer
09	2007	Reconsidering the role of monetary indicators for euro area inflation from a Bayesian perspective using group inclusion probabilities	Michael Scharnagl Christian Schumacher
10	2007	A note on the coefficient of determination in regression models with infinite-variance variables	Jeong-Ryeol Kurz-Kim Mico Loretan
11	2007	Exchange rate dynamics in a target zone - a heterogeneous expectations approach	Christian Bauer Paul De Grauwe, Stefan Reitz

Series 2: Banking and Financial Studies

01	2006	Forecasting stock market volatility with macroeconomic variables in real time	J. Döpke, D. Hartmann C. Pierdzioch
02	2006	Finance and growth in a bank-based economy: is it quantity or quality that matters?	Michael Koetter Michael Wedow
03	2006	Measuring business sector concentration by an infection model	Klaus Düllmann
04	2006	Heterogeneity in lending and sectoral growth: evidence from German bank-level data	Claudia M. Buch Andrea Schertler Natalja von Westernhagen
05	2006	Does diversification improve the performance of German banks? Evidence from individual bank loan portfolios	Evelyn Hayden Daniel Porath Natalja von Westernhagen
06	2006	Banks' regulatory buffers, liquidity networks and monetary policy transmission	Christian Merkl Stéphanie Stolz
07	2006	Empirical risk analysis of pension insurance – the case of Germany	W. Gerke, F. Mager T. Reinschmidt C. Schmieder
08	2006	The stability of efficiency rankings when risk-preferences and objectives are different	Michael Koetter
09	2006	Sector concentration in loan portfolios and economic capital	Klaus Düllmann Nancy Masschelein
10	2006	The cost efficiency of German banks: a comparison of SFA and DEA	E. Fiorentino A. Karmann, M. Koetter
11	2006	Limits to international banking consolidation	F. Fecht, H. P. Grüner

12	2006	Money market derivatives and the allocation of liquidity risk in the banking sector	Falko Fecht Hendrik Hakenes
01	2007	Granularity adjustment for Basel II	Michael B. Gordy Eva Lütkebohmert
02	2007	Efficient, profitable and safe banking: an oxymoron? Evidence from a panel VAR approach	Michael Koetter Daniel Porath
03	2007	Slippery slopes of stress: ordered failure events in German banking	Thomas Kick Michael Koetter
04	2007	Open-end real estate funds in Germany – genesis and crisis	C. E. Bannier F. Fecht, M. Tyrell
05	2007	Diversification and the banks' risk-return-characteristics – evidence from loan portfolios of German banks	A. Behr, A. Kamp C. Memmel, A. Pfingsten
06	2007	How do banks adjust their capital ratios? Evidence from Germany	Christoph Memmel Peter Raupach
07	2007	Modelling dynamic portfolio risk using risk drivers of elliptical processes	Rafael Schmidt Christian Schmieder

Visiting researcher at the Deutsche Bundesbank

The Deutsche Bundesbank in Frankfurt is looking for a visiting researcher. Among others under certain conditions visiting researchers have access to a wide range of data in the Bundesbank. They include micro data on firms and banks not available in the public. Visitors should prepare a research project during their stay at the Bundesbank. Candidates must hold a Ph D and be engaged in the field of either macroeconomics and monetary economics, financial markets or international economics. Proposed research projects should be from these fields. The visiting term will be from 3 to 6 months. Salary is commensurate with experience.

Applicants are requested to send a CV, copies of recent papers, letters of reference and a proposal for a research project to:

Deutsche Bundesbank
Personalabteilung
Wilhelm-Epstein-Str. 14

60431 Frankfurt
GERMANY

