

Esmaeili, M.; Naghavi, M. S.; Ghahghaei, A.

Article

Optimal (R, Q) policy and pricing for two-echelon supply chain with lead time and retailer's service-level incomplete information

Journal of Industrial Engineering International

Provided in Cooperation with:

Islamic Azad University (IAU), Tehran

Suggested Citation: Esmaeili, M.; Naghavi, M. S.; Ghahghaei, A. (2018) : Optimal (R, Q) policy and pricing for two-echelon supply chain with lead time and retailer's service-level incomplete information, Journal of Industrial Engineering International, ISSN 2251-712X, Springer, Heidelberg, Vol. 14, Iss. 1, pp. 43-53,
<https://doi.org/10.1007/s40092-017-0207-9>

This Version is available at:

<https://hdl.handle.net/10419/195590>

Standard-Nutzungsbedingungen:

Die Dokumente auf EconStor dürfen zu eigenen wissenschaftlichen Zwecken und zum Privatgebrauch gespeichert und kopiert werden.

Sie dürfen die Dokumente nicht für öffentliche oder kommerzielle Zwecke vervielfältigen, öffentlich ausstellen, öffentlich zugänglich machen, vertreiben oder anderweitig nutzen.

Sofern die Verfasser die Dokumente unter Open-Content-Lizenzen (insbesondere CC-Lizenzen) zur Verfügung gestellt haben sollten, gelten abweichend von diesen Nutzungsbedingungen die in der dort genannten Lizenz gewährten Nutzungsrechte.

Terms of use:

Documents in EconStor may be saved and copied for your personal and scholarly purposes.

You are not to copy documents for public or commercial purposes, to exhibit the documents publicly, to make them publicly available on the internet, or to distribute or otherwise use the documents in public.

If the documents have been made available under an Open Content Licence (especially Creative Commons Licences), you may exercise further usage rights as specified in the indicated licence.



<https://creativecommons.org/licenses/by/4.0/>

Optimal (R, Q) policy and pricing for two-echelon supply chain with lead time and retailer's service-level incomplete information

M. Esmaeili¹ · M. S. Naghavi¹ · A. Ghahghaei¹

Received: 12 January 2017 / Accepted: 17 May 2017 / Published online: 27 May 2017
© The Author(s) 2017. This article is an open access publication

Abstract Many studies focus on inventory systems to analyze different real-world situations. This paper considers a two-echelon supply chain that includes one warehouse and one retailer with stochastic demand and an up-to-level policy. The retailer's lead time includes the transportation time from the warehouse to the retailer that is unknown to the retailer. On the other hand, the warehouse is unaware of retailer's service level. The relationship between the retailer and the warehouse is modeled based on the Stackelberg game with incomplete information. Moreover, their relationship is presented when the warehouse and the retailer reveal their private information using the incentive strategies. The optimal inventory and pricing policies are obtained using an algorithm based on bi-level programming. Numerical examples, including sensitivity analysis of some key parameters, will compare the results between the Stackelberg models. The results show that information sharing is more beneficial to the warehouse rather than the retailer.

Keywords Two-echelon supply chain · Incomplete information · Lead time · Transportation cost · Service level

Introduction and literature review

Two-echelon supply chain consists of one or more manufacturers or warehouses who wholesale their products to lower echelon (retailers) who retail them to end customers (Lau and Lau 2005). To maximize their profits, each echelon should make decisions about pricing and appropriate replenishment policy, including order quantity (Q) and reorder point (R) (Heydari 2014). The related literature on optimal pricing and (R, Q) in the supply chain regarding lead time and service level can be categorized into two groups: up-to-level policy (R, Q) and game theoretic pricing and ordering decisions. These models are briefly summarized to be compared with the proposed model.

The first group focuses on (R, Q) inventory when an order for Q is placed and the inventory level falls to R (Li et al. 2011). In optimization cost and profit of supply chain, it is common to assume that retailers and warehouses and even plant follow (R, Q) policy for replenishment. The interruption demand of lower level in a supply chain does not violate the assumption of (R, Q) replenishment policy (Forsberg 1997) and (Ganeshan 1999). Considering stochastic demand is the common assumption in this group (Tan and Weng 2013) (Alkhedher and Darwish 2013). For instance, Taleizadeh et al. (2011) proposed a multi-buyer multi-vendor supply chain and determined ordering policy, including reorder point and number of shipments as well as safety stock to minimize the total cost. Strijbosch and Moors (2006) considered single-stage supply chain with (R, Q) policy. By considering the demand with truncated normal distribution and taking into account the non-negative values, they derive ordering policy. While lead time demand has normal distribution, Chung et al. (2009) presented an accurate algorithm to determine the order quantity and the reorder point. Thangam and Uthayakumar

✉ M. Esmaeili
esmaeili_m@alzahra.ac.ir

¹ Department of Industrial Engineering, Alzahra University, Tehran, Iran

(2008) derived optimal reorder points in two-echelon supply chain, while the number of backorders which are allowed during the lead time is limited. Isotupa and Samanta (2013) developed a cost function for (R, Q) and a lost sales inventory system with stochastic lead time and two types of customers with different priorities. Al-Rifai and Rossetti (2007) proposed a two-echelon inventory system with non-reparable spare parts and utilized a heuristic algorithm to drive ordering decisions. Although the proposed models considered different real-world situations on (R, Q) inventory systems, the interaction between each echelon of the supply chain, such as coordination, cooperation, or competition, has been ignored. Moreover, some researchers have applied metaheuristic methods for optimizing supply chain. Taleizadeh et al. (2010a) applied genetic algorithm to optimize multiproduct multiconstraint inventory control systems with stochastic replenishment intervals and discount. Taleizadeh et al. (2010b) used A particle swarm optimization approach for constraint joint single buyer-single vendor inventory problem with changeable lead time and (R, Q) policy in supply chain.

The second group of literature has been dedicated to the pricing and ordering decisions. These decisions in the supply chain would be also practical and efficient, because emphasis is placed the dynamic behavior of members by the game theory approach. Most papers present the non-cooperative game in the supply chain as the Stackelberg game. Taleizadeh and Noori-daryan (2016) optimized the total cost of the supply chain network by coordinating decision-making policy using Stackelberg–Nash equilibrium. The decision variables of their model were the supplier's price, the producer's price, and the number of shipments received by the supplier and producer. Taleizadeh et al. (2015) used Stackelberg game for optimizing prices and ordering decisions in a supply chain with imperfect quality items and inspection under the buyback of defective items. Heydari (2014) considered the coordination between a supplier and a retailer in the supply chain with respect to fixed amount of demand, and also the variation of lead time with complete information structure. Nevertheless, the optimal ordering and pricing policies are obtained in a seller–buyer supply chain with partial lost sale and stochastic demands as the seller-Stackelberg game (Cai et al. 2011). Ye and Xu (2010) presented a vendor–buyer model under buyer-Stackelberg and cooperative games. Taleizadeh et al. (2016) determined price and ordering decisions for two competing supply chains using a Stackelberg game approach. The heuristic algorithms have been used to obtain the optimal order quantity, length of lead time, the safety factor, and the number of products which are delivered to the buyer to minimize their costs. Moreover, many researchers have to make decisions in the supply chain using incomplete information. A supply chain

model is proposed to obtain optimal order quantity and selling price, while the seller's setup, purchase costs, and the demand are unknown (Esmaili and Zeepongsekul 2010). Uncertain market demand is also considered in a duopoly market, where two separate firms offer complementary goods regarding the Stackelberg model (Mukhopadhyay et al. 2011). In addition, to obtain the optimal pricing policy in a supply chain, including a multi-channel manufacturer, a retailer uncertain demand is considered (Yan and Pei 2011). The model is analyzed with information sharing and non-information sharing. Later, the optimal pricing and collection policies for a manufacturer–retailer are obtained in a closed-loop supply chain with complete and incomplete information about customer's demand (Wei et al. 2015). Hu et al. (2014) obtained optimal ordering and production policy in a two-echelon supply chain to maximize expected profit. They considered stochastic demand and production yield, while these factors, as well as price, are proposed to be common knowledge.

The features of this paper are classified in terms of decision policies, the main assumptions, and solution methods in comparison with those of the literature (Table 1). To the best of our knowledge, ordering size, safety factor, and pricing policies in a supply chain have not been studied regarding incomplete information of lead time and retailer's service level in the literature. This paper considers a two-echelon supply chain that includes one warehouse and one retailer under incomplete information. Both the warehouse and the retailer apply (R, Q) replenishment policy with a continuous-review backorder inventory model and truncated normal demand. The warehouse's order quantity is integer multiples of the retailer's order quantity. The warehouse uses two transportation modes via a logistic service provider (LSP), the traditional, and the emergency ones, to deliver batches to the retailer. Whenever the warehouse is out of stock, orders are delivered with delay. The warehouse uses emergency transportation, such as air transportation, to keep high service level. Practical examples would be observed in the delivery of large-sized transactions in a supply chain for each industry, such as car, tire, and computer companies. For example, in Customs Administration or when there is a distance between the upstream (vendors) or downstream (sellers), there are some silos and warehouses at the Customs Administration. The existence of such silos and warehouses is required for exchanging, sending, and receiving cargo, shipment, products with, to, and from their retailers or buyers. Regarding the strategic location of warehouse or silos, a warehouse could be considered as a monopolist by different retailers or sellers. Therefore, the relationship between the retailer and the warehouse is investigated based on the warehouse–Stackelberg game



Table 1 Features of the study

Articles	Decision policies				Main assumptions		Game theory		Solution methods
	Order size	Safety factor	profit fraction exchanged	price	Replenishment policy	Stochastic demands	incomplete information	information sharing	
Viswanathan and Piplani (2001)	✓			✓	(T, Q)			✓	Exact method
Boyaci and Gallego (2004)	✓				(R, Q)	✓	✓		Exact method
Kebing et al. (2007)			✓	✓	(T, Q)			✓	Exact method
Li and Wang (2007)	✓				(T, Q)			✓	Heuristics algorithm
Esmaeili et al. (2009)	✓		✓	✓	(R, Q)		✓	✓	Exact method
Yu et al. (2009)	✓			✓	(T, Q)			✓	Exact method
Taleizadeh et al. (2010b)	✓			✓	(R, Q)	✓		✓	Metaheuristic algorithm
Yu and Huang (2010)	✓			✓	(T, Q)		✓	✓	Metaheuristic algorithm
Huang et al. (2011)					(T, Q)			✓	Heuristics algorithm
Eruguz et al. (2014)	✓				(T, Q)	✓	No game approach		Sequential optimization procedure (SOP) for NLIP
Yin et al. (2015)	✓			✓	(T, Q)	✓	✓		Heuristics algorithm
Taleizadeh and Noori-daryan (2016)				✓	(R, Q)		✓	✓	Exact method
Taleizadeh et al. (2016)	✓			✓	(R, Q)			✓	Exact method
This study	✓	✓	✓		(T, Q)	✓	✓	✓	Game theory (Stackelberg) and Bi-level programming

with incomplete information. Moreover, the warehouse offers a fraction of its profit to the retailer, while the retailer offers more order quantities to reveal their private information. The optimal inventory and pricing policies are obtained using the algorithm based on BLPP. Numerical examples, including sensitivity analysis on the probability distribution of transportation mode (proposed by the retailer) and the retailer’s service-level mean and variance (estimated by the warehouse), will compare the results between the Stackelberg models. The results show that information sharing is more beneficial to the warehouse rather than the retailer.

The rest of this paper is organized as follows. In Sect. 2, the notations and assumptions of the proposed model under complete information are presented. In

Sect. 3, a model regarding incomplete information is provided. The warehouse–Stackelberg game with incomplete information and incentive strategies to reveal the information is presented in Sect. 4. Computational results include the numerical example and sensitive analyses are considered to analyze the effect of parameters on the model in Sect. 5. Finally, conclusion and future suggestions are presented in Sect. 6.

Notation and problem formulation

This section introduces the notation, all decision variables, input parameters, assumptions, and details of the models which will be stated here:

Input parameters

h_0	The warehouse's holding cost
h_r	The retailer's holding cost
h_c	The retailer's fixed holding cost
L_0	The warehouse's lead time
L_r	The retailer's lead time
D_0	Total demand from the warehouse (μ_0^*, σ_0^{*2})
D_r	Customers' potential demand from the retailer (μ_r^*, σ_r^{*2})
R_0	The reorder point of the warehouse
R_r	The reorder point of the retailer
SS_0	Safety stock of the warehouse
SS_r	Safety stock of the retailer
S_0	Backorder level of the warehouse
S_r	Backorder level of the retailer
w	Whole sale price charged by the warehouse
p_0	The warehouse's selling price, including transportation cost
p_{i0}	The warehouse's selling price
p_r	The retailer's selling price
C_0	The warehouse's ordering cost
C_r	The retailer's ordering cost
γ_0	The warehouse's shortage cost
γ_r	The retailer's shortage cost
C_{T1}	Transportation cost (Type 1)
C_{T2}	Transportation cost (Type 2)
δ_r	The retailer's service level
θ_r	The retailer's service level proposed by the warehouse
μ_{θ_r}	The retailer's service-level mean estimated by the warehouse
$\sigma_{\theta_r}^2$	The retailer's service-level variance estimated by the warehouse
$f(y)$	The warehouse's lead time demand probability density function ($y \sim$ Truncated normal distribution ($\mu_0^*L_0, \sigma_0^{*2}L_0$))
$g(x)$	The retailer's lead time demand probability density function ($x \sim$ truncated normal distribution ($\mu_r^*L_r, \sigma_r^{*2}L_r$))
ε_0	The warehouse's minimum service level
ε_r	The retailer's minimum service level
π_0	The warehouse's profit function
π_r	The retailer's profit function
t_a	The time that there is not backorder
t_b	The time that there is backorder
i	Annual interest rate

Decision variables

Q_r	The retailer's lot size
N	The integer multiples of the retailer's lot size (Q_0 as the warehouse's lot size, $Q_0 = NQ_r$)
k_0	The warehouse's safety factor
k_r	The retailer's safety factor
d_0	A fraction of profit charged by the warehouse to the retailer

Assumptions

The following assumptions are considered for the warehouse and retailer's models (Fig. 1):

1. The planning horizon is infinite.
2. The warehouse and the retailer follow (R, Q) replenishment policy. An order for Q is placed when the inventory level falls to R. In optimization cost and profit of supply chain, it is common to assume that retailers and warehouses and even plant follow (R, Q) policy for replenishment (Forsberg 1997) and (Ganeshan 1999).
3. The warehouse's lead time L_0 is constant.
4. The unsatisfied demand is backordered.
5. The warehouse's lot size is $Q_0 = NQ_r$ when N is integer multiples of retailer's lot size.
6. The retailer's demand from the warehouse, D_0 , is a function of final customers' potential demand, D_r ,

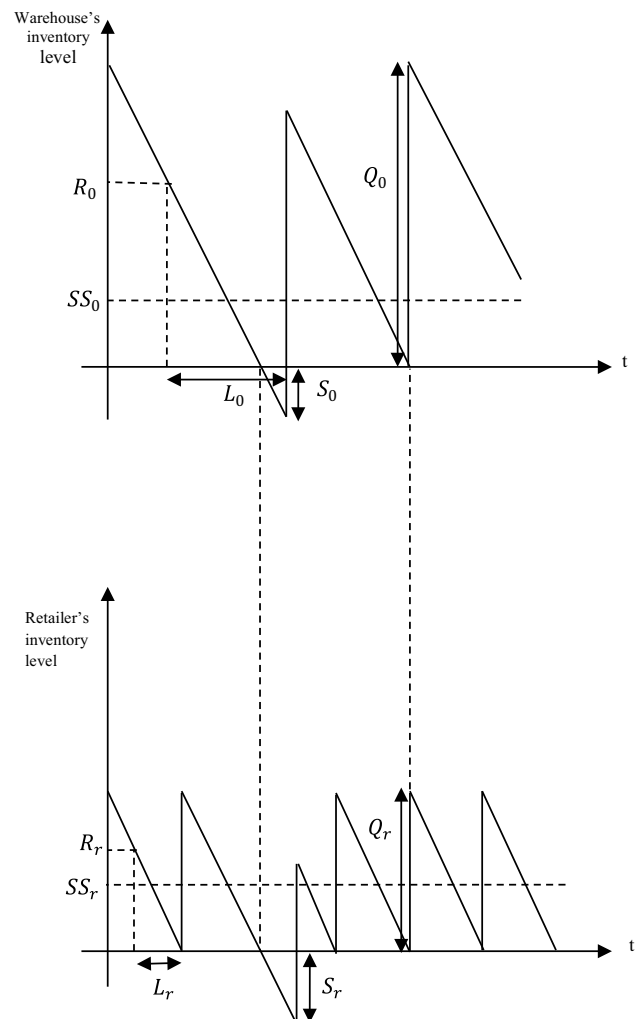


Fig. 1 Warehouse and the retailer's inventory levels

and the retailer’s service level, θ_r [Eq. (1)].
Therefore,

$$D_0 = D_r \theta_r \tag{1}$$

7. Retailer and the warehouse are unaware of L_r and θ_r , respectively.
8. Retailer’s holding cost is proportional to the unit price of $h_r = h_c + ip_r$.
9. According to the strategic location of warehouse, a warehouse would be interacted by different retailers or sellers; therefore, the warehouse has greater power than the retailer or the seller.
10. Since negative demands are meaningless, the truncated normal distribution is considered for the customers’ and retailer’s demand.

Model description

In this section, the warehouse and the retailer’s models are introduced regarding complete information.

The warehouse model

The warehouse’s profit function is described as follows:

$$\begin{aligned} \pi_0(N, k_0) = & \text{Total revenue} - \text{Total purchasing cost} \\ & - \text{Total ordering cost} \\ & - \text{Total holding cost} - \text{Total stock out cost.} \end{aligned}$$

Or, expressed as Eq. (2):

$$\begin{aligned} \pi_0(N, k_0) = & (p_0 - w)D_0 - C_0 \frac{D_0}{Q_0} \\ & - h_0 \left(\frac{(Q_0 - S_0)^2}{2Q_0} + SS_0 \right) - \gamma_0 \frac{D_0 S_0}{Q_0}, \end{aligned} \tag{2}$$

where

$$SS_0 = R_0 - \mu_0^* L_0 = k_0 \sigma_0^* \sqrt{L_0}, \tag{3}$$

$$\begin{aligned} S_0 = & \int_{R_0}^{\infty} (y - R_0) f(y) dy = \sigma_0^* \sqrt{L_0} \int_{k_0}^{\infty} (z - k_0) f(z) dz \\ = & \sigma_0^* \sqrt{L_0} (\phi(k_0) - k_0 [1 - \phi(k_0)]), \end{aligned} \tag{4}$$

$$p_0 = \left(\frac{Q_0 - S_0}{Q_0} \right) C_{T1} + \left(\frac{S_0}{Q_0} \right) C_{T2} + p_{i0}, \tag{5}$$

$$\frac{S_0}{Q_0} \geq \varepsilon_0, \tag{6}$$

$$Q_0 = N Q_r, \tag{7}$$

$$Q_0 \geq 0. \tag{8}$$

Equation (3) describes the warehouse’s safety stock. S_0 in Eq. (4) represents the warehouse’s stock out.

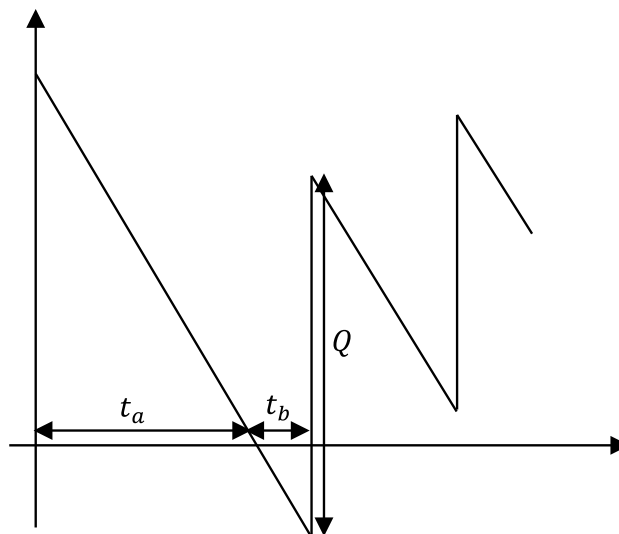


Fig. 2 Warehouse inventory and stock out graph

Equation (5) indicates the expected selling price, including the price of goods and the expected transportation cost. The first term of Eq. (5) indicates the traditional transportation cost which is calculated as follows (Fig. 2):

$$\begin{aligned} \text{Traditional transportation cost} &= (1 - \text{Pr}(\text{stock out})) \times C_{T1} \\ &= \frac{t_a}{t_a + t_b} \times C_{T1} = \left(\frac{Q_0 - S_0}{Q_0} \right) C_{T1}. \end{aligned}$$

In addition, the second term explains the emergency transportation cost:

$$\begin{aligned} \text{Emergency transportation cost} &= \text{Pr}(\text{stock out}) \times C_{T2} \\ &= \frac{t_b}{t_a + t_b} \times C_{T2} = \left(\frac{S_0}{Q_0} \right) C_{T2}. \end{aligned}$$

Equation (6) determines a lower bound for the warehouse’s service level. Equation (7) is written with respect to assumption (5).

According to assumption (10), total retailer’s demand from the warehouse has truncated normal distribution (modified normal distribution) with the following parameters:

$$\mu_0^* = \mu_r^* \theta_r, \tag{9}$$

$$\sigma_0^{*2} = \sigma_r^{*2} \cdot \theta_r^2. \tag{10}$$

While

$$\mu_0^* = \sigma_0 G \left(-\frac{1}{v} \right) \Phi \left(\frac{1}{v} \right), \tag{11}$$

$$\sigma_0^{*2} = \frac{\sigma_0^2 \left[\Phi \left(\frac{1}{v} \right) H \left(-\frac{1}{v} \right) - G^2 \left(-\frac{1}{v} \right) \Phi \left(\frac{1}{v} \right) \right]}{\Phi \left(\frac{1}{v} \right)}, \tag{12}$$

where

$$G\left(-\frac{1}{v}\right) = \varphi\left(-\frac{1}{v}\right) - \frac{1}{v}\Phi\left(\frac{1}{v}\right), \quad (13)$$

$$H\left(-\frac{1}{v}\right) = \left(-\frac{1}{v}\right)\varphi\left(-\frac{1}{v}\right) + \left(\frac{1}{v^2} + 1\right)\Phi\left(\frac{1}{v}\right). \quad (14)$$

In the above equations, $v = \frac{\sigma_0}{\mu_0}$, and $\varphi(\cdot)$ and $\Phi(\cdot)$ are probability density and cumulative distribution functions of the standard normal distribution for safety factor (k_0), respectively. Moreover, the retailer's service level proposed by the warehouse is considered to have a probability distribution over its value ($\theta_r(\mu_{\theta_r}, \sigma_{\theta_r}^2)$) regarding assumption (8).

The retailer's model

To satisfy the final customers' demand, the retailer places orders from the warehouse. Due to the competitive conditions, the retailer has no bargaining power and charges p_0 per each item. The retailer's profit function is described as follows:

$$\begin{aligned} \pi_r(Q_r, k_r) = & \text{Total revenue} - \text{Total purchasing cost} \\ & - \text{Total ordering cost} - \text{Total holding cost} \\ & - \text{Total stock out cost.} \end{aligned}$$

Or mentioned as follows (Eq. (15)):

$$\begin{aligned} \pi_r(Q_r, k_r) = & (p_r - p_0)D_r - C_r \frac{D_r}{Q_r} - h_r \left(\frac{(Q_r - S_r)^2}{2Q_r} + \text{SS}_r \right) \\ & - \gamma_r \frac{D_r S_r}{Q_r}, \end{aligned} \quad (15)$$

where

$$\text{SS}_r = R_r - \mu_r^* \delta_r L_r = k_r \sigma_r^* \delta_r \sqrt{L_r}, \quad (16)$$

$$S_r = [\varphi(k_r) - k_r(1 - \Phi(k_r))] \sigma_r^* \delta_r \sqrt{L_r}, \quad (17)$$

$$\frac{S_r}{Q_r} \geq \varepsilon_r, \quad (18)$$

$$Q_r \geq 0. \quad (19)$$

In Eq. (15), p_r is the retailer's selling price when $p_r = ap_0$ ($a \geq 1$) and $h_r = h_c + ip_0$. Equation (16) describes retailer's safety stock. In Eq. (17), S_r indicates the retailer's stock out. Equation (18) determines a lower bound for the retailer's service level.

According to assumption (10), customer's demand from the retailer has truncated normal distribution with the following parameters per unit time:

$$\mu_r^* = \sigma_r G\left(-\frac{1}{v}\right) \Phi\left(\frac{1}{v}\right), \quad (20)$$

$$\sigma_r^{*2} = \frac{\sigma_r^2 [\Phi(\frac{1}{v})H(-\frac{1}{v}) - G^2(-\frac{1}{v})\Phi(\frac{1}{v})]}{\Phi(\frac{1}{v})}. \quad (21)$$

In the above equations, $v = \frac{\sigma_r}{\mu_r}$, $G(-\frac{1}{v})$, and $H(-\frac{1}{v})$ are calculated based on Eqs. (13) and (14).

The models regarding incomplete information

According to the uncertainty of transportations time and demand in the real world, the transportation time from the warehouse to the retailer and the retailer's service level is considered unknown to the retailer and the warehouse. Therefore, the warehouse and the retailer's models are presented under incomplete information.

The warehouse model

The warehouse is unaware of the retailer's service level; therefore, the uncertainty of service level (θ_r) is expressed by probability density function (pdf), $g(\theta_r)$. The expected profit function of the warehouse, $E(\pi_0(Q_0, k_0))$, is maximized with respect to order quantity, Q_0 , and safety factor k_0 , such that

$$\begin{aligned} E(\pi_0(Q_0, k_0)) \\ - h_0 \left(\frac{(Q_0 - S_0(\theta_r))^2}{2Q_0} + \text{SS}_0(\theta_r) \right) - \gamma_0 \frac{\mu_0^*(\theta_r) S_0(\theta_r)}{Q_0} f(\theta_r) d\theta_r. \end{aligned} \quad (22)$$

Given that $A_0 = \sigma_0^* \sqrt{L_0} (\phi(k_0) - k_0 [1 - \Phi(k_0)])$, we have

$$\begin{aligned} E(\pi_0(N, k_0)) \\ = & \left(\frac{Q_0 E(\theta_r) - A_0 E(\theta_r^2)}{Q_0} \right) C_{T1} + \left(\frac{A_0 E(\theta_r^2)}{Q_0} \right) C_{T2} \\ & + (P_{i0} - w) E(\theta_r) - C_0 \frac{E(\theta_r)}{Q_0} - \gamma_0 \frac{A_0 E(\theta_r^2)}{Q_0} \mu_r^* \\ & - h_0 \left(\frac{Q_0^2 + A_0^2 E(\theta_r^2) - 2A_0 Q_0 E(\theta_r)}{2Q_0} + k_0 \sigma_0^* \sqrt{L_0} E(\theta_r) \right), \end{aligned} \quad (23)$$

where

$$\frac{A_0 E(\theta_r)}{Q_0} \geq \varepsilon_0, \quad (24)$$

$$Q_0 = NQ_r, \quad (25)$$

$$Q_0 \geq 0. \quad (26)$$

The retailer's model

The transportation mode is shown with ξ with two types: traditional and emergency ones that are different. Since the

retailer is unaware of the transportation time (lead time), therefore, the uncertainty of, L_r , is expressed by probability distribution over its value $L_r(\alpha, 1 - \alpha)$. Therefore, the expected annual profit function of the retailer, $E(\pi_r(Q_r, k_r))$, is maximized with respect to order quantity, Q_r , and safety factor k_r , such that

$$E(\pi_r(Q_r, k_r)) = f(p_r - p_0)\mu_r^* \delta_r - C_r \frac{\mu_r^* \delta_r}{Q_r} - h_r \left(\frac{(Q_r - S_r(\xi))^2}{2Q_r} + SS_r(\xi) \right) - \gamma_r \frac{\mu_r^* S_r(\xi)}{Q_r} f(\xi) d\xi \tag{27}$$

Given that $A_r = [\varphi(k_r) - k_r(1 - \Phi(k_r))]\sigma_r^* \delta_r$, we achieve

$$E(\pi_r(Q_r, k_r)) = (\alpha - 1)p_0\mu_r^* \delta_r - C_r \frac{\mu_r^* \delta_r}{Q_r} - h_r \left(\frac{Q_r^2 + A_r^2 E(L_r(\xi)) - 2A_r Q_r E(\sqrt{L_r(\xi)})}{2Q_r} + k_r \sigma_r^* \delta_r E(\sqrt{L_r(\xi)}) \right) - \gamma_r \frac{\mu_r^* \delta_r A_r E(\sqrt{L_r(\xi)})}{Q_r}, \tag{28}$$

where

$$\frac{E(S_r)}{Q_r} \geq \varepsilon_r, \tag{29}$$

$$Q_r \geq 0. \tag{30}$$

Warehouse–Stackelberg game

In Sects. 2 and 3, the warehouse and the retailer’s models under complete and incomplete information were considered separately. The warehouse–Stackelberg model with incomplete information and under information sharing regarding incentive strategy will be represented as follows:

The warehouse–Stackelberg game with incomplete information

According to assumption (9), considering the warehouse selling price, p_0 , the retailer (follower) obtains ordering policy, Q_r and R_r , to maximize the profit. Then, the warehouse as a leader determines the optimal p_0 and Q_0 by maximizing the profit. The solutions to the retailers’ problem (follower) are exhibited by (Q_r^*, R_r^*) . Given that $A_0 = \sigma_0^* \sqrt{L_0}(\phi(k_0) - k_0[1 - \Phi(k_0)])$ and $A_r = [\varphi(k_r) - k_r(1 - \Phi(k_r))]\sigma_r^* \delta_r$, the following model is presented for the warehouse (leader):

$$\begin{aligned} & \text{Max} E(\pi_0(N, k_0, Q_r^*, k_r^*)) \\ & \text{s.t :} \\ & \frac{A_0 E(\theta_r)}{NQ_r} \geq \varepsilon_0, \end{aligned} \tag{31}$$

$$N \geq 0, \tag{32}$$

$$\begin{aligned} & \text{Max} E(\pi_r(Q_r, k_r)) \\ & \text{s.t :} \\ & \frac{A_r E(\sqrt{L_r(\xi)})}{Q_r} \geq \varepsilon_r, \end{aligned} \tag{33}$$

$$Q_r \geq 0. \tag{34}$$

Due to the complexity of the model, the optimal solution could not be obtained as a closed-form solution. Therefore, the warehouse–Stackelberg is applied as a bi-level programming (BLPP). The retailer and the warehouse’s models are presented as the inner and outer levels, respectively. The optimal inventory and pricing policies are obtained using the algorithm based on BLPP (Gümüř and Floudas 2001) that guarantees the global optimality of solution. Their algorithm is as follows:

Step 1 Set the lower and upper bound of the outer level objective function (leader), $LB = -\infty$ and $UB = \infty$.

Step 2 Use KKT optimality conditions instead of the inner level optimization problem (follower), and consider them as the constraints of the outer level problem.

Step 3 Use the current problem from the second step to calculate the lower bound of the outer level objective function.

Step 4 Substitute the nonlinear equality constraints of the outer problem with two inequality constraints (greater than or smaller than).

Step 5 Determine the lower and upper bounds of the variables.

Step 6 To calculate the upper bound of the outer level objective function, first convert the inner level objective function problem to a convex shape and then use the KKT optimality conditions instead of the inner level problem.

Step 7 Substitute the complementarily conditions with their equivalent linear constraints to calculate the upper bound of outer level objective function.

Step 8 If the upper and the lower bounds of the outer level objective function converge, then stop, otherwise divide the interval of one of the variables into two or more sub-intervals, and then go back to step 2.

Revealing information regarding incentive strategies

In this case, both the warehouse and the retailer reveal their private information according to an incentive strategy. The warehouse shares transportation information, while the

retailer promises to buy more rather than an incomplete pattern. On the other hand, the retailer shares an accurate service level and demand, while the warehouse offers the retailer a fraction of its profit by d_0 percent. However, both the warehouse and the retailer’s objective functions should be at least the optimal value in the case of incomplete information.

Given that the warehouse’s selling price is (d_0p_0) , the retailer (follower) obtains an optimal ordering policy. Proposing $A_0 = \sigma_0^* \sqrt{L_0} (\phi(k_0) - k_0 [1 - \Phi(k_0)])$ and $A_r = [\varphi(k_r) - k_r (1 - \Phi(k_r))] \sigma_r^* \delta_r$, the following model is presented for the retailer as a follower:

$$\text{Max} \pi_r(Q_r, k_r) = (p_r - p_0)D_r - C_r \frac{D_r}{Q_r} - h_r \left(\frac{(Q_r - S_r)^2}{2Q_r} + SS_r \right) - \gamma_r \frac{D_r S_r}{Q_r} + d_0 \pi_0 \quad (35)$$

s.t :

$$\frac{A_r \sqrt{L_r(\xi)}}{Q_r} \geq \varepsilon_r, \quad (36)$$

$$\pi_r(Q_r, k_r) \geq \pi_r^*, \quad (37)$$

$$Q_r > Q_r^*, \quad (38)$$

$$Q_r \geq 0. \quad (39)$$

In addition, in the following model, the warehouse is considered as a leader:

$$\text{Max} \pi_0(N, k_0, d_0) \quad (40)$$

s.t :

$$\frac{A_0 \theta_r}{NQ_r} \geq \varepsilon_0, \quad (41)$$

$$\pi_0(N, k_0, d_0) \geq \pi_0^*, \quad (42)$$

Table 2 Warehouse–Stackelberg game numerical problem

Warehouse parameters					
h_0	L_0	p_{i0}	w	C_0	L_r
15	1	200	150	200	0.5
γ_0	C_{T1}	C_{T2}	ε_0	$\theta_r(\mu, \sigma^2)$	
50	10	40	0.8	(0.6, 0.1)	
Retailer’s parameters					
μ_r	σ_r	h_c	i	L_{r1}	L_{r2}
200	25	15	0.15	0.7	0.2
a	C_r	γ_r	ε_r	$L_r(\alpha, 1 - \alpha)$	δ_r
0.25	200	50	0.8	(0.7, 0.3)	0.8

$$0 \leq d_0 \leq 1, \quad (43)$$

$$N \geq 0. \quad (44)$$

Due to the complexity of the model, the optimal solution could not be obtained as a closed-form solution. The optimal inventory and pricing policies are obtained using the algorithm based on BLPP (Gümüř and Floudas 2001) that guarantee the global optimality of solution.

Computational results

In this section, a numerical example is presented to illustrate the proposed models and also a sensitivity analysis is performed.

Numerical example

Suppose a supply chain consists of one central warehouse and a retailer. The retailer pays p_0 per each item and sells it to the end customer by $(1 + a)p_0, 0 < a \leq 1$. All parameters are known to both the warehouse and the retailer except L_r and θ_r . The parameters are presented in Table 2. The optimal solution of the warehouse–Stackelberg problem with incomplete information is shown in Table 3 using the algorithm in Sect. 4. Moreover, the Stackelberg game regarding information sharing as well as incomplete information is considered to compare the results. In this numerical problem, information sharing enables both the warehouse and the retailer to gain more compared with the incomplete structure.

It is necessary to note that the warehouse’s reorder point can be obtained based on Eq. (45):

$$R_0 = \mu_0^* L_0 + k_0 \sigma_0^* \sqrt{L_0}. \quad (45)$$

Similarly, the retailer’s reorder point can be calculated.

Sensitivity analysis

Sensitivity analysis is performed regarding the main parameters, including the probability of common transportation mode proposed by the retailer (α) and the retailer’s service-level mean (μ_{θ_r}) and variance (σ_{θ_r}) estimated by the warehouse.

As exhibited in Table 4 and Fig. 3, unlike the retailer, the warehouse’s decisions have been affected by changing the retailer’s service-level estimation (μ_{θ_r}). When μ_{θ_r} decreases, the warehouse’s payoff decreases as well. If the warehouse underestimates the retailer’s service level, less order quantity (Q_0) will be placed to satisfy the retailer’s demand. Therefore, the warehouse will keep fewer inventories and faces more stock out.

Table 3 Warehouse and the retailer’s optimal solutions and profit

Q_o	k_o	p_0	π_0	Q_r	k_r	π_r
234	-5.00	219.6	6379	78	-1.21	6190

Table 4 Sensitivity analysis of the warehouse–Stackelberg model with respect to μ_{θ_r}

μ_{θ_r}	Q_o	k_o	p_0	π_0	Q_r	k_r	π_r
0.6	234	-5.00	219.6	6379	78	-1.21	6190
0.65	237	-4.46	219.2	6898	79	-1.18	6173
0.7	154	-4.11	224.0	7342	77	-1.24	6360
0.75	231	-4.95	222.1	8173	77	-1.24	6283
0.8	234	-4.01	220.3	8612	78	-1.63	6219
0.85	234	-3.83	220.4	9153	78	-1.63	6222
0.9	234	-3.62	220.5	9691	78	-1.63	6225
0.95	231	-4.22	223	10,316	77	-1.63	6321
1	234	-3.30	220.6	10,760	78	-1.63	6230

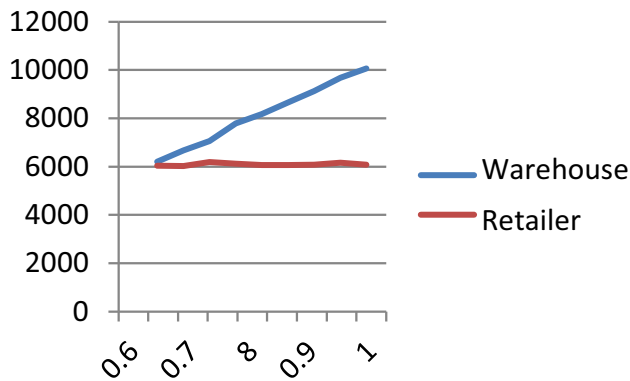


Fig. 3 Warehouse and the retailer’s payoff function versus the retailer’s service-level estimation

Table 5 Sensitivity analysis of the warehouse–Stackelberg model with respect to σ_{θ_r}

σ_{θ_r}	Q_o	k_o	p_0	π_0	Q_r	k_r	π_r
0.05	234	-5.00	219.6	6511	78	-1.21	6190
0.1	234	-5.00	219.6	6379	78	-1.20	6190
0.15	237	-4.68	218.9	6198	79	-1.18	6162
0.2	237	-4.67	218.9	6078	79	-1.18	6162
0.25	237	-4.68	218.9	5958	79	-1.18	6162
0.3	231	-5.67	221.1	5864	77	-1.24	6224

As shown in Table 5 and Fig. 4, by increasing σ_{θ_r} , the warehouse’s payoff (π_0) decreases. However, the change in the retailer’s payoff can almost be ignored. Therefore, information sharing is more beneficial to the warehouse compared to the retailer. Thus, the warehouse should provide motivating

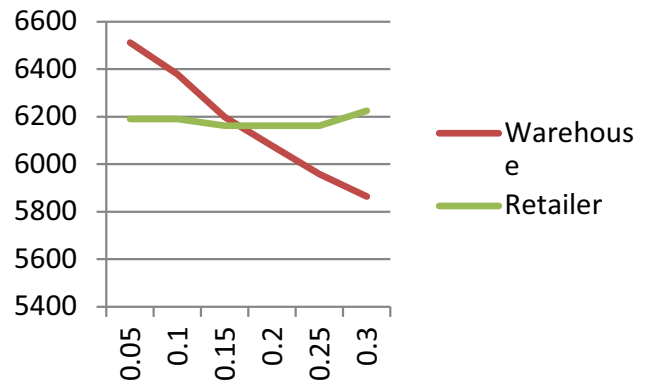


Fig. 4 Warehouse and the retailer’s payoff function versus the retailer’s service-level variance

Table 6 Sensitivity analysis of the warehouse–Stackelberg model with respect to α

α	Q_o	k_o	p_0	π_0	Q_r	k_r	π_r
0.65	231	-4.24	218.3	6259	77	-1.12	6135
0.7	231	-5.67	221.1	6486	77	-1.24	6244
0.75	164	-3.67	220.1	6269	82	-1.20	6213
0.8	160	-7.32	220.5	6317	80	-1.36	6637
0.85	255	-7.24	222.8	6702	85	-1.33	6341
0.9	261	-8.08	223.9	6823	87	-1.37	6401

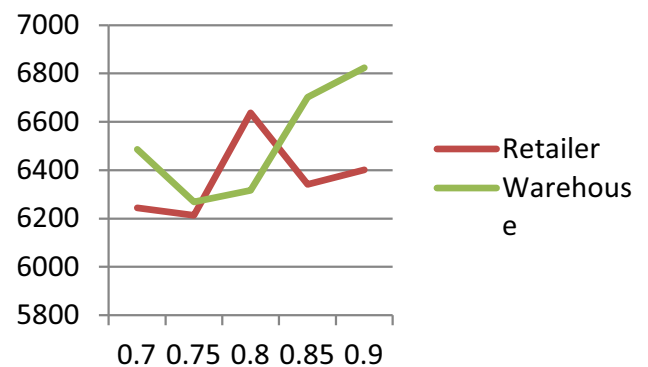


Fig. 5 Warehouse and the retailer’s payoff function versus traditional transportation probability

options, such as price discount or service-level improvement to develop its relationship with the retailer (Table 5).

By increasing the probability of common transportation type (α), the lead time is overestimated by the retailer. Therefore, more order quantities should be placed to prevent stock out. Consequently, the warehouse places more order quantities to satisfy the retailer’s demand and prevent stock out. While keeping more inventory increases the warehouse’s holding cost, it also reduces the shortage cost. When the shortage cost is rather high, the warehouse’s profit increases accordingly. Similarly, keeping more inventories affects the retailer’s profit (Table 6; Fig. 5).

Conclusion

Inventory systems to analyze different real-world situations have received great interest in the literature. This paper considers a two-echelon supply chain that includes a warehouse and a retailer who are faced with the stochastic demand. The retailer's service level and the transportation time from the warehouse to the retailer are private information for the retailer and the warehouse, respectively. Regarding incomplete information, the interaction between the warehouse and the retailer is considered by Stackelberg game. The optimal inventory and pricing policies are obtained using the algorithm based on BLPP. While the warehouse's policy and profit are very sensitive to the estimation of parameters, the retailer's decisions and profit change can almost be ignored. In this case study, the warehouse has more motivation to share information compared to the retailer to gain more benefit.

There are more scopes in extending the present work. For example, other types of inventory control policies could be considered regarding incomplete information. Moreover, other parameters of the model, such as the order quantity or different costs, could be presented as private information for both the warehouse and the retailer.

Open Access This article is distributed under the terms of the Creative Commons Attribution 4.0 International License (<http://creativecommons.org/licenses/by/4.0/>), which permits unrestricted use, distribution, and reproduction in any medium, provided you give appropriate credit to the original author(s) and the source, provide a link to the Creative Commons license, and indicate if changes were made.

References

- Alkhedher M, Darwish M (2013) Optimal process mean for a stochastic inventory model under service level constraint. *Int J Oper Res* 18(3):346–363
- Al-Rifai MH, Rossetti MD (2007) An efficient heuristic optimization algorithm for a two-echelon (R, Q) inventory system. *Int J Prod Econ* 109(1):195–213
- Boyaci T, Gallego G (2004) Supply chain coordination in a market with customer service competition. *Prod Oper Manag* 13(1):3–22
- Cai GG, Chiang W-C, Chen X (2011) Game theoretic pricing and ordering decisions with partial lost sales in two-stage supply chains. *Int J Prod Econ* 130(2):175–185
- Chung K-J, Ting P-S, Hou K-L (2009) A simple cost minimization procedure for the (Q, r) inventory system with a specified fixed cost per stockout occasion. *Appl Math Model* 33(5):2538–2543
- Eruguz AS, Jemai Z, Sahin E, Dallery Y (2014) Optimising reorder intervals and order-up-to levels in guaranteed service supply chains. *Int J Prod Res* 52(1):149–164
- Esmaeili M, Zeephongsekul P (2010) Seller–buyer models of supply chain management with an asymmetric information structure. *Int J Prod Econ* 123(1):146–154
- Esmaeili M, Aryanezhad M-B, Zeephongsekul P (2009) A game theory approach in seller–buyer supply chain. *Eur J Oper Res* 195(2):442–448
- Forsberg R (1997) Exact evaluation of (R, Q)-policies for two-level inventory systems with Poisson demand. *Eur J Oper Res* 96(1):130–138
- Ganeshan R (1999) Managing supply chain inventories: A multiple retailer, one warehouse, multiple supplier model. *Int J Prod Econ* 59(1):341–354
- Gümüř ZH, Floudas CA (2001) Global optimization of nonlinear bilevel programming problems. *J Global Optim* 20(1):1–31
- Heydari J (2014) Lead time variation control using reliable shipment equipment: an incentive scheme for supply chain coordination. *Transp Res Part E Logist Transp Rev* 63:44–58
- Hu F, Lim C-C, Lu Z (2014) Optimal production and procurement decisions in a supply chain with an option contract and partial backordering under uncertainties. *Appl Math Comput* 232:1225–1234
- Huang Y, Huang GQ, Newman ST (2011) Coordinating pricing and inventory decisions in a multi-level supply chain: a game-theoretic approach. *Transp Res Part E Logist Transp Rev* 47(2):115–129
- Isotupa KS, Samanta S (2013) A continuous review (s, Q) inventory system with priority customers and arbitrarily distributed lead times. *Math Comput Modell* 57(5):1259–1269
- Kebing C, Chengxiu G, Yan W (2007) Revenue-sharing contract to coordinate independent participants within the supply chain** This project was supported by the National Natural Science Foundation of China (70471034) and the Talent Foundation of Nanjing University of Aeronautics and Astronautics (s0670-082). *J Syst Eng Electron* 18(3):520–526
- Lau AHL, Lau H-S (2005) Some two-echelon supply-chain games: Improving from deterministic-symmetric-information to stochastic-asymmetric-information models. *Eur J Oper Res* 161(1):203–223
- Li X, Wang Q (2007) Coordination mechanisms of supply chain systems. *Eur J Oper Res* 179(1):1–16
- Li Y, Xu X, Ye F (2011) Supply chain coordination model with controllable lead time and service level constraint. *Comput Ind Eng* 61(3):858–864
- Mukhopadhyay SK, Yue X, Zhu X (2011) A Stackelberg model of pricing of complementary goods under information asymmetry. *Int J Prod Econ* 134(2):424–433
- Strijbosch LW, Moors J (2006) Modified normal demand distributions in (R, S)-inventory control. *Eur J Oper Res* 172(1):201–212
- Taleizadeh AA, Noori-daryan M (2016) Pricing, manufacturing and inventory policies for raw material in a three-level supply chain. *Int J Syst Sci* 47(4):919–931
- Taleizadeh AA, Niaki STA, Aryanezhad M-B, Tafti AF (2010a) A genetic algorithm to optimize multiproduct multiconstraint inventory control systems with stochastic replenishment intervals and discount. *Int J Adv Manuf Technol* 51(1):311–323
- Taleizadeh AA, Niaki STA, Shafii N, Meibodi RG, Jabbarzadeh A (2010b) A particle swarm optimization approach for constraint joint single buyer-single vendor inventory problem with changeable lead time and (r, Q) policy in supply chain. *Int J Adv Manuf Technol* 51(9):1209–1223
- Taleizadeh AA, Niaki STA, Barzinpour F (2011) Multiple-buyer multiple-vendor multi-product multi-constraint supply chain problem with stochastic demand and variable lead-time: a harmony search algorithm. *Appl Math Comput* 217(22):9234–9253
- Taleizadeh AA, Noori-daryan M, Tavakkoli-Moghaddam R (2015) Pricing and ordering decisions in a supply chain with imperfect quality items and inspection under buyback of defective items. *Int J Prod Res* 53(15):4553–4582



- Taleizadeh AA, Noori-Daryan M, Govindan K (2016) Pricing and ordering decisions of two competing supply chains with different composite policies: a Stackelberg game-theoretic approach. *Int J Prod Res* 54(9):2807–2836
- Tan Y, Weng MX (2013) Optimal stochastic inventory control with deterioration and partial backlogging/service-level constraints. *Int J Oper Res* 16(2):241–261
- Thangam A, Uthayakumar R (2008) A two-level supply chain with partial backordering and approximated Poisson demand. *Eur J Oper Res* 187(1):228–242
- Viswanathan S, Piplani R (2001) Coordinating supply chain inventories through common replenishment epochs. *Eur J Oper Res* 129(2):277–286
- Wei J, Govindan K, Li Y, Zhao J (2015) Pricing and collecting decisions in a closed-loop supply chain with symmetric and asymmetric information. *Comput Oper Res* 54:257–265
- Yan R, Pei Z (2011) Information asymmetry, pricing strategy and firm's performance in the retailer-multi-channel manufacturer supply chain. *J Bus Res* 64(4):377–384
- Ye F, Xu X (2010) Cost allocation model for optimizing supply chain inventory with controllable lead time. *Comput Ind Eng* 59(1):93–99
- Yin S, Nishi T, Grossmann IE (2015) Optimal quantity discount coordination for supply chain optimization with one manufacturer and multiple suppliers under demand uncertainty. *Int J Adv Manuf Technol* 76(5–8):1173–1184
- Yu Y, Huang GQ (2010) Nash game model for optimizing market strategies, configuration of platform products in a vendor managed inventory (VMI) supply chain for a product family. *Eur J Oper Res* 206(2):361–373
- Yu Y, Huang GQ, Liang L (2009) Stackelberg game-theoretic model for optimizing advertising, pricing and inventory policies in vendor managed inventory (VMI) production supply chains. *Comput Ind Eng* 57(1):368–382

