

Friese, Max

Working Paper

The interplay between trade unions and the social security system in an aging economy

Thünen-Series of Applied Economic Theory - Working Paper, No. 148 (revised version)

Provided in Cooperation with:

University of Rostock, Institute of Economics

Suggested Citation: Friese, Max (2019) : The interplay between trade unions and the social security system in an aging economy, Thünen-Series of Applied Economic Theory - Working Paper, No. 148 (revised version), Universität Rostock, Institut für Volkswirtschaftslehre, Rostock

This Version is available at:

<http://hdl.handle.net/10419/195174>

Standard-Nutzungsbedingungen:

Die Dokumente auf EconStor dürfen zu eigenen wissenschaftlichen Zwecken und zum Privatgebrauch gespeichert und kopiert werden.

Sie dürfen die Dokumente nicht für öffentliche oder kommerzielle Zwecke vervielfältigen, öffentlich ausstellen, öffentlich zugänglich machen, vertreiben oder anderweitig nutzen.

Sofern die Verfasser die Dokumente unter Open-Content-Lizenzen (insbesondere CC-Lizenzen) zur Verfügung gestellt haben sollten, gelten abweichend von diesen Nutzungsbedingungen die in der dort genannten Lizenz gewährten Nutzungsrechte.

Terms of use:

Documents in EconStor may be saved and copied for your personal and scholarly purposes.

You are not to copy documents for public or commercial purposes, to exhibit the documents publicly, to make them publicly available on the internet, or to distribute or otherwise use the documents in public.

If the documents have been made available under an Open Content Licence (especially Creative Commons Licences), you may exercise further usage rights as specified in the indicated licence.

Thünen-Series of Applied Economic Theory
Thünen-Reihe Angewandter Volkswirtschaftstheorie

Working Paper No. 148

revised version

The Interplay between trade unions and the social security system in
an aging economy

by

Max Friese

Universität Rostock

Wirtschafts- und Sozialwissenschaftliche Fakultät

Institut für Volkswirtschaftslehre

2019

THE INTERPLAY BETWEEN TRADE UNIONS AND THE SOCIAL SECURITY SYSTEM IN AN AGING ECONOMY

Max Friese¹

*University of Rostock, Department of Economics, Chair of Public Economics,
Ulmenstraße 69, 18057 Rostock, Germany*

April 2019

Abstract

This paper investigates how demographic change affects the financial sustainability of a defined benefit pay-as-you-go social security system in an environment with collective bargaining on the labor market. Temporary equilibrium analysis shows that the contribution rate decreases, if the old-age dependency ratio rises. The government balances the social security budget by aiming indirectly at a higher level of employment. In the intertemporal equilibrium the opposite applies. The government increases the contribution rate due to additional effects of demographic change on capital accumulation and labor demand. In contrast to a perfect labor market scenario, the imposed financing burden from an aging society is overcompensated by favorable labor market effects on the social security budget.

JEL-Codes: E24, H55, J11, J51

Keywords: demographic change, PAYG pension, social security, trade union, collective bargaining, unemployment

¹*e-mail address:* max.friese@uni-rostock.de

1 Introduction

Increasing longevity and low fertility are phenomena which are highly relevant for the member states of the European Union (EU). Together both measures determine the old-age dependency ratio (AQ), which is defined as the proportion of the number of individuals above the age of 65 to the number of individuals between 15 - 65 years old. Figure 1 depicts projections from the European Commission for several countries of the EU. It shows that on average (EU 28) there will be a sharp rise of the AQ from around 32% in the year 2020 to 50% in 2040. Only in 2070 the upward movement stops and peaks at a value of around 55%. The severity of the development will differ between countries. While for Greece a peak of the AQ is projected only for the year 2050 at a ratio of 70%, the AQ in France is projected to be around 45% in the same year.

The described demographic development has implications not only on how societies organize themselves but in particular also on capital and labor markets as well as the local social security systems. As already Schmähl (1990) notes, demographic conditions do not only affect the social security system directly, e.g. by higher expenditures due to a higher number of recipients, but among others also to a great extent indirectly via the effects on employment and earnings. Most importantly, Schmähl stresses that these relations are interdependent, which means that e.g. adjustments of social security parameters influence labor supply via taxes and contributions, and vice versa.

The theoretical standard model to investigate the effects of aging on capital and labor markets as well as pension systems is the overlapping generations model (OLG) developed by Samuelson (1958) and Diamond (1965). Interdependencies as those discussed by Schmähl (1990) are usually analyzed in a framework of perfect competition on the labor market

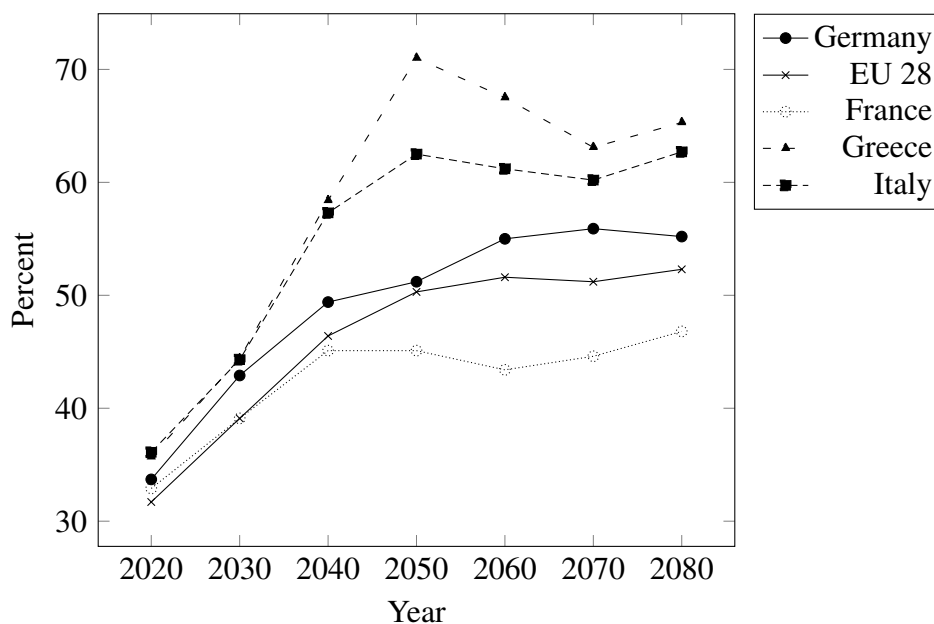


Figure 1: Projected old-age dependency ratio. Source: Eurostat database, 2019.

with inelastic labor supply. Among recent studies are Fanti and Gori (2008) with respect to longevity and Fanti and Gori (2012) with respect to fertility. Both papers consider the effect of demographic developments on the level of a PAYG pension level. A profound analysis of the triad *demographic change, social security system* and *labor market* is undertaken by Dedry et al. (2016), who investigate the effect of an aging society on welfare and capital accumulation. However, the assumption of a perfect labor market implies the neglect of the effects of aging on unemployment and related feedback effects.

Similar to Dedry et al. (2016), the paper in hand considers demographic change and its impact on a social security system in a two-period OLG model. Furthermore, as e.g. in Corneo and Marquardt (2000) or Ono (2007), a link between the social security system and collective wage bargaining is implemented. These three elements allow for the analysis of the direct and indirect effects of demographic change on employment, savings and the per capita burden of the social security system. In order to focus on the role of collective wage bargaining, a single closed economy is considered. It will be shown that the wage setting behavior of the bargaining parties strongly matters for the sustainability of the social security system.

A few papers have considered the interplay of demographic change and the social security system in a framework of imperfect labor markets already: see e.g. Keuschnigg and Keuschnigg (2004), de la Croix et al. (2013), Morimoto et al. (2018). de la Croix et al. (2013) emphasize that labor market imperfections matter when evaluating pension systems and reforms under demographic pressure. If demographic change causes an expansion of capital supply, it may induce labor demand such that relatively more contributors to the social security system are available. The effect of demographic change on the per capita financing burden may be less severe. However, the aforementioned papers consider equilibrium unemployment caused by search and matching. In contrast, the paper in hand relies on collective bargaining, which is of particular relevance for European countries.

The paper is organized as follows. Chapter 2 develops the model. Chapter 3 defines the temporary and the intertemporal equilibria of the economy. Chapter 4 presents a numerical example to consider general equilibrium effects. Conclusions are drawn in chapter 5.

2 The model

The basic structure of the model refers to the standard OLG framework developed by Samuelson (1958) and Diamond (1965), and is extended by collective wage bargaining on the labor market.² Time is discrete and the economy is closed. A large number of identical households and identical firms exist in the economy. Households have perfect foresight, do not leave bequests and supply labor inelastically. Life-time uncertainty is offset by a perfect insurance

²For a discussion of the basic Nash-bargaining model applied to the labor market see Booth (1995).

market. The social security system is characterized by proportional labor income taxes and a unitary social benefit which is transferred to the unemployed and the retirees.

2.1 Demography

In any discrete time period t , the population of the economy divides into two generations: the young and the old. All young individuals survive the first period of life-time, but on average only a fraction $0 < \pi_t \leq 1$ of the second period. The variable $Z_{y,t}$ denotes the number of young individuals and $Z_{o,t}$ the number of old individuals. Total population then amounts to

$$Z_t = Z_{y,t} + Z_{o,t} = Z_{y,t-1}(1 + x_t) + Z_{y,t-1}\pi_t \quad (1)$$

with $x_t > -1$ reflecting the young population's growth rate from period $t - 1$ to period t . The old-age dependency ratio is defined as the ratio of the number of the old to the young:

$$\frac{Z_{o,t}}{Z_{y,t}} = \frac{\pi_t}{1 + x_t} = AQ \quad (2)$$

Furthermore, the group of the young divides into the number of employed N_t and the number of unemployed U_t : $Z_{y,t} = N_t + U_t$.

2.2 Individuals

Young individuals are identical ex ante and supply one unit of labor each. An individual earns the gross wage w_t the share τ_t of which is taxed away, if employed with probability n_t . If unemployed with probability $u_t = 1 - n_t$, an individual receives the social benefit b_t . The disposable income is used to finance consumption $c_{y,t}$ and to build up savings s_t . In the second period of their life time, individuals retire and use their savings and their pension b_t to finance consumption $c_{o,t+1}$ during retirement. For simplicity social benefits are assumed to be identical for the unemployed and the retirees. The flow budget constraints of the both life-time periods are then given by

$$c_t = w_t(1 - \tau_t)n_t + b_t u_t - s_t \quad (3)$$

$$c_{t+1} = \frac{R_{t+1}}{\pi_{t+1}}s_t + b_{t+1} \quad (4)$$

The variable $R_{t+1} = 1 + r_{t+1}$ describes the return on income invested in firms' securities, with r_{t+1} representing the capital market price in period $t + 1$.

Life-time uncertainty is offset by insurance companies which offer securities promising fixed payments in the retirement period. Following the interpretation of the survival probability π_t as reflecting the average individual length of the second life-time period, the payments could be visualized as annuities that are paid at regular fractions of the respective time period.

For the formal implementation of such an insurance it is assumed that the insurance companies are risk neutral and operate on competitive private annuity markets (see also Cipriani (2014) and Yakita (2001)). The yield of the security then amounts to R_{t+1}/π_{t+1} .

A young individual optimizes life-time utility over both periods by choosing the optimal levels of consumption when being young, $c_{y,t}$ and when being old, $c_{o,t+1}$ as well as savings s_t . The time preference is denoted by β and utility $U(\cdot)$ is assumed to be additive, separable and logarithmic. The maximization problem is given by

$$\max_{c_t, c_{t+1}, s_t} u_{y,t}(c_t, c_{t+1}) = \ln(c_t) + \pi_{t+1}\beta \ln(c_{t+1}) \quad (5)$$

subject to the budget constraints (3) and (4). The following first-order condition results:

$$\frac{\partial u_{y,t}}{\partial s_t} = -\frac{1}{w_t(1-\tau_t)n_t + b_t u_t - s_t} + \pi_{t+1}\beta \frac{\frac{1+r_{t+1}}{\pi_{t+1}}}{\frac{1+r_{t+1}}{\pi_{t+1}}s_t + b_{t+1}} \stackrel{!}{=} 0 \quad (6)$$

Solving for the optimal amount of savings s_t yields

$$s_t = \frac{\beta\pi_{t+1}}{1 + \beta\pi_{t+1}} \left[w_t(1-\tau_t)n_t + (1-n_t)b_t - \frac{b_{t+1}}{\beta(1+r_{t+1})} \right] \quad (7)$$

Total savings in period t and thus total capital supply in period $t+1$ are then given by

$$Z_t^y s_t = K_{t+1} \quad (8)$$

2.3 Labor market

The labor market in period t is characterized by a large number $i = 1, 2, \dots, I$ of respectively identical firms and trade unions. Each firm-union pair has symmetric bargaining power and negotiates the local gross wage w_t^i for a given number of union members $Z_{y,t}^i = Z_{y,t}/I$. It is assumed that each young individual is member of a union in period t and that membership is equally distributed among all unions.

2.3.1 Firms

The production technology is of Cobb-Douglas type and yields the output $Y_t = F(K_t^i, N_t^i) = A(K_t^i)^\alpha (N_t^i)^{1-\alpha}$ by employing the amounts K_t^i of capital and N_t^i of labor. The parameter $A > 0$ denotes the total factor productivity and the parameter $0 < \alpha < 1$ the elasticity of output with respect to capital. Capital and labor are so-called q-complements, e.g. a higher utilization of capital in the production increases the demand for labor due to higher marginal productivity: $F_{K_t^i N_t^i} > 0$ (see also Seidman (1989)). Firms issue securities to gather the required capital for production. For one unit of capital investment, firms pay an interest of r_t on the capital market. Furthermore, capital depreciates completely at the end of each period. The repre-

representative firm's objective function then is to maximize profit P_t^i by choosing the amounts K_t^i and N_t^i :

$$\max_{K_t^i, N_t^i} P_t^i = A(K_t^i)^\alpha (N_t^i)^{1-\alpha} - (1+r_t)K_t^i - w_t^i N_t^i \quad (9)$$

The first-order conditions for a profit maximum in firm i are

$$\frac{\partial P_t^i}{\partial K_t^i} = \alpha A \left(\frac{N_t^i}{K_t^i} \right)^{1-\alpha} \stackrel{!}{=} 1+r_t \quad (10)$$

$$\frac{\partial P_t^i}{\partial N_t^i} = (1-\alpha)A \left(\frac{K_t^i}{N_t^i} \right)^\alpha \stackrel{!}{=} w_t^i \quad (11)$$

Condition (11) implies profit maximizing labor demand $N_t^i(w_t^i)$ and allows to derive the local employment rate at the firm-union pair i :

$$n_t^i = \left(\frac{A(1-\alpha)}{w_t^i} \right)^{\frac{1}{\alpha}} k_t^i \quad (12)$$

with $n_t^i = N_t^i/Z_{y,t}^i$ and $k_t^i = K_t^i/Z_{y,t}^i$.

2.3.2 Wage setting

The local trade union's objective in the Nash-bargain is given by the sum of utilities $SU_{y,t}^i$ of its members. Employed members at firm i earn the gross wage w_t^i the share τ_t of which is taxed away, and unemployed members of trade union i receive the social benefit b_t . With logarithmic utility, the following objective function results

$$SU_{y,t}^i = N_t^i \ln(w_t^i(1-\tau_t)) + (Z_{y,t}^i - N_t^i) \ln(b_t) \quad (13)$$

Several assumptions are implied in equation (13). First, old individuals are excluded from membership and unions care only about those young individuals which are member of the respective trade union (compare e.g. Lingens (2004, ch. 2)).³ Second, no intertemporal trade-off occurs for any trade union, i.e. the effect of wage setting on savings in period t is not taken into account. Third, the macroeconomic variables τ_t and b_t as well as membership $Z_{y,t}^i$ are taken as given from a single union's perspective. This implies that the outside option of a local trade union is given by $\overline{SU}_t^i = Z_{y,t}^i \ln(b_t)$.

The objective function of a firm is its profit P_t^i . It is assumed that the stock of capital is installed in advance of the wage setting, which means that the outside option of the firm is $\overline{P}_t^i = -(1+r_t)K_t^i$ (see also Devereux and Lockwood (1991)).

³Alternatively and without loss of generality, it can be assumed that due to capital investment the old own the firms, and wage negotiations in any period t take place between the old and the young.

The symmetric Nash bargaining problem at the firm-union pair i is subject to implicit optimal local labor demand (11) and reads as:

$$\max_{w_t^i} V_t^i = (A(K_t^i)^\alpha (N_t^i)^{1-\alpha} - w_t^i N_t^i) (N_t^i [\ln(w_t^i(1 - \tau_t)) - \ln(b_t)]) \quad (14)$$

with the first-order condition

$$\begin{aligned} \frac{dV_t^i}{dw_t^i} = & \left(A(K_t^i)^\alpha (1 - \alpha) (N_t^i)^{-\alpha} \frac{\partial N_t^i}{\partial w_t^i} - N_t^i - w_t^i \frac{\partial N_t^i}{\partial w_t^i} \right) (N_t^i [\ln(w_t^i(1 - \tau_t)) - \ln(b_t)]) \\ & + (A(K_t^i)^\alpha (N_t^i)^{1-\alpha} - w_t^i N_t^i) \left(\frac{\partial N_t^i}{\partial w_t^i} [\ln(w_t^i(1 - \tau_t)) - \ln(b_t)] + N_t^i \frac{1}{w_t^i} \right) \stackrel{!}{=} 0 \end{aligned} \quad (15)$$

The following local wage setting curve results:

$$w_t^i = \frac{b_t}{1 - \tau_t} \mu \quad (16)$$

where $\mu = e^{\frac{\alpha}{2-\alpha}}$ is a mark-up on the alternative income b_t , with e as Euler's number. The wage level at the firm-union pair i depends on aggregate variables and the output elasticity of capital only.⁴ Therefore, the local wage level (16) is equal among all firm-union pairs such that $w_t^1 = w_t^2 = \dots = w_t^I = w_t$ holds. Note that the local as well as the aggregate wage level depend positively on the contribution rate and the benefit level.

2.4 Social security budget

Expenditures for social security are financed via a pay-as-you-go transfer system, implying inter- and intra-generational redistribution. The level of the social benefit is dependent on the aggregate wage level w_t and determined by

$$b_t = C + \rho w_t \quad (17)$$

where $C > 0$ represents a fixed component and $0 < \rho < 1$ describes the replacement rate. The budget of the government balances the tax revenues $\tau_t w_t \sum_{i=1}^I N_t^i$ with the total expenditures $b_t(U_t + Z_{o,t})$. Because $w_t^i = w_t$, and $n_t^i = n_t$ as well as $k_t^i = k_t$ hold due to the symmetry assumption, the following per young capita budget equation results:

$$w_t \tau_t n_t = (C + \rho w_t) (1 - n_t + A Q_t) \quad (18)$$

⁴Note that the level of membership $Z_{y,t}^i$ does not affect the local wage level.

3 Equilibria

3.1 Temporary equilibrium

Labor market The following three equations define the temporary equilibrium on the labor market in period t :

$$\text{Aggregate wage level:} \quad w_t = \frac{\mu C}{1 - \tau_t - \mu \rho} \quad (19)$$

$$\text{Aggregate employment rate:} \quad n_t = \left(\frac{A(1 - \alpha)}{w_t} \right)^{\frac{1}{\alpha}} k_t \quad (20)$$

$$\text{Social security budget:} \quad \tau_t = \frac{C + \rho w_t}{w_t n_t} (1 - n_t + A Q_t) \quad (21)$$

where (19) is obtained by substituting the social benefit (17) into the local wage setting curve (16). The system of non-linear equations (19) - (21) can be solved implicitly for the contribution rate τ_t :

$$F \equiv w_t(\tau_t) n_t(w_t(\tau_t), k_t) \tau_t - b_t(w_t(\tau_t)) (1 - n_t(w_t(\tau_t), k_t) + A Q_t) = 0 \quad (22)$$

with $A Q_t = \pi_t / (1 + x_t)$. For plausible parameter values, a unique value $\tau_t(k_t)$ solves equation (22).⁵ Thus, it defines the temporary labor market equilibrium in dependency of the capital per capita ratio k_t and yields the equilibrium values $w_t(\tau_t(k_t))$ and $n_t(k_t, w_t(\tau_t(k_t)))$.

In each period t the government balances the social security budget (21) via the adjustment of the contribution rate τ_t . Thereby it takes into account how aggregate wage setting and aggregate labor demand respond to changes of the contribution rate. The government's response to an exogenous change of the old-age dependency ratio $A Q_t$ is obtained by applying the implicit function theorem on (22) with respect to τ_t and $A Q_t$: $d\tau_t/dA Q_t = -F_{A Q_t}/F_{\tau_t}$. In the following this implicit derivative is called the demographic effect on the contribution rate. The corresponding partial derivatives are given by

$$F_{A Q_t} = -b_t < 0 \quad (23)$$

$$F_{\tau_t} = \underbrace{w_t n_t}_{\text{direct revenue effect}} + \frac{dw_t}{d\tau_t} \frac{\tau_t}{w_t} \left[\underbrace{1 + \frac{dn_t}{dw_t} \frac{w_t}{n_t}}_{\text{indirect revenue effects}} - \underbrace{\frac{db_t}{dw_t} \frac{w_t}{b_t} + \frac{b_t}{w_t \tau_t} \frac{dn_t}{dw_t} \frac{w_t}{n_t}}_{\text{expenditure effects}} \right] w_t n_t \quad (24)$$

Equation (23) shows that a rising old-age dependency ratio $A Q_t$ increases the financial burden in the social security budget by the amount of additional benefits to be financed. Equation (24) in turn shows how an adjustment of the contribution rate affects revenues and expenditures of a balanced budget. The direct effect on revenues is of positive sign, because for a

⁵Assuming $0 < \alpha \leq 0.63$ guarantees a unique solution. See appendix Lemma 1.

given tax base $w_t n_t$, e.g. a higher proportional contribution rate increases the revenue. However, the indirect revenue effects and the indirect expenditure effects are of negative sign in total. First, a higher value of the contribution rate decreases the total wage bill (tax base), because employment decreases relatively stronger than wages increase. Second, expenditures increase due to a higher level of the social benefit, and because the number of unemployed (beneficiaries) increases, too. Summarizing, a rising old-age dependency ratio increases the contribution rate, $d\tau_t/dAQ_t > 0$, if the direct revenue effect outweighs the indirect effects, and vice versa. In the special case that the indirect effects countervail the direct effect, the implicit derivative $d\tau_t/dAQ_t$ is not defined, because the balance of the budget is not affected by an adjustment of the contribution rate.

Now, consider the effect of the capital stock on the contribution rate: $d\tau_t/dk_t = -F_{k_t}/F_{\tau_t}$. In the following this implicit derivative is called the capital supply effect on the contribution rate. The denominator is given by equation (24) while the numerator is given by

$$F_{k_t} = (w_t \tau_t + b_t) \frac{n_t}{k_t} > 0 \quad (25)$$

According to the partial derivative (25), an increase of the capital stock per capita increases the tax revenues, because the level of employment increases, and vice versa. For the very same reason expenditures simultaneously decrease as less unemployed have to be granted a social benefit. In total, a rising capital intensity then decreases the contribution rate, $d\tau_t/dk_t < 0$, if the direct revenue effect outweighs the indirect effects in equation (24), and vice versa.

Capital market Given the equilibrium on the labor market, the temporary equilibrium on the capital market in period t is defined by the market price for capital, which equalizes capital supply $k_t = s_{t-1}/(1 + x_t)$ from the old and capital demand of the firms:

$$1 + r_t = \alpha A \left(\frac{n_t(k_t)}{k_t} \right)^{1-\alpha} \quad (26)$$

Goods market Given the temporary equilibria on the labor and the capital market, the equilibrium on the goods market in period t requires that production Y_t equals consumption of the young and the old in period t plus the young's savings:

$$Y_t = Z_{t-1} \pi_t c_t^o + Z_t^y c_t^y + Z_t^y s_t \quad (27)$$

Rewriting (27) in terms of per young capita yields

$$F_t(k_t, n_t) = (1 + r_t)k_t + w_t n_t \quad (28)$$

which holds true by Euler's theorem.

Temporary equilibrium Given the variable s_{t-1} from period $t - 1$ and the expected variables b_{t+1} and r_{t+1} , the temporary equilibrium of period t is defined by

1. the wage level w_t and the return on capital R_t ,
2. the aggregate variables N_t, n_t, K_t, k_t, Y_t ,
3. the social security variables τ_t, b_t
4. and the individual variables c_t, c_{t+1}, s_t

that satisfy the four optimality conditions (6), (10), (11), (15), and the three equilibrium conditions (22), (26) and (28).⁶

3.2 Intertemporal equilibrium

Any two successive periods t and $t + 1$ are linked via the law of motion of the capital stock, equation (8). Taking account of the optimality and equilibrium conditions yields:

$$k_{t+1} = \frac{1}{1 + x_{t+1}} \frac{\pi_{t+1}\beta}{1 + \pi_{t+1}\beta} \underbrace{\left(w_t(k_t)n_t(k_t) - \frac{\pi_t}{1 + x_t} b_t(k_t) - \frac{b_{t+1}(k_{t+1})}{1 + r_{t+1}(k_{t+1})} \frac{1}{\beta} \right)}_{g(k_t, k_{t+1})} \quad (29)$$

An intertemporal equilibrium with perfect foresight then is a sequence of temporary equilibria that satisfies the accumulation rule (29) of capital and the formation of expectations with respect to r_{t+1} and b_{t+1} .

4 Numerical example

The simulation shows how demographic change affects the intertemporal equilibrium of the model presented in section 2. In particular it considers how simultaneous adjustments of the contribution rate and the capital stock affect the labor market and the financing of social security.

4.1 Calibration

Table 1 lists the assumptions for the exogenous variables. They do not replicate the conditions of a certain country. The values of the total factor productivity (TFP), A and the fix part of the social benefit, C guarantee that the endogenous level of employment is below unity. Table 2 presents the different demographic scenarios. Until period 1 the economy is

⁶Definition and analysis of temporary and intertemporal equilibria for a basic two-period OLG model can be found in de la Croix and Michel (2002).

in a steady state. In period 2 the economy experiences a demographic shift. Scenario a) describes the case of rising longevity while fertility stays at a constant level. In scenario b) the same applies vice versa. Both scenarios imply a rise of the old-age dependency ratio from $AQ_1 = 0.4$ to $AQ_2 = 0.5$.

Variable	Value	Variable	Value
Output elasticity of capital:	$\alpha = 1/3$	TFP:	$A = 20$
Subjective discount rate:	$\beta = 1$		
Replacement rate:	$\rho = 1/4$	Basic social benefit:	$C = 5$

Table 1: Exogenous variables

Scenarios	Longevity	Population growth rate	Implied AQ
Initial steady state	$\pi_1 = 0.3$	$x_1 = -0.25$	$AQ_1 = 0.4$
a) Longevity	$\pi_2 = 0.375$	$x_2 = -0.25$	$AQ_2 = 0.5$
b) Fertility	$\pi_2 = 0.3$	$x_2 = -0.4$	$AQ_2 = 0.5$

Table 2: Demographic scenarios

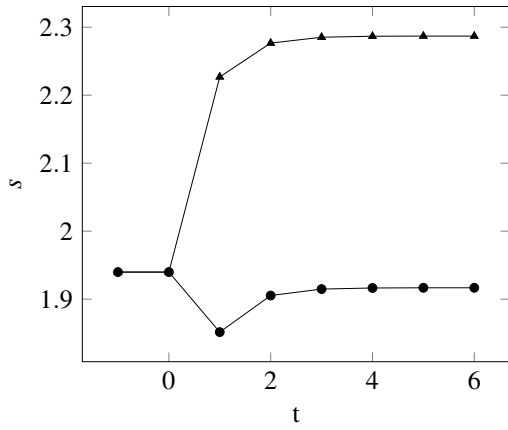
4.2 Results

Figure 2 illustrates the simulation results for both considered scenarios. On one hand, it shows that both types of aging have the same qualitative impact on the variables of the social security system and the labor market. On the other hand, it reveals that differences emerge with respect to the savings behavior of the young individuals and their life-time utility. In the following these similarities and differences will be explained in detail. Firstly, consider scenario a) with a rise of longevity in period 2.

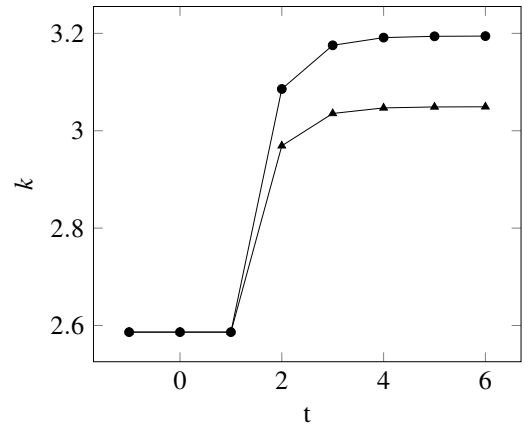
Figure 2(a) shows that per capita savings increase in period 1. The young anticipate the higher average length of the second life-time period, which increases the weight of old-age consumption in the life-time utility function. The simulation results imply that the positive effect of higher longevity on savings in period 1 outweighs the negative effect of a higher pension level in period 2. Accordingly, figure 2(b) shows that due to the increased amount of savings in period 1, the amount of productive capital in period 2 increases, too.

For the setting of the contribution rate in period 2, two developments are decisive. First, the old-age dependency ratio increases. Second, more capital is used in production, which induces additional labor demand. For the chosen calibration of the model ($0 < \alpha \leq 0.63$), the indirect revenue and expenditure effects in equation (24) outweigh the direct revenue effect. Thus, the demographic effect induces the government to set a lower contribution rate while the capital supply effect does the opposite (see equations (23) and (25)).⁷ If both effects were

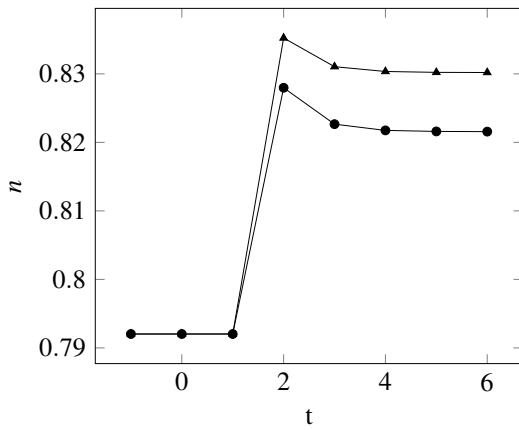
⁷Note that ceteris paribus the demographic effect does only increase expenditures while the capital supply effect simultaneously increases revenues and decreases expenditures via induced labor demand.



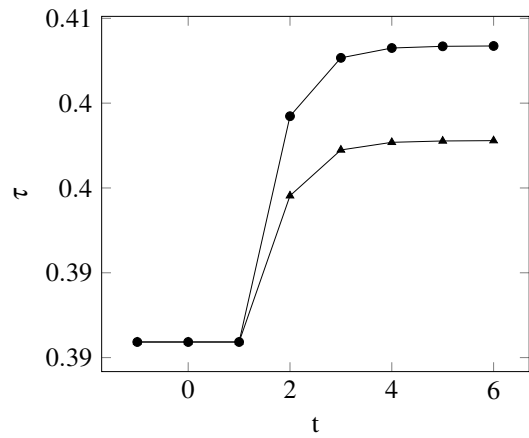
(a) Savings



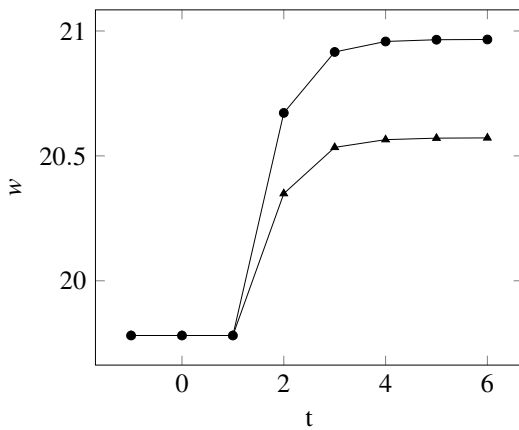
(b) Capital intensity



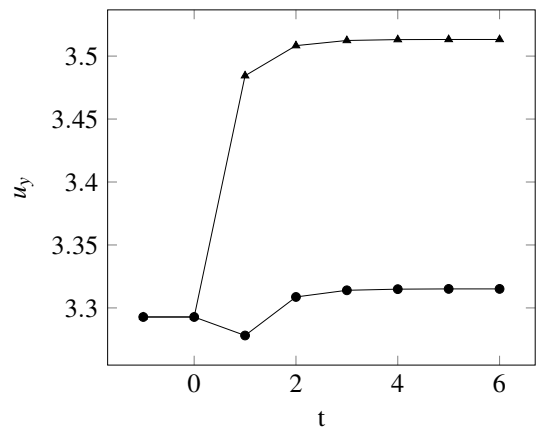
(c) Employment



(d) Contribution rate



(e) Wage level



(f) Utility young generation

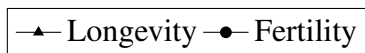


Figure 2: Simulation results. Demographic shock in period $t = 2$.

equally strong, employment would increase while the level of the contribution rate would not change. However, figures 2(c) and 2(d) show that both, the employment rate as well as the contribution rate, take higher levels in period 2. This means that the capital supply effect does not only cover the inflicted financial burden from demographic change, but itself leads to an imbalance of the social security budget: *ceteris paribus* revenues are higher than expenditures. To balance the budget again, the government is induced to partially reverse the favorable effect of higher capital supply on revenues and expenditures. This behavior is driven by the fact that the government is only concerned with a balanced budget, and does not redistribute the windfall profits. Therefore, the contribution rate increases such that the trade unions negotiate a higher wage level (as illustrated by figure 2(e)), and part of the induced additional labor demand is crowded out.

Due to the higher probability of being employed as well as the higher wage level, savings in period 2 increase again. Thereby, the negative effects on capital supply of higher pensions and unemployment benefits in period 3 are overcompensated. With a higher amount of savings in period 2, the amount of productive capital in period 3 increases, too. As before, this implies a capital supply effect on the contribution rate via additional labor demand. *Ceteris paribus* revenues increase while expenditures decrease. To balance the budget, the government then aims at a higher contribution rate such that wages rise and employment decreases. However, there is no demographic effect which increases expenditures. Therefore, the imbalance of the budget in period 3 is relatively more severe than in period 2. The negative effect of the contribution rate on the level of employment overcompensates the positive effect of a higher amount of productive capital per capita. Thus, equilibrium employment in period 3 does not increase but decreases.

With respect to life-time utility, longevity driven aging of the society does not show negative effects, as illustrated by figure 2(f). In contrast, fertility driven aging implies a loss in life-time utility for the young generation in period 1. The forward looking individuals of this young generation decrease savings, because they recognize that pensions are going to increase in the period of their retirement. In contrast to longevity driven aging, old-age consumption does not get a higher weight in the life-time utility function. However, the reversed capital dilution effect (see e.g. Dedry et al. (2016)) increases capital utilization per capita such that the interest rate in period 3 decreases. The higher pension level in period 2 then does not suffice to cover the lower return on savings, and life-time utility decreases. In the following all generations are better off, because fertility decreases only once.

5 Conclusion

This paper investigated how demographic change affects the financial sustainability of a pay-as-you-go social security system in an environment with collective bargaining on the labor market. Analytically, the following could be shown.

First, in a temporary equilibrium a higher old-age dependency ratio decreases the proportional contribution rate to the social security system. *Ceteris paribus* the budget is unbalanced, because expenditures increase. The government can then increase tax revenues and simultaneously decrease social expenditure by adjusting the contribution rate downward. That result is obtained, because the negative indirect wage and employment effects on revenues and expenditures are stronger than the positive direct revenue effect of a contribution rate adjustment.

Second, in a temporary equilibrium a higher level of the capital intensity leads to a higher contribution rate. Due to increased capital supply labor demand increases such that more contributors to the social security system are available. Simultaneously expenditures decrease due to a smaller number of beneficiaries. *Ceteris paribus*, the budget is unbalanced, because revenues increase and expenditures decrease. In this situation, a lower contribution rate would increase revenues and decrease expenditure even further. Therefore, the government adjusts the contribution rate upward, which attenuates labor demand and therefore balances the budget. As before, this result is obtained, because the negative indirect effects of a contribution rate adjustment are stronger than the positive direct effect.

General equilibrium effects of demographic change were investigated by calculating steady state values and transition paths for a calibrated economy. In contrast to the temporary equilibrium effect, it can be shown that the contribution rate ultimately increases, if the old-age dependency ratio rises. The reason for that rise is much different in comparison to a perfect labor market scenario where the wage and employment levels may be unaffected by adjustments of the contribution rate. With a perfect labor market individual contributions had to increase in order to cover the additional financing burden. In the setup of this paper with an imperfect labor market due to collective bargaining, an adjustment of the contribution rate causes indirect effects on the labor market which in turn affect revenues and expenditures of the government. The two aforementioned temporary equilibrium effects apply simultaneously in the period of the demographic shock. The net effect of both ultimately increases the contribution rate. Furthermore, due to the continued upward adjustment of the capital stock, the capital supply effect is at work in each successive period until the new steady state is reached. In the long-run, the economy then is characterized by a higher contribution rate, but also by a higher employment rate and a higher gross wage level.

A general insight of this paper is that demographic change may well cover a substantial part of its own financing burden, if labor market imperfections are taken into account. Furthermore, if demographic change induced labor demand is less severe than in the calibrated economy, the contribution rate may even decrease in order to cover the financing burden. This had the side effect that the potentially distorting effects of income related contribution rates have a lower impact on the economy as a whole.

Appendix

A unique solution of equation (22) is obtained, if the absolute value of the wage elasticity of labor demand is higher than or equal to the wage mark up: $-\frac{dn}{dw} \frac{w}{n} \geq \mu$. This necessary condition is fulfilled for $0 < \alpha \leq 0.63$. In the case of $1 > \alpha > 0.63$, more than one solution may be feasible, which is excluded in the following. Rewriting the government's budget (22) yields

$$(1 - \tau - \rho\mu) \left(\frac{1 + \tau(\mu - 1)}{1 - \tau} \right)^\alpha = \left(\frac{1 + \frac{\pi}{1+x}}{k} \right)^\alpha \frac{C\mu}{A(1 - \alpha)} \quad (30)$$

Figure 3 illustrates the existence of a unique solution of the governments budget. In the upper quadrant it depicts the left-hand-side (LHS) as well as the right-hand-side (RHS) of equation (30). While the RHS takes a constant value, the LHS is non-linear in τ . For the assumed range of α , the value of the LHS is falling with an increasing contribution rate. The lower quadrant shows the aggregate labor demand (20), which depends on τ . For the unique contribution rate that balances the budget, it gives the corresponding equilibrium employment rate.

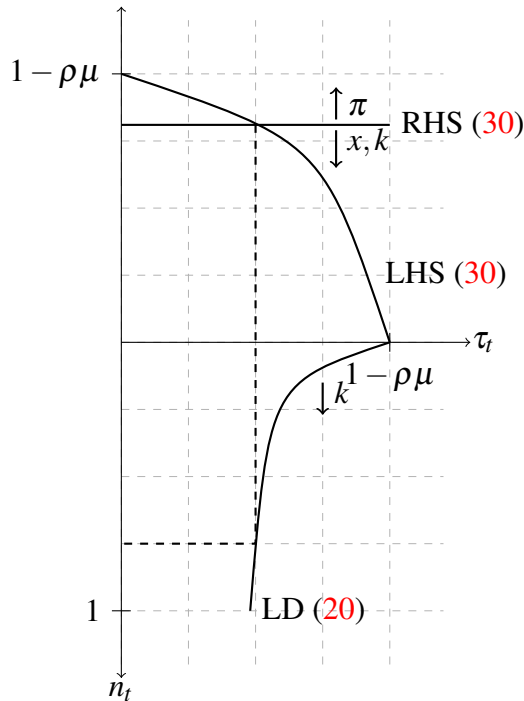


Figure 3: Aggregate labor market equilibrium

Lemma 1. *The government's budget (30) solves for a unique value of the contribution rate τ , if the output elasticity of capital is in the range of $0 < \alpha \leq 0.63$.*

Proof. The LHS of equation (30) is given by

$$LHS = (1 - \tau - \rho\mu) \left(\frac{1 + \tau(\mu - 1)}{1 - \tau} \right)^\alpha$$

Taking the derivative with respect to τ yields

$$\frac{dLHS}{d\tau} = (1 - \tau - \rho\mu) \alpha \left(\frac{1 + \tau(\mu - 1)}{1 - \tau} \right)^{\alpha-1} \frac{\mu}{(1 - \tau)^2} - \left(\frac{1 + \tau(\mu - 1)}{1 - \tau} \right)^\alpha < 0$$

$$(1 - \tau)(\alpha\mu - 1 - \tau(\mu - 1)) < \rho\alpha\mu^2$$

If $\alpha\mu - 1 - \tau(\mu - 1) \leq 0$, the LHS of equation (30) is a decreasing function of the contribution rate. This necessary condition is fulfilled for

$$\frac{\alpha\mu - 1}{\mu - 1} \leq \tau$$

which in turn holds true for any value of $0 < \alpha \leq 0.63$ or $\mu \leq 1/\alpha$. For $RHS < 1 - \rho\mu$ then, the decreasing LHS and the constant RHS take the same values for a unique $0 < \tau < 1 - \rho\mu$, which balances the government's budget (30). ■

References

- Booth, A. L. (1995). *The economics of the trade union*. Cambridge University Press.
- Cipriani, G. P. (2014). "Population aging and PAYG pensions in the OLG model". In: *Journal of Population Economics* 27.1, pp. 251–256.
- Corneo, G., M. Marquardt, et al. (2000). "Public pensions, unemployment insurance, and growth". In: *Journal of Public Economics* 75.2, pp. 293–311.
- De la Croix, D. and P. Michel (2002). *A theory of economic growth: dynamics and policy in overlapping generations*. Cambridge University Press.
- De la Croix, D., O. Pierrad, and H. R. Snessens (2013). "Aging and pensions in general equilibrium: Labor market imperfections matter". In: *Journal of Economic Dynamics and Control* 37, pp. 104–124.
- Dedry, A., H. Onder, and P. Pestieau (2016). "Aging, social security design, and capital accumulation". In: *The Journal of the Economics of Ageing*.
- Devereux, M. B. and B. Lockwood (1991). "Trade unions, non-binding wage agreements, and capital accumulation". In: *European Economic Review* 35.7, pp. 1411–1426.
- Diamond, P. A. (1965). "National debt in a neoclassical growth model". In: *The American Economic Review*, pp. 1126–1150.

- Fanti, L. and L. Gori (2008). “Longevity and PAYG pension systems sustainability”. In: *Econ Bull* 10.2, pp. 1–8.
- (2012). “Fertility and PAYG pensions in the overlapping generations model”. In: *Journal of Population Economics* 25.3, pp. 955–961.
- Keuschnigg, C. and M. Keuschnigg (2004). “Aging, labor markets, and pension reform in Austria”. In: *FinanzArchiv: Public Finance Analysis* 60.3, pp. 359–392.
- Lingens, J. (2004). *Union Wage Bargaining and Economic Growth*. Springer.
- Morimoto, T., Y. Nakabo, K. Tabata, et al. (2018). *Population Aging, Labor Market Frictions, and PAYG Pension*. Tech. rep.
- Ono, T. (2007). “Unemployment dynamics in an OLG economy with public pensions”. In: *Economic Theory* 33.3, pp. 549–577.
- Samuelson, P. A. (1958). “An exact consumption-loan model of interest with or without the social contrivance of money”. In: *The journal of political economy*, pp. 467–482.
- Schmähl, W. (1990). “Demographic change and social security”. In: *Journal of population economics* 3.3, pp. 159–177.
- Seidman, L. S. (1989). “Complements and Substitutes: The Importance of Minding p’s and q’s”. In: *Southern Economic Journal* 56.1, p. 183.
- Yakita, A. (2001). “Uncertain lifetime, fertility and social security”. In: *Journal of Population Economics* 14.4, pp. 635–640.