

Brücker, Herbert et al.

Article

Language skills and employment rate of refugees in Germany improving with time

DIW Weekly Report

Provided in Cooperation with:

German Institute for Economic Research (DIW Berlin)

Suggested Citation: Brücker, Herbert et al. (2019) : Language skills and employment rate of refugees in Germany improving with time, DIW Weekly Report, ISSN 2568-7697, Deutsches Institut für Wirtschaftsforschung (DIW), Berlin, Vol. 9, Iss. 4/6, pp. 49-61, https://doi.org/10.18723/diw_dwr:2019-4-1

This Version is available at:

<https://hdl.handle.net/10419/194160>

Standard-Nutzungsbedingungen:

Die Dokumente auf EconStor dürfen zu eigenen wissenschaftlichen Zwecken und zum Privatgebrauch gespeichert und kopiert werden.

Sie dürfen die Dokumente nicht für öffentliche oder kommerzielle Zwecke vervielfältigen, öffentlich ausstellen, öffentlich zugänglich machen, vertreiben oder anderweitig nutzen.

Sofern die Verfasser die Dokumente unter Open-Content-Lizenzen (insbesondere CC-Lizenzen) zur Verfügung gestellt haben sollten, gelten abweichend von diesen Nutzungsbedingungen die in der dort genannten Lizenz gewährten Nutzungsrechte.

Terms of use:

Documents in EconStor may be saved and copied for your personal and scholarly purposes.

You are not to copy documents for public or commercial purposes, to exhibit the documents publicly, to make them publicly available on the internet, or to distribute or otherwise use the documents in public.

If the documents have been made available under an Open Content Licence (especially Creative Commons Licences), you may exercise further usage rights as specified in the indicated licence.

AT A GLANCE

Language skills and employment rate of refugees in Germany improving with time

By Herbert Brücker, Johannes Croisier, Yuliya Kosyakova, Hannes Kröger, Giuseppe Pietrantuono, Nina Rother, and Jürgen Schupp

- Second wave of IAB-BAMF-SOEP survey of refugees shows that refugees had better German skills in 2017 than in 2016
- Physical health of refugees is no worse than that of average population; over a third of refugees are at risk of post-traumatic stress disorder
- Ten percent of refugees surveyed in 2017 were receiving an education, 21 percent had a job; both figures are higher than 2016 survey results
- Among refugees, markedly fewer women had a job than men
- More efforts are needed to support refugees in integration, notably directed at women and concerning health

Mental and physical health of refugees differ greatly

The index for **depression** and anxiety is

96%

higher for 45-to-54-year-old refugee women than for the women the same age in the average population.



The index for **physical well-being** is

6%

higher for young male refugees aged 18 to 24 than for men the same age in the average population.

FROM THE AUTHORS

"Refugees in Germany have a much higher risk of suffering from mental problems than the average population, and these problems can lead to difficulties in social integration and on the job market. We need targeted measures aimed at helping refugees cope with their health problems."

— Hannes Kröger, author —

Language skills and employment rate of refugees in Germany improving with time

By Herbert Brücker, Johannes Croisier, Yuliya Kosyakova, Hannes Kröger, Giuseppe Pietrantuono, Nina Rother, and Jürgen Schupp

ABSTRACT

Asylum seekers migrating to Germany remains a hotly debated topic. The second wave of a longitudinal survey of refugees shows that their integration has progressed significantly, even though some refugees came to Germany in poor health and with little formal education. Compared to the previous year, refugees' German skills have improved, as have their participation rates in the workforce, education, and training.

The Institute for Employment Research (*Institut für Arbeitsmarkt- und Berufsforschung, IAB*), the Research Center of the Federal Office for Migration and Refugees (*Forschungszentrum des Bundesamtes für Migration und Flüchtlinge, BAMF-FZ*), and the Socio-Economic Panel (*Sozio-ökonomische Panel, SOEP*) at DIW Berlin have been jointly conducting a representative longitudinal survey of refugees in Germany since 2016. This survey provides politicians, the public, and the scientific community with a robust set of data for analyses of and information on current social issues. The results of the second wave from survey year 2017 are now available and presented for the first time in this report.

Currently, around 1.5 million people live in Germany whose residence status indicates a refugee background.¹ Most of these individuals came to Germany in the last four years, especially since 2015. Using the second wave of the IAB-BAMF-SOEP Survey of Refugees (Box 1), the most comprehensive household survey of refugees in Germany, the living conditions of this group and the development of their integration into the economy and society can be analyzed. This report analyzes the family structures and health of refugees as well as investments made in language, education, and integration into the labor market. Unless otherwise stated, all results refer to the second half of 2017. For comparison purposes, the results of the 2016 respondents—not just the repeat respondents—are included as well.

Family structures of refugees

Seventy-three percent of adult refugees are male and 27 percent are female. The family structures of female and male refugees differ significantly (Table 1): at the time of questioning, a good 50 percent of men had no partner while only 24 percent of women had no partner. Twelve percent of women and 21 percent of men have a partner who is not living in their

¹ Cf. Bundesamt für Migration und Flüchtlinge (BAMF), *Aufhältige Ausländer aufgeschlüsselt nach Staatsangehörigkeit und Aufenthaltsstatus, Sonderauswertung des Ausländerzentralregisters*. This includes individuals whose asylum applications have not yet been decided, those who have recognized protection status, and those whose applications for protection have been rejected. For a detailed description of the population, see Herbert Brücker et al., "Forced Migration, Arrival in Germany, and First Steps toward Integration," *DIW Economic Bulletin* no. 48 (2016) (available online; accessed December 27, 2018; this applies to all other online sources in this report unless stated otherwise).

household. Women more frequently live with children than men: sixty-seven percent of women live with their children in a household, 33 percent with children aged three or below (toddlers). In contrast, 20 percent of men live with their children in a household, 11 percent with toddlers. Just 17 percent of women and two percent of men are single parents. These different family structures are reflected in the different paths female and male refugees take when integrating.

Forced migration and health

Seventy-one percent of refugees indicate that they fled from war or civil war, 47 percent from political persecution, and 41 percent from forced conscription. Overall, 87 percent of refugees indicate to have fled from war, persecution, or forced conscription.² In addition, 56 percent of refugees who were willing to provide this information reported experiencing shipwrecks, violence, sexual abuse, arbitrary imprisonment, and similar traumatic events during their forced migration.³

It is clear that experiencing war, persecution, and violence in one's home country as well as the potentially traumatizing experiences during migration—in addition to bottlenecks in health care in countries of origin and transit and Germany—can have an influence on the mental and physical health of refugees. These factors can influence their chances of successfully integrating and participating in daily life in Germany in many ways.

Physical health risks for women increase with age

The smallest differences between refugees and the average population in Germany are found in physical health (Box 2). However, health risks increase with age: male refugees report better physical health up until age 34 and a slightly worse state of health at a higher age. The physical health of female refugees, excluding the youngest age group, is worse than that of the female comparison groups in the average population (Table 2).

Higher risk of mental illnesses and post-traumatic stress disorder

Refugees are at a higher risk of developing mental illnesses than the average population: their self-reported psychological well-being is lower in all age groups. There is a significant difference between the sexes: female refugees, like women in the national average, are characterized by having poorer psychological well-being than men. Refugee women who are 35 years or older are also significantly worse off than in the comparable female group in the population on average; the differences correspond to up to 50 percent of a standard deviation. With exception of the youngest age group, the differences are significant.

² More than one answer is possible as multiple factors can influence the decision to migrate.

³ Around 30 percent of refugees did not want to answer this question. It can be assumed that this group is affected disproportionately high by traumatic events during migration.

Box 1

The IAB-BAMF-SOEP Survey of Refugees

The IAB-BAMF-SOEP Survey of Refugees is a longitudinal study of refugees and their household members who moved to Germany in search of asylum. The sample was taken from the Central Register of Foreigners. In the first wave, the target population referred to individuals seeking asylum who arrived in Germany between January 1, 2013, and January 31, 2016, and were registered in the Central Register of Foreigners by June 30, 2016. An increase in the 2017 survey will also take into account refugees seeking asylum who arrived by December 31, 2016 and were registered by January 1, 2017. The total sample included 7,430 adults who were surveyed at least once. Of these people, 4,465 participated in the first wave in 2016; 2,630 of these participants were again surveyed in 2017. Additionally, 2,965 people participated in the study for the first time in 2017. Using statistical weighting procedures, representative statements can be made for the individuals seeking asylum who moved to Germany between January 1, 2013, and December 31, 2016, and their household members. This report excludes the data of 217 people who came to Germany before January 1, 2013, or did not come seeking asylum, and are covered in the survey as household members of refugees. For the survey year 2017, a total of 5,544 observations are available for the analyses, and 4,328 for the year 2016.¹

¹ The weights used in this report are temporary.

Table 1

Family status of refugees and children in the household, by gender

As proportion of individuals aged 18 and above, in percent

| Family status and children in the household | Total | Men | Women |
|---|-----------|-----------|-----------|
| Without partner | 44 | 51 | 24 |
| No children | 41 | 50 | 15 |
| With children | 3 | 1 | 9 |
| With toddlers ¹ | 1 | 0 | 2 |
| With partner in household | 36 | 27 | 61 |
| No children | 9 | 8 | 11 |
| With children | 27 | 19 | 50 |
| With toddlers ¹ | 15 | 10 | 28 |
| With partner outside the household | 19 | 21 | 12 |
| No children | 16 | 20 | 5 |
| With children | 3 | 1 | 8 |
| With toddlers ¹ | 1 | 0 | 3 |
| Other | 2 | 1 | 3 |
| Total | 100 | 100 | 100 |
| Observations | 5 444 | 3 293 | 2 151 |

¹ Toddlers are defined as children under four years of age.

Note: All results refer to own children living in the household. All results in italics are based on 10 or fewer observations.

Source: IAB-BAMF-SOEP Survey of Refugees 2017, weighted.

Box 2

Health indicators

The analysis uses the following health indicators based on self-reported assessments and symptoms.

Based on a questionnaire with health indicators, a sum scale was formed for physical well-being (PCS, coded from 11 to 77) and for mental well-being (MCS, coded from 6 to 73). The scales are standardized in such a way that a higher value corresponds to a higher sense of well-being and 50 to the average value in the German population. Ten points on the scale correspond to one standard deviation.¹

In addition, a short four-part questionnaire (PHQ-4) on symptoms of depressive disorders and anxiety was used to form a sum index scaled from 0 to 12. The higher the value, the more symptoms were reported.²

¹ Hanfried Andersen et al., "Computation of standard values for physical and mental health scale scores using the SOEP version of SF-12v2," *Schmollers Jahrbuch* 127, no. 1 (2007): 171-182.

² Bernd Löwe et al., "A 4-item measure of depression and anxiety: Validation and standardization of the Patient Health Questionnaire-4 (PHQ-4) in the general population," *Journal of Affective Disorders* 122, no. 1-2 (2010): 86-95.

The Refugee-Health-Screener (RHS-15),³ which measures the degree of emotional stress on a scale from 0 to 52, was used for a more precise assessment of psychological stress, with a higher value indicating higher stress. Based on clinical validation studies, a threshold value of 11 indicates that an individual is so emotionally stressed that post-traumatic stress disorder is possible in the long term.⁴

Most health indicators were only collected from the first respondents and the indicator for post-traumatic stress disorder was collected from repeat respondents in 2017. For reasons of comparability, all health indicators reported here are only for the 2447 refugees who participated in both the first wave in 2016 and the repeat survey in 2017. As a comparison, the values for the average population in Germany in 2016, which were collected by SOEP in the same way as for refugees, were used.

³ Michael Hollifield et al., "The Refugee Health Screener-15 (RHS-15): development and validation of an instrument for anxiety, depression, and PTSD in refugees," *General Hospital Psychiatry* 35, no. 2 (2013): 202-209.

⁴ Michael Hollifield et al., "Effective screening for emotional distress in refugees: The Refugee Health Screener," *Journal of Nervous and Mental Disease* 204, no. 4 (2016): 247-253.

There is a similar pattern in depression-related symptoms: in addition to the differences between women and men, we see that these symptoms increase significantly with age. Therefore, overall, the psychological well-being of the refugees in the older cohorts is lower and their depression-related symptoms stronger. A comparable trend is not present in the total population.

The risk of post-traumatic stress disorder (PTSD) also increases with age for refugees. This age-related increase in risk is significantly higher for women than men. While around 35 to 40 percent of refugees in the younger age groups are at risk, this proportion rises to well over 50 percent in the older age groups. Female refugees 35 and older are particularly vulnerable (Table 2).

Health risks depend on country of origin and experiences during forced migration

Refugees' mental and physical states vary according to their country of origin (Table 3). Refugees from Afghanistan, Syria, and Iraq have the highest risk of developing PTSD and symptoms of depression. In contrast, refugees from Eritrea and Somalia have a lower-than-average risk.

Refugees who experienced one or more negative events that may cause trauma or psychological distress while coming to Germany have higher risks of developing PTSD and depressive symptoms, especially if they experienced multiple negative events. The same applies for refugees who did not want

to answer this section of the survey, possibly due to traumatic experiences.

German language skills

Possessing German language skills is key to successfully integrating into the labor market and education system and participating in all areas of social life. Only a small share of refugees had a strong command of German at the time they arrived in Germany, and the large linguistic distance between German and the native languages of many refugees makes learning the language difficult. Additionally, the educational background of refugees is quite varied: a large share attended secondary or at least middle school, others only elementary school or no school at all, and another share does not understand the Latin alphabet or even their native language's alphabet.⁴

Participation in integration courses and other language courses increasing

Helping refugees learn German is of central importance. Almost 75 percent of all respondents surveyed in 2017 participated in or completed at least one language training measure. Fifty percent of the refugees surveyed in 2017 had participated

⁴ Cf. Jana A. Scheible, "Literacy training and German-language acquisition among refugees: Knowledge of German and the need for support among integration course attendees learning an additional alphabet and those with no literacy skills," *Edition 1/2018 of the Brief Analyses of the Migration, Integration and Asylum Research Centre of the Federal Office for Migration and Refugees* (2018) (available online).

or completed⁵ an integration course,⁶ the most important state-sponsored program for refugee language training (in 2016: 33 percent). A further nine percent of respondents had participated in or completed an advanced language course that also teaches practical work-related vocabulary (Table 4).

These courses include the ESF-BAMF language course (funding period: 2014-2020, last course started in 2017) and the “vocational language courses”, which have been financed since 2016 by the Federal Ministry of Labour and Social Affairs (BMAS). Twelve percent of the 2017 respondents had participated in or completed programs of the Federal Employment Agency (BA) with occupation-specific language support (“KompAS”, “Perspektiven für Flüchtlinge” (Perspectives for Refugees), “Perspektiven für jugendliche Flüchtlinge” (Perspectives for Adolescent Refugees), and “Perspektiven für weibliche Flüchtlinge” (Perspectives for Female Refugees), or the BA introductory course according to § 421 SGB III). In addition to these nationwide programs, the federal states, local authorities, welfare organizations, volunteers, and other private actors offer numerous language promotion programs which vary greatly in terms of quality, scope, and objective. In 2017, the participation and graduate rate in these other programs was about 51 percent.

Generally, the share of refugees who have participated in or completed a language course increases the longer they have been in Germany. An exception to this are those who moved before 2014 and are unlikely to have benefited from the later broad expansion of language programs.

Residence status also plays an important role: at the time of the 2017 survey, 60 percent of refugees with recognized protection status, 34 percent with exceptional leave to remain, and 32 percent of refugees whose final status was still being determined⁷ had participated in an integration course.

German language skills have significantly improved since the 2016 survey

Over 90 percent of refugees had no German language knowledge when they arrived in Germany.⁸ Since then, we observe a steady increase in language competence.

In the IAB-BAMF-SOEP survey, the refugees’ German skills were rated on a five-point scale of “not at all” to “very good” in three areas, speaking, reading, and writing. The ratings are based on the refugees’ self-assessment, but there is a close correlation between this self-assessment and the

Table 2

Health indicators¹ of refugees and the general population in Germany, by gender and age groups

| | Refugees | | Population average | |
|--|----------|-------|--------------------|--------|
| | Men | Women | Men | Women |
| Physical well-being ² (normalized index PCS, 50 = population average) | | | | |
| Age 18–24 | 59 | 56 | 56 | 55 |
| Age 25–34 | 57 | 53 | 55 | 54 |
| Age 35–44 | 51 | 50 | 52 | 52 |
| Age 45–54 | 49 | 45 | 49 | 48 |
| Observations | 1,452 | 798 | 10,967 | 12,971 |
| Mental well-being ² (normalized index MCS, 50 = population average) | | | | |
| Age 18–24 | 48 | 46 | 52 | 48 |
| Age 25–34 | 48 | 46 | 52 | 49 |
| Age 35–44 | 47 | 43 | 51 | 49 |
| Age 45–54 | 47 | 42 | 52 | 50 |
| Observations | 1,452 | 798 | 10,967 | 12,971 |
| Depressive symptoms ² (sumscore of PHQ-4) | | | | |
| Age 18–24 | 2.8 | 3.6 | 2.0 | 2.7 |
| Age 25–34 | 3.1 | 3.3 | 2.2 | 2.3 |
| Age 35–44 | 3.2 | 4.2 | 2.1 | 2.4 |
| Age 45–54 | 4.0 | 4.9 | 2.2 | 2.5 |
| Observations | 1,454 | 782 | 11,096 | 13,181 |
| Risk of post-traumatic stress disorder ³ (in percent) | | | | |
| Age 18–24 | 35 | 41 | – | – |
| Age 25–34 | 32 | 42 | – | – |
| Age 35–44 | 38 | 56 | – | – |
| Age 45–54 | 47 | 69 | – | – |
| Observations | 1,435 | 791 | – | – |

1 The health indicators are described in Box 2.

2 The results are from 2016.

3 Risk refers to individuals with a post-traumatic stress index value of over 11. The results are from 2017.

Source: IAB-BAMF-SOEP Survey of Refugees 2016 and 2017, weighted.

© DIW Berlin 2019

interviewer’s assessment of how well the survey could be conducted in German. There was an improvement in language skills in all three areas between the 2016 and 2017 surveys. In the 2017 survey, 31 percent of respondents estimated their speaking skills to be “very good” or “good” (2016: 15 percent). Thirty-seven and 33 percent of respondents rated their reading and writing skills, respectively, as “very good” or “good.”

The longer a refugee has been in Germany, the better their language skills become: in 2017, 17 percent of refugees who moved to Germany in 2016, (Table 4), 33 percent of those who arrived in 2015, and 48 percent of those who came in 2014 identified their German skills as very good or good. A slightly lower number of those who moved in 2013 consider themselves to have strong German skills (36 percent), which could be due to the fact that this cohort participated less in language courses than those who moved in 2014. In-depth analyses show that language competence increases with participation in language courses—the most important factor for acquiring language skills.⁹

⁵ A course counts as “completed” if the respondent reports that they participated in the course and indicated the course’s end date.

⁶ Integration courses are available for all immigrants regardless of why they came to Germany and comprise 600 (general integration course), 900 (special course), or 400 (intensive course) class hours in their language section, depending on the course. In addition, there is an orientation course with a further 100 class hours, which teaches refugees about the German legal system, culture, and history. If the language test is not passed, there is the possibility to repeat 300 class hours and take the test again.

⁷ Only asylum seekers from countries with good prospects of staying (Syria, Iraq, Iran, Eritrea, and Somalia) are eligible to attend an integration course.

⁸ Cf. Brückner et al., “Forced Migration, Arrival in Germany, and First Steps.”

⁹ See Herbert Brückner et al., “Geflüchtete machen Fortschritte bei Sprache und Beschäftigung,” *DIW Wochenbericht* no. 4 (2019) (in German; available online).

Table 3

Health indicators¹ of refugees, by country of origin and forced migration experiences

| Country of origin | Well-being | | | | Depressive symptoms ² | | Risk of PTSD ³ | |
|----------------------------|--|-------|---------------------|-------|----------------------------------|-------|---------------------------|-------|
| | Normalized index (50 = population average) | | | | Sum index (PHQ-4) | | In percent | |
| | Physical ² | | Mental ² | | | | | |
| | Men | Women | Men | Women | Men | Women | Men | Women |
| Afghanistan | 57 | 49 | 46 | 43 | 3.7 | 4.2 | 59 | 59 |
| Syria | 56 | 52 | 48 | 46 | 3.0 | 3.2 | 31 | 44 |
| Iraq | 55 | 50 | 50 | 45 | 2.5 | 3.7 | 32 | 37 |
| Eritrea, Somalia | 58 | 55 | 53 | 51 | 1.9 | 2.2 | 20 | 31 |
| Total | 56 | 51 | 48 | 45 | 3.1 | 3.9 | 35 | 50 |
| Negative flight experience | | | | | | | | |
| None | 57 | 51 | 49 | 45 | 2.8 | 3.7 | 22 | 45 |
| One | 56 | 51 | 48 | 46 | 3.1 | 3.4 | 44 | 43 |
| More than one | 57 | 48 | 46 | 43 | 3.6 | 4.1 | 41 | 62 |
| Refusal | 55 | 51 | 48 | 45 | 2.9 | 4.1 | 38 | 54 |
| Observations | 1,452 | 798 | 1,452 | 798 | 1,454 | 782 | 1,435 | 791 |
| Year | 2016 | 2016 | 2016 | 2016 | 2016 | 2016 | 2017 | 2017 |

1 The health indicators are described in Box 2.

2 The results are from 2016.

3 PTSD = post-traumatic stress disorder. Risk refers to individuals with a post-traumatic stress index value of over 11. The results are from 2017.

Source: IAB-BAMF-SOEP Survey of Refugees 2016 and 2017, weighted.

© DIW Berlin 2019

Refugees with children have poorer language skills

While a total of 44 percent of male refugees have very good or good German language skills, this only applies to 26 percent of female refugees (Figure 1). However, the difference between childless refugees is much smaller: here, 41 percent of women and 48 percent of men have very good or good German language skills. On average, lower proportions of refugees with children, especially toddlers, have very good or good German language skills; this applies particularly to female refugees.

Education and training

At the time of their arrival in Germany, refugees had a very heterogeneous educational background and, on average, were less educated than the average population in Germany.¹⁰ At the time of migration, 42 percent of refugees had attended secondary or other schools, usually with a practical vocational orientation, and 36 percent had graduated. In contrast, 32 percent of the German population on average had a university entrance qualification and eight percent had completed a polytechnic secondary school.¹¹ A further 32 percent of refugees had completed middle school, comparable to the German *Hauptschulen* and *Realschulen*, while 55 percent of the German population on average had completed *Hauptschulen*, *Realschulen*, or a comparable school.

The gap between the average population in Germany and refugees is most pronounced in vocational training: eight percent of refugees have attended a vocational training institution and five percent have completed their training. Seventeen percent attended university and 11 percent completed their studies. By contrast, the national average in 2017 was 59 percent with vocational qualifications and a further 18 percent with higher education or university degrees.

A large share of refugees have educational aspirations: forty-four percent of those surveyed definitely will acquire or are likely to aspire to acquire a general school leaving certificate in Germany while 68 percent hope to complete vocational training or university studies.

At the time of the survey in the second half of 2017, ten percent of the refugees who had moved to Germany since 2013 had attended school, begun vocational training or university, or had already completed their studies (Figure 2). This represents an increase of four percentage points in refugees' educational participation compared to the 2016 survey.

Table 4

Refugee participation in language courses and language proficiency, by year of arrival

In percent

| Year of arrival | Integration course | ESF-BAMF-course/occupational language course | BA-program with language support ¹ | Other German courses | Good or very good language proficiency ² |
|-----------------|--------------------|--|---|----------------------|---|
| 2013 | 46 | 15 | 9 | 63 | 36 |
| 2014 | 60 | 14 | 19 | 54 | 48 |
| 2015 | 50 | 8 | 12 | 51 | 33 |
| 2016 | 40 | 4 | 5 | 42 | 17 |
| Alle | 50 | 9 | 12 | 51 | 33 |
| Observations | 5,413 | 5,327 | 5,444 | 5,409 | 5,543 |

1 This includes participation in an introductory German-language course offered by the BA (according to §421 SGB III) as well as other BA language programs, the "Perspektiven für Flüchtlinge" measure (BA), "Perspektiven für jugendliche Flüchtlinge" (BA), "Perspektiven für weibliche Flüchtlinge," (BA) or "KompAS" (BA and BAMF).

2 Rounded average for all three dimensions (speaking, reading, writing).

Source: IAB-BAMF-SOEP Survey of Refugees 2017, weighted.

© DIW Berlin 2019

¹⁰ The following results are based on the refugees surveyed in 2017. For an analysis of those surveyed in 2016, cf. Herbert Brücker, Nina Rother, and Jürgen Schupp, "IAB-BAMF-SOEP-Befragung von Geflüchteten 2016. Studiendesign, Feldergebnisse sowie Analysen zu schulischer wie beruflicher Qualifikation, Sprachkenntnissen sowie kognitiven Potenzialen," *DIW Politikberatung Kompakt*, no. 123 (2017) (in German; available online).

¹¹ Statistisches Bundesamt, *Bildungsstand der Bevölkerung, Ergebnisse des Mikrozensus 2017* (2018) (in German; available online).

Vocational training, in which five percent of refugees participate, is the most frequent choice, with only one percent attending a university, college, or an advanced vocational training program and two percent receiving a general education. There is a clear gap in the participation rates of men and women in education: in 2017, 11 percent and five percent of male and female refugees, respectively, were attending an educational institution.

Similar to participation in language programs, the difference in educational participation between the sexes depends strongly on the presences of minor children in the household (Figure 3).

Overall, around a fifth of refugees who indicated they wished to attend an educational institution in Germany in 2016 had made that wish a reality by 2017. The relatively low proportion is partly due to insufficient language skills and a lack of general or vocational education and training.

Employment

Compared to the first wave of the survey, the employment rates of refugees in Germany has increased significantly: in the second half of 2016, nine percent of refugees who moved to Germany since 2013 had gainful employment on average; in the second half of 2017, it was 21 percent. The employment rate¹² increases with the length of residency.

The survey results are consistent with the information from the employment statistics of the Federal Employment Agency (*Bundesagentur für Arbeit*, BA): in these statistics, a good indicator for the employment rate¹³ of refugees who have arrived in Germany since 2015 is the ratio of employment growth to population growth of nationals from the eight most important countries of origin of asylum seekers. Surveyed between December 31, 2014 and July 31, 2017, this share was 20 percent. This corresponds to the employment rate in the 2017 survey for the refugees who came in 2015. As of October 31, 2018, this figure had risen to 35 percent, so the increase in employment continued even after the end of the survey.

Significant gap to average earnings in Germany

In 2017, the average monthly gross earnings of refugees employed full time was a good 1,600 euros, which corresponds to about 55 percent of the average earnings of all full-time employees. As a significant share of refugees work part time or are completing internships or training, the average gross monthly income of all employed refugees amounts to just under 1,000 euros (Figure 4).

¹² Here, the employment rate is defined as the ratio of all employees and the self-employed to the population aged 18-64.

¹³ Here, the employment rate is defined as the ratio of employees to the working-age population.

Figure 1

Good or very good language proficiency of refugees, by gender and children in the household

Proportion of refugees surveyed in 2017, in percent



¹ Only individuals with at least one child in the household whose age is known.

² Toddlers are defined as children under four years of age.

Source: IAB-BAMF-SOEP Survey of Refugees 2017, weighted.

© DIW Berlin 2019

Refugees who live with children, notably women, are less likely to have good or very good German skills than those not living with children.

Figure 2

Participation in the general or occupational education system by refugees in Germany

Proportion of individuals aged 18 and above, in percent



Note: There are only four observations of women enrolled in a university (of applied sciences). As the proportion is less than one percent, it is not reported.

Source: IAB-BAMF-SOEP Survey of Refugees 2017, weighted.

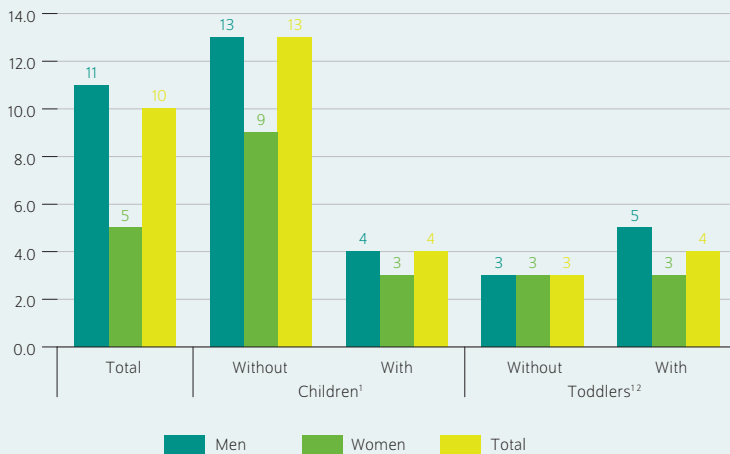
© DIW Berlin 2019

Around two-thirds of the refugees who are enrolled in education are getting vocational training.

Figure 3

Participation in the general or occupational education system by refugees in Germany, by gender and children in household

Proportion of individuals aged 18 and above, in percent



1 Only individuals who live in the same household with children whose age is known.

2 Toddlers are defined as children under four of age.

Source: IAB-BAMF-SOEP Survey of Refugees 2017, weighted.

© DIW Berlin 2019

Refugees living with children are less likely to be enrolled at an educational institution than those who don't live with children.

Jobs more often found via personal networks

Personal connections play an important role in finding a job: 43 percent of refugees who had been employed at least once in 2017 found their first job in Germany through family members, friends, or acquaintances; 27 percent through the job center or employment agencies; and nine percent via the internet and newspapers.

The second wave of the survey involved questions about the structure of these personal networks: twenty-two percent of those who first started working in 2017 had found the job through German friends and acquaintances, 15 percent through friends and acquaintances in their own ethnic group or other migrants, and three percent through family members. Thus, personal relationships with Germans play a somewhat larger role than contacts within refugees' cultural or ethnic networks.

Job structures of refugees are different pre- and post-arrival in Germany

Seventy-five percent of male refugees and 37 percent of female refugees had previous work experience before they came to Germany. Men and women with work experience had been employed ten and 11 years on average, respectively.

A change in the occupational position of refugees compared to their home country can be observed as they enter the German labor market (Table 5). Although the proportion of white-collar workers has remained unchanged at one-third, the proportion of blue-collar workers has risen by ten percentage points, while the proportion of self-employed has fallen to three percent from a good third. The proportion of employees in management positions has also fallen sharply.

Before moving to Germany, 15 percent of the refugees with work experience performed unskilled or semi-skilled activities; in Germany, the figure was 47 percent. Two-thirds of refugees previously worked jobs where they performed specialist activities, and one-fifth complex specialist activities or highly complex activities. In comparison, half performed specialist activities and five percent complex specialist or highly complex activities after arriving in Germany.¹⁴

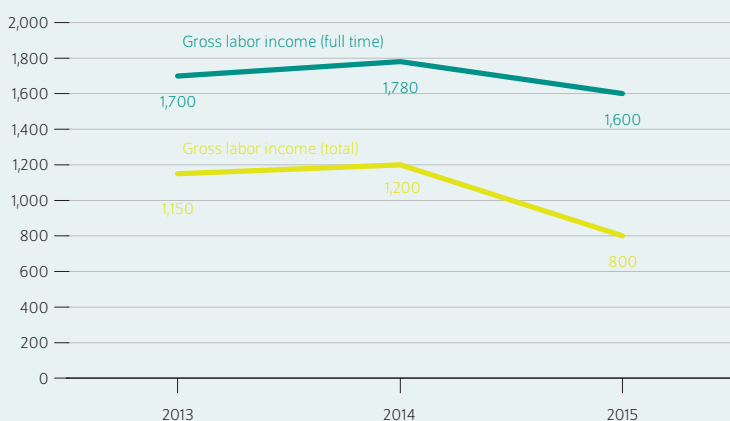
High employment rates below and above formal qualification level

Based on the refugees' responses regarding their educational background, vocational training, professions, and jobs, it can be determined if a job's qualifications match the qualifications of the refugees. The qualifications were based on the International Standard Classification of Education (ISCED) of the OECD, and the qualification requirements for the

Figure 4

Monthly gross income of refugees, total and for full-time employees, by year of arrival

Median monthly gross income, in euros



Note: Only individuals aged between 18 and 65. Respondents with a gross income of zero and newly arrived in 2016 (due to small sample size) were not used.

Source: IAB-BAMF-SOEP Survey of Refugees 2017, weighted.

© DIW Berlin 2019

Refugees earn less than the average population in Germany.

¹⁴ For the definitions of the requirement levels for various jobs, see Bundesagentur für Arbeit – Statistik, *Methodische Hinweise zum Anforderungsniveau des Zielberufs der auszubildenden Tätigkeit* (2018) (in German; available online).

activities performed were based on the German Classification of Occupations 2010 (*Klassifikation der Berufe*, KldB) of the IAB and the BA. According to these classifications, 31 percent of refugees are overqualified for their jobs, 25 percent are working jobs for which they are not formally qualified, and 44 percent have jobs that match their qualifications (Figure 5). Qualifications acquired through professional experience can thus be put to good use.

Refugees with expert and specialist qualifications are disproportionately affected by skill-downgrading in their current employment, while 50 percent of the skilled workers (*Fachkräfte*) have jobs that fit their qualifications. Half of the refugees who have no formal vocational training and are qualified to perform unskilled or semi-skilled activities are employed in a job with specialist requirements. It is slightly more common for men to work jobs beneath their formal qualifications (32 percent) than for women (29 percent).

Two opposing trends are present here: on the one hand, not all refugees succeed in transferring the human capital they have acquired in their countries of origin to the German labor market and find employment that matches their qualifications. Refugees with academic qualifications are more affected than skilled workers. On the other hand, significant numbers of refugees who do not have formal vocational qualifications are employed as skilled workers in the German labor market, probably due to competencies acquired through years of work experience.

Overall, however, refugees in Germany are often employed in jobs that place lower demands on formally or informally acquired skills than the jobs they had in their home countries. These differences in skill requirements are probably due to a number of factors: lack of language skills, problems in transferring human capital to a labor market with different skill requirements, incentives to take up work quickly, and the targeted recruitment of refugees to manual bottleneck jobs.

Significant employment differences between men and women

At the time the survey was conducted in the second half of 2017, 27 percent of male and six percent of female refugees were employed. This employment gap is related to the differing family structures between male and female refugees: for example, the employment rate of female refugees with infants is especially low at three percent (Figure 6). The employment rate of fathers with infants is also lower than the average for men at 18 percent, but still significantly higher than the average for women; additionally, more women live with their families. Nine percent of female refugees and 12 percent of male refugees with older children are gainfully employed. However, the differences between the employment rates of men and women is not solely due to family structures, as six percent of women and 30 percent of men without children in the household are working.

Table 5

Occupational position and skill level of refugees before arrival in Germany, by gender

Proportion of individuals aged between 18 and 65, in percent

| | Before arrival | | | In Germany | | |
|--|----------------|-------|-------|------------|-----|-------|
| | Total | Men | Women | Total | Men | Women |
| Occupational position | | | | | | |
| Blue-collar workers | 30 | 33 | 18 | 40 | 42 | 21 |
| White-collar workers | 33 | 29 | 50 | 35 | 34 | 45 |
| With supervisory status | 10 | 9 | 11 | 1 | 1 | 2 |
| Self-employed | 33 | 35 | 25 | 3 | 3 | 3 |
| Civil-servants and public employees | 3 | 3 | 6 | 5 | 5 | 14 |
| Apprenticeships and interns ¹ | – | – | – | 17 | 17 | 18 |
| Observations | 1,575 | 1,238 | 337 | 731 | 637 | 94 |
| Skill level | | | | | | |
| Semi- and unskilled tasks | 15 | 16 | 11 | 47 | 46 | 61 |
| Skilled tasks | 65 | 66 | 57 | 48 | 50 | 27 |
| Complex specialist tasks | 6 | 6 | 7 | 2 | 2 | 3 |
| Highly complex expert tasks | 15 | 13 | 26 | 3 | 3 | 9 |
| Observations | 3,340 | 2,636 | 704 | 767 | 668 | 99 |

1 This response category was only asked for the occupational position in Germany.

Note: All results in italics are based on ten observations or fewer.

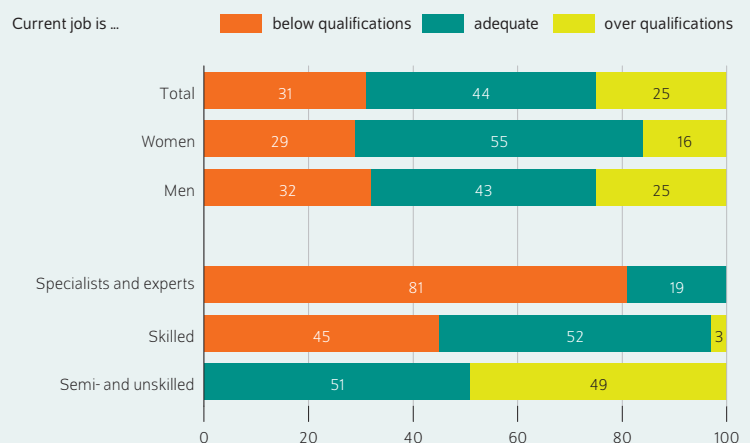
Source: IAB-BAMF-SOEP Survey of Refugees 2017, weighted.

© DIW Berlin 2019

Figure 5

Congruence between qualification of refugees and the required skill level in their jobs

Proportion of individuals aged between 18 and 65, in percent



Note: Existing qualifications were determined using the ISCED Classification (2011). Qualifications required for positions were determined using the KldB Classification of Occupations (2010).

Source: IAB-BAMF-SOEP Survey of Refugees 2017, weighted.

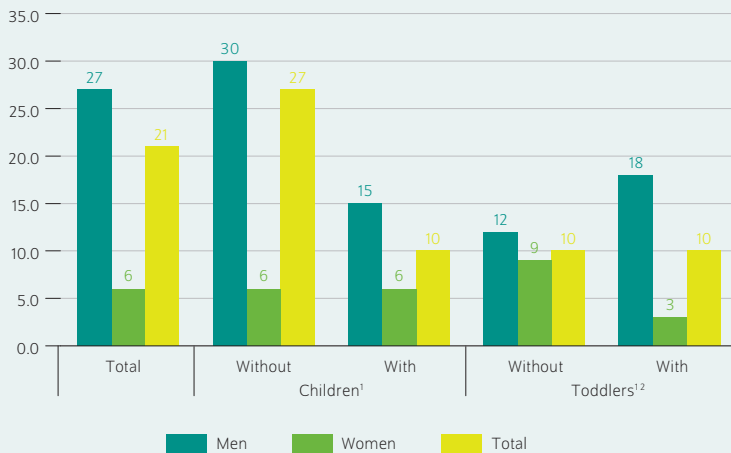
© DIW Berlin 2019

About half of the qualified refugees working in Germany are overqualified for their job.

Figure 6

Employment of refugees, by sex and children in the household

Proportion of individuals aged between 18 and 65, in percent



1 Only individuals who live with children in the same household whose age is known.

2 Toddlers are defined as being below the age of four.

Note: All individuals between 18 and 65 in full time, part time, marginal, or irregular employment or are doing an apprenticeship are defined as being employed (including self-employed).

Source: IAB-BAMF-SOEP Survey of Refugees 2017, weighted.

© DIW Berlin 2019

Few female refugees living with children have a job.

Participation in integration programs is closely related to gainful employment

The correlation between finding employment and completing language, integration, and labor market policy programs in 2017 are high: 31 percent of people who have completed an integration course are employed, compared to 16 percent of those who have not yet participated or are currently attending. The employment rate for graduates of the ESF-BAMF program—which builds upon the integration courses and requires at least level A2 German—is even higher. At roughly 30 percent in each case, the employment rates among those who took advantage of labor market advice from the BA or took part in labor market policy measures are also significantly higher than among non-participants or those who were still in programs at the time of the survey. However, these can also be spurious correlations, for example where both completing integration courses and taking up employment depend on completing the asylum process or length of residency. Only multivariate analyses can provide more detailed information here.

Integration measures increase chances of employment, higher salaries

Multivariate analyses of employment determinants and gross monthly earnings of refugees were carried out (Table 6). A distinction is made in the dependent variables between all employed individuals, including those working mini-jobs,¹⁵

¹⁵ Mini-jobs are a form of marginal employment where one works part time for 450 euros or less a month.

trainees, and part-time and full-time employees. Wage regressions were only calculated for the latter group. Of particular interest here is how gender and marital status, the asylum procedure and its outcome, and participation in integration policies impact the likelihood of employment and gross wages. The regressions control for many other variables, including educational attainment, length of stay, and work experience. The models account for numerous interaction effects, such as between marital status and having children or being childless, or residence status and participation in integration and language measures. Table 6 shows the predicted values for the probability of being employed and the gross monthly earnings, respectively: the predicted values for each person were estimated and then averaged over the respective group according to their characteristics. All regressions were estimated as cross-sectional models and as models with person-specific fixed effects.

The cross-sectional estimates confirm that there is a large employment gap between male and female refugees: on average, men are 12 percentage points more likely than women to be employed; for part-time and full-time work, this probability is eight percentage points higher. The average wage level of men is around 90 euros per month higher than that of women. The presence of children in the household in the cross-sectional regressions reduce the average probability of employment and also decrease the average wage level of those working. However, there are significant differences between men and women: while the probability of being employed for women with children is not significantly different from zero, the probability for men with toddlers is 16 percent. In regressions with person-specific fixed effects, the gender differences and interactions between gender and having children cannot be identified because gender remains constant over time.¹⁶

A closer look at the effects of the outcome of asylum procedures and participation in language courses and/or BA programs on labor market indicators reveals some surprising results. It is differentiated between individuals who completed the asylum process and received protection status, individuals whose asylum applications were rejected, and individuals whose asylum cases are still ongoing.¹⁷ In terms of program participation, it is differentiated between individuals who completed the programs, those who have not yet participated in a program, and those who were currently in a program at the time of the survey.

¹⁶ The presence of children was controlled for, but the results are not reported because they are difficult to interpret due to the small number of cases in which the presence of children changed.

¹⁷ Employment opportunities depend on residence status. Recognized asylum seekers whose applications were accepted may work without restrictions. Asylum seekers with temporary protection against deportation may work after approval by the Foreigners' Office. Individuals whose asylum applications have been rejected (tolerated persons) can pursue gainful employment if the ALB and BA agree in individual cases. Before a final decision is made on asylum applications, asylum seekers may in principle take up employment, provided that the ALB and the BA have agreed. Individuals obliged to live in a reception facility are excluded. This applies in particular to asylum seekers from safe countries of origin who submitted their asylum application after August 31, 2015. The regressions were controlled for the different residence status and by dummy variables for the countries of origin, so that these different conditions were taken into account.

Table 6

Association of different attributes of refugees and their employment status and gross labor income

Predicted probability of being employed (in percent) and predicted gross labor income (in euros)

| | Employed, in percent ¹ | | Full or part time, in percent | | Gross labor income, in euros ² | |
|--|-----------------------------------|---------------------------|-------------------------------|---------------------------|---|---------------------------|
| | Cross-sectional model | Models with fixed-effects | Cross-sectional model | Models with fixed-effects | Cross-sectional model | Models with fixed-effects |
| Gender | | | | | | |
| Men | 19 | | 12 | | 748 | |
| Women | 7 | | 4 | | 662 | |
| Children in household³ | | | | | | |
| No children in household | 18 | | 12 | | 788 | |
| With children (aged 4 to 17) in household | 12 | | 8 | | 694 | |
| With children (aged 0 to 3) in household | 10 | | 6 | | 640 | |
| Interaction of gender and children in household³ | | | | | | |
| Men with no children in household | 23 | | 16 | | 799 | |
| Men with with children (aged 4 to 17) in household | 14 | | 10 | | 705 | |
| Men with with children (aged 0 to 3) in household | 16 | | 10 | | 650 | |
| Women with no children in household | 10 | | 6 | | 708 | |
| Women with with children (aged 4 to 17) in household | 9 | | 4 | | 624 | |
| Women with with children (aged 0 to 3) in household | 1 | | 0 | | 576 | |
| Status of application for asylum | | | | | | |
| Recognized | 15 | 13 | 10 | 10 | 768 | 889 |
| Rejected | 14 | 16 | 9 | 7 | 668 | 541 |
| In progress | 12 | 18 | 7 | 9 | 638 | 320 |
| Participation in language or BA courses | | | | | | |
| Completed program | 21 | 18 | 15 | 14 | 811 | 931 |
| No program participation | 17 | 19 | 11 | 12 | 677 | 434 |
| Currently enrolled in program | 7 | 9 | 4 | 5 | 620 | 700 |
| Interaction asylum status and program participation | | | | | | |
| Recognized and completed program | 21 | 17 | 16 | 15 | 846 | 1180 |
| Recognized and no program participation | 18 | 19 | 11 | 13 | 706 | 550 |
| Recognized and currently enrolled in program | 7 | 6 | 4 | 5 | 646 | 887 |
| Rejected and completed program | 21 | 28 | 13 | 17 | 736 | 718 |
| Rejected and no program participation | 15 | 18 | 9 | 6 | 614 | 335 |
| Rejected and currently enrolled in program | 9 | 3 | 5 | 0 | 562 | 540 |
| In progress and completed program | 19 | 18 | 12 | 10 | 702 | 425 |
| In progress and no program participation | 12 | 20 | 6 | 10 | 586 | 198 |
| In progress and currently enrolled in program | 6 | 17 | 4 | 8 | 537 | 320 |
| Labor market consultations | | | | | | |
| Labor market consultations (BA) used | 19 | 18 | 18 | 12 | 746 | 719 |
| Labor market consultations (BA) not used | 11 | 12 | 8 | 8 | 719 | 674 |
| Type of employment | | | | | | |
| Part time, marginal, apprenticeship | | | | | 408 | 634 |
| Full time | | | | | 1,564 | 805 |
| Observations | 5,392 | 5,064 | 5,392 | 5,064 | 583 | 566 |

1 All individuals in full time, part time, marginal, or irregular employment or those completing an apprenticeship are defined as being employed (including the self-employed).

2 Respondents with a gross labor income of zero as well as responses in the highest percentile were not used.

3 Only own children who live in the same household and whose age is known. In models with fixed-effects number of children is controlled for, but the coefficients are not reported due to the low number of changes in the number of children.

Note: Results refer to individuals aged between 18 and 65. Controls: Citizenship, federal state, date of interview, age, age squared, months since arrival, education before arrival, language proficiency before arrival, occupational experience before arrival, partnership status, participation in one or more language courses. Models with fixed-effects additionally control for survey year. Missing values are also controlled for all variables in all models.

Source: IAB-BAMF-SOEP Survey of Refugees 2016 and 2017.

© DIW Berlin 2019

For program participation, the expected effects are the first to emerge: the probability of being gainfully employed and earning higher wages are highest for those who have completed programs and lowest for those who are currently participating in them. Rather surprising is the impact of asylum status: in the cross-sectional regressions, individuals who have completed the asylum procedure and obtained protection status

are slightly more likely to be gainfully employed than those whose cases are still ongoing or whose applications have been rejected. In the regressions with fixed effects that control for individual heterogeneity, however, the opposite is the case.

The estimated results, which take into account the interaction between protection status and program participation,

provide more detailed information: refugees with protection status who have completed a program are about similarly likely to be employed as those with rejected asylum applications who completed a program. However, the wages of those whose asylum applications were rejected are significantly less than those of refugees with protection status.

These results indicate that refugees whose asylum applications were rejected and who try to integrate themselves as quickly as possible into the labor market are more likely to take up mini-jobs and low paid jobs in particular. On the other hand, refugees with protection status seem to spend more time looking for work themselves or with the help of employment agencies, but it is then better paid and probably more in line with their qualifications.

Finally, cross-sectional regressions and regressions with fixed effects show that the use of the BA's advisory and agency services is associated with an increasing probability of being gainfully employed and higher gross earnings.

Conclusion

Since the sharp rise in forced migration to Germany in 2015, the efforts of the federal government, states, and local authorities; of educational institutions and employment services; of numerous actors in business and civil society; and not least of the refugees themselves, have concentrated on integration and participation in all areas of the labor market, education system, and society. The IAB-BAMF-SOEP Survey of Refugees enables an analysis of the impacts of these efforts.

This report shows that at the time of migrating to Germany, the conditions of the refugees were unfavorable in many respects. Although the physical health and overall health satisfaction of the refugees is good, the risk of mental illnesses is significantly higher than for the population as a whole. Refugees also show clear signs of an increased risk of post-traumatic stress disorder, especially female and older refugees. The increased risk, however, does not mean that the large majority is presently affected by such illnesses. On the contrary, the data suggest only a minority are. The health indicators used cannot replace clinical studies, but they suggest that comprehensive health care for these groups is a key challenge for the future. Systematic screening of refugees and low-threshold services will be important, for example through trained peer counselors, targeting refugees with minor problems. This can supplement the care of more difficult cases by licensed psychotherapists, since exclusive care by licensed personnel—not least because of the high demands on culture- and language-specific treatment—does not seem feasible.

Only a tiny fraction of refugees already had German language skills when they came to Germany. By now, however, half of refugees have participated in an integration course. Accordingly, the share of refugees who indicate they speak German very well or well doubled from 2016 to 2017; however, it is still only one-third of refugees who have good or very good German skills. The survey also shows that there

is still a significant need for language learning measures, both overall and for specific groups, especially women with children. Another key factor for integration will be whether more advanced language programs which teach job-related vocabulary will be offered and used in the future beyond the basic integration courses.

It is true that the education level of refugees in Germany is higher than the population in the origin countries. Nevertheless, there is a considerable gap to the average population in Germany, particularly in the area of vocational, but partly also school education. With around ten percent of adult refugees enrolled in an educational institution in 2017, this share has almost doubled compared to the previous year. Still, the potential, measured by the educational aspirations of the refugees, is far from exhausted.

At the same time, labor force participation significantly increased: twenty-one percent of refugees arrived in Germany since 2013 were gainfully employed in the second half of 2017. The estimates based on the BA's process data imply further increase in this share up to 35 percent by October 2018. This trend is accelerating with the completion of integration measures, such as participation in integration courses. While around 30 percent of the refugees are working jobs for which they are formally overqualified, a quarter also work in occupations whose demands go beyond their formal qualification level. Obviously, these refugees manage to utilize their qualifications acquired on-the-job at least partially in the German labor market. The average earnings of refugee working full-time are around 55 percent of the average earnings of full-time employees in Germany.

On average, female refugee perform worse in the German labor market than male refugee. Unlike men, most women live in partnerships or with their children in the household, about half of whom are in infancy. These family constellations contribute to the disadvantage women face in education and employment. Further research is needed to identify other relevant factors.

The recognition of asylum applications is not directly linked to an increase in employment; persons whose asylum applications have been rejected or who are still waiting for a decision are as often employed as refugees with approved asylum applications. However, their significantly lower earnings suggest quick labor market entry, but in less well-paid jobs or jobs with lower skill requirements.

In all other areas examined, the survey carried out in the second half of 2017 revealed progress in integration and participation compared with the previous year: this applies to language competence development, participation in education and training, and increasing employment. Nevertheless, the findings also suggest that the opportunities for language training and integration into the education and training systems as well as the labor market—especially for women—have not yet been exhausted and that appropriate health care for refugees remains a major challenge.

REFUGEES IN GERMANY

Herbert Brücker is Head of Research of the Department "International Comparisons and European Integration" at IAB | herbert.bruecker@iab.de

Johannes Croisier is a Researcher at the Research Center Migration, Integration and Asylum at the Federal Office for Migration and Refugees (BAMF) | johannes.croisier@bamf.bund.de

Yuliya Kosyakova is a Senior Researcher at the Department "International Comparisons and European Integration" at IAB | yuliya.kosyakova@iab.de

Hannes Kröger is a Research Associate at the Socio-Economic Panel (SOEP) at DIW Berlin | hkroeger@diw.de

Giuseppe Pietrantuono is a Researcher at the Research Center Migration, Integration and Asylum at the Federal Office for Migration and Refugees (BAMF) | giuseppe.pietrantuono@bamf.bund.de

Nina Rother is Head of Research at the Research Center Migration, Integration and Asylum at the Federal Office for Migration and Refugee (BAMF) | nina.rother@bamf.bund.de

Jürgen Schupp is Member of the Board of the Socio-Economic Panel (SOEP) at DIW Berlin | jschupp@diw.de

JEL: E24, I14, I24

Keywords: Refugees, labour market integration, language skills, health status

LEGAL AND EDITORIAL DETAILS



DIW Berlin — Deutsches Institut für Wirtschaftsforschung e. V.
Mohrenstraße 58, 10117 Berlin

www.diw.de

Phone: +49 30 897 89-0 Fax: -200

Volume 9 January 28, 2019

Publishers

Prof. Dr. Tomaso Duso; Prof. Marcel Fratzscher, Ph.D.; Prof. Dr. Peter Haan;
Prof. Dr. Claudia Kemfert; Prof. Dr. Alexander Kriwoluzky; Prof. Dr. Stefan Liebig;
Prof. Dr. Lukas Menkhoff; Dr. Claus Michelsen; Prof. Karsten Neuhoff, Ph.D.;
Prof. Dr. Jürgen Schupp; Prof. Dr. C. Katharina Spieß

Editors-in-chief

Dr. Gritje Hartmann; Mathilde Richter; Dr. Wolf-Peter Schill

Reviewer

Dr. Mathias Hübener

Editorial staff

Renate Bogdanovic; Dr. Franziska Bremus; Rebecca Buhner;
Claudia Cohnen-Beck; Dr. Daniel Kemptner; Sebastian Kollmann;
Matthias Laugwitz; Dr. Alexander Zerrahn

Sale and distribution

DIW Berlin Leserservice, Postfach 74, 77649 Offenburg
leserservice@diw.de

Phone: +49 1806 14 00 50 25 (20 cents per phone call)

Layout

Roman Wilhelm, DIW Berlin

Cover design

© imageBROKER / Steffen Diemer

Composition

Satz-Rechen-Zentrum Hartmann + Heenemann GmbH & Co. KG, Berlin

ISSN 2568-7697

Reprint and further distribution—including excerpts—with complete
reference and consignment of a specimen copy to DIW Berlin's
Customer Service (kundenservice@diw.de) only.

Subscribe to our DIW and/or Weekly Report Newsletter at

www.diw.de/newsletter_en