

Falkingham, Jane; Giuliatti, Corrado; Wahba, Jackline; Wang, Chuhong

Working Paper

The Impact of Brexit on International Students' Return Intentions

IZA Discussion Papers, No. 12032

Provided in Cooperation with:

IZA – Institute of Labor Economics

Suggested Citation: Falkingham, Jane; Giuliatti, Corrado; Wahba, Jackline; Wang, Chuhong (2018) : The Impact of Brexit on International Students' Return Intentions, IZA Discussion Papers, No. 12032, Institute of Labor Economics (IZA), Bonn

This Version is available at:

<https://hdl.handle.net/10419/193326>

Standard-Nutzungsbedingungen:

Die Dokumente auf EconStor dürfen zu eigenen wissenschaftlichen Zwecken und zum Privatgebrauch gespeichert und kopiert werden.

Sie dürfen die Dokumente nicht für öffentliche oder kommerzielle Zwecke vervielfältigen, öffentlich ausstellen, öffentlich zugänglich machen, vertreiben oder anderweitig nutzen.

Sofern die Verfasser die Dokumente unter Open-Content-Lizenzen (insbesondere CC-Lizenzen) zur Verfügung gestellt haben sollten, gelten abweichend von diesen Nutzungsbedingungen die in der dort genannten Lizenz gewährten Nutzungsrechte.

Terms of use:

Documents in EconStor may be saved and copied for your personal and scholarly purposes.

You are not to copy documents for public or commercial purposes, to exhibit the documents publicly, to make them publicly available on the internet, or to distribute or otherwise use the documents in public.

If the documents have been made available under an Open Content Licence (especially Creative Commons Licences), you may exercise further usage rights as specified in the indicated licence.

DISCUSSION PAPER SERIES

IZA DP No. 12032

**The Impact of Brexit on International
Students' Return Intentions**

Jane Falkingham
Corrado Giulietti
Jackline Wahba
Chuhong Wang

DECEMBER 2018

DISCUSSION PAPER SERIES

IZA DP No. 12032

The Impact of Brexit on International Students' Return Intentions

Jane Falkingham

ESRC Centre for Population Change, University of Southampton

Corrado Giuliatti

University of Southampton

Jackline Wahba

University of Southampton and IZA

Chuhong Wang

ESRC Centre for Population Change, University of Southampton

DECEMBER 2018

Any opinions expressed in this paper are those of the author(s) and not those of IZA. Research published in this series may include views on policy, but IZA takes no institutional policy positions. The IZA research network is committed to the IZA Guiding Principles of Research Integrity.

The IZA Institute of Labor Economics is an independent economic research institute that conducts research in labor economics and offers evidence-based policy advice on labor market issues. Supported by the Deutsche Post Foundation, IZA runs the world's largest network of economists, whose research aims to provide answers to the global labor market challenges of our time. Our key objective is to build bridges between academic research, policymakers and society.

IZA Discussion Papers often represent preliminary work and are circulated to encourage discussion. Citation of such a paper should account for its provisional character. A revised version may be available directly from the author.

ABSTRACT

The Impact of Brexit on International Students' Return Intentions*

This paper is the first attempt to study the causal impact of “Brexit”, namely the UK’s departure from the European Union (EU), on the post-graduation mobility decisions of EU students in the UK. We exploit the British government’s formal withdrawal notification under Article 50 as a natural experiment and employ a difference-in-differences design. Using data from a new survey of graduating international students, we find that EU graduating students are significantly more likely than non-EU graduating students to plan on leaving the UK upon graduation immediately after the announcement. Interestingly, results are especially driven by students from the new EU countries and students from the EU14 countries who are undecided of their migration plans. We further show that the deterrent effects are heterogeneous and depend on age and subject among others. These findings carry important implications for post-Brexit UK and for other European countries with emerging calls for their own referendums.

JEL Classification: J15, J61

Keywords: Brexit, Article 50, higher education, international students, intention to leave

Corresponding author:

Corrado Giulietti
Department of Economics
University of Southampton
Southampton, SO17 1BJ
United Kingdom

E-mail: C.Giulietti@soton.ac.uk

* We would like to thank the Office for National Statistics for funding the first wave of the SoGIS and for their input in conjunction with Universities UK in helping us to conduct the SoGIS survey. The second wave of the SoGIS has been funded by the ESRC under grant ES/K007394/1. We are grateful to participants of the 2018 British Society for Population Studies Conference for useful comments on an earlier draft. Any errors are ours alone.

1 Introduction

In the past few decades, international migration has been growing worldwide. While many migrants decide to permanently settle in the host country, for many others migration is a temporary process and they eventually return home. Return migration can be a planned decision, in which case it is influenced by, e.g., differences between the home and host country in terms of prices (Galor and Stark, 1991) or in terms of wages and labor market “riskiness” (Dustmann, 1997) and because migrants have preferences for consumption in the home country (Hill, 1987; Djajić and Milbourne, 1988). Temporary migration can also occur because immigrants are unable to fulfil their original plans due to imperfect or erroneous information on the labor market conditions in the host country (Borjas and Bratsberg, 1996). Pinning down the determinants of temporary migration is however an empirical challenge, both because of lack of data or because it is arduous to identify a causal relationship. By exploiting quasi-experimental settings, more recent studies provide credible identification of the host country characteristics that influence return migration. Specifically, these studies look at how exchange rate shocks (Yang, 2006) or exogenous changes in attitudes towards migrants (de Coulon et al., 2016) affect the choice or the intention to return.¹ To the best of our knowledge, however, no study so far has investigated how unexpected changes in the political and institutional settings of the host country influence temporary migration.

Our paper fills this gap by studying how the UK government’s formal notification of its intention to leave the European Union under Article 50 affects settlement intentions among a representative sample of international graduating students. This important policy announcement provides a quasi-natural experiment that generates sizeable exogenous shocks to the post-study migration decision-making of a particular group: EU students. We use a difference-in-differences approach whereby we compare migration intentions of EU students with those of non-EU students before and after 29 March 2017 – the day when Article 50 was triggered by the UK government. We consider EU students as our “treatment group” because the UK decision of leaving the European Union is likely to substantially affect their prospects, while it virtually has no effect on international students from other areas, who can

¹See Wahba (2014) for a review on the determinants of return migration.

be used as “control group”. We postulate that the triggering of Article 50 could affect EU students’ post-study return plans through (at least) three channels: 1) an economic channel: EU graduates may be deterred to stay in the UK by higher tuition fees and more undecided employment opportunities, while more favourable exchange rates might partially offset the negative effects; 2) a legal channel: EU students could face more complex and bureaucratic visa procedures if freedom of movement discontinues, thereby increasing their likelihood to leave the UK; and 3) a psychological channel: EU students might perceive that the UK is a less welcoming place to study as a reflection of the growing anti-EU sentiment and hate crimes.

Using unique data from the *Survey of Graduating International Students* (SoGIS) for both undergraduate and postgraduate students, we find that immediately after the government’s announcement, EU students are about 18 percentage points more likely than non-EU students to plan leaving the UK upon graduation. Importantly, we find heterogeneous treatment effects depending on the nationality and on the degree of certainty about mobility intentions. In particular, while all students from the countries that joined the EU after 2004, only EU14 students who are undecided about their migration plans appear to be impacted by the policy announcement. Furthermore, there are differences in the magnitude of the effect depending on the age and subject of study.

Besides contributing to the literature on temporary migration, our paper also relates to two other research strands. First, we enrich the growing literature on the determinants of international student mobility (Rosenzweig et al., 2006; González et al., 2011; Beine et al., 2014; Haupt et al., 2016; Bijwaard and Wang, 2016; Bahna, 2018). Second, we contribute to the recent literature on the effects of Brexit (NIESR, 2016; OECD, 2016; Dhingra et al., 2016a,b, 2017; Wadsworth et al., 2016)

The remainder of the paper is structured as follows. Section 2 briefly introduces the background of the study and the possible channels through which Brexit could affect student mobility intentions. Section 3 illustrates the empirical strategy used to identify the causal effect and discusses potential threats to identification. Section 4 describes the data. The main results as well as a number of robustness tests are presented in Section 5, while Section 6 concludes.

2 Background and Theoretical Framework

International student mobility (ISM) has been rising globally over the past few decades and is an active policy area. In 2017, there were 134,835 international students in the UK, 30% of which from the European Union (HESA, 2017).² International students bring unique talent and skills, contribute to a diverse academic environment, ensure the provision of subjects, and generate economic benefits through their consumption. They also constitute a potential pool of skilled labour market entrants, especially in the case of EU students, who have virtually no restrictions for working in the UK. While this might raise concerns about potential competition between foreign and native graduates, evidence for the UK shows that immigration does not adversely impact UK-born workers (Manacorda et al., 2012).

How can the decision to leave the EU affect UK international students' return decisions? Even before Brexit produces actual changes in migration laws, policy announcements such as the triggering of Article 50 can influence – directly or indirectly – the decision to stay or migrate out of the UK through a multitude of economic, legal and psychological factors. In particular, it could influence student expectations in terms of university fees, funding opportunities, labour market perspectives, visa requirements, prices and exchange rates, and more generally, the social and cultural climate.

From an economic perspective, students migrate to enhance their human capital so to obtain higher wages upon return, or to gain access to better economic opportunities in the host country (Rosenzweig et al., 2006; Dustmann et al., 2011). In a study based on the Netherlands, Bijwaard and Wang (2016) find that foreign students return faster once they become unemployed. While there is still no clearcut evidence on whether Brexit creates negative economic consequences, the result of the referendum, and the triggering of Article 50 have both contributed to more insecure economic conditions, potentially worsening job/educational prospects for international students and therefore making them less inclined to stay. For example, international students currently enrolled in undergraduate programs in the UK might want to pursue their post-graduate investment in a different country, to the

²Throughout the paper the term EU means European Union excluding the UK, and therefore EU students refer to non-UK EU students.

extent that direct costs of British higher education increase. This is true especially for EU students, who are currently charged the same fees as the UK-born students, but might be exposed the higher overseas rates and face restrictions to student loans and EU scholarships once the UK leaves the European Union. Likewise, students who intend to remain in the UK and work after graduation might feel less confident about their future career prospects and earning capacity because of a weaker post-Brexit UK economy. On the other hand, international students could benefit from the weakening of the Pound which followed the referendum vote and, if persistent, can make the UK a cheaper place to study and live. This will particularly benefit students who plan to continue studying in the UK, whilst deterring those who desire to remain for work-related reasons.³

Another channel through which Brexit can affect return intentions of (especially EU) students is through the expected changes to the UK immigration law regarding free movement of people between the EU and UK. European and EEA/Swiss national students currently hold a legitimate expectation that they will be able to remain legally for as long as they wish. However, after Brexit there will be added bureaucratic burdens on these students regardless of the new immigration system adopted, given that the British government will likely toughen the immigration policy and incorporate international students within the overall immigration targets. In the scenario where the UK withdraws from existing agreements on freedom of movement, EU students will need to apply for a visa in order to study or work in the UK, which is obviously onerous and expensive. Moreover, there will be a prolonged period of uncertainty over the future residency/citizenship rights and status of EU nationals. As argued by [Portes \(2016\)](#), if people “cannot plan with any confidence, not just about themselves but their families, they are less likely to come and less likely to stay.” It is thus reasonable to expect that the legal effect of Brexit through potential visa burdens might act as a strong disincentive for EU graduates to stay in the UK.

Finally, the Brexit vote per se may have a direct psychological impact on EU student leave intentions, relating not only to the distress and anxiety caused by inherent uncertainties around the UK leaving the EU, but also the perception of an increasingly hostile environment

³The devaluation in the Pound makes UK jobs less attractive for foreign workers, who hope to earn higher wages abroad and then remit money to their home country.

for EU citizens. As showed in Hazen and Alberts (2006), feelings of alienation from a foreign culture are recognised as the most common reason why international students return. Indeed, in the wake of the referendum vote there was a surge in hate crimes along with unpleasant xenophobic episodes against EU residents.⁴

In summary, increases in educational and legal costs, reduced economic confidence and perceived hostility are likely to discourage EU students to stay, unless the positive gains from more favourable exchange rates are able to more than compensate the negative Brexit effect.

3 Methodology

We exploit the triggering of Article 50 as a quasi-experiment that generates exogenous variation in the post-graduation out-migration intentions of foreign students.⁵ By officially launching the Brexit process, this “shock” changes the expectations of EU students over their future rights and status in the UK, therefore affecting their intentions to stay. We postulate that this effect is particularly for students who are undecided about their intended plans after graduation. International students who are non-EU nationals serve as a natural control group since they are (completely or greatly) unaffected by the exit of the UK from the EU. We employ a difference-in-differences (DID) design comparing the intentions to leave of EU students with the intentions to leave of non-EU students, before and after 29 March 2017 – the day when Article 50 was triggered by the UK government.

We implement the difference-in-differences estimation within a regression framework and include several covariates to better control for characteristics that might be systematically different between the treatment and control group. The DID regression model takes the following form:

$$ITL_{it} = \beta_0 + \beta_1 EU_i + \beta_2 Post_t + \beta_3 EU_i \times Post_t + \mathbf{X}'_{it} \boldsymbol{\gamma} + \lambda_s + \lambda_u + \varepsilon_{it} \quad (1)$$

⁴https://assets.publishing.service.gov.uk/government/uploads/system/uploads/attachment_data/file/543679/Action_Against_Hate_-_UK_Government_s_Plan_to_Tackle_Hate_Crime_2016.pdf.

⁵Article 50 was invoked with a notification letter to the European Council. Details about Article 50 are reported in Section A in the Appendix.

where the dependent variable, ITL_{it} , is the intention to leave the UK after graduation for student i at time period t ; EU_i is a dummy indicating whether the student is a citizen of the EU and 0 otherwise, with the coefficient β_1 capturing all possible systematic differences between students from EU and non-EU countries; $Post_t$ is a dummy that is equal to one for all interview days after the declaration date (i.e., from 30 March 2017 onwards), and zero otherwise. This indicator controls for differences in students’ mobility intentions over time that might be due to macroeconomic changes that affect both groups or simply to “calendar effects”. The interaction term $EU_i \times Post_t$ identifies the EU students who were exposed to the Article 50 news. The key coefficient is β_3 , which measures the average treatment effect. A positive estimate of β_3 would imply that the Article 50 announcement increased EU students’ leaving intentions. \mathbf{X}_{it} is a vector of students’ characteristics such as age, gender, marital status, labour market engagement, duration of stay in the UK, level of study and health conditions. We also include dummies to account for systematic differences in terms of subject of study (λ_s) and universities (λ_u). In all regressions, we cluster standard errors at the university level to account for the possibility that observations are correlated within the same institution.⁶ We first estimate Equation 1 for the sample of all students, and then on a particular subset of students, namely those who are undecided of their plans after study. Importantly, we also corroborate that being undecided is not itself an outcome of the Article 50 news, therefore ruling out the presence of selection bias. We do so by estimating Equation 1 where the dependent variable is a dummy indicator for whether the student is undecided about their return plans, and showing that the relevant coefficients are statistically insignificant.

The DID strategy allows a comparison of average leave intentions over time for EU students, whilst controlling for concurrent time trends by using the non-EU as a control group. A further advantage of this approach is that it effectively eliminates the bias when selection into treatment is based on time invariant unobservable characteristics (that are also correlated with the outcome measures). For instance, if EU students are a selected

⁶In unreported regressions, we test the robustness of our results against different clustering scenarios. Specifically, we re-estimate our specifications clustering the standard errors at the individual level, at the subject level, and at the university \times subject level. We find that these alternative ways of accounting for dependence in error terms yield very similar results to clustering at the university level.

group that is intrinsically more motivated and risk-taking than non-EU students and hence has a higher intention of staying anyway, any potentially adverse treatment effects of the Article 50 announcement on migration intentions would be downward biased. By calculating the differences twice, such time invariant individual heterogeneity (i.e., motivation and risk attitudes) will be differenced out.

The key identifying assumption of the DID approach is that – in absence of the treatment – return intentions of EU and non-EU students would follow parallel trends over time. In other words, the non-EU group is a credible counterfactual to the extent that it “mimics” how migration intentions for EU students would have changed had they not been exposed to the Article 50 news. We test the plausibility of this assumption in Section 5. It is worthwhile to mention that the chance of violating the parallel trend assumption is slender given the rather narrow time range of our data. This is because students interviewed just before and after the notification date were exposed to similar economic conditions and face almost identical rules and regulations that directly impact upon their post-study movement, such as tuition fees policy, working rights and acquisition of British citizenship.

Another important identifying assumption is that students could not self-select into treatment or comparison group. In our DID setting, a student’s exposure to the treatment is determined jointly by two variables: their nationality and the date of participation in the survey. There are thus two types of selection bias that are of potential concern: selection across group and across time. Our – plausible – assumption is that students could not manipulate their nationality and that they should not choose the date of interview based on expected gains or losses from the policy announcement. It seems highly unlikely that anticipation about the declaration of the Article 50 letter would induce students to shift the timing of interview to an earlier or a later date. Instead, the choice of dates is more likely to hinge on when they received the survey invitation or the reminder to complete the survey. Thus, the dates on which students answered the survey before or after the UK government’s official notice can be thought to be random. In addition, although the exact date of notification was well anticipated to be by the end of March 2017, it is both rationally and administratively infeasible for students to change nationality with the expectations of detailed terms in the notification letter. Therefore, an individual’s nationality can be regarded as fixed over this

short sample window and we expect no systematic self-selection of certain types of students across the news date. Nonetheless, in our additional tests, we still corroborate the absence of such self-selection.

In robustness checks, we refine our identification strategy in two ways. Firstly, we improve upon the basic difference-in-differences model by performing a difference-in-differences in conjunction with a weighting procedure. The implementation of this estimation strategy consists of two steps. In the first step, we re-weight control group observations via propensity score methods or entropy balancing, to ensure the comparability of treatment and control groups with respect to a set of conditioning variables.⁷ In terms of propensity score weighting, we match the covariate distributions of the treatment and control group within periods by assigning a weight that equals $P(\mathbf{X})/(1 - P(\mathbf{X}))$ to the untreated students, with propensity score weights estimated separately at each time period.⁸ In the second step, we perform difference-in-differences regressions comparing the change in intentions to leave between observationally equivalent EU and non-EU students, with the sampling weights obtained from the first step. The DID part of the estimator reduces selection bias stemming from time-invariant unobserved heterogeneity between treated and untreated students (such as unobserved motivation and attitudes towards risk), while the re-weighting part of the estimator will deal with bias due to self-selection on observables.

Secondly, rather than stratifying the sample by students' level of certainty over future plans, we again focus on the full sample but use decisive students as an additional control group. This corresponds to a difference-in-difference-in-differences (DDD) setup that exploits more variation in data and applies higher-order contrasts to draw causal inferences. Specifically, we not only rely on differences in outcome pre- and post- the triggering of Ar-

⁷The conditioning variables are selected following the control variables used in our study, including the demographic, labour market, educational and health data of international students – except for the variables of universities that we replaced with a dummy for being a member of the Russell Group to improve the efficiency of matching.

⁸Entropy balancing is a data-preprocessing method that can more effectively achieve covariate balance than conventional adjustment methods (Hainmueller, 2012). It calculates the covariate moments in the treatment group and searches for a set of weights that satisfy pre-specified balance constraints imposed on the sample moments to assign to control group observations. In this paper, we equalise the first two moments (mean and variance) of the covariate distributions across the treatment and the re-weighted control group. We impose entropy balancing separately for the pre- and post-period to obtain two weights $W_{EB}^{pre}(\mathbf{X})$ and $W_{EB}^{post}(\mathbf{X})$.

ticle 50 but also on the comparison of EU and non-EU students who are equally undecided about their intentions and the same group with different degrees of certainty about their intentions. Accordingly, we estimate the following regression:

$$\begin{aligned}
ITL_{it} = & \alpha_0 + \alpha_1 EU_i + \alpha_2 Post_t + \alpha_3 Undecided_i + \alpha_4 EU_i \times Post_t + \alpha_5 Post_t \times Undecided_i \\
& + \alpha_6 EU_i \times Undecided_i + \alpha_7 EU_i \times Post_t \times Undecided_i + \mathbf{X}'_{it} \boldsymbol{\gamma} + \lambda_s + \lambda_u + \varepsilon_{it}
\end{aligned}$$

where $Undecided_i$ is a dummy indicating whether the student are decided or not about their mobility plans after university. In this model, the key parameter of interest to identify is α_7 . The inclusion of lower-level interaction terms enables us to control for more potential sources of omitted variable bias. In particular, any time varying selection bias – say – changes in group composition over time as we previously mentioned, will no longer hinder the causal interpretation of the estimates, provided that self-selection patterns are constant across decisive and undecided students. Another important benefit of this research design is that it arguably relies on weaker identifying assumption than parallel trends.⁹ Therefore, triple differences may allow for a more robust and credible analysis of the causal impact of the policy announcement on student mobility intentions.

4 Data

4.1 Description

We draw data from the *Survey of Graduating International Students* (SoGIS), conducted jointly by the ESRC Centre for Population Change, the Office for National Statistics and Universities UK. A technical description of the SoGIS dataset is provided by [Falkingham et al. \(2017\)](#). This is an online survey targeting international (non-UK) students in their final year of study at UK higher education institutions (HEIs). The first wave was conducted between March and April 2017 and a follow-up survey took between December 2017 and February 2018. Our main analysis is based on the first wave of the survey. The SoGIS

⁹It simply requires the absence of contemporaneous shocks that disproportionately influence EU students who are unsure of their post-study mobility intentions between the pre- and post-notification period.

2017 collected information from 3,560 students from more than 130 countries across 51 participating HEIs. The overall response rate to the survey was 3.5%.

The SoGIS is well-suited for our purposes for several reasons. First, one key benefit of this dataset is that the survey sample is representative of the overall international student population in the UK (albeit it over-represents postgraduate students). Furthermore, the participating universities are also representative of all UK HEIs. Second, the data contain detailed information about the international students' background, post-study intentions, certainty of these intentions, travel patterns, use of public services, and working patterns whilst studying. The availability of the "intentions" data is particularly valuable for investigating questions concerning international student mobility. Third, the data span a period before and after 29 March 2017, which gives us the opportunity to exploit the timing of the Article 50 letter.

We measure international students' post-graduation migration intentions using answers to the question "After finishing your current course of study, how long are you planning to stay in the UK?". The subsequent question asks about the degree of certainty that the students have about their settlement plans.¹⁰ Figure 1 shows the corresponding distribution of staying intentions for EU and non-EU students. On average, EU students report stronger preferences to stay. Non-EU students are more likely to report that they will leave the UK immediately or stay for less than 6 months, whereas EU students are more likely to say that they are planning to stay in the UK for longer than a year or permanently. We exploit this information to construct an indicator for whether the student intends to leave the UK within 3 months after graduating.

[Insert Figure 1 here]

Figure 2 shows that about one quarter of international finalist students feel unsure of their plans after university. Both EU and non-EU students have fairly similar patterns regarding the certainty of their future plans. Nearly 55 per cent of students are sure of their post-study migration intentions while 27 per cent are irresolute in these intentions (a further 18 per cent report neutral values). We define the group that have not clear migration plans

¹⁰The wording of this question is as follows: "How certain are you about how long you are staying in the UK?".

as “Undecided Students”. By focusing on this subgroup we are able to identify students who would have not changed their migration choices without being exposed to the Article 50 news but changed their mind when the letter was announced.

[Insert Figure 2 here]

4.2 Descriptive statistics

We report summary statistics of key variables separately for the full sample (Table 1) and for the subsample of undecided students (Table 2).

It is evident that EU students differ systematically in their observable characteristics from non-EU students. The former group is younger and has longer duration of stay in the UK. They are also more likely to be single and to work alongside their studies, and far less likely to study at postgraduate level and at a Russell Group university.¹¹ In terms of subject areas, non-EU students are more represented in certain disciplines, such as in engineering and technology and in social sciences and education, while a larger proportion of students choosing arts and humanities are from European countries. The before-after comparison within groups suggests that the composition of the two groups is generally similar – the exception being some differences across universities. Nevertheless, our identification strategy will address this issue by re-weighting the sample to ensure group comparability. Students from the EU have a substantially lower intention of leaving the UK upon course completion than those from outside the EU (45.0% versus 62.5%). More importantly, the intention to leave after the Article 50 news increases by 0.08 in the treatment group (significantly different at 10 percent level of significance) and only by 0.02 in the control group, corresponding to a raw difference-in-differences of 0.06.

[Insert Table 1 here]

¹¹The Russell Group is formed by 24 public research institutions, namely the Universities of Birmingham, Bristol, Cambridge, Cardiff, Durham, Edinburgh, Exeter, Glasgow, Leeds, Liverpool, Manchester, Newcastle, Nottingham, Oxford, Queen Mary London, Sheffield, Southampton, Warwick, York and Imperial College London, King’s College London, London School of Economics, Queen’s University Belfast and University College London. The SoGIS covers 13 Russell Group universities.

Table 2 replicates Table 1 for the 818 observations of international students in our preferred sample of undecided students, 28 per cent of whom are from EU countries. The differences between EU and non-EU students based on this subsample strongly resemble the treatment-control differences based on the full sample, with respect to student and school characteristics. However, the gaps in leaving intentions are even more pronounced for undecided students, indicating that the unconditional difference-in-differences of the effect is 18 percent.

[Insert Table 2 here]

Table B.2 and Table B.3 in the Appendix show the summary statistics of the control variables, i.e., \mathbf{X} in Eq. 1, for the treatment group and for the unweighted and re-weighted control group comparing the results from the propensity score weighting (column 3) and from entropy balancing (column 4). Clearly, the tables show that entropy balancing outperforms propensity score weighting in terms of improving covariate balance. After performing entropy balancing, the treatment-control differences in means are not significantly different from zero for all covariates. In fact, we implement entropy balancing not only for the means but also for the variances (unreported) of the conditioning variables.

5 Results

5.1 Baseline Regression

As initial analysis, we provide a graphical representation of the DID method by comparing post-study mobility intentions of treated and control students before and after treatment. The upper panel of Figure 3 plots the average intentions to leave for the entire group of EU students (solid line) and non-EU students (dash line) with the news cut-off date of 29 March indicated by the red line. For EU students, there is a decline in leaving intentions before 29 March, which later reverses and gradually converges to those of non-EU students towards the end of the sample period. Nonetheless, we see that the departure intentions for this group do not differ substantially between the pre- and post-treatment periods. In

fact, at the end of April the probability of leaving for EU students is still lower than for non-EU students. Crucially, over the same time period, return intentions remain remarkably constant for non-EU students, suggesting that the control group is unaffected by Article 50 news exposure. These patterns point to small deterrent effect of the withdrawal notice for all EU students.

The lower panel of Figure 3 documents the evolution of leaving intentions for international students who feel who are undecided about their migration aspirations after university. Notably, we observe a different pattern for this subgroup. Before 29 March, EU students with indefinite migration plans have relatively lower intentions to leave the UK after graduation. After 29 March, however, the propensity to leave jumps sharply for this group and is eventually above the values for non-EU students with indefinite migration plans. Despite the probability of leaving after study exhibits some fluctuations across time for undecided non-EU students, it does not change dramatically after the cut-off date. This confirms the appropriateness of using non-EU students as a comparison group in the estimation of the announcement effect on EU students.

Overall, the graphs in Figure 3 provide strong visual evidence that the triggering of Article 50 may induce EU students, especially those who are still undecided about their mobility choices, to leave the UK when their study period ends.

[Insert Figure 3 here]

Table 3 presents results from the difference-in-differences regression analysis. The specification reported in columns (1) and (4) reports the raw DID estimates (i.e., without any control variables), while columns (2) and (5) show the results after controlling for student background variables, to account for possible changes in sample composition over time. Our preferred specifications are columns (3) and (6), where we additionally control for unobservable factors related to subject and university.

Overall, the estimates confirm the pattern seen in the descriptive analysis, but a stronger inference emerges especially from the specifications with full controls. The significant coefficients for the EU dummy confirm a lower likelihood of leaving the UK upon course completion

than non-EU graduates. The coefficients for the *Post* variable are negligible in magnitude and never statistically significant, implying that there are no macroeconomic shocks that are commonly experienced by EU and non-EU students from the pre- to post-treatment period. This seems reasonable given that the estimation window covers only 49 days. The coefficient estimates of additional covariates also reveal interesting correlations.¹²

Let us now focus on the treatment effect of the Article 50 notice. The first three columns in Table 3 display the results from the full sample of international students. Without control variables (column 1), the estimated coefficient of the interaction term is 0.061, but with a standard error of 0.046 the estimate cannot be said to be statistically different from zero. A similar result is obtained when we add control variables. When we include fixed effects, the estimate is significant at the 10% level. This positive, but small and statistically weak effect corroborates the graphical impression of a negligible impact of the Article 50 announcement on the full sample of students.

Estimates from the sample of undecided students in columns (4)-(6) provide sharper inference. Throughout, the coefficients on the difference-in-differences interaction are strictly positive and statistically significant, suggesting that EU graduates who are irresolute concerning their migration decisions are more prone to leave the UK upon graduation relative to their non-EU counterparts after the UK began the Brexit process. Furthermore, the magnitudes of the estimates are substantially greater compared with columns (1)-(3), so that the announcement increases the intention to leave between 16.2 and 18.4 percentage points. These are very sizeable effects because the average student in this subsample has a 43 percent chance of leaving. Adding the standard set of controls for student background hardly changes the results and estimate remain significant at the 5 percent level of confidence. The DID estimated effect becomes more statistically significant when we include fixed effects.

[Insert Table 3 here]

¹²For instance, having a job, being an undergraduate, or being a postgraduate significantly reduces intentions to leave, whereas age appears to make no difference. In line with [Bijwaard and Wang \(2016\)](#), gender is not found to affect the departure intentions of international students. Approximately half of students in our sample are in excellent health condition, and we find that healthy students are less likely to leave after graduation, an effect that only exists in the full sample and disappears when we look at the subsample. Not surprisingly, the longer the students are in the UK, the lower the propensity to leave.

One might wonder whether being undecided or not is itself an outcome of the triggering of Article 50 or instead can be deemed to be a fixed trait of students. In the first case, splitting students along an outcome would cause the estimates to suffer from selection bias. In Table 4 we provide some evidence to rule out that self-selection into being undecided is an issue. We estimate a regression model along the lines of that in Table 3, using the indicator for being undecided as the dependent variable. If the Article 50 would trigger a change in the level of decisiveness of EU students, one would expect the interaction term $EU \times Post$ to be economically and statistically significant. The results in Table 4 reveal that this is not the case, suggesting that students' decisiveness is a fixed trait (at least in the short period of time we analyse).

[Insert Table 4 here]

For completeness, in Table B.1 we repeat the same analysis for the sample of students who are sure of their post-study migration choices. A comparison of the outcome mean reveals that students who are decided about their migration plans are essentially more likely than undecided students to plan to leave after study (0.63 *vs.* 0.43). More importantly though, the coefficient estimates of the treatment effect are economically and statistically undistinguishable from zero, indicating no causal impact of the Article 50 notification on student mobility intentions. Therefore, we conclude that the policy announcement does not influence the intentions of students who have already made up their mind about where they will settle or live after graduation.

Taken together, there is strong evidence for a post-treatment increase on the leaving decisions of undecided EU students as compared to undecided non-EU students, whereas EU students who are already sure about their migration plans are essentially unaffected by the Article 500 announcement. As a result, the absence of a treatment effect for the whole student population masks the existence of a large deterrent effect for undecided students and a zero effect for students who are sure about their migration plans. An implication of this is that we could use the latter group (the “decisive” students) as an alternative comparison group – a point we will return to later.

5.2 Robustness checks

In this subsection, we corroborate the robustness of our results by testing the validity of the main assumptions behind the difference-in-differences estimation strategy.

First, we check the plausibility of the parallel trend assumption in the context of the graphs presented in Figure 3 and of the regression estimates presented in Table 5. The graphs reveal no apparent pre-treatment trends in the outcome between treated and control students, despite such graphical evidence is less clear in the full sample than in the subsample of undecided students. Although there is a slight decline in the intention to leave during the period preceding the announcement, this drop also occurs in the control group in the subsample, implying that selection into treatment evolves similarly in both groups within the narrow sample window.

Table 5 presents the regression results of two placebo analyses using our original DID strategy based on both the complete sample and the sample of undecided students. In the first test, we restrict the estimation window to the pre-treatment period, i.e., between 13 March 2017 and 28 March 2017. We then define a “pseudo” $Post_t$ dummy variable as if the Article 50 announcement was made on 19 March 2017 (ten days before the actual date of notification and roughly mid way of the subsample time window). We then create a treatment variable which is the interaction between the “pseudo” $Post_t$ and the EU dummy variable. In the second test, we replace the dependent variable with a “fictitious” intention outcome that is not likely to be affected by the news, namely a dichotomous indicator for whether the student decides to participate in the survey prize draw. If the assumption of parallel trends holds, we should expect the coefficients for the placebo treatment variables to be statistically insignificant in these two specifications. Reassuringly, we see that none of the DID coefficients are significantly different from zero at conventional levels. Hence, overall, but especially regarding the subsample of undecided students, the falsification tests corroborate that our results are not spuriously driven by pre-treatment differences between EU and non-EU students and can indeed be interpreted as the causal impact of the Article 50 notification.

[Insert Table 5 here]

In the second set of robustness checks, we examine whether the estimated effects are robust to re-weighting the sample to increase similarity between the treatment and control groups. Table 6 presents the weighted DID estimates adjusted by propensity score techniques (columns 2) and by entropy balancing (column 3). We also control for all conditioning variables used in the balancing procedure. The specifications in columns (2) and (3) differ in the construction of the weights, as detailed earlier. Note that one implied assumption behind the DID approach is that the composition of the treatment group and the comparison group remains constant over time. Importantly, by applying the weighting method in the context of DID models, we are able to control for confounding factors stemming from changes in group composition over time. This assumption is supported by the balancing tests in Table B.2 and Table B.3. The results after refining the identification strategy, presented in Table 6, are remarkably similar to those of the main specification. With regards to all students (Panel A), we consistently find positive effects of exposure to the Article 50 news on intentions to leave regardless of the re-weighting procedure used, indicating that EU students are significantly more likely than non-EU students to plan to leave upon graduation as a result of the formal notification of Article 50. When we consider undecided students (Panel B), the estimates from the weighted DID regressions in the reweighted sample tend to be statistically weaker than in the sample without reweighting, but remain within reasonable range to the benchmark (unweighted) coefficients in terms of the effect size.

[Insert Table 6 here]

In the third robustness check we use the decisive student sample as an alternative comparison group that has much more similar characteristics and outcomes as the treated group but is unaffected by the government notification. The resulting triple differences estimates are presented in Table 7. It is important to note that the coefficient estimates on the second order term $EU \times Post$ now become rather small and are insignificantly different from zero, indicating the absence of any temporal shock that differentially affects EU students between the pre- and post-notification period (except for the notification itself). This lends great confidence to the validity of the common trend assumption. Consistent with previous findings,

the rise in intentions to leave for EU students that occurs after the government triggered Article 50 is concentrated among students who have not yet made their decision of where to settle after graduating. The relevant point estimate of 0.168 from our preferred DDD specification is remarkably similar to the DD estimate in Table 7 for the group of undecided, albeit it is estimated with slightly less precision.

[Insert Table 7 here]

The fact that three alternative sets of DID estimates and DDD estimates yield qualitatively similar results is very reassuring, given the possibility that the benchmark DID estimates could be biased due to the Article 50 news-induced changes in group composition and group-specific shocks other than the treatment.

In the last robustness check presented in Table 8 we exclude from the estimation sample students who were interviewed on the date of letter announcement. The concern is that, depending on the precise timing of the interview, some students are “treated” while some are not on the cut-off date. Excluding students at the time of notification guarantees that all pre-A50 observations are not exposed to the Article 50 news and all post-A50 observations are exposed to the news. We find that the exclusion of these students makes the estimated effects for the overall sample insignificant but yields remarkably similar estimates for the undecided subsample.

[Insert Table 8 here]

5.3 Heterogeneity

So far, we have determined that the UK’s Article 50 notification has a significant positive impact on the likelihood that EU students will leave the UK after graduating. In the following, we investigate heterogeneity in treatment effects along several important dimensions, including country of origin, age, fields of study, whether the student receives scholarships or loans for their studies, student expectations about final grade, and whether the university at which the student studies is a member of the Russell Group.

5.3.1 *EU nationality groups*

International students from different countries of origin greatly differ in terms of their ties to the home country and integration in the UK. Recall also that Brexit may breed “discrimination” and “hostility” against EU citizens. In particular, there is anecdotal evidence that migrants from countries that have more recently become part of the EU suffer more in this aspect than migrants from the EU14 (i.e., the EU15 excluding the UK). For these reasons, the effect of the Article 50 notification letter on the outcomes of EU students may vary depending on the nationality of the EU student.¹³ To examine whether there is an heterogeneous effect, we repeat the DID and DDD analyses replacing the treatment group with two EU nationality groups, the EU14 and the “new EU” (i.e., member states that joined the EU after 2004). The comparison group comprises students from outside the EU as before. The results should be therefore informative about the potential heterogeneous treatment effects among different affected groups.

In our sample about 22 per cent of all international students come from the EU14 countries and a further 7.2 per cent are from the new EU member states. In Table 9 we report the DID and DDD estimated announcement effects under three different treatment groups (displayed in Panel A, B and C, respectively). In each case the odd columns contain the results without control variables, while the even columns present results after including the full set of control variables and fixed effects. Panel A of Table 9 presents the results based on the original treatment group for comparison purposes. In the complete sample, we find a substantial effect of the Article 50 news on students from the new Member States. The estimated coefficients for the difference-in-differences term, presented in columns (1)-(2) of Panel B, imply an approximately 15 percentage point increase in the probability of leaving after study for this group (significant at the 1 percent level). As can be seen from columns (1)-(2) of Panel C, the respective DID estimates are, however, not significant for all students from EU14 countries.

We next turn to the sample of undecided graduates. The rather small number of students in the treatment group (especially when new EU students are used as the treated group)

¹³Moreh et al. (2014) use pre-EU referendum data to illustrate that there is great variation within EU migrants in the UK in terms of their coping strategies in the event of Brexit.

and the resulting large standard errors deteriorate the precision of the estimates. With this caveat in mind, there clearly appears to be a larger positive effect of the Article 50 news on intentions to leave for undecided students than for all students from new EU member states. The point estimate is 0.235 and is significant at the 5 percent level without controls. It is still positive and greater than 0.2 (though not significant at conventional levels) with the complete set of controls. The estimated DDD coefficients show a similar positive effect of the Brexit notice on departure intentions among students from new EU countries who feel less decided about their future plans, despite being statistically weaker (columns 5-6, Panel B). Notably, the non-significant results found for the EU14 group in the full sample are now shown to be significant, with DID coefficients varying from 0.146 to 0.155. This discouraging effect on post-study staying intentions gets more pronounced when we extend our analysis to the triple differences framework (columns 5-6, Panel C).

On balance, the results provide evidence that the “leaving” effects among EU graduates as a result of the UK triggering Article 50 are mainly driven by *all* students from new EU countries and *undecided* students from EU14 countries. The considerable differences between different EU nationality groups are consistent with the fact that recent cohorts of migrants might be more impacted by Brexit and hence plan to leave faster.

[Insert Table 9 here]

5.3.2 Student and school characteristics

To further investigate treatment effect heterogeneity along student and school characteristics, we split our sample into different subgroups. Table 10 reports the results from the benchmark DID and DDD regressions for each subgroup of interest with the DID estimation based on the sample of undecided graduates.¹⁴

Because sample sizes become rather small in the subgroup analysis, comparisons of the point estimates for the subgroups should be interpreted with caution. With that said, the

¹⁴For the sake of parsimony, the estimation of the DID focuses on the group for which the evidence for “leaving” effects of the Brexit announcement is strongest – students whose post-study mobility intentions are undecided.

estimates indicate that elder cohorts react more strongly to the news than younger cohorts (Panel A, Table 10). Therefore, it seems that the less mobile group of students are affected more by the notification letter. In Panel B we present the estimated effects for students studying STEM and non-STEM subjects.¹⁵ We see that the estimated effects of treatment on STEM graduates are lower and less statistically significant than the estimated effects obtained for non-STEM graduates in both double differences and triple differences specifications.

In Panel C of Table 10, we compare students by funding status which allows us to shed some light on the underlying mechanism behind the observed effect on intentions to leave. Recall that many EU students, especially those with the intention to continue further study upon graduation, worry that they will lose access to grants and/or tuition fee loans as a consequence of the UK's exit. If this is the case, we would expect to find stronger departure intentions amongst EU graduates who are currently being funded. Strikingly, the casual effect of invoking the Article 50 is very large and highly significant on students receiving scholarships and/or loan support. However, the respective casual effect on students without funding (i.e., those who are self-funded or rely on family provisions) is practically zero, with the coefficients being about one-third of the estimated effect size pertaining to funded students. These patterns are consistent with the aforementioned presumption, indicating that the potential loss of student funding from EU sources represents one channel through which the Article 50 notification can affect EU student mobility.

In Panel D of Table 10, the small and insignificant effect of treatment on students with high grade expectations as opposed to the strong deterrent effect on students with low grade expectations is not surprising, perhaps because the Brexit-induced economic shock is much greater for the latter students and they therefore see themselves as less employable in the graduate labour market.

The results, reported in the bottom panel of Table 10, suggest a statistically significant effect of the treatment on students attending the Russell Group institutions, corresponding to about 32-35 percentage point increases in the probability of leaving. In comparison,

¹⁵STEM subject areas as defined by HESA are: Medicine and dentistry; Subjects allied to medicine; Biological sciences; Veterinary science; Agriculture and related subjects; Physical sciences; Mathematical sciences; Computer science; Engineering and technology; and Architecture, building and planning.

the estimated effect on decisions to leave for students studying at a non-Russell Group university is positive, but far from being significant. One explanation for this asymmetric effect is that EU students from more prestigious universities may have a variety of outside options and would be more likely to leave if Britain looks less promising in terms of potential opportunities.

[Insert Table 10 here]

5.4 Further evidence based on the follow-up survey

In this subsection we make use of unique information (namely observed location choices and a new module containing EU referendum questions) in the SoGIS follow-up survey to probe our results further in two aspects.¹⁶ First, we examine the extent to which international students' initial migration intentions as expressed before graduation are mapped into the actual migration behaviour. Second, the follow-up survey provides us with direct qualitative evidence on international student perceptions of the impact of Brexit, allowing us to explore the channels of the deterrent effect of the Article 50 letter on intentions to stay.

Our paper is interested in examining the immediate, short-run effect of the Article 50 notice on student mobility choices. One important aspect would be to understand the extent to which students stick to the migration plans that they have made before graduating. This is because it is possible that, even after a few months, the impact of the Article 50 news on students' effective decision to leave or stay could change if students get more information or a better understanding of the government's plans for Brexit. Fortunately, for participants in the second wave of SoGIS, we can check whether students who expressed their intention to leave eventually have left. Our tabulations show that 84% of all students who in the first wave said that they intended to leave the UK immediately after graduation have eventually left the country, with this figure being as high as 90% when we focus on EU students alone.¹⁷

¹⁶The second wave of the SoGIS was conducted between December 2017 and February 2018. A total of 1,517 wave 1 respondents who had agreed to participate in the follow-up survey were recontacted and 563 students were successfully tracked. See [Falkingham et al. \(2018\)](#) for more details about the SoGIS wave 2 data.

¹⁷Similarly, 80% of all students and 90% of EU students who intended to stay in the UK report that they are still in the UK at the time of the second wave.

While the focus of our paper is on the short-term impact of the Article 50 notification, we are also able to shed some light on its long-run consequences by showing that students' choices largely (despite not entirely) match their intentions.

We now turn to qualitative evidence from the survey on how the EU referendum affected international students' perceptions about the UK. Respondents who agreed that the EU referendum had made the UK a less attractive place to live in for non-UK nationals were asked to identify the reasons. In Table 11 we report the percentage of wave 2 respondents who indicated that certain factor(s) had been important in their stated opinions. We observe that the main reasons for decreased attractiveness of the UK as a living place relate to less welcoming climate, a potentially complex visa process and worse employment opportunities in the UK labour market after the EU referendum. The statistics presented here provide some suggestive evidence of how the triggering of the Brexit process may influence post-study migration choices of international students. Further research is needed to gain a better insight into the channels of the impact of Brexit on international student mobility.

[Insert Table 11 here]

6 Conclusions

This paper provides the first evidence on how Brexit causally impacts the return intentions of EU students in the UK. On 29 March 2017, the UK government officially notified the EU of its intention to leave in a letter handed over to the European Council. This notification follows the EU referendum of 23 June 2016 and starts the two-year Brexit process under Article 50. We take advantage of this salient event as a natural experiment that quasi randomly allocates international students into treatment and control groups.

Using data from a new survey of graduating international students, we find that EU graduating students are significantly more likely than non-EU graduating students to plan on leaving the UK upon graduation immediately after the announcement. Interestingly, results are especially driven by students from the new EU countries and students from the EU14 countries who are undecided about their migration plans. We further show that these

effects are heterogeneous.

As a result of Brexit, EU students face unprecedented worries about future conditions affecting their costs, living standards and employability. Our study suggests that policy-induced uncertainty could have a powerful impact on micro-level decisions. Although the existing rights of EU students remain generally unchanged, they are likely to be different in the longer term, and rational decision makers will incorporate future conditions into current decision-making. This is consistent with the findings in [Handley and Limao \(2015\)](#) for firm's decisions under policy uncertainty.

Our results also add unique and policy relevant evidence on the impact of the Brexit on student mobility decisions. Furthermore, our findings carry relevant implications for other EU migrants in the UK who face more uncertainty, compared to students, in terms of their rights in post-Brexit UK, as well as other EU countries where politicians are calling for referendums in their own countries – a potential domino effect.

Our findings have important policy implications on the attractiveness of the UK for international, in particular, EU students. If the UK aims to continue to attract the best and the brightest, reducing uncertainty both in terms of rights but also economic prospects is vital. Thus, the UK government should take action to minimise the Brexit-induced uncertainties for EU nationals living in the UK by clarifying their rights and entitlements. Moreover, the results are particularly useful in informing policy in European countries where politicians voice support for their own national referendums driven by Brexit inspirations.

References

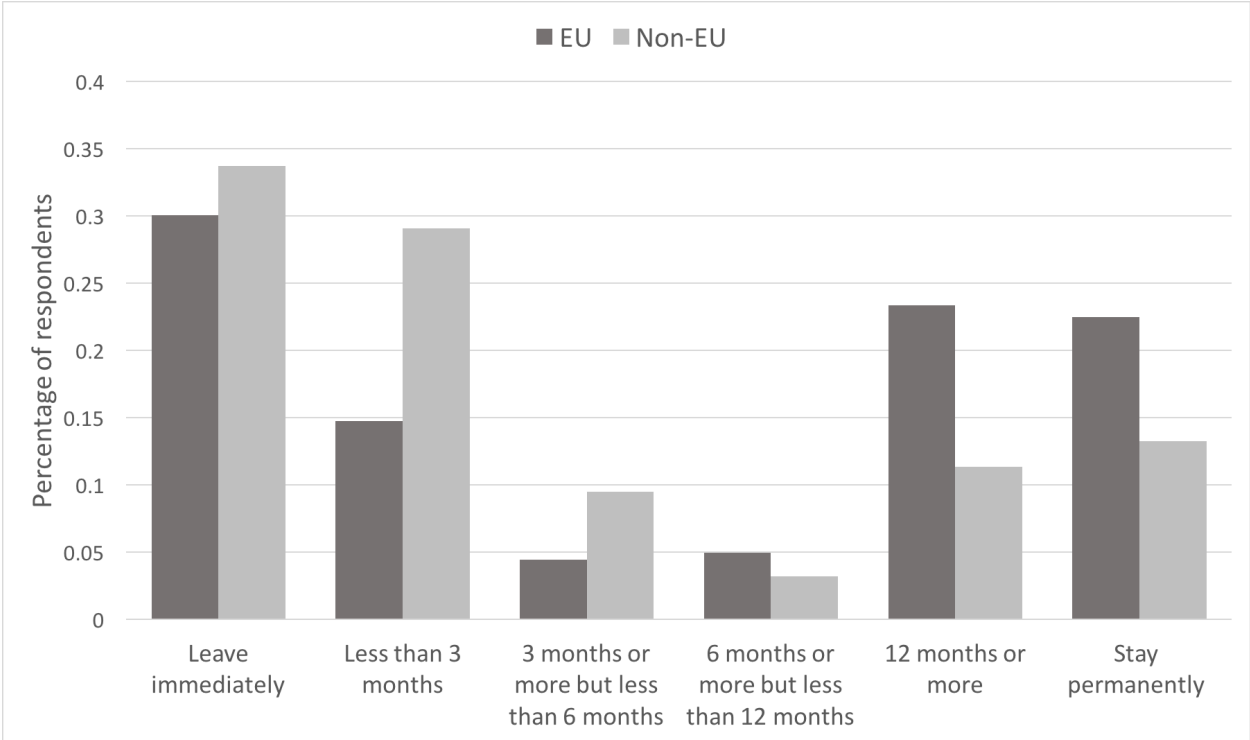
- Bahna, M. (2018). Study choices and returns of international students: On the role of cultural and economic capital of the family. *Population, Space and Place* 24(2), e2082.
- Beine, M., R. Noël, and L. Ragot (2014). Determinants of the international mobility of students. *Economics of Education review* 41, 40–54.
- Bijwaard, G. E. and Q. Wang (2016). Return migration of foreign students. *European Journal of Population* 32(1), 31–54.
- Borjas, G. and B. Bratsberg (1996). Who Leaves? The Outmigration of the Foreign-Born. *The Review of Economics and Statistics* 78(1), 165–76.
- de Coulon, A., D. Radu, and M. Friedrich Steinhardt (2016). Pane e cioccolata: The impact of native attitudes on return migration. *Review of International Economics* 24(2), 253–281.
- Dhingra, S., H. Huang, G. Ottaviano, J. P. Pessoa, T. Sampson, and J. V. Reenen (2017). The costs and benefits of leaving the EU: Trade effects. *Economic Policy* 32(92), 651–705.
- Dhingra, S., G. Ottaviano, T. Sampson, and J. V. Reenen (2016a). The consequences of Brexit for UK trade and living standards. CEP Brexit Analysis No. 2, London: Centre for Economic Performance, London School of Economics.
- Dhingra, S., G. Ottaviano, T. Sampson, and J. V. Reenen (2016b). The impact of Brexit on foreign investment in the UK. CEP Brexit Analysis No. 3, London: Centre for Economic Performance, London School of Economics.
- Djajić, S. and R. Milbourne (1988). A general equilibrium model of guest-worker migration: The source-country perspective. *Journal of international economics* 25(3-4), 335–351.
- Dustmann, C. (1997). Return migration, uncertainty and precautionary savings. *Journal of Development Economics* 52(2), 295–316.

- Dustmann, C., I. Fadlon, and Y. Weiss (2011). Return migration, human capital accumulation and the brain drain. *Journal of Development Economics* 95(1), 58–67.
- Falkingham, J., C. Giuliatti, J. Wahba, and C. Wang (2017). CPC-ONS-UUK Survey of Graduating International Students 2017. Technical report, Southampton: ESRC Centre for Population Change, University of Southampton. Available online at: http://www.cpc.ac.uk/docs/2017_SoGIS_Technical_Report.pdf.
- Falkingham, J., C. Giuliatti, J. Wahba, and C. Wang (2018). CPC-ONS-UUK Survey of Graduating International Students – Wave 2. Technical report, Southampton: ESRC Centre for Population Change, University of Southampton. Available online at: http://www.cpc.ac.uk/docs/2018_SoGIS_Technical_Report%20Wave2.pdf.
- Galor, O. and O. Stark (1991). The probability of return migration, migrants’ work effort, and migrants’ performance. *Journal of Development Economics* 35(2), 399–405.
- González, C. R., R. B. Mesanza, and P. Mariel (2011). The determinants of international student mobility flows: An empirical study on the erasmus programme. *Higher Education* 62(4), 413–430.
- Hainmueller, J. (2012). Entropy balancing for causal effects: A multivariate reweighting method to produce balanced samples in observational studies. *Political Analysis* 20(1), 25–46.
- Handley, K. and N. Limao (2015). Trade and investment under policy uncertainty: Theory and firm evidence. *American Economic Journal: Economic Policy* 7(4), 189–222.
- Haupt, A., T. Krieger, and T. Lange (2016). Competition for the international pool of talent. *Journal of Population Economics* 29(4), 1113–1154.
- Hazen, H. D. and H. C. Alberts (2006). Visitors or immigrants? International students in the United States. *Population, Space and Place* 12(3), 201–216.
- Hill, J. K. (1987). Immigrant decisions concerning duration of stay and migratory frequency. *Journal of development economics* 25(1), 221–234.

- Manacorda, M., A. Manning, and J. Wadsworth (2012). The impact of immigration on the structure of wages: theory and evidence from Britain. *Journal of the European economic association* 10(1), 120–151.
- Moreh, C., D. Mcghee, and A. Vlachantoni (2014). Should I stay or should I go? Strategies of EU citizens living in the UK in the context of the EU referendum. *CPC Briefing Paper 35*. ESRC Centre for Population Change, University of Southampton, Southampton, UK. Available online at: https://eprints.soton.ac.uk/394152/1/BP35_Should_I_stay_or_should_I_go.pdf.
- NIESR (2016). The short term economic impact of leaving the EU. *National Institute Economic Review* 236(1), 108–120.
- OECD (2016). The economic consequences of Brexit: A taxing decision. *OECD Economic Policy Papers*. No. 16, Paris: OECD Publishing.
- Portes, J. (2016). Immigration after Brexit. *National Institute Economic Review* 238(1), R13–R21.
- Rosenzweig, M. R., D. A. Irwin, and J. G. Williamson (2006). Global wage differences and international student flows [with comments and discussion]. In *Brookings trade forum*, pp. 57–96. JSTOR.
- Wadsworth, J., S. Dhingra, G. Ottaviano, and J. V. Reenen (2016). Brexit and the impact of immigration on the UK. CEP Brexit Analysis No. 5, London: Centre for Economic Performance, London School of Economics.
- Wahba, J. (2014). Return migration and economic development,. In *International Handbook on Migration and Economic Development*, Robert E. B. Lucas, (ed.), Edward Elgar Publishing Ltd.
- Yang, D. (2006). Why do migrants return to poor countries? Evidence from Philippine migrants' responses to exchange rate shocks. *The Review of Economics and Statistics* 88(4), 715–735.

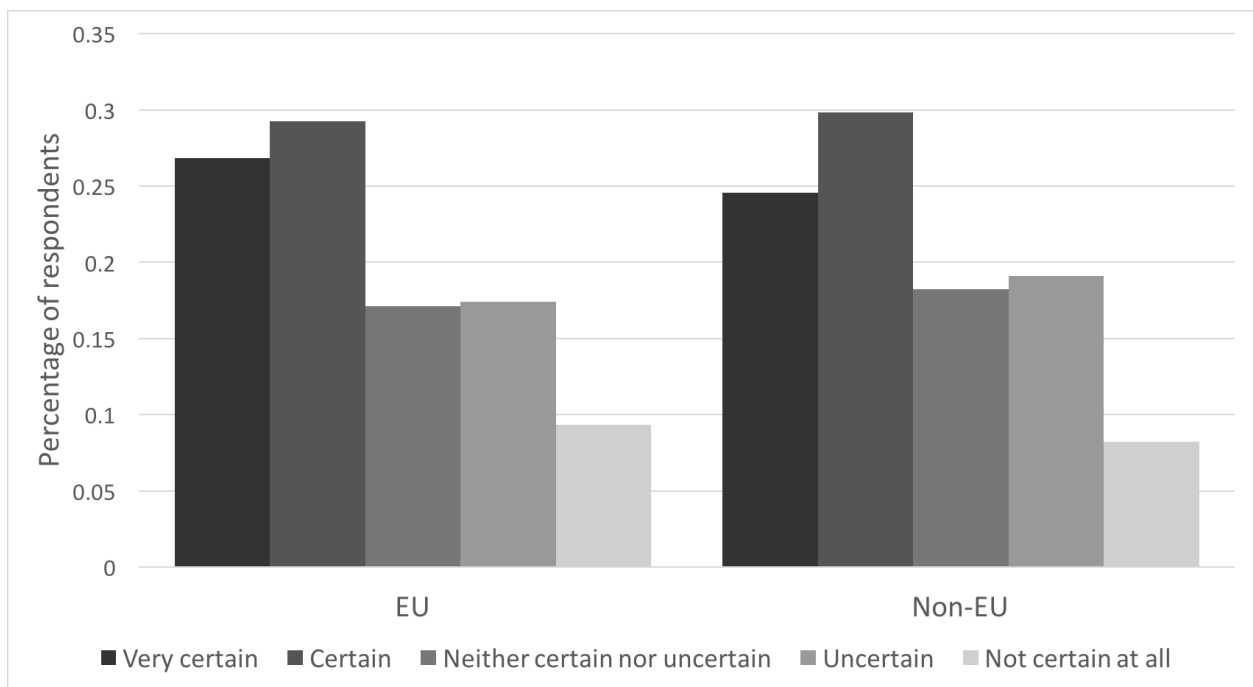
Figures and Tables

Figure 1: Intention to Stay in / Leave the UK.



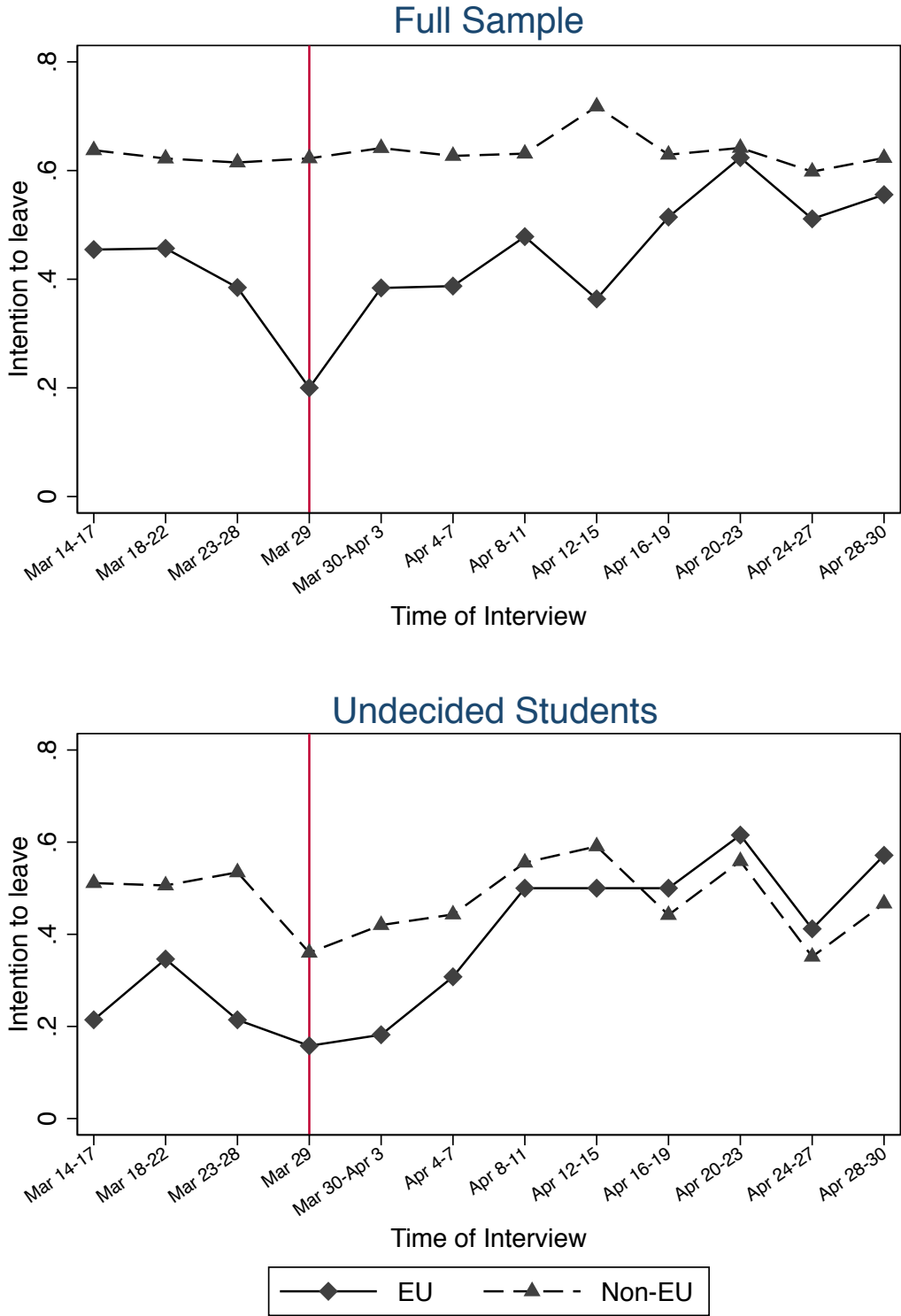
Source: SoGIS wave 1.

Figure 2: Degree of Migration Intentions' Decisiveness.



Source: SoGIS wave 1.

Figure 3: Intentions to Leave.



Notes: The underlying data sources and sample choices are described in Section 4. The average intention to leave the UK is plotted for the treated students and the control students. The red vertical line indicates the date of the Article 50 notification (March 29, 2017).

Table 1: Summary Statistics – Full Sample

	<u>EU students</u>			<u>Non-EU students</u>		
	Pre- A50	Post- A50	Diff. (2)-(1)	Pre- A50	Post- A50	Diff. (4)-(3)
	(1)	(2)	(2)-(1)	(3)	(4)	(4)-(3)
<i>Dependent variable</i>						
Intention to leave	0.40	0.48	0.08**	0.62	0.63	0.02
<i>Student background</i>						
Age	25.06	24.87	-0.19	26.73	26.35	-0.38
Gender: Male = 1	0.35	0.33	-0.02	0.38	0.38	-0.01
Gender: Female = 1	0.63	0.66	0.02	0.61	0.61	0.00
Gender: Other/missing = 1	0.02	0.01	-0.01	0.01	0.01	0.01
Single	0.91	0.93	0.02	0.81	0.85	0.04**
Works whilst studying	0.37	0.35	-0.02	0.23	0.24	0.01
Length of stay in the UK (years)	2.47	2.40	-0.07	1.93	1.92	-0.01
Undergraduate	0.38	0.36	-0.02	0.28	0.26	-0.02
Postgraduate	0.48	0.46	-0.02	0.66	0.66	-0.01
Very good health	0.47	0.46	-0.01	0.42	0.39	-0.03
<i>Subjects of study</i>						
Medicine & health sciences	0.09	0.08	-0.01	0.09	0.08	-0.01
Natural sciences	0.17	0.14	-0.02	0.10	0.11	0.01
Mathematics & computer sciences	0.06	0.04	-0.02	0.04	0.05	0.01
Engineering & technology	0.08	0.08	-0.00	0.13	0.10	-0.03**
Social sciences & education	0.41	0.39	-0.02	0.47	0.47	0.01
Art & humanities	0.17	0.24	0.08***	0.14	0.16	0.02
Combined	0.03	0.03	0.00	0.03	0.03	-0.00
<i>School characteristics</i>						
Russell Group	0.33	0.60	0.27***	0.50	0.69	0.19***
Observations	333	562		815	1,347	

SOURCE.—SoGIS wave 1.

NOTES.—The table contains sample means, broken down on whether the student is an EU or non-EU citizen. The summary statistics for the full list of universities are not reported due to confidentiality reasons.

*/**/*** indicate difference in means between the two groups is statistically significant at the 0.1/0.05/0.01 level.

Table 2: Summary Statistics – Sample of Undecided Students.

	<u>EU students</u>			<u>Non-EU students</u>		
	Pre- A50 (1)	Post- A50 (2)	Diff. (2)-(1)	Pre- A50 (3)	Post- A50 (4)	Diff. (4)-(3)
<i>Dependent variable</i>						
Intention to leave	0.24	0.39	0.15**	0.50	0.46	-0.03
<i>Student background</i>						
Age	25.47	24.45	-1.02**	26.27	26.19	-0.08
Male	0.36	0.29	-0.07	0.33	0.38	0.04
Female	0.61	0.70	0.09	0.66	0.61	-0.04
Gender: Other/missing = 1	0.03	0.01	-0.02	0.01	0.01	0.00
Single	0.92	0.98	0.06**	0.85	0.91	0.06**
Works whilst studying	0.34	0.30	-0.05	0.26	0.26	0.00
Length of stay in the UK (years)	2.12	2.27	0.15	1.91	1.98	0.07
Undergraduate	0.36	0.38	0.03	0.25	0.25	-0.00
Postgraduate	0.53	0.48	-0.05	0.68	0.70	0.02
Very good health	0.45	0.47	0.02	0.36	0.37	0.01
<i>Subjects of study</i>						
Medicine & health sciences	0.13	0.08	-0.05	0.06	0.07	0.01
Natural sciences	0.17	0.13	-0.04	0.10	0.11	0.01
Mathematics & computer science	0.09	0.04	-0.06*	0.04	0.06	0.02
Engineering & technology	0.08	0.05	-0.03	0.15	0.08	-0.07**
Social sciences & education	0.38	0.36	-0.02	0.46	0.48	0.02
Art & humanities	0.14	0.32	0.18***	0.14	0.19	0.04
Combined	0.01	0.03	0.02	0.05	0.02	-0.03**
<i>School characteristics</i>						
Russell Group	0.32	0.60	0.28***	0.56	0.71	0.15***
Observations	87	141		212	378	

SOURCE.—SoGIS wave 1.

NOTES.—The table contains sample means, broken down on whether the student is an EU or non-EU citizen. Sample restricted to students who are undecided about their post-study migration intentions. The summary statistics for the full list of universities are not reported due to confidentiality reasons.

*/**/*** indicate difference in means between the two groups is statistically significant at the 0.1/0.05/0.01 level.

Table 3: Estimates of the Effect of Brexit Notification on Return Intentions.

<i>Dependent Variable: Intention to leave the UK after graduation</i>						
	Full Sample			Undecided Students		
	(1)	(2)	(3)	(4)	(5)	(6)
EU × Post	0.061 (0.046)	0.053 (0.036)	0.072** (0.036)	0.184** (0.078)	0.162** (0.066)	0.180*** (0.064)
EU	-0.214*** (0.043)	-0.184*** (0.044)	-0.192*** (0.042)	-0.254*** (0.057)	-0.258*** (0.062)	-0.226*** (0.062)
Post	0.015 (0.020)	0.011 (0.023)	0.026 (0.028)	-0.035 (0.045)	-0.023 (0.044)	0.063 (0.046)
Age		0.002 (0.002)	0.001 (0.002)		-0.004 (0.004)	-0.001 (0.004)
Female		-0.016 (0.067)	-0.046 (0.072)		0.056 (0.108)	0.022 (0.114)
Male		0.017 (0.066)	-0.015 (0.071)		0.032 (0.111)	-0.010 (0.123)
Single		-0.030 (0.025)	-0.019 (0.026)		-0.043 (0.049)	-0.019 (0.051)
Works whilst studying		-0.133*** (0.016)	-0.141*** (0.016)		-0.078** (0.032)	-0.060* (0.033)
Length of stay in the UK (years)		-0.040*** (0.006)	-0.040*** (0.006)		-0.038*** (0.009)	-0.032*** (0.009)
Undergraduate		-0.234*** (0.035)	-0.244*** (0.030)		-0.262*** (0.074)	-0.270*** (0.072)
Postgraduate		-0.232*** (0.037)	-0.221*** (0.036)		-0.314*** (0.059)	-0.303*** (0.055)
Very good health		-0.034* (0.018)	-0.034* (0.018)		-0.021 (0.035)	-0.011 (0.035)
Mean of dep. var.	0.57	0.57	0.57	0.43	0.43	0.43
R^2	.028	.105	.13	.023	.083	.169
Observations	3,057	3,057	3,057	818	818	818
Number of clusters	45	45	45	45	45	45
Background controls	No	Yes	Yes	No	Yes	Yes
Subject FE	No	No	Yes	No	No	Yes
University FE	No	No	Yes	No	No	Yes

SOURCE.—SoGIS wave 1.

NOTES.—The table reports results from difference-in-differences specifications estimated by OLS. Columns (1)-(3) use the full sample of students, while columns (4)-(6) restrict the analysis to the subsample of students who are uncertain about their post-study migration intentions. Columns (3) and (6) include subject fixed effects and university fixed effects.

Robust standard errors in parentheses are clustered at the university level.

Significance levels: * $p < 0.1$, ** $p < 0.05$, *** $p < 0.01$.

Table 4: Effect of Article 50 on Decisiveness.

<i>Dep. Var.: Dummy for being undecided</i>		
	(1)	(2)
EU × Post	−0.031 (0.038)	−0.045 (0.038)
EU	0.001 (0.036)	0.003 (0.040)
Post	0.021 (0.016)	0.026 (0.023)
R^2	.001	.032
Observations	3,057	3,057
Background controls	No	Yes
Subject FE	No	Yes
University FE	No	Yes

SOURCE.—SoGIS wave 1.

NOTES.—The dependent variable is a dummy indicating whether the student feels undecided about their post-study migration plans. Column (2) includes student background controls, subject fixed effects and university fixed effects. Student background variables used as controls include age, gender dummies, marital status, a dummy for whether the student is working alongside study, length of stay in the UK, dummy indicators for programme of study, and health status.

Robust standard errors in parentheses are clustered at the university level.

Significance levels: * $p < 0.1$, ** $p < 0.05$, *** $p < 0.01$.

Table 5: Placebo Difference-in-Differences.

	Pseudo cut-off date: March 19, 2017				Pseudo outcome: Participate in prize draw			
	Full Sample		Undecided Students		Full Sample		Undecided Students	
	(1)	(2)	(3)	(4)	(5)	(6)	(7)	(8)
EU × Post	-0.108 (0.070)	-0.086 (0.077)	-0.022 (0.168)	0.157 (0.136)	-0.037 (0.034)	-0.022 (0.033)	-0.046 (0.070)	-0.069 (0.079)
EU	-0.131* (0.068)	-0.130 (0.083)	-0.237 (0.153)	-0.347*** (0.114)	0.009 (0.028)	-0.002 (0.028)	-0.008 (0.063)	0.011 (0.065)
Post	-0.011 (0.026)	-0.050 (0.050)	-0.006 (0.106)	-0.193 (0.185)	0.005 (0.028)	-0.075*** (0.026)	-0.003 (0.044)	-0.063 (0.065)
R^2	.041	.139	.055	.225	.001	.057	.003	.115
Observations	1,148	1,148	299	299	2,822	2,822	747	747
Background controls	No	Yes	No	Yes	No	Yes	No	Yes
Subject FE	No	Yes	No	Yes	No	Yes	No	Yes
University FE	No	Yes	No	Yes	No	Yes	No	Yes

SOURCE.—SoGIS wave 1.

NOTES.—The table reports difference-in-differences estimates of the pseudo treatment effect. The dependent variable is a dummy for whether the student intends to leave the UK after graduation (columns 1-4) and for whether the student wishes to take part in the survey prize draw (columns 5-8). In columns (1)-(4) only data preceding the cut-off date of the Article 50 notification are used, and the *Post* dummy is set equal to one from 20 March 2017 to 29 March 2017. Columns (1), (2), (5) and (6) use the full sample of students, while columns (3), (4), (7) and (8) restrict the analysis to the subsample of students who are uncertain about their post-study migration intentions. The even columns include student background controls, subject fixed effects and university fixed effects. Student background variables used as controls include age, gender dummies, marital status, a dummy for whether the student is working alongside study, length of stay in the UK, dummy indicators for programme of study, and health status.

Robust standard errors in parentheses are clustered at the university level.

Significance levels: * $p < 0.1$, ** $p < 0.05$, *** $p < 0.01$.

Table 6: Robustness Checks: Weighted Estimates.

<i>Dependent Variable: Intention to leave the UK after graduation</i>			
	Naive DID (benchmark)	DID with PS weighting	DID with entropy balancing
	(1)	(2)	(3)
A. Full Sample			
EU × Post	0.072** (0.036)	0.076** (0.035)	0.076** (0.035)
R^2	.13	.169	.177
Observations	3,057	3,057	3,057
B. Undecided Students			
EU × Post	0.180*** (0.064)	0.147** (0.073)	0.230** (0.087)
R^2	.169	.244	.257
Observations	818	818	818
Background controls	Yes	Yes	Yes
Subject FE	Yes	Yes	Yes
University FE	Yes	Yes	Yes

SOURCE.—SoGIS wave 1.

NOTES.—The table reports the estimated treatment effect from four separate difference-in-differences specifications estimated by OLS controlling for the standard set of student background variables and fixed effects as in the original DID regressions in the main specification.

Col 1: simple difference-in-differences without matching/reweighting, corresponding to the main specification in the last column of Table 3;

Col 2: propensity score weighted difference-in-differences, with propensity score weights estimated separately at each time point;

Col 3: entropy weighted difference-in-differences, with entropy weights estimated separately at each time point.

Robust standard errors in parentheses are clustered at the university level.

Significance levels: * $p < 0.1$, ** $p < 0.05$, *** $p < 0.01$.

Table 7: Robustness Checks: Difference-in-Difference-in-Differences.

<i>Dep. Var.: Intention to leave the UK after graduation</i>		
	(1)	(2)
EU × Post × Undecided	0.174** (0.080)	0.168** (0.075)
EU × Post	0.010 (0.047)	0.020 (0.040)
Post × Undecided	-0.074 (0.048)	-0.054 (0.046)
EU × Undecided	-0.055 (0.073)	-0.064 (0.070)
EU	-0.199*** (0.053)	-0.175*** (0.048)
Post	0.039* (0.021)	0.047 (0.028)
Undecided	-0.163*** (0.041)	-0.162*** (0.039)
R^2	.06	.158
Observations	3,057	3,057
Background controls	No	Yes
Subject FE	No	Yes
University FE	No	Yes

SOURCE.—SoGIS wave 1.

NOTES.—The table reports results from difference-in-difference-in-differences specifications estimated by OLS. Column (2) includes student background controls, subject fixed effects and university fixed effects. Student background variables used as controls include age, gender dummies, marital status, a dummy for whether the student is working alongside study, length of stay in the UK, dummy indicators for programme of study, and health status.

Robust standard errors in parentheses are clustered at the university level.

Significance levels: * $p < 0.1$, ** $p < 0.05$, *** $p < 0.01$.

Table 8: Robustness Checks: Excluding the Day of Article 50 Notification.

<i>Dependent Variable: Intention to leave the UK after graduation</i>						
	Full Sample			Undecided Students		
	(1)	(2)	(3)	(4)	(5)	(6)
EU × Post	0.031 (0.047)	0.019 (0.036)	0.039 (0.036)	0.178** (0.082)	0.146** (0.071)	0.187*** (0.066)
EU	-0.183*** (0.043)	-0.152*** (0.043)	-0.161*** (0.041)	-0.249*** (0.064)	-0.241*** (0.069)	-0.232*** (0.070)
Post	0.018 (0.022)	0.014 (0.024)	0.038 (0.032)	-0.053 (0.046)	-0.040 (0.045)	0.044 (0.051)
Mean of dep. var.	0.58	0.58	0.58	0.44	0.44	0.44
R^2	.023	.101	.128	.019	.08	.166
Observations	2,926	2,926	2,926	774	774	774
Number of clusters	45	45	45	45	45	45
Background controls	No	Yes	Yes	No	Yes	Yes
Subject FE	No	No	Yes	No	No	Yes
University FE	No	No	Yes	No	No	Yes

SOURCE.—SoGIS wave 1.

NOTES.—The table reports results from difference-in-differences specifications estimated by OLS. Columns (1)-(3) use the full sample of students excluding those who were interviewed on 29 March 2017, while columns (4)-(6) further restrict the analysis to the subsample of students who are uncertain about their post-study migration intentions. Columns (3) and (6) include subject fixed effects and university fixed effects. Robust standard errors in parentheses are clustered at the university level.

Significance levels: * $p < 0.1$, ** $p < 0.05$, *** $p < 0.01$.

Table 9: Heterogeneity: EU Nationality Groups.

<i>Dependent Variable: Intention to leave the UK after graduation</i>						
	Difference-in-differences				Triple differences	
	Full Sample		Undecided Students		(5)	(6)
	(1)	(2)	(3)	(4)		
A. All EU						
EU × Post	0.061 (0.046)	0.072** (0.036)	0.184** (0.078)	0.180*** (0.064)		
EU × Post × Uncertain					0.174** (0.080)	0.168** (0.075)
R^2	.028	.13	.023	.169	.06	.158
Observations	3,057	3,057	818	818	3,057	3,057
B. New EU						
New EU × Post	0.141*** (0.042)	0.150*** (0.046)	0.235** (0.113)	0.213 (0.138)		
New EU × Post × Uncertain					0.136 (0.134)	0.169 (0.163)
R^2	.046	.127	.03	.176	.081	.158
Observations	2,382	2,382	634	634	2,382	2,382
C. EU14						
EU14 × Post	0.023 (0.057)	0.037 (0.045)	0.155* (0.086)	0.146** (0.067)		
EU14 × Post × Uncertain					0.188** (0.076)	0.175** (0.066)
R^2	.011	.114	.011	.17	.047	.145
Observations	2,837	2,837	774	774	2,837	2,837
Background controls	No	Yes	No	Yes	No	Yes
Subject FE	No	Yes	No	Yes	No	Yes
University FE	No	Yes	No	Yes	No	Yes

SOURCE.—SoGIS wave 1.

NOTES.—The table reports the estimated treatment effect from difference-in-differences (columns 1-4) and triple differences (columns 5-6) specifications estimated by OLS. The even columns include student background controls, subject fixed effects and university fixed effects. Student background variables used as controls include age, gender dummies, marital status, a dummy for whether the student is working alongside study, length of stay in the UK, dummy indicators for programme of study, and health status.

Robust standard errors in parentheses are clustered at the university level.

Significance levels: * $p < 0.1$, ** $p < 0.05$, *** $p < 0.01$.

Table 10: Heterogeneity: Student and School Characteristics.

<i>Dependent Variable: Intention to leave the UK after graduation</i>				
	DID	DDD	DID	DDD
	(1)	(2)	(3)	(4)
A: Age				
	Age 18-24		Age 24+	
Treatment effect	0.070 (0.125)	0.121 (0.131)	0.255*** (0.087)	0.202** (0.088)
R^2	.236	.211	.217	.155
Observations	368	1,388	450	1,669
B: Fields of study				
	Non-STEM		STEM	
Treatment effect	0.262*** (0.016)	0.225*** (0.022)	0.065 (0.190)	0.081 (0.121)
R^2	.208	.168	.277	.182
Observations	518	1,921	300	1,136
C: Sources of funding				
	No grants/loans		With grants/loans	
Treatment effect	0.101 (0.102)	0.103 (0.095)	0.293** (0.119)	0.313** (0.133)
R^2	.211	.164	.296	.216
Observations	501	1,688	317	1,369
D: Expected final grade				
	Low		High	
Treatment effect	0.242*** (0.084)	0.232** (0.094)	-0.100 (0.138)	0.038 (0.129)
R^2	.221	.165	.344	.217
Observations	606	2,249	212	807
E: Type of university				
	Non-Russell Group		Russell Group	
Treatment effect	0.062 (0.104)	0.068 (0.103)	0.350*** (0.088)	0.316** (0.103)
R^2	.258	.193	.131	.137
Observations	319	1,283	499	1,774
Background controls	Yes	Yes	Yes	Yes
Subject FE	Yes	Yes	Yes	Yes
University FE	Yes	Yes	Yes	Yes

SOURCE.—SoGIS wave 1.

NOTES.—Each cell reports the estimated treatment effect from difference-in-differences (columns 1 and 3) and triple differences (columns 2 and 4) specifications estimated by OLS controlling for the standard set of student background variables and fixed effects.

The DID estimation is based on the subsample of students who are uncertain about their post-study migration intentions.

Robust standard errors in parentheses are clustered at the university level in Panel A , C, D and E.

Robust standard errors in parentheses are clustered at the subject level in Panel B.

Significance levels: * $p < 0.1$, ** $p < 0.05$, *** $p < 0.01$.

Table 11: Reasons for UK's Decreased Attractiveness.

	Full Sample	Undecided Students
	(1)	(2)
Less welcoming climate	0.76 (0.43)	0.75 (0.44)
Complex visa process	0.66 (0.48)	0.62 (0.49)
Worse employment prospects	0.64 (0.48)	0.62 (0.49)
Reduced ethnic diversity	0.31 (0.47)	0.33 (0.48)
Reduced social cohesion	0.52 (0.50)	0.42 (0.50)
UK will be weaker in Europe	0.57 (0.50)	0.54 (0.51)
Other reasons	0.01 (0.10)	0.04 (0.20)
Observations	99	24

SOURCE.—SoGIS wave 2.

NOTES.—The statistics are based on all respondents from the follow-up survey who agreed that the EU referendum had made the UK a less attractive place to live in for non-UK nationals. Column (2) further restricts the sample to respondents who were uncertain about their future plans in wave 1. The table shows percentage of respondents who indicate that a particular reason led them to hold the opinion.

Appendix A The Article 50 Letter¹⁸

To provide a brief background, Article 50 of the Treaty on European Union (TEU)¹⁹ is the only legal mechanism by which a member state can withdraw from the European Union. The main parts of the Treaty say as follows:

Paragraph 1: “Any Member State may decide to withdraw from the Union in accordance with its own constitutional requirements.”

Paragraph 2: “A Member State which decides to withdraw shall notify the European Council of its intention [. . .] the Union shall negotiate and conclude an agreement with that State, setting out the arrangements for its withdrawal, taking account of the framework for its future relationship with the Union.”

Paragraph 3: “The Treaties shall cease to apply to the State in question from the date of entry into force of the withdrawal agreement or, failing that, two years after the notification referred to in paragraph 2, unless the European Council, in agreement with the Member State concerned, unanimously decides to extend this period.”

Indeed, no country had ever invoked Article 50 TEU until 29 March 2017, when the British Prime Minister Theresa May triggered it with a six-page letter sent to the President of the European Council Donald Tusk, formally launching the two-year exit negotiation process (see Figure A.1). Despite a clear referendum result, there exists no prior legislation as to how and when this result will be implemented. In such a precarious context, the official notice under Article 50 becomes crucial. It is the first step in the three-phase Brexit model²⁰ and a cut-off point at which an initial deadline for the UK’s departure from the EU is set, i.e., 29 March 2019. It is also a point of “no return” – after triggering Article 50, the UK should act on the assumption that it cannot unilaterally retract unless all member states agree to its revocation.

¹⁸In the paper, we use the two terms “Article 50 letter” and “Brexit letter” interchangeably.

¹⁹Article 50 was inserted into the Treaty on European Union by the Treaty of Lisbon, which came into force in December 2009.

²⁰The process of Brexit is complex and lengthy, which can be broken down into three phases. The first phase is the triggering of Article 50. The second phase is the negotiation process *per se*. The third and final phase will be agreement to the withdrawal package and the “new relationship” that are negotiated.

Figure A.1: The First Page of Theresa May's Article 50 Notification Letter.



10 DOWNING STREET
LONDON SW1A 2AA

THE PRIME MINISTER

29 March 2017

Dear President Tusk

On 23 June last year, the people of the United Kingdom voted to leave the European Union. As I have said before, that decision was no rejection of the values we share as fellow Europeans. Nor was it an attempt to do harm to the European Union or any of the remaining member states. On the contrary, the United Kingdom wants the European Union to succeed and prosper. Instead, the referendum was a vote to restore, as we see it, our national self-determination. We are leaving the European Union, but we are not leaving Europe – and we want to remain committed partners and allies to our friends across the continent.

Earlier this month, the United Kingdom Parliament confirmed the result of the referendum by voting with clear and convincing majorities in both of its Houses for the European Union (Notification of Withdrawal) Bill. The Bill was passed by Parliament on 13 March and it received Royal Assent from Her Majesty The Queen and became an Act of Parliament on 16 March.

Today, therefore, I am writing to give effect to the democratic decision of the people of the United Kingdom. I hereby notify the European Council in accordance with Article 50(2) of the Treaty on European Union of the United Kingdom's intention to withdraw from the European Union. In addition, in accordance with the same Article 50(2) as applied by Article 106a of the Treaty Establishing the European Atomic Energy Community, I hereby notify the European Council of the United Kingdom's intention to withdraw from the European Atomic Energy Community. References in this letter to the European Union should therefore be taken to include a reference to the European Atomic Energy Community.

Appendix B

Table B.1: Estimates of the Effect of Brexit Notification on Return Intentions – Decisive Students.

<i>Dependent Variable: Intention to leave the UK after graduation</i>			
	(1)	(2)	(3)
EU × Post	0.010 (0.047)	0.001 (0.039)	0.021 (0.038)
EU	−0.199*** (0.053)	−0.152*** (0.048)	−0.166*** (0.045)
Post	0.039* (0.021)	0.030 (0.022)	0.016 (0.026)
Age		0.003 (0.003)	0.003 (0.003)
Female		−0.065 (0.076)	−0.081 (0.086)
Male		−0.015 (0.075)	−0.032 (0.084)
Single		0.005 (0.028)	0.009 (0.028)
Works whilst studying		−0.146*** (0.022)	−0.158*** (0.024)
Length of stay in the UK (years)		−0.042*** (0.007)	−0.043*** (0.006)
Undergraduate		−0.216*** (0.035)	−0.227*** (0.033)
Postgraduate		−0.181*** (0.042)	−0.174*** (0.042)
Very good health		−0.044** (0.017)	−0.050*** (0.017)
Mean of dep. var.	0.63	0.63	0.63
R^2	.035	.125	.151
Observations	2,239	2,239	2,239
Number of clusters	45	45	45
Background controls	No	Yes	Yes
Subject FE	No	No	Yes
University FE	No	No	Yes

SOURCE.—SoGIS wave 1.

NOTES.—The table reports results from difference-in-differences specifications estimated by OLS. We restrict the analysis to the subsample of students who are certain about their post-study migration intentions. Column (3) includes subject fixed effects and university fixed effects.

Robust standard errors in parentheses are clustered at the university level.

Significance levels: * $p < 0.1$, ** $p < 0.05$, *** $p < 0.01$.

Table B.2: Balancing Tests Before the Notification of Article 50.

	Treated students	Control students			Unweighted difference
		Raw	PS	EB	
	(1)	(2)	(3)	(4)	(5)
A. Full Sample					
Age	25.06	26.73	24.79	25.07	-1.67***
Gender: Male = 1	0.35	0.38	0.34	0.35	-0.04
Gender: Female = 1	0.63	0.61	0.64	0.63	0.03
Single	0.91	0.81	0.92	0.91	0.10***
Works whilst studying	0.37	0.23	0.37	0.37	0.14***
Length of stay in the UK (years)	2.47	1.93	2.36	2.49	0.54***
Undergraduate	0.38	0.28	0.38	0.38	0.09***
Postgraduate	0.48	0.66	0.46	0.48	-0.18***
Very good health	0.47	0.42	0.49	0.47	0.05*
Medicine & health sciences	0.09	0.09	0.08	0.09	-0.00
Natural sciences	0.17	0.10	0.18	0.17	0.06***
Mathematics & computer science	0.06	0.04	0.07	0.06	0.03*
Engineering & technology	0.08	0.13	0.07	0.08	-0.05***
Social sciences & education	0.41	0.47	0.40	0.41	-0.06*
Art & humanities	0.17	0.14	0.16	0.17	0.03
Russell Group	0.33	0.50	0.31	0.33	-0.17***
Observations	333		815		
B. Undecided Students					
Age	25.47	26.27	25.37	25.42	-0.80*
Gender: Male = 1	0.36	0.33	0.37	0.36	0.02*
Gender: Female = 1	0.61	0.66	0.62	0.61	-0.05*
Single	0.92	0.85	0.92	0.92	0.07*
Works whilst studying	0.34	0.26	0.32	0.34	0.08*
Length of stay in the UK (years)	2.12	1.91	2.07	2.14	0.21*
Undergraduate	0.36	0.25	0.34	0.37	0.10**
Postgraduate	0.53	0.68	0.52	0.52	-0.16***
Very good health	0.45	0.36	0.46	0.44	0.09*
Medicine & health sciences	0.13	0.06	0.13	0.12	0.07***
Natural sciences	0.17	0.10	0.17	0.18	0.07*
Mathematics & computer science	0.09	0.04	0.08	0.09	0.05**
Engineering & technology	0.08	0.15	0.08	0.08	-0.07*
Social sciences & education	0.38	0.46	0.39	0.37	-0.08*
Art & humanities	0.14	0.14	0.13	0.14	-0.00*
Russell Group	0.32	0.56	0.29	0.32	-0.23***
Observations	87		212		

SOURCE.—SoGIS wave 1.

NOTES.—The table reports summary statistics for the pre-A50 period. Panel A refers to all international students and Panel B refers to the subsample of students who are uncertain about their post-study migration intentions. The means of the key control variables are reported for EU students, for non-EU students before reweighting, and for non-EU students after reweighting. The control group is reweighted to match the covariate moments in the treatment group. Columns (3) and (4) report the means for the reweighted control group according to the propensity score weighting method and entropy balancing, respectively. The last column shows the difference in means between treated and control students before reweighting. The reference category of the dummy variables: “Gender: Other/missing” and “Subject of study: Combined” are excluded from balancing because of collinearity.

*/**/** indicate difference in means between the two groups is statistically significant at the 0.1/0.05/0.01 level.

Table B.3: Balancing Tests After the Notification of Article 50.

	Treated students (1)	Control students			Unweighted difference (5)
		Raw (2)	PS (3)	EB (4)	
A. Full Sample					
Age	24.87	26.35	24.50	24.89	-1.48***
Gender: Male = 1	0.33	0.38	0.31	0.34	-0.04*
Gender: Female = 1	0.66	0.61	0.68	0.66	0.05**
Single	0.93	0.85	0.98	0.93	0.08***
Works whilst studying	0.35	0.24	0.28	0.35	0.12***
Length of stay in the UK (years)	2.40	1.92	2.33	2.35	0.48***
Undergraduate	0.36	0.26	0.38	0.36	0.09***
Postgraduate	0.46	0.66	0.50	0.46	-0.19***
Very good health	0.46	0.39	0.47	0.47	0.08***
Medicine & health sciences	0.08	0.08	0.08	0.08	0.00
Natural sciences	0.14	0.11	0.13	0.14	0.03**
Mathematics & computer science	0.04	0.05	0.04	0.04	-0.01
Engineering & technology	0.08	0.10	0.06	0.08	-0.03*
Social sciences & education	0.39	0.47	0.36	0.39	-0.08***
Art & humanities	0.24	0.16	0.30	0.24	0.08***
Russell Group	0.60	0.69	0.58	0.60	-0.09***
Observations	562		1,347		
B. Undecided Students					
Age	24.45	26.19	24.50	24.44	-1.75***
Gender: Male = 1	0.29	0.38	0.31	0.28	-0.08*
Gender: Female = 1	0.70	0.61	0.68	0.70	0.08*
Single	0.98	0.91	0.98	0.98	0.07***
Works whilst studying	0.30	0.26	0.28	0.30	0.03
Length of stay in the UK (years)	2.27	1.98	2.33	2.27	0.29
Undergraduate	0.38	0.25	0.38	0.38	0.13***
Postgraduate	0.48	0.70	0.50	0.49	-0.22***
Very good health	0.47	0.37	0.47	0.46	0.10**
Medicine & health sciences	0.08	0.07	0.08	0.08	0.01
Natural sciences	0.13	0.11	0.13	0.13	0.02
Mathematics & computer science	0.04	0.06	0.04	0.04	-0.02
Engineering & technology	0.05	0.08	0.06	0.05	-0.03
Social sciences & education	0.36	0.48	0.36	0.37	-0.12**
Art & humanities	0.32	0.19	0.30	0.31	0.13***
Russell Group	0.60	0.71	0.58	0.61	-0.11**
Observations	141		378		

SOURCE.—SoGIS wave 1.

NOTES.—The table reports summary statistics for the post-A50 period. Panel A refers to all international students and Panel B refers to the subsample of students who are uncertain about their post-study migration intentions. The means of the key control variables are reported for EU students, for non-EU students before reweighting, and for non-EU students after reweighting. The control group is reweighted to match the covariate moments in the treatment group. Columns (3) and (4) report the means for the reweighted control group according to the propensity score weighting method and entropy balancing, respectively. The last column shows the difference in means between treated and control students before reweighting. The reference category of the dummy variables: “Gender: Other/missing” and “Subject of study: Combined” are excluded from balancing because of collinearity.

*/**/** indicate difference in means between the two groups is statistically significant at the 0.1/0.05/0.01 level.