

Buckenmaier, Johannes; Dimant, Eugen; Mittone, Luigi

Working Paper

Effects of institutional history and leniency on collusive corruption and tax evasion

Working Paper, No. 295

Provided in Cooperation with:

Department of Economics, University of Zurich

Suggested Citation: Buckenmaier, Johannes; Dimant, Eugen; Mittone, Luigi (2018) : Effects of institutional history and leniency on collusive corruption and tax evasion, Working Paper, No. 295, University of Zurich, Department of Economics, Zurich, <https://doi.org/10.5167/uzh-152867>

This Version is available at:

<https://hdl.handle.net/10419/192904>

Standard-Nutzungsbedingungen:

Die Dokumente auf EconStor dürfen zu eigenen wissenschaftlichen Zwecken und zum Privatgebrauch gespeichert und kopiert werden.

Sie dürfen die Dokumente nicht für öffentliche oder kommerzielle Zwecke vervielfältigen, öffentlich ausstellen, öffentlich zugänglich machen, vertreiben oder anderweitig nutzen.

Sofern die Verfasser die Dokumente unter Open-Content-Lizenzen (insbesondere CC-Lizenzen) zur Verfügung gestellt haben sollten, gelten abweichend von diesen Nutzungsbedingungen die in der dort genannten Lizenz gewährten Nutzungsrechte.

Terms of use:

Documents in EconStor may be saved and copied for your personal and scholarly purposes.

You are not to copy documents for public or commercial purposes, to exhibit the documents publicly, to make them publicly available on the internet, or to distribute or otherwise use the documents in public.

If the documents have been made available under an Open Content Licence (especially Creative Commons Licences), you may exercise further usage rights as specified in the indicated licence.



**University of
Zurich** ^{UZH}

University of Zurich
Department of Economics

Working Paper Series
ISSN 1664-7041 (print)
ISSN 1664-705X (online)

Working Paper No. 295

Effects of Institutional History and Leniency on Collusive Corruption and Tax Evasion

Johannes Buckenmaier, Eugen Dimant and Luigi Mittone

August 2018

Effects of Institutional History and Leniency on Collusive Corruption and Tax Evasion*

Johannes Buckenmaier[†]
University of Zurich

Eugen Dimant[‡]
University of Pennsylvania

Luigi Mittone[§]
University of Trento

This version: May, 2018

Abstract

We investigate the effects of an institutional mechanism that incentivizes taxpayers to blow the whistle on collusive corruption and tax compliance. We explore this through a formal leniency program. In our experiment, we nest collusive corruption within a tax evasion framework. We not only study the effect of the presence of such a mechanism on behavior, but also the dynamic effect caused by the introduction and the removal of leniency. We find that in the presence of a leniency mechanism, subjects collude and accept bribes less often while paying more taxes, but there is no increase in bribe offers. Our results show that the introduction of the opportunity to blow the whistle decreases the collusion and bribe acceptance rate, and increases the collected tax yield. It also does not encourage bribe offers. In contrast, the removal of the institutional mechanism does not induce negative effects, suggesting a positive spillover effect of leniency that persists even after the mechanism has been removed.

JEL Classification: C92 · D02 · D73 · H26 · K42

Keywords: Collusive bribery · Institutions · Tax compliance · Leniency · Spillover

In Press. This is an author-generated version of a research manuscript accepted for publication in the Journal of Economic Behavior and Organization. Please quote the forthcoming version:

Buckenmaier, J., Dimant, E., and Mittone, L. (2018). Effects of Institutional History and Leniency on Collusive Corruption and Tax Evasion. *Journal of Economic Behavior and Organization*, forthcoming.

*We gratefully acknowledge helpful comments and suggestions by Carlos Alós-Ferrer, Simon Gächter, Heike-Hennig Schmidt, Giancarlo Spagnolo, an anonymous referee, and participants at the Workshop for Experimental Psychology at the University of Pennsylvania and the 7th International Conference of the French Association of Experimental Economics. We would like to thank Marco Tecilla for the technical support.

[†]Department of Economics, University of Zurich. Blümlisalpstrasse 10, 8006 Zurich, Switzerland.

[‡]Corresponding author: edimant@sas.upenn.edu. Behavioral Ethics Lab, University of Pennsylvania, USA. Centre for Decision Research and Experimental Economics (CeDEx), University of Nottingham, UK.

[§]Cognitive and Experimental Economics Laboratory (CEEL), University of Trento, Italy.

1 Introduction

Corruption and tax evasion are among the most pervasive forms of illicit behavior; these practices induce both negative economic and societal externalities (Banerjee, 2016a; Slemrod, 2007; Dimant and Tosato, 2017). Understanding what motivates corruption and tax evasion, and implementing suitable institutional measures to curb their severity has been at the center of the theoretical, empirical and experimental research of the past decade, originating from Allingham and Sandmo’s seminal theoretical contribution on income tax evasion (Allingham and Sandmo, 1972).

In our experiment, corruption is embedded in a tax evasion framework in which underreporting taxes is only possible through collusive cooperation among taxpayers and public officials. We study the exchange of bribes as one explicit collaboration-inducing mechanism. This has previously been found to be effective in sustaining illicit cooperation. Existing literature highlights the importance of studying the collaborative roots of deviant behavior due to its inherent negative economic and societal externalities (Weisel and Shalvi, 2015). The recent surge in cases of whistleblowing and the lack of international institutional uniformity to achieve sufficient protection for whistleblowers renders the further study of the economics of whistleblowing important (Dyck et al., 2010).

In this paper, we focus on the effectiveness of providing legal immunity to the bribe-giver for whistleblowing as a means to deter collusive bribery, to which we refer to as leniency. Following existing literature, (i.e., Spagnolo, 2006; Christöfl et al., 2017) we define leniency as an act of forgiveness of observed transgression on the condition that the taxpayer blows the whistle on the corrupted tax official. The majority of real world examples of specific leniency programs, aimed to fight crime through encouraging whistle-blowing, refer to anti-cartel policies and to public procurement markets, which are conducive to various forms of corruption (Luz and Spagnolo, 2017). Although leniency schemes are put in place in many countries, their implementation is typically at the discretion of the prosecuting attorney or the law court. This subjects the potential whistleblower to incalculable risks, such as being incriminated for some related crime. In an attempt to overcome this problem, countries like Brazil and Mexico have recently introduced specific laws aimed to give a sort of global immunity to the whistleblowers. The main limitation of these leniency rules is that they don’t explicitly extend the legal advantages to individuals (e.g. employees, managers) who decide to self-disclose their involvement in corruption or in other crimes. For example, in Brazil the Administrative Council for Economic Defense (CADE) applies a “winner-takes-all” approach and grants either total or partial lenience (CADE, 2016). In the latter case, a company that cooperates with the public authorities can receive a reduction of up to two-thirds of the fines due, while all the other wrongdoers (other companies, public officers, etc.) incur the full penalty. This represents a strong asymmetry between the whistleblower and her counterpart who suffers a much harsher treatment. To the best of our knowledge, no

formally instituted leniency rules exist specifically for corruption involving public officials and citizens. A recent OECD report (OECD, 2014) states that in the domain of bribery, related to different crimes (including custom taxes), about one third of defendants voluntarily disclosed information when the legal system permitted a reduction of the penalty. This highlights the potential of a formal leniency law targeting specifically the bribe-giver. Our setup allows us to study the behavioral impacts of such a formal leniency rule.

In our design, a leniency option is conditional on five things: (1) active underreporting of taxes on the side of the taxpayer, (2) payment of a bribe by the taxpayer to the public official in the role of a tax officer as a monetary incentive to overlook this transgression, (3) acceptance of the bribe by the tax officer, (4) stochastic revelation of this transgression, and (5) existence of a leniency program that gives the taxpayer the opportunity to blow the whistle on the corrupted tax official (see Section 2 for more details). Hence, the leniency opportunity is entirely on the side of the taxpayer, not the tax official, which in turn shifts the risk completely onto the tax official.

Our results shed light on the effectiveness of leniency programs as a means to reduce tax fraud and disrupt collusive relationships between public officials and taxpayers. We consider a mechanism that offers taxpayers a “safe way out” by blowing the whistle on a corrupted public official and cooperating with auditors. This mechanism resembles a leniency program for tax evasion in which audited tax fraudsters can become whistleblowers. In many countries, the introduction of some form of leniency mechanism represents an integral institutional feature aimed at suppressing criminal behavior including collusion among firms (Buccirossi and Spagnolo, 2006; Abbink and Hennig-Schmidt, 2006; Bigoni et al., 2012). We are interested in examining the effects of a leniency program for taxpayers on collusive bribery and tax evasion. We contribute to the corruption and tax evasion literature by demonstrating how collusive tax evasion is affected by the strategic interaction of a taxpayer and an intermediary (in our experiment, a tax officer), a dimension not present in individual tax evasion.

While most of the economic research on corruption and tax evasion has focused on the deterrence of income tax evasion or its related variants, other forms of tax evasion where taxes are in some way collected through a third party have received little attention; trade, import or custom tax evasion is one such example, as taxes, in the form of custom duties, are collected not by a national revenue service, but by an intermediary customs or duties officer (Banuri and Eckel, 2012). This is particularly true for the case of “corruption within tax evasion.” Existing experimental studies have, for example, focused on the role of fear of discovery or public disclosure in deterring tax evasion (Orviska and Hudson, 2003; Bø et al., 2015).

In a related setting, Abbink and Wu (2017) studied whether rewarding self-reports is effective in reducing collusive bribery. They found this mechanism to be effective in some circumstances, especially during repeated interactions. However, they studied different mechanisms with a focus on rewards for reporting. We focus on shifting the

risk of exposure between two colluding parties. In our experiment, bribe-givers face the following two decisions: firstly, whether and how much to bribe, and secondly, how much to declare in tax filings (the determinant of the consequences of bribery). Christöfl et al. (2017) studied the efficacy of leniency policies. In a setup where two bidders compete for a contract, they looked at the possibility of cooperation with the authorities (principal witness) in combination with a leniency policy that offered reduced fines for cooperation. They found a lower number of bribes when the leniency policy was present, even as bribe offers became more profitable for the corrupt bidder. In line with our work, Heinemann and Kocher (2013) studied the effects of regime changes on tax compliance. Focusing on changes in the tax rate, however, they did not consider corruption or reforms that incentivize whistleblowing. By and large, the economics of whistleblowing are understudied and have only recently attracted attention (see Spagnolo, 2004; Apesteguia et al., 2007; Spagnolo, 2006; Heyes and Kapur, 2009; Breuer, 2013; Schmolke and Utikal, 2016). Recently, Butler et al. (2017) studied the effectiveness of financial rewards and public scrutiny as motivators for employees to whistleblow on their managers. Their findings indicate that both financial rewards and public visibility increase the likelihood of whistleblowing (see also Bartuli et al., 2016). Makowsky and Wang (2017) studied the relationship between organizational shape as a means to facilitate whistleblowing and reduce embezzlement and found that the rates of embezzlement and whistleblowing increase with the number of organizational levels.

We advance the existing literature on these topics both content-wise and methodologically along several dimensions. At its core, our setup resembles the modified policy model of Dufwenberg and Spagnolo (2015), which is a theoretical extension of the anti-corruption approach into the sphere of non-extortionary bribes proposed by Basu (2011).

We use a controlled laboratory experiment modeling an income reporting scenario that requires the interaction between two parties, a taxpayer and a tax officer, thus opening the door for collusive corruption. Our experimental design employs a collusive bribery game (Abbink et al., 2002) nested in a tax evasion scenario. In this game, corrupted tax officers face little to no repercussions for accepting bribes or for providing assistance to the taxpayer who wishes to evade taxes. This mimics a situation where tax authorities do not have the means to sufficiently control the tax officers, for example, due to an institutional environment which renders enforcement of adequate consequences impossible. One of the reasons why authorities might be unable to detect dishonest officers is excessive monitoring costs.

In our basic bribery game without leniency, each taxpayer receives a fixed income and is taxed at a fixed rate that has to be reported to the authorities (in our case, they report to a tax officer). Our design is distinctive, because underreporting requires the cooperation of the tax officer. The taxpayer can offer the tax officer a bribe as a reward for his assistance in evading taxes. Tax reports are subject to audits with a known

probability.¹ In the basic bribery game, detection of tax evasion during an audit results in a penalty for the taxpayer, but not for the tax officer. We extended the basic bribery game to include a leniency mechanism. In order to do this, we added an additional stage. The resulting bribery game with leniency follows the same rules unless an audit occurs. During the audit taxpayers now can report the corrupted tax officer and avoid the pending penalty. In this extended game, the reported tax officer incurs a fine, but not the bribing taxpayer. This whistleblowing mechanism offers a “safe way out” for the taxpayer. The risk of being detected and fined shifts to the tax officer. Since the tax officer now faces the threat of a fine, it renders her formally responsible for engaging in collusive bribery.

The goals of this study are twofold: first, we seek to analyze collusive bribery and its drivers under a regime with and without leniency; second, we investigate the effectiveness of the introduction of a leniency mechanism and the consequences of its removal on collusion, the frequency of bribe offers (and their size), the tax officers’ willingness to accept bribes and overall tax compliance.

Our main results can be summarized as follows: We find that in the presence of a leniency mechanism, successful collusion between taxpayers and tax officers is less frequent. This is mainly driven by a lower willingness of tax officers to accept bribes. Further, we find no support that leniency for taxpayers encourages them to offer bribes. That is, there is no significant increase in the frequency of bribes being offered. Thus, our results suggest that leniency is effective in deterring tax officers from engaging in bribery, which translates into more taxes being collected. Our results regarding the role of institutional changes also highlight the importance of institutional history for the evaluation of policy measures. We show that the introduction of the opportunity to blow the whistle decreases collusion, deters tax officers from accepting bribes (as reflected in a lower acceptance rate of bribe offers) and increases the tax yield collected; importantly, it discourages bribe offers. In contrast, the removal of the institutional mechanism does not cause similar effects in the opposite direction, which suggests a positive spillover effect of leniency that persists even after the mechanism has been removed (see also d’Adda et al., 2017). This second phenomenon resembles the so called Echo Effect originally reported in Mittone (2006), which shows that in a tax payment framed experiment, the change of one of the institutional ingredients of the decisional setting, namely the introduction or the removal of fiscal audits, has no impact on tax compliance.

The paper will proceed in three sections. Section 2 describes the experimental design. Section 3 presents the analysis of our empirical results. Section 4 discusses our results and presents conclusions.

¹Our focus is on the effectiveness of a leniency mechanism as a policy intervention. We decided to keep a fixed audit probability instead of implementing an endogenously determined audit probability, e.g. by modeling the tax authority as an additional player. For a theoretical analysis of endogenous audit probabilities, see Landsberger and Meilijson (1982) or Raymond (1999). For an experimental treatment, see Alm et al. (1993).

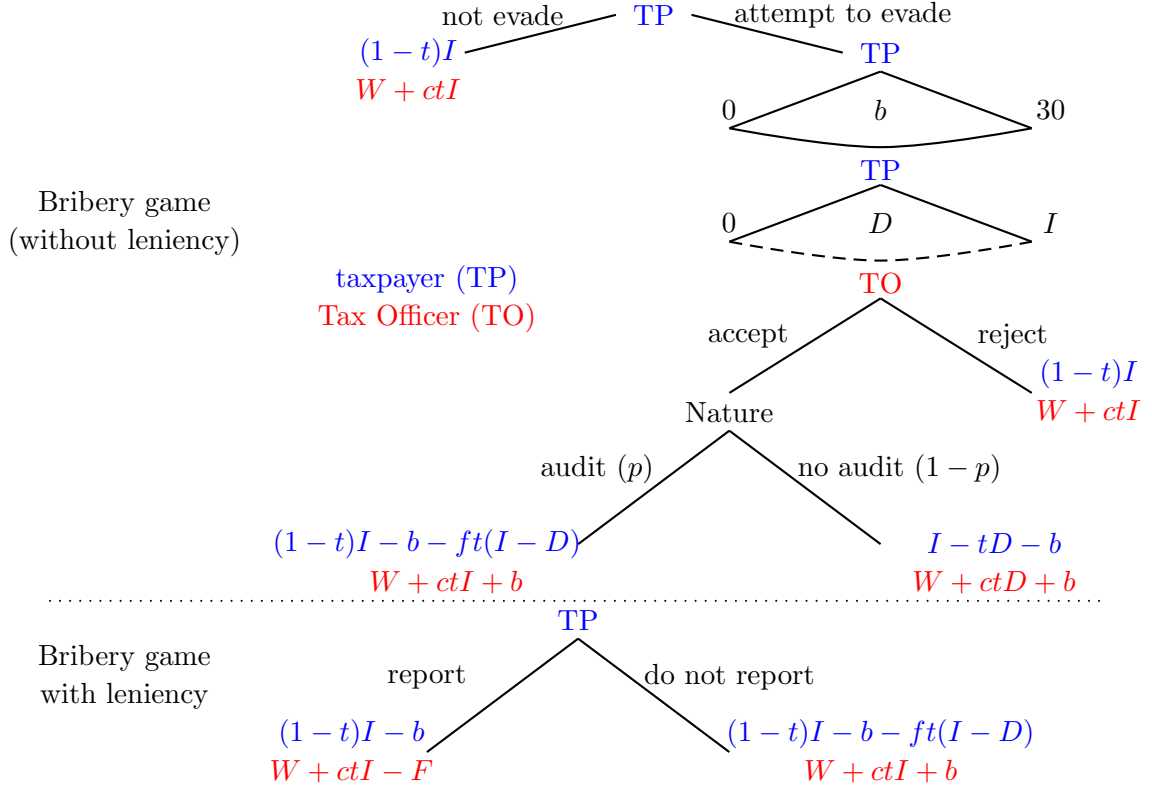


Figure 1: Representation of the bribery game (with leniency). The TO only observes the bribe b , but not the declared income D as indicated by the dashed line. The stage below the dotted line is only available in the bribery game with leniency.

2 Experimental design

Both of our institutional setups mimic a scenario where collusive bribery is nested in a tax evasion framework.² Taxes are collected through an intermediary, the tax officer. Hence, to successfully evade taxes the taxpayer requires the cooperation of the tax officer. For example, the tax collector must “look the other way.” We now give a detailed description of the two institutional frames used in our experiment.

2.1 The bribery game with and without leniency

The upper part of Figure 1 illustrates the bribery game (BG). A taxpayer (TP) receives an income of I Experimental Currency Units (ECU) and has to submit a declaration of his income to the tax authorities. The tax officer (TO), acting as an intermediary, is in charge of processing the tax report. Declared income D is subject to a tax rate t .³ The TP can decide whether he wants to truthfully declare his full income or whether he wants to evade taxes, that is, declare a lower income $D \leq I$. To evade taxes, the

²See the modified anti-corruption policy model by Dufwenberg and Spagnolo (2015) for a formal examination.

³In the experiment, the tax rate was set to 50%. Subjects were informed that this tax rate is in line, according to a recent study of Confcommercio, with the mean tax burden in Italy.

TP requires the assistance of the TO. To that end, the TP can offer a bribe b to the TO that can range from 0 to 30 ECU. The situation we have in mind is one where the TP can vastly increase the chance of his false tax declaration not being detected by colluding with the TO who is in charge of processing the report. For simplicity, we assume that it is impossible for the TP to evade taxes without the TO's support. Essentially, declaring less than the full income is only possible if the TO accepts the TP's bribe offer and thereby agrees to collude with the TP, e.g. by manipulating the report. If a bribe is offered, the TO observes the amount that is offered and can accept or reject it. It is important to note that the TO cannot observe the amount of taxes declared prior to her decision. Thus, she cannot condition her decision on the amount of taxes evaded.⁴ Not informing the TO about the exact amount the TP intends to evade allows us to establish a minimal level of uncertainty regarding the TO's payoffs, which are fully determined (in the absence of whistleblowing) by the bribe and the amount of taxes declared as described in more detail below. If the TO rejects a bribe, then she refuses to collude with the TP, forcing the TP to truthfully declare his full income, I . Upon acceptance, the TP is able to file the original report declaring D .⁵ Tax reports are audited by the tax authorities with an exogenous probability of p . If an audit detects the unreported amount, the TP has to pay both the evaded amount of taxes, $t(I - D)$, as well as an additional fine proportional to the amount of evaded taxes.⁶ The fine is set to a fraction f of the evaded taxes $t(I - D)$; the maximum fine is thus ftI . Thus, the TP's payoff is his income I minus taxes on the declared income tD , the bribe b and possibly a fine $ft(I - D)$. The TO's payoff consists of three components: a fixed wage of W , a commission c on the taxes collected tD (tI in case of an audit), and a potential bribe b .⁷

The bribery game with leniency (BGL) is very similar to the bribery game described above, but with one important variation. In the BGL, we add an additional stage to the BG intended to mimic a leniency program for whistleblowing. Here, in situations in which the TP has been audited and an underreporting of taxes has been detected, the TP has the opportunity to report the TO to the authorities. Hence, the leniency opportunity is entirely on the side of the TP, not the TO.⁸ Decisions in BGL are identical to those in BG. However, following detection of an incorrect tax report during an audit, the TP now has the opportunity to "blow the whistle" by reporting the TO. If the TP

⁴For example, imagine a situation where the TO does not know the actual income of the TP, an amount only known to the official tax authority conducting the audits.

⁵Note that this differs from Abbink and Wu (2017) where the tax officer is able to pocket the bribe without delivering the favor of colluding with the taxpayer.

⁶Proportional fines are an institutional feature often observed in developed countries (Mittone, 2006).

⁷The introduction of a commission for the TO mimics something existing in reality. In Italy, for example, the tax authority delegates inspections and audits to a private organization (Equitalia) and pays them a percentage of the money collected.

⁸In the BG, punishment can be viewed as asymmetric as only taxpayers are running the risk of being fined. In BGL, however, leniency shifts this risk, at least partially, towards the tax officer creating a situation that might be perceived as more symmetric. See also Engel et al. (2013) for a discussion of symmetric versus asymmetric punishment regimes.

chooses to report, he has to correct the false tax report and declare taxes truthfully; he does not incur an additional monetary punishment as the fine is waived. A TO that has been reported, on the other hand, incurs a fine for colluding with the TP to evade taxes. This fine equals the bribe received from the TP plus a fixed penalty F .

In the experiment, all amounts were presented in Experimental Currency Units (ECU) that were converted to EUR at a fixed rate at the end of the experiment. Participants were informed about the exchange rate in the instructions before the start of the experiment. The exact parameters used in the experiment were as follows: $I = 80$, $t = 0.5$, $p = 0.2$, $f = 0.25$, $c = 0.15$, $W = 50$ and $F = 10$. The fine rate f was chosen such that given a tax rate of $t = 0.5$ and an upper bound (of 30) on bribe payments, the TP would never incur a net loss.

Consider the one-shot bribery game with and without a leniency mechanism assuming standard preferences based on maximization of one's own payoffs (see A for a more detailed analysis). Since the TO cannot observe the TP's declared income D , we assume she holds a belief μ about the amount of income declared. In the bribery game (without leniency), the TO will accept any bribe b that exceeds the expected foregone commission. Thus, the TO optimally accepts any bribe above a particular threshold that only depends on μ . For bribes above this threshold, the TP's payoff is decreasing in both the amount of taxes declared and the size of the bribe, hence the TP optimally declares zero taxes and pays the smallest bribe that is accepted by the TO (given her beliefs). As a consequence, bribe exchange and full tax evasion ($D = 0$) is the unique (perfect Bayesian) equilibrium. Next we consider BGL, which allows the TP to report a corrupted TO following an audit. Reporting is a dominant strategy for the TP, hence the TP always reports the tax officer in equilibrium. This reduces the TO's expected payoff of acceptance and thus results in a higher bribe acceptance threshold on the side of the TO. As a result, collusion is still the unique equilibrium, but optimal bribe offers are higher when leniency is in place. Therefore, bribe exchange (collusion) in combination with full tax evasion is the unique equilibrium of the one-shot game in the bribery game with and without leniency.⁹

2.2 Treatments

One can think of the introduction of a leniency mechanism as a stylized situation where tax authorities decide to invest in establishing control mechanisms that allow for better monitoring of public officials. This allows them to enforce legal consequences not only on taxpayers, but also on corrupted tax officers, for example, via improved monitoring. We mimic transitions of that type by employing not only static treatments where exactly one regime is present for the whole duration of the experiment, but also dynamic treatments involving a regime change from one to the other. This enables us to study both the effectiveness of either setup in isolation as well as how subjects react to a change in

⁹In the Appendix, we also provide an extension of our model that accounts for moral costs and yields concise predictions regarding the extent of collusion across the studied institutional settings with and without leniency.

either direction. We are interested in whether the transition from a scenario without the opportunity to blow the whistle to a situation in which this is feasible can break collusive behavior established during earlier periods. As a consequence, this would provide strong evidence that such a measure can serve as a tool to reduce collusive corruption and tax evasion in a world where the absence of such a mechanism is the status quo.

In our experiment subjects repeatedly played the bribery game and/or its extended version (with leniency) over the course of a total of 20 rounds. We ran four different treatments. In treatment *NoLEN*, participants play the bribery game without leniency for 20 rounds. In treatment *LEN*, subjects instead play the bribery game with leniency for 20 rounds. These two treatments allow a between-subject comparison of the role that leniency plays with respect to collusive bribery and tax compliance. In addition, these treatments represent a benchmark for the dynamic treatments, *NoL-L* and *L-NoL*, in which institutional shocks occur. These treatments were designed to study the effects of institutional transitions, e.g. potential spillover effects from one regime to another, since in those treatments the rules of the game change unannounced midway through the experiment after round 10. In particular, in treatment *NoL-L* subjects start with the bribery game and are then transitioned into an environment in which reporting the tax officer becomes feasible. Treatment *L-NoL* captures the same dynamics, but in reverse order; the option to report is initially available and is then abolished after round 10. These two treatments involve a regime change that allows us to analyze the effectiveness of both the introduction and the removal of leniency relative to a “status quo,” that is, the regime present during the first block of 10 rounds. Table 1 summarizes the four treatments.

Table 1: Overview over the treatments and number of subjects assigned to each treatment.

Treatment	Round 1-10	Round 11-20	Taxpayers	Tax Officers
<i>NoLEN</i>	BG	BG	30	10
<i>LEN</i>	BGL	BGL	36	12
<i>NoL-L</i>	BG	BGL	66	22
<i>L-NoL</i>	BGL	BG	42	14

2.3 Experimental procedures

The experiment was conducted at the Cognitive and Experimental Economics Laboratory at the University of Trento. A total of 268 undergraduate students (46% females) participated in the experiment, each in exactly one treatment. Table 1 shows the distribution of subjects over the four experimental treatments. Sessions consisted of 20 rounds followed by an incentivized risk-elicitation task (Holt and Laury, 2002) and a demographic questionnaire.

Subjects were randomly assigned either the role of a taxpayer or the role of a tax officer. Participants were randomly matched in groups of four that consisted of one tax officer and three taxpayers; each tax officer was assigned three taxpayers to interact with simultaneously. There was no direct interaction between different taxpayers in the same group. Groups remained fixed throughout the 20 round experiment. Subjects were informed that the number of rounds was predetermined, but they were not informed about the exact number of rounds.¹⁰ In each period, subjects played the bribery game with or without leniency, depending on the treatment. For treatment *NoLEN* and treatment *LEN*, no institutional change occurred. In treatments *NoL-L* and *L-NoL*, the participants were informed about a change in the institutional setting after the 10th round via an announcement on screen that provided a detailed description of the new institutional environment. We emphasized that there would be no additional change of the institution until the end of the experiment. In the instructions before beginning the experiment, the participants had been informed that the existing institution may be subject to change, but no information was provided regarding the nature of the change.¹¹ Thus, we use both within and between-subject variations of the institutional setting to study the effect of leniency on corruption and tax compliance. Since initial tax declarations were not observable by the tax officer, we also elicited incentivized beliefs of the tax officer about the amount of taxes evaded by each of the taxpayers offering a bribe. Beliefs were elicited in each round after the tax officer’s decision to accept or reject a bribe offer, but before any feedback regarding the outcome of the current round was provided. At the end of each round, tax officers were informed about whether they were reported, how much they were fined (if at all) and how much they earned from the tax yield collected. Taxpayers received information regarding whether their bribe was accepted, whether they were audited and how much (if at all) they were fined.

To make tax evasion more salient in the laboratory setting, we introduced a third party that incurs a monetary damage as a result of tax evasion. All participants were informed that the total tax yield collected would be used to finance future research of doctoral students at the University of Trento.¹² Tax evasion in the experimental laboratory translates into an actual social welfare loss outside the lab (Eckel and Grossman, 1996; Lambsdorff and Frank, 2010).

Each player’s final payoff was the sum of all his or her earnings over the 20 rounds, plus his or her earnings from the risk-elicitation task. The total was then converted to Euro at a rate of 100 ECU = €0.7. All participants were paid their final payoff, plus an additional show-up fee of €3 in cash at the end of the experiment. On average, a session lasted about 60 minutes and subjects earned €12 excluding the show-up fee of €3.

¹⁰We choose not to announce the number of rounds to avoid potential end-game effects.

¹¹Subjects in treatments *NoLEN* and *NoL-L* were provided with identical information at the start of the experiment. The same holds for subjects in treatments *LEN* and *L-NoL*. In particular, participants assigned to treatment *NoLEN* and *LEN* were informed about the possibility of a change although, ultimately, they would not experience one.

¹²This is a common procedure in tax evasion experiments. It is done in order to link tax evasion to a negative externality. For examples see Fortin et al. (2007), Coricelli et al. (2010) or Dimant (2017).

3 Results

An important feature of our experiment is that tax evasion is nested within a corruption framework that requires collusive behavior for tax evasion to be successful. We believe that this additional layer of interaction is important to help us to better understand illicit behavior in situations in which such behavior is not and cannot be done in isolation. This interaction has the potential to increase the impact of behavioral factors such as psychological costs and uncertainty on tax compliance and the willingness to engage in collusive bribery.

We structure our analysis as follows. First, we will discuss the effectiveness of leniency on collusive agreements between public officials and taxpayers. Next, we will break down the behavior of taxpayers and public officials individually. We employ a very cautious approach in our data analysis. Following our design, we regard the behavior of one group (consisting of one public official and three taxpayers) averaged over all rounds, or over all rounds in the first and second part (where an institutional change takes place) as one independent observation. This allows us to conduct clean between and within comparisons on the group level.

3.1 Collusive behavior

One of our main objectives is to study the effectiveness of a leniency mechanism as a means to hinder collusive corruption. In line with our primary interest of studying the effectiveness of leniency on collusive arrangements, our experimental design allows us to approach this question from different perspectives:

1. Is collusion generally different in an environment where leniency exists?
2. How does an institutional change from an environment with or without leniency to another environment with or without leniency affect collusive behavior?
3. Do socio-demographic variables like gender and age influence collusive behavior and tax compliance, given the different institutional landscapes used in our experiment?

To address these questions, we compare the rate of collusion between *NoLEN* and *LEN*, between *NoLEN* and *NoL-L*, and between *LEN* and *L-NoL*, respectively. We define collusion as the successful exchange of bribes in return for the avoidance of taxes.

We first analyze the effect of leniency in absence of an institutional history by comparing treatments *NoLEN* and *LEN*. To that end, we calculated the collusion rate as the proportion of successful illicit agreements relative to all rounds in which paying a bribe and evading taxes was possible for each group. Figure 2 shows the average collusion rate for each treatment as well as the evolution of the average collusion rate calculated for each round. In the *NoLEN* treatment, the average collusion rate per group was 52.3%. In contrast, in the presence of a leniency mechanism in *LEN*, the incidence of collusion was

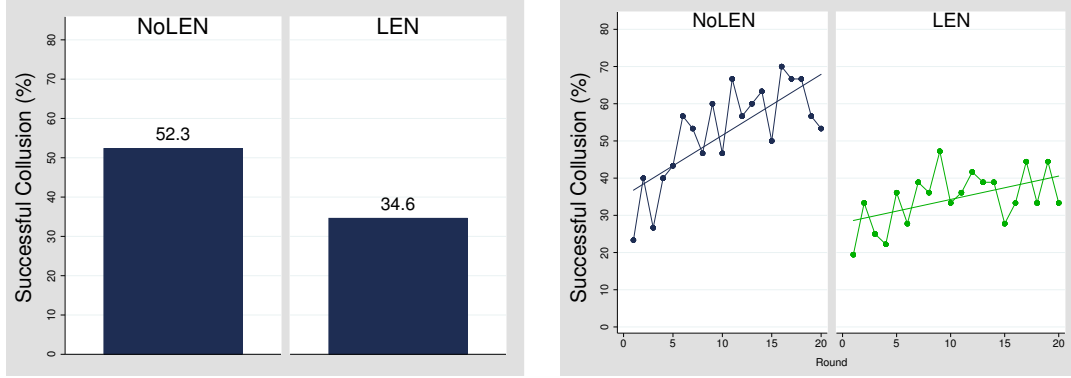


Figure 2: Average collusion in *NoLEN* and *LEN*.

only 34.6%. This difference is significant according to a Mann-Whitney-Wilcoxon test ($N = 22$, $z = 2.1448$, $p = 0.0320$), indicating that collusion is less frequent in *LEN* than in *NoLEN*. Additionally, the right panel of Figure 2 suggests that collusion is increasing over the course of the experiment in both treatments. To substantiate our results, we calculated the average collusion rate for the first and second half of the experiment for each group separately. In the first part of *NoLEN* the average collusion rate is 43.7%; it rises to 61% in the second half of the experiment. This difference is significant according to a Wilcoxon Signed Rank test ($N = 10$, $z = -2.6711$, $p = 0.0076$). In *LEN*, the collusion rate is 31.9% in the first half and 37.2% in the second half, respectively, with the difference not being significant (WSR, $N = 12$, $z = -1.2183$, $p = 0.2231$). With respect to the first question, we find less collusion when a leniency mechanism is in place compared to when it is absent. Moreover, we find that collusion increases significantly over time in the *NoLEN* treatment, while there is no significant increase in *LEN* when leniency is in place. These results are consistent with our predictions derived from our theoretical model accounting for moral costs (see A).

Next, we turn to our second question regarding the effect of an institutional change on collusion. Treatment *NoL-L* allows us to study the effect of the introduction of a leniency mechanism into a setting in which corrupt behavior has already been able to thrive in the absence of leniency. Previous research indicates that fear of being reported has a deterrent effect which might decrease the tax officer's acceptance rate (Engel et al., 2013; Abbink et al., 2014). On the other hand, we are able to study whether a period in which leniency was implemented affects behavior even after it was removed, for example, because a successful relationship is harder to build after developing mistrust in earlier periods. In treatment *L-NoL*, subjects start under a regime with leniency, which was removed halfway through. Following the same logic, one would expect low acceptance rates in the first part when facing the bribery game with leniency but an increased acceptance rate as a result of the removal of the mechanism in the second part of treatment *L-NoL*.

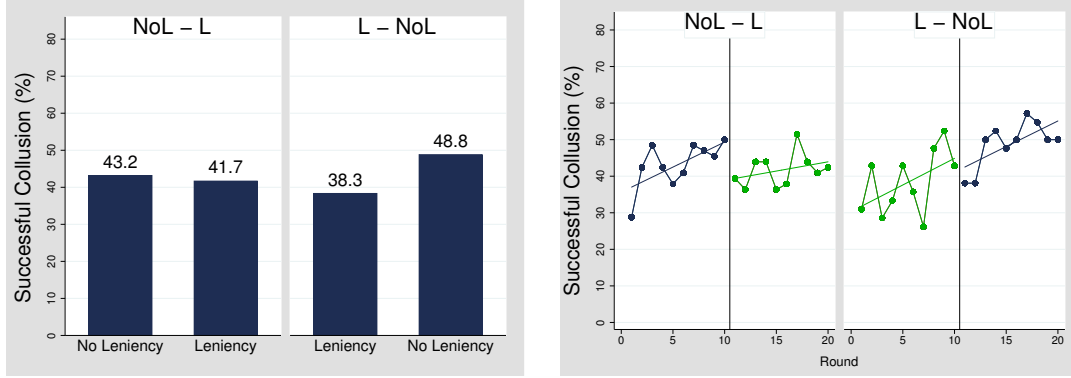


Figure 3: Average collusion in *NoL-L* and *L-NoL*.

The left panel of Figure 3 shows the average rate of collusion for each part of treatment *NoL-L* and *L-NoL*. The right panel illustrates how collusion evolves over the course of the experiment in each of the treatments. We again observe that collusion increases over time. Moreover, the graph suggests that the introduction of a reporting option in *NoL-L* causes a drop in collusion. Since collusion is increasing over time we cannot simply compare the means before and after an institutional change has occurred. Thus, we evaluate the effect of the introduction or removal of a leniency mechanism by comparing the change in collusion rates resulting from the introduction or removal of leniency to the corresponding change in the absence of a regime change. We calculated the change of the collusion rate between the first and second half of the experiment for each group in all treatments. We then compare the changes between *NoLEN* and *NoL-L*, and between *LEN* and *L-NoL*, respectively. This differences-in-differences analysis is necessary to account for the increase in collusion over time.

In treatment *NoL-L*, the average collusion rate before and after a leniency mechanism was introduced are 43.2% and 41.7%, respectively. Hence, the introduction of a leniency mechanism in *NoL-L* results in a 1.5 percentage point decrease in collusion. Recall that in *NoLEN* there was an increase in collusion by 16.3 percentage points from the first part to the second part. Comparing this change from part one to part two in *NoLEN* and *NoL-L* reveals that the introduction of leniency has significantly negative effects on collusion (MWW, $N = 32$, $z = 2.2249$, $p = 0.0261$).

Similarly, we now consider the effect of the removal of leniency. In the first part of treatment *L-NoL* the collusion rate was 38.3% when leniency was present. Following its removal, the collusion rate rises to 48.8%. We observe an increase in collusion by 10.5 percentage points in *L-NoL* compared to an increase of 5.3 percentage points in *LEN* from part one to part two. There is no significant difference between the increase of collusion in *LEN* and *L-NoL* (MWW, $N = 26$, $z = -0.6978$, $p = 0.4853$). We find no evidence that the removal of a leniency mechanism increases collusion beyond the gradual increase over time observed in *LEN* where there is no regime change. In particular, there

is no upward “jump” in the frequency of collusive cooperation following the removal of the leniency mechanism.

In summary, our results suggest that the presence of a leniency mechanism does indeed deter collusion. Interestingly, we also see some evidence for an increase in successful collusive cooperation over time in the absence of leniency, while under leniency we see no such effect. This is in line with the idea that leniency makes it more difficult to reach a collusive agreement that is honored by both parties. Regarding the effects of a regime change, we find that the introduction of a leniency mechanism in treatment *NoL-L* has a deterrent effect on collusion. This result suggests that implementing such a measure is likely to hinder collusive bribery and is hence in line with our theoretical examination of the role of moral costs (see A). On the other hand, the removal of leniency in *L-NoL* does not foster collusion. Collusion rates show no significant “jump” upwards after the mechanism is removed. This points towards a potential positive spillover effect from the first part where a leniency mechanism was in place that persists even after its removal. A potential explanation for this spillover effect is that leniency sows mistrust between the tax officer and the taxpayer, reducing the tax officer’s willingness to cooperate in later periods even when reporting is not feasible anymore (see Kamm et al. (2017)).

3.2 What are the drivers of collusion?

Collusion requires the cooperation of both the taxpayer and the tax officer. In order to pin down the drivers of the effects on collusion found in the previous section, we now analyze the behavior of taxpayers and tax officers separately. We first consider the rate of collusion attempts initiated by the taxpayer (the incidence of bribe offers relative to all relevant situations where offering a bribe was feasible). Since collusion requires the cooperation of the tax officer, we investigate the bribe acceptance rate (the fraction of bribes that were accepted by the tax officer relative to the number of bribe offers received in a second step). Clearly, collusion is the result of a combination of both the frequency of bribe offers and the fraction of bribe offers that are accepted. The size of the bribes is likely to affect the acceptance rate since it is natural that tax officers accept large bribes more often than small bribes. As a result, we also consider the treatment effects on the size of the bribes offered by the taxpayer and how they affect the acceptance rate.

In the absence of leniency, the taxpayers decision to collude with the tax officer and evade taxes comes at the risk of being detected and fined. The presence of a reporting opportunity effectively reduces this risk, while shifting responsibility to the tax officer. This not only renders tax evasion more profitable, but also potentially reduces the taxpayer’s psychological cost associated with paying a bribe in order to evade taxes. Similarly, it is conceivable that the taxpayer associates another (and opposite) psychological cost triggered by the betrayal of the tax officer. After a collusive relationship between the two agents has been established, the taxpayer might perceive blowing the whistle as breaking this “alliance.” It is reasonable to think that this could lead to some

psychological cost for the taxpayer. On the other hand, leniency offers taxpayers a “safe way out” when getting caught and this can cancel or reduce this “cost of betrayal,” hence they are likely to offer bribes more frequently because they anticipate this psychological mechanism. At the same time, accepting a bribe is more risky for a tax officer when a leniency mechanism is in place, since the officer now faces the threat of being reported and fined. Thus, we expect tax officers to reject more bribes when whistleblowing is possible.

As in the previous section, we first seek to understand the drivers of collusion in treatments *NoLEN* and *LEN* where there was no regime change. In a second step, we analyze the role of the institutional history by evaluating the effect of the introduction of a leniency mechanism in *NoL-L* and the effect of the removal of such a mechanism in *NoL-L*.

3.2.1 Incidence of bribe offers and acceptance rate in *NoLEN* and *LEN*

We first consider the behavior of the taxpayer. We analyze the incidence of bribe offers. The left panel of Figure 4 shows the dynamics of the average frequency of bribe offers per round over the course of the experiment. Surprisingly, we see that bribe offers are not more frequent, but rather less frequent in *LEN* compared to *NoLEN*. In fact, the average incidence of bribe offers per group over all rounds was 67.7% in *NoLEN* and 55.1% in *LEN*. It was even lower in the presence of leniency. However, this difference fails to reach significance according to a Mann-Whitney-Wilcoxon test ($N = 22$, $z = 1.4870$, $p = 0.1370$). Further, the graphs suggest that the frequency of bribe offers is increasing over time in *NoLEN*, whereas it appears to be slightly decreasing in treatment *LEN*. According to Spearman rank order correlations, there is a positive trend in *NoLEN* ($\rho = 0.3803$, $p < 0.0001$), whereas the bribe offers exhibit a negative trend in *LEN* ($\rho = -0.2496$, $p < 0.0001$). For both treatments, we again calculated the average frequency of bribe offers for the first and second half of rounds, separately. In *NoLEN*, the average incidence of bribe offers is 68.3% in rounds 1-10 and 73.7% in rounds 11-20. The difference is not statistically significant. In *LEN* the frequency of bribe offers is 56.6% in the second half of the experiment. This is slightly lower than in the first ten rounds where it is 58.1%. Again, this difference is not statistically significant.

In treatment *LEN*, the taxpayer not only faces less risk than in treatment *NoLEN*, but this risk is also effectively shifted to the tax officer as leniency exposes her to the possibility of being reported and fined. In A, we show that this raises the optimal bribe acceptance threshold in equilibrium. A failure of the taxpayers to acknowledge this increased risk for the tax officers is likely to result in more rejections of bribes. Next, we consider the behavior of the tax officer. More precisely we look at the average fraction of bribes accepted by tax officers. The right panel of Figure 4 shows the evolution of the bribe acceptance rate over the 20 rounds for the two treatments without a regime change. The graphs indicate a higher acceptance rate in *NoLEN* compared to *LEN* and

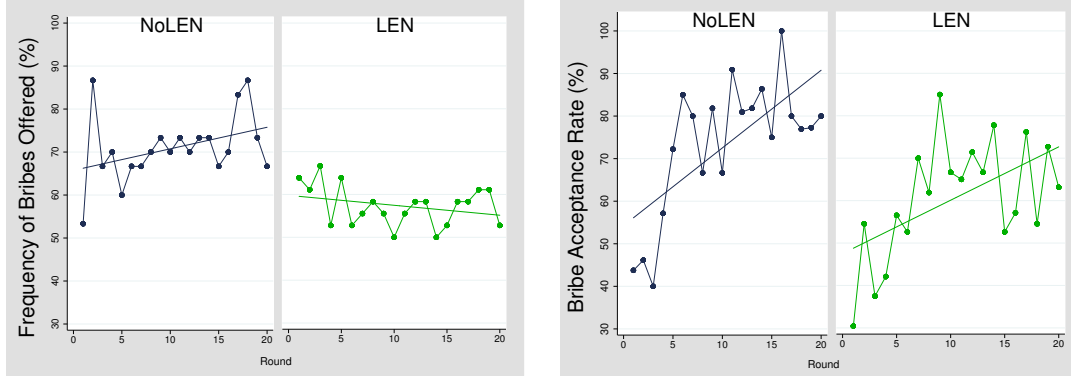


Figure 4: Average frequency of bribes offered and bribe acceptance rate in *NoLEN* and *LEN*.

clearly show that the acceptance rate is increasing in both treatments over time. The average acceptance rate in *LEN* is 58.8% and is lower than the average acceptance rate of 73.2% in *NoLEN*. This difference fails to reach significance (MWW, $N = 22$, $z = 1.5166$, $p = 0.1294$). Spearman rank order correlations confirm our observation of a significant positive trend in both treatments of about the same magnitude in *NoLEN* ($\rho = 0.5245$, $p < 0.0001$) and *LEN* ($\rho = 0.5073$, $p < 0.0001$). Comparing the average acceptance rate for the first ten rounds with the average acceptance rate in the second part, we find a significant increase in *NoLEN* from 64.4% to 81.6% (MWW, $N = 10$, $z = -2.7557$, $p = 0.0059$), as well as a significant increase in *LEN* from 52.9% to 65.0% (MWW, $N = 12$, $z = -2.3534$, $p = 0.0186$). Our results suggest that the acceptance rate is increasing over time in both treatments without a regime change. This phenomenon can be seen as the insurgence of a sort of social agreement in favor of collusion and that over time the interaction between the taxpayers and the tax officers establishes some form of social convention against the state.

In combination these results suggest that the decrease of collusion in *LEN* compared to *NoLEN* is likely the result of both the absence of an increase in the number of bribes offered by the taxpayer (which are even slightly less frequent, but not statistically significant) and a reduced acceptance rate by the tax officer in *LEN*, which, however, fails to reach significance. The increase in collusion over time seems to be mainly driven by an increase in the acceptance rate of the tax officer, especially for *LEN* where the number of bribes offered is decreasing. In *NoLEN*, there is a positive trend for the frequency of bribe offers which might explain why in *NoLEN*, collusion seems to be increasing more rapidly than in *LEN*.

3.2.2 Incidence of bribe offers and acceptance rate in *NoL-L* and *L-NoL*

We now study the effects of the introduction and the removal of a leniency mechanism that allows for whistleblowing on the frequency of bribe offers by the taxpayer and on the bribe acceptance rate by the tax officer. The left panel of Figure 5 shows the frequency

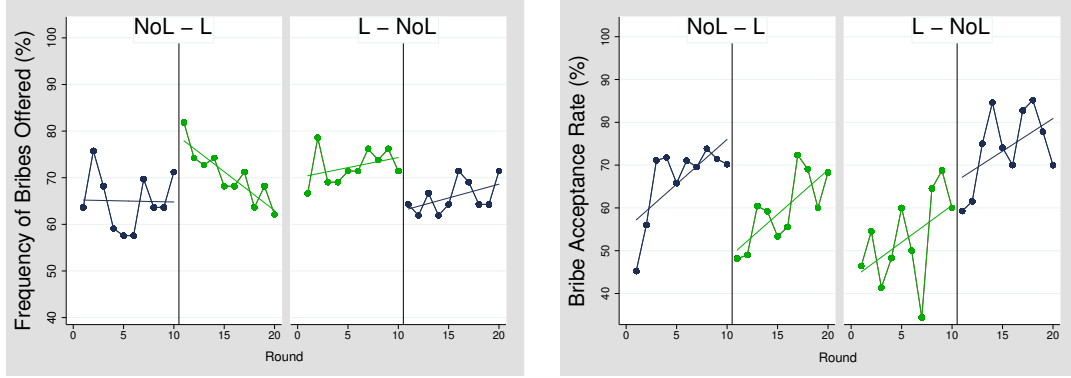


Figure 5: Average frequency of bribes offered and bribe acceptance rate in *NoL-L* and *L-NoL*.

of bribe offers in treatments *NoL-L* and *L-NoL*. We observe that there is an increase in the frequency of bribe offers after the introduction of leniency in *NoL-L*. From that point on we see a steep decrease until the end of the experiment. Overall, bribe offers seem to be more frequent in the presence of leniency for both treatments, but more so for *L-NoL*. In *L-NoL* there is a positive trend before and after the removal of the reporting option, but the frequency of bribe offers drops sharply.

In treatment *NoL-L* the average frequency of bribe offers is 65.0% in the first part and 70.5% in the second part when a leniency mechanism is introduced. This increase is identical to the increase observed in *NoLEN* where no regime change occurred. A Mann-Whitney-Wilcoxon test comparing the increase in *NoL-L* to the increase in *NoLEN* from part one to part two confirms this observation ($N = 32$, $z = 0.0001$, $p = 1.0000$). We conclude that the introduction of a leniency mechanism has no significant effect on the average incidence of bribe offers. However, Figure 5 suggests that the introduction of whistleblowing affects the dynamics of bribe offers over rounds. Spearman rank order correlations reveal that during the first part of *NoL-L*, bribe offers show no clear trend ($\rho = 0.0369$, $p = 0.5859$). However, there is a significant negative trend following the introduction of a reporting mechanism ($\rho = -0.8924$, $p < 0.0001$).

We now turn to the effect of the removal of leniency on bribe offers. In treatment *L-NoL*, taxpayers offered bribes in about 72.5% of all cases on average when whistleblowing was possible. This rate is 6.5 percentage points higher than in the second part, where this number falls to 66.0% following the removal of the mechanism. This change is very close to the decrease of 1.5 percentage points observed in *LEN* and, indeed, the difference in the effects from the first part to the second part between *LEN* and *L-NoL* is not statistically significant (MWW, $N = 26$, $z = 0.7232$, $p = 0.4696$). We also observe from Figure 5 that there is a similar positive trend both before ($\rho = 0.4075$, $p < 0.0001$) and after the removal of the leniency mechanism ($\rho = 0.4909$, $p < 0.0001$).

Next, we consider how the behavior of tax officers (as revealed by the average acceptance rate of bribe offers) is affected by the introduction and the removal of a leniency mechanism. The right panel of Figure 5 shows the evolution of the acceptance rate of

tax officers over the course of the experiment for *NoL-L* and *L-NoL*. The graphs suggest that tax officers accept less bribes after the introduction of leniency, which is likely due to the potential risk of being reported and fined. Our findings in treatment *NoL-L* indicate that the average acceptance rate of bribes decreases from 64.4% to 59.7% following the transition to an institutional environment with leniency. Recall that in *NoLEN*, where no such measure was introduced, we have seen that the acceptance rate increases by 17.2 percentage points from the first part to the second part. The difference in the change between parts across *NoLEN* and *NoL-L* is highly significant (MWW, $N = 32$, $z = 3.0910$, $p = 0.0020$). This result suggests that the introduction of a reporting option is an efficient deterrent for the tax officer as reflected by a stark negative effect in bribe acceptance rates. Moreover, the dynamic pattern in *NoL-L* confirms our earlier observation that acceptance rates are increasing over time independent of the presence of a leniency mechanism.

The removal of the reporting mechanism in *L-NoL* appears to have a different effect as revealed by the dynamics in the right panel of Figure 5. Acceptance rates are increasing over time in a similar fashion as we observed in *LEN* where the mechanism was not removed. Most importantly, in *L-NoL* the dynamics does not indicate any behavioral change in acceptance rates from the first to the second part, but only a steady increase over time. The average acceptance rate increases from 52.2% in part one, where whistleblowing was possible, to 74.2% in the second part where leniency is no longer available. This increase is not statistically different from the increase observed in *LEN* (MWW, $N = 26$, $z = -0.4115$, $p = 0.6807$). Thus, we find no evidence that the removal of leniency significantly increases acceptance rates. Further, in treatment *L-NoL*, the dynamic pattern over the course of the experiment confirms that acceptance rates are increasing as subjects gain more experience.

We find no evidence that the introduction of leniency for the taxpayer has a strong effect on bribe offers. In particular, the idea that leniency encourages taxpayers to offer bribes more frequently is not supported by our data. At best, there is weak evidence for a temporary increase in bribe offers following the introduction of leniency, but this is coupled with a sharp and steady decrease over later periods. On the other hand, our data suggests that the introduction of a whistleblowing mechanism that renders the tax officer formally responsible is able to discourage tax officers from accepting bribes. We find no evidence that the removal of such a mechanism triggers an effect in the opposite direction; acceptance rates show no significant jump upwards when the threat of whistleblowing is removed, indicating that whistleblowing has a positive spillover effect. We find consistent evidence for a general increase of acceptance rates over time that is independent of the presence of a leniency mechanism. Our results identify the deterrent effect of leniency on tax officers as motivating the effects on collusion rates reported in Subsection 3.1. Tax officers reject more bribe offers after leniency is introduced and do not accept more bribes when it is removed. This effect outweighs any potential encouragement for taxpayers

to offer more bribes under leniency, a conjecture for which our data offers only limited support.

3.2.3 Effects of bribe size, reporting and beliefs on the bribe acceptance rate

Let us now consider the size of bribes paid. Recall that the optimal bribe acceptance threshold is higher in the bribery game with leniency. In order to sustain collusion, the taxpayer has to compensate the tax officer for the additional risk with higher bribe payments. As shown in A equilibrium bribe payments are about 3.7 ECU higher in the bribery game with leniency compared to the bribery game without leniency. In line with these theoretical predictions we observe that average bribe payments are 14.4 ECU in *NoLEN* compared to 16.6 ECU in *LEN*. Although this difference is smaller than predicted, we find that the difference is marginally significant (MWW, $N = 22$, $z = -1.7808$, $p = 0.0749$). Similarly, there is a significant upwards shift in the size of bribes paid following the introduction of a whistleblowing mechanism in treatment *NoL-L* from 13.2 ECU to 15.4 ECU (WSR, $N = 22$, $z = -2.3538$, $p = 0.0186$). Analogously, bribe payments are 16.6 ECU during the first part of treatment *L-NoL* and they decrease to 15.2 ECU following the removal of whistleblowing. This difference, however, is not statistically significant. Evidently, taxpayers acknowledge the higher risk that public officials have to bear in the presence of a leniency mechanism and compensate them, at least partially, with higher bribes. It is important to note that for a tax officer, all bribe payments above 4.8 ECU and 8.5 ECU are profitable in *NoLEN* and *LEN*, respectively. Bribe offers below the respective threshold only occurred in about 10% of the cases for both *NoLEN* and *LEN*; such offers were relatively rare. Non-profitable bribe offers were slightly more common, but equally likely, in treatments *NoL-L* and *L-NoL*. They occurred in 15.5% and 16.3% of all cases, respectively. All of this is to say that differences in the frequency of non-profitable bribe offers cannot explain the effects of leniency on collusion and bribe acceptance rates.

Figure 6 illustrates the evolution of bribe payments across treatments over the course of the experiment. In both *NoLEN* and *LEN*, the size of bribe payments remains fairly constant over time apart from an initial adjustment period during the first five rounds of *LEN*. In *NoL-L*, bribe payments show some positive trend following the introduction of the reporting option. There is a similar trend in treatment *L-NoL*, but also only in the presence of leniency.

In our setting, a taxpayer's decision on whether to evade taxes goes hand in hand with the decision to pay a bribe and make the tax officer look the other way. *Ceteris paribus*, higher bribe payments should naturally lead to higher collusion rates. To test whether this is indeed the case we ran a logistic panel regression with random effects and standard errors clustered at the group level separately for each treatment. The dependent variable is whether a bribe was accepted or not. Any instance of a bribe offer

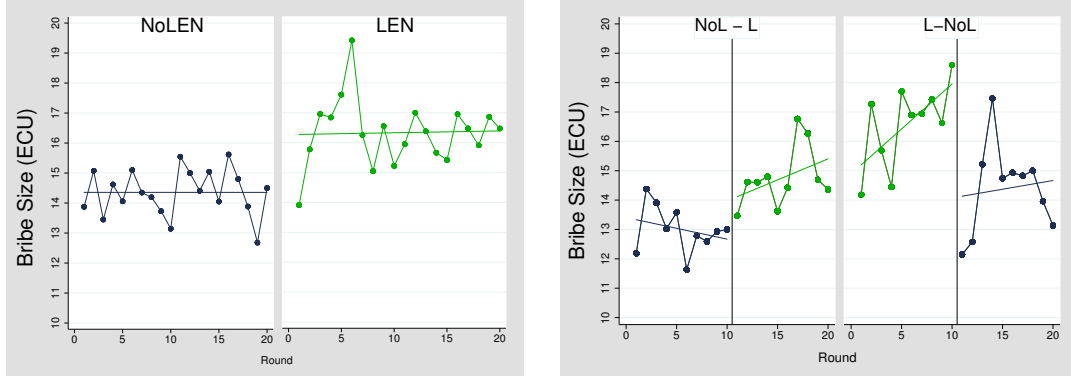


Figure 6: Average bribe size over rounds across treatments.

is one observation. We include the size of the bribe offer as an independent variable. For *NoL-L* and *L-NoL* we also include a dummy for the presence of a leniency mechanism and the interaction with bribe size. Table 3 in C reports the results of these four regressions. The regression results show that larger bribes are more likely to be accepted by the tax officer across all treatments independent of potential whistleblowing, confirming our intuition. The effect of bribe size appears to be smaller in the presence of a leniency mechanism, but is still positive and significant. This suggests that when reporting is possible tax officers react less to the size of the bribe offer. One explanation for this is that some tax officers are sufficiently deterred by the threat of being reported, making the size of the bribe less relevant.

It is also important to briefly report the propensity to use the whistleblowing mechanism among taxpayers. Taxpayers almost always chose to report instances of collusion with tax officers when audited. Their overall average propensity to report the tax officer was about 91.4%. Reporting was most frequently used in treatment *L-NoL* (98.6%), but not significantly different from the frequency observed in *NoL-L* (87.4%) and *LEN* (90.0%). We do not find any evidence for reciprocity among taxpayers and tax officers, which may partially be attributed to the fact that in our setting taxpayers who chose to report were granted partial anonymity. Tax officers were only informed that they were reported and by how many taxpayers, but not by whom. Depending on the particular situation tax officers were not able to determine whether a particular taxpayer blew the whistle or not. This limited the scope for retaliation (for example, via withholding future cooperation) and may explain the high rate of reporting decisions. It has been argued that betrayal, such as reporting, is associated with a moral or psychological cost (see also Coricelli et al., 2010). This is not supported by our data.

The tax officer's optimal bribe acceptance threshold depends on his belief about the amount of taxes declared by the taxpayer (see A). Although it is not the main objective of our study, we deem it important to investigate whether and to what extent the tax officers' beliefs affect their acceptance behavior. To that end, whenever a tax officer was offered a bribe, we elicited her beliefs regarding the amount of taxes evaded by the

taxpayer offering the bribe after she chose to accept or reject that bribe. As shown in A the optimal acceptance threshold for a tax officer is increasing with the amount of taxes evaded, hence one would expect a negative correlation between the acceptance of bribes and the tax officer’s belief about the amount of taxes evaded by the taxpayer. Considering all instances of a bribe being offered, a Spearman rank order correlation shows a weak negative relation between a bribe being accepted and the tax officer’s beliefs ($\rho = -0.0737$, $p = 0.0140$). We find this correlation to be strongest in *NoLEN* ($\rho = -0.1722$, $p = 0.0161$), whereas there is only a very weak correlation for *NoL-L*. There is no significant correlation for *LEN* and *L-NoL*. Thus, in line with our theoretical predictions there is a negative, yet rather weak, correlation between acceptance decisions and beliefs.

3.3 Effects on tax evasion

Experimental evidence suggests that subjects’ tax compliance is usually well above the theoretically optimal level, for example, due to moral costs of engaging in illicit behavior.¹³ In our experiment, taxpayers had to make two decisions: first, whether and how much to bribe the tax officer, and second, how much to declare in taxes. Since in our setup, tax evasion is nested within a framework of collusive bribery, the amount of taxes actually paid is the result of a taxpayer’s decision about the amount of taxes declared as well as the tax officer’s decision to accept or reject the report (and thus, the bribe offered). We have to distinguish between attempted tax evasion, as revealed by the amount of taxes declared, and actual tax evasion, as revealed by the amount of taxes finally reported. Recall that following a rejection by the tax officer the taxpayer is forced to truthfully report taxes. While attempted tax evasion is also of some interest and can surely cause moral damage to society as a whole, it is the actual amount of taxes evaded which directly causes a negative externality on society. In this subsection, we focus on actual tax evasion, that is, the amount of taxes finally reported. The results for attempted tax evasion are very similar to those of actual tax evasion and are omitted for brevity.

The average amount of taxes paid in *NoLEN* is 20.1 ECU. This is smaller than the average of 27.9 ECU observed in *LEN*. This difference is statistically significant (MWW, $N = 22$, $z = -2.4397$, $p = 0.0147$), showing that the lower rate of collusion in *LEN* observed previously translates into a higher tax yield collected. As illustrated by Figure 7, the amount of taxes paid also shows a negative trend across all treatments independent of the presence of a leniency mechanism. In fact, in *NoLEN*, the amount of taxes paid decreases from 23.9 ECU to 16.2 ECU from part one to part two. In *LEN*, this decrease is smaller with average tax payments of 29.7 ECU in part one and 26.2 ECU in part two. In treatment *NoL-L*, taxes paid show almost no decrease following the introduction of whistleblowing with average payments of 26.1 ECU before and 24.8 ECU

¹³It was shown in Banerjee (2016b) that a loaded frame that creates the right sense of entitlement significantly decreases corruption, suggesting that moral costs are indeed at work.

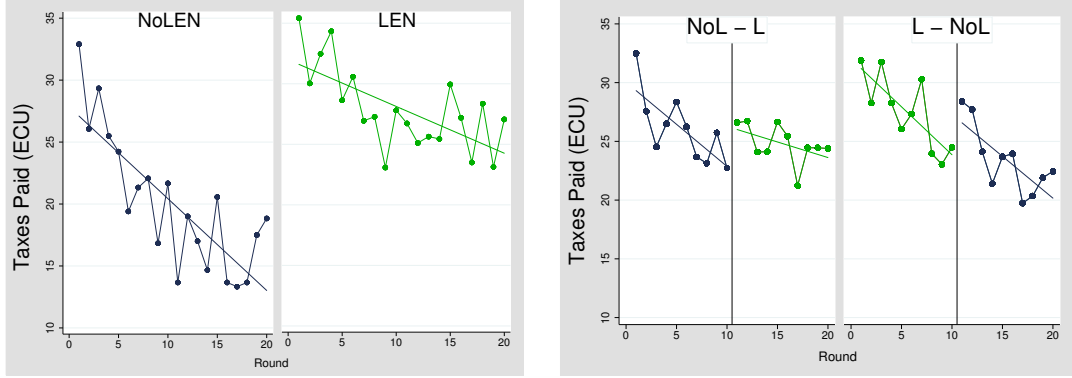


Figure 7: Average amount of taxes finally paid over rounds and across treatments.

after the mechanism was introduced, respectively. Comparing the changes in taxes paid between *NoLEN* and *NoL-L*, we find a significantly smaller decrease in treatment *NoL-L* (MWW, $N = 32$, $z = -1.8093$, $p = 0.0704$). Thus, the introduction of a whistleblowing mechanism has a significant positive effect on the tax yield collected. In contrast, in *L-NoL*, paid taxes decrease on average from 27.5 ECU in the first part of the experiment to 23.4 ECU in the second part of the experiment. This decrease is similar in size to the one observed in treatment *LEN*. A Mann-Whitney-Wilcoxon test confirms that the removal of the reporting option has no significant negative effect on the amount of taxes paid ($N = 26$, $z = 0.4115$, $p = 0.6807$).

3.4 Gender differences

In this subsection, we would like to highlight some of the more unexpected results that we have come across upon closer inspection of our data. These findings relate to behavioral heterogeneity with respect to gender.¹⁴ We deem such an analysis important as it adds to the growing body of evidence on gender differences within the frame of choice under risk and strategic uncertainty, and it provides further support for the idea that females are generally more sensitive to the contextual frame (Croson and Gneezy, 2009; Dreber et al., 2013). We find surprising differences in behavioral reactions to the introduction, but not the removal, of leniency across gender. Gender differences have been repeatedly demonstrated in various domains such as risk preferences, social preferences, lying behavior (Childs, 2012), and honesty (Muehlheusser et al., 2015). For example, Hasseldine and Hite (2003) study framing effects in tax compliance and find a significant frame by gender interaction indicating a stronger reaction to changes in framing for females. Although, aside from the standard observation that females are found to be less inclined to be corrupt or evade taxes (see for example Kastlunger et al., 2010; Torgler and Valev, 2010), we did not expect strong gender differences. We present the results first and offer a discussion of the potential mechanisms at the end of this subsection. In

¹⁴For the purpose of this exercise, we present the following analysis at the individual level since our study was not explicitly designed to study gender effects at the group level.

a first step, we will reconcile the gender outcomes with our previously discussed general results.¹⁵

We start with our first observation pertaining to our previous finding that the tax yield collected is higher in *LEN* than in *NoLEN*. A look at the actual amount of taxes paid reveals a significant increase for males from 17.7 ECU in *NoLEN* to 25.1 ECU in *LEN* (MWW, $N = 38$, $z = -2.1880$, $p = 0.0287$), whereas we do not observe a significant increase on the side of the females. We also find that the general increase in taxes declared is solely driven by female participants, indicating a marginally significant increase from 17.4 ECU when lenience is absent to 26.5 ECU where lenience is present (MWW, $N = 28$, $z = -1.7510$, $p = 0.0799$), whereas male behavior remains statistically invariant to the existence of leniency in the *LEN* treatment. Additionally, for female participants, we do not observe that the existence of a lenience mechanism causes any significant change in either the frequency at which bribes were offered or the size of the bribe. However, while the former result also holds for male participants, we observe a statistically significant increase in bribe sizes from 14.0 ECU in *NoLEN* to 17.0 ECU in *LEN* (MWW, $N = 37$, $z = -2.1920$, $p = 0.0284$). It is worth highlighting that this significant increase in bribe sizes does not yield a sufficient compensation for the increased risk on the side of the tax officers, leading to a significant drop in successful collusion of male taxpayers, resulting in a decrease from 58.3% in *NoLEN* to 41.8% in *LEN* (MWW, $N = 38$, $z = 2.0750$, $p = 0.0380$). We do not observe a significant change in collusion rates of females. Next, we turn to an analysis of gender heterogeneity in our two treatments with institutional history, *NoL-L* and *L-NoL*. Surprisingly, although we find no significant differences with regards to taxes actually paid, we find ample gender heterogeneity concerning the introduction or removal of leniency. The results indicate that females strongly react to the introduction of leniency by decreasing their declared tax amounts from 21.2 ECU to 13.2 ECU in the *NoL-L* condition (MWW, $N = 64$, $z = 2.6740$, $p < 0.0001$). There is no adjustment in behavior after the removal of leniency in the *L-NoL* condition. Males, on the other hand, remain completely invariant to institutional changes with respect to the amount of declared taxes. We present the results in Figure 8.¹⁶

The experimental design adopted in our study included two main factors that potentially play a role in explaining female participants' reactions to the implemented institutional change. The first ingredient is risk (to be fined) and the second one is the particular institutional setting adopted. For one, a general difference in risk attitudes

¹⁵Here, we are more interested in within-gender differences across different institutional environments, rather than between-gender differences within the same institutional settings. In terms of level differences, our findings are in line with existing research suggesting that males are generally more prone to risky behavior and, often as a consequence thereof, engage in illicit behavior more often and to a larger extent than females (cf. Torgler and Valev, 2010; Banuri and Eckel, 2012).

¹⁶Other results indicate that both male and female participants neither adjust the bribe frequency nor bribe size significantly in any direction regardless of whether leniency was introduced to a no-lenience environment or vice versa. We also do not observe any significant gender heterogeneity with regards to successful collusion.

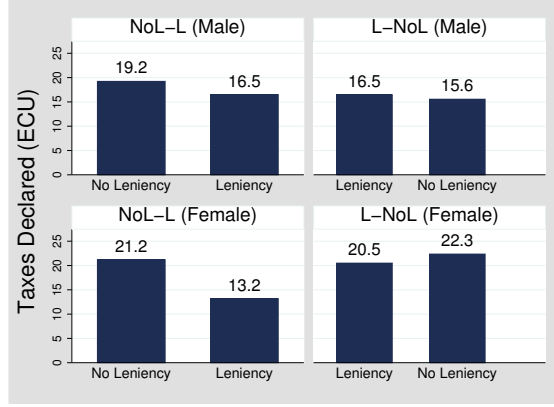


Figure 8: Average amount of taxes declared by gender and treatment.

across gender could potentially explain the significant drop in female tax compliance after the introduction of a leniency mechanism in our *NoL-L* condition, as leniency sharply reduces the risk of deviant behavior by design.¹⁷ Additionally, Lighthall et al. (2009) studied how stress affects decision-making under risk and found that males take more risk than females overall. Interestingly, stress increases risk-taking for males, while making females become more risk-averse. Assuming that a regime with leniency is perceived as less stressful for taxpayers as it offers a “safe way out,” the observed different reactions across gender in our *NoL-L* condition might be explained by such an “inverted stress effect.” Unfortunately, we did not collect any physical measure of stress (such as cortisol levels or heartrate) that would allow us to test this explanation, but we view this as an interesting avenue for future research. An alternative explanation would be that the sudden institutional change affects females more strongly than males. This is in line with the work of Croson and Gneezy (2009) and Dreber et al. (2013) who argued that females are more sensitive to contextual framing. There is a growing body of evidence on gender differences within the frame of choice under risk and strategic uncertainty which argues that females are generally more sensitive to the contextual frame. Hasseldine and Hite (2003) study framing effects in tax compliance and find a significant frame by gender interaction indicating a stronger reaction to changes in framing for females. In our context, the introduction of a leniency mechanism renders the tax officer formally responsible, creating a situation where the responsibility (and risk) is shared between the taxpayer and tax officer. Our evidence indicates that females strongly react to this new situation by a drastic drop in compliance. Males appear to be unaffected. It is important to note that the same does not hold for the removal of leniency in the *L-NoL* condition. We interpret this as evidence supporting the idea that gender effects might oftentimes stem from a higher sensitivity of females to the institutional environment as proposed by Croson and Gneezy (2009).

¹⁷It is worth noting that our results remain robust to the control of risk as measured by our risk elicitation task. We do not explicitly show these results for the sake of brevity. However, the results are available upon request from the authors.

4 Discussion and conclusion

Formally instituted leniency rules, specifically between public officials and citizens, are largely absent in the current law system. For this purpose, we introduce an experimental setup that allows us to study the behavioral impacts of such a formal leniency rule. Our results shed light on the effects of a leniency mechanism on collusive bribery in a tax evasion framework utilizing a controlled laboratory setting. We nest collusive corruption in a tax evasion framework in which taxpayers require the cooperation of a tax officer to evade taxes, thus, opening the door for collusive bribery. The leniency mechanism we consider offers leniency to taxpayers for reporting corrupted tax officers. In our setup, leniency not only shifts the risk and negative consequences (fines) of collusive bribery from the taxpayer to the tax officer who otherwise faces little to no consequences, but also renders her formally responsible. Compared to most studies in the tax evasion literature we add a dimension of strategic interaction that allows us to capture a richer strategic environment that is applicable in other domains, including custom duties, that are understudied to date. Further, we investigate the dynamics of institutional changes and their effects on both corruption and tax evasion by considering not only environments with and without leniency, but also the introduction and the removal of such a policy. By doing so we have identified a positive spillover effect of a whistleblowing mechanism from the first half of the experiment, where it was present, to the second half of the experiment, where it is no longer in place.

Comparing settings with and without leniency in the absence of an institutional change, we found leniency to be effective in combating collusive bribery. When leniency for a taxpayer is in place, successful collusion between taxpayer and tax officer is less frequent. Furthermore, it effectively deters the tax officer from accepting bribes; at the same time, we find no evidence that leniency encourages the taxpayer to offer bribes. We identify a lower willingness of the tax officer to accept bribes as the main driver behind the observed effects on collusion. We also find a positive effect of leniency on tax compliance with more taxes being collected when such a mechanism is in place. In addition, our results highlight the role of institutional changes and its importance on the evaluation of policy measures. We show that the introduction of the opportunity to blow the whistle effectively breaks up already established collusive patterns by sowing distrust between the colluding parties, preventing further collusive bribery and tax evasion. In contrast, the removal of the institutional mechanism does not cause similar effects in the opposite direction. This points towards a positive spillover effect of the particular institutional mechanism we consider, i.e., the positive effects of offering leniency to whistleblowers persists even after the mechanism has been removed. This is in line with some recent evidence emphasizing the importance of spillover effects (e.g., see d’Adda et al., 2017; Engl et al., 2017).

We provide empirical evidence emphasizing that a political measure should not be judged in isolation by disregarding the reference point provided by the pre-reform system.

This might lead to an incomplete or even flawed assessment of its effectiveness. It is therefore crucial to consider the history of political or legal systems when deciding upon means to combat corruption and tax evasion. The classical economic model of tax evasion does not consider the fact that individuals are “born into” a certain legal system, but this exact status quo might determine whether a potential reform is effective or not. Taking this evidence into account will be crucial for understanding why sometimes reforms are highly effective in a certain country or cultural environment, but ineffective in others. This might be related to the echo effect found in Mittone (2006) which suggests that a change in the audit sequence affects behavior, because subjects “learn” to be risk-averse or risk-seeking through experiencing early or late first audits. This indicates that past experience can create some sort of reference behavior that cannot easily be “unlearned,” and hence, might enhance or hinder the effectiveness of a subsequent reform. Following that line of reasoning, reforms can turn out to be a one-way street. Once implemented their effects cannot simply be undone by reestablishing the pre-reform regime. Rolling out reforms is a process that ought to be taken with great caution by policy makers.

Appendix

A Theoretical analysis

A.1 One-shot interaction

Consider the bribery game with and without leniency described in Subsection 2.1 above as a one-shot interaction between a TP and a TO, both assumed to be rational in the sense of being risk-neutral expected payoff-maximizers. Assuming the rational model of crime (Allingham and Sandmo, 1972), we now derive theoretical predictions regarding tax compliance and bribe exchange. Our analysis shows that the predicted tax compliance of the TP is the same for both institutional frames. In particular, bribe exchange (collusion) in combination with full tax evasion is the unique equilibrium of the one-shot game under both regimes.¹⁸ On the other hand, the optimal bribe payment is higher in the BGL where reporting is possible.

Both BG and BGL are games of imperfect information (the TO does not observe the amount of taxes declared). We use Perfect Bayesian Equilibrium (PBE) as our solution concept of choice. Denote the amount of taxes declared by D and the bribe offered by b . The TO does not observe the income declared by the TP, hence we assume she holds a belief $\mu : \{0, 1, \dots, I\} \rightarrow [0, 1]$ about D .

We first consider the BG: Given the TO’s belief μ the expected amount of declared income is $D(\mu) = \sum \mu(D)D$. The TO will accept any bribe b that is (weakly) larger than the expected foregone commission $(1 - p)ctD(\mu)$. Thus, the TO optimally accepts a bribe b if and only if

$$b \geq pct(I - D(\mu)) =: b_{BG}(\mu).$$

For fixed parameters p , c , t , and I , the bribe acceptance threshold, which we denote by $b_{BG}(\mu)$, depends only on the expected amount of declared income $D(\mu)$. For the

¹⁸This is in contrast to various games studied in the literature so far, where collusion is only sustainable in the repeated game, but not in a one-shot interaction.

parameters of the experiment, we get $b_{BG}(\mu) = 4.8 - 0.06D(\mu)$, in particular, the TO always accepts all bribes $b > 4.8$ independent of his beliefs.

Assuming that the TO accepts b the TP's payoff for reporting an amount of D is

$$\Pi_{TP}(D, b \mid \text{accept}) = I - tD - b - pt(1 + f)(I - D).$$

Note that Π_{TP} is decreasing in D and b , hence the TP optimally declares an income of zero, that is, $D = 0$ and pays the smallest bribe that is accepted by the TO, $b_{BG}(\mu)$. Further note that, $b_{BG}(\mu) \geq 0$ for all μ and assuming $p(1 + f) < 1$ (which holds for our choice of parameters) it holds that $\Pi_{TP}(0, b_{BG}(\mu) \mid \text{accept}) > (1 - t)I$ for all μ . As a result, the TP's best response is to attempt to evade, offer a bribe $b = b_{BG}(\mu)$, and declare zero taxes, $D = 0$. By weak consistency the TO's beliefs are $\mu(0) = 1$. Therefore $((\text{evade}, b_{BG}(\mu)(0), 0), \text{accept})$ is a PBE with $\mu(0) = 1$. In fact, it is the unique PBE of BG. To see this, assume the TO rejects b . Thus $b < b_{BG}(\mu)$, however, since any $b > b_{BG}(\mu)$ is accepted by sequential rationality, the TP would be better off offering $b > b_{BG}(\mu)$. Hence, there is no PBE where the TO rejects b .

Now consider BGL: Leniency introduces the possibility for a TP to report a corrupted TO following an audit. Since the TO can avoid paying a fine by reporting the TO when being audited, reporting is a dominant strategy for the TP. Assuming that the TP always reports, the TO's acceptance threshold becomes

$$ct(I - D(\mu)) + \frac{p}{1 - p}F =: b_{BGL}(\mu).$$

Intuitively, the TP now has to compensate the TO not only for his forfeited (expected) salary, but also for the risk of being reported and fined. For the parameters of the experiment, we get $b_{BGL}(\mu) = 8.5 - 0.075D(\mu)$, in particular, the TO always accepts all bribes $b > 8.5$ independent of his beliefs. Given that the TO accepts b the TP's payoff is now

$$\Pi_{TP}(D, b \mid \text{accept}, \text{report}) = I - tD - b - pt(I - D).$$

This payoff is still decreasing in D and b , and, as a result, the TP prefers to declare zero taxes and pay the smallest bribe that is accepted by the TO, $b_{BGL}(\mu)$. Also in BGL we have $b_{BGL}(\mu) \geq 0$ for all μ . Thus, given the parameters of our experiment $\Pi_{TP}(0, b_{BG}(\mu) \mid \text{accept}) > (1 - t)I$ for all μ . Similar arguments as above lead to the conclusion that BGL also has a unique PBE, given by $((\text{evade}, b_{BGL}(0), 0, \text{report}), \text{accept})$ with $\mu(0) = 1$.

In both, BG and BGL, collusion is the unique equilibrium of the one-shot game. However, since $b_{BGL}(\mu) > b_{BG}(\mu)$ for any μ , the bribe acceptance threshold in BGL is higher in comparison to BG. We note that for both games the bribe acceptance threshold is decreasing in the mean of the TO's belief μ .

A.2 Moral costs

Up to this point we have assumed that paying a bribe involves no additional cost that the taxpayer has to bear (of course, except for the fine when audited). It has been argued that people may suffer moral costs when engaging in illicit behavior. Previous research indicates that moral costs are a strong mediator of illicit behavior (i.e., Mazar et al., 2008 or Gneezy et al., 2018; for a recent meta-study see Abeler et al., 2016). In this section, we seek to explore the consequences of moral costs within our framework of collusive bribery.

Let $c_b > 0$ be the taxpayer's moral cost of bribe giving, $c_D > 0$ the taxpayer's moral cost of tax evasion, and $c_A > 0$ the tax officer's moral cost of accepting a bribe in BG. The presence of a leniency mechanism is likely to affect moral costs, hence we denote the corresponding moral costs in BGL by $c_b^L > 0$, $c_D^L > 0$, and $c_A^L > 0$, respectively.

Moral costs increase the TO's acceptance threshold to $b_{CA}(\mu) = b_{BG}(\mu) + c_A$ and $b_{CL}(\mu) = b_{BGL}(\mu) + c_A^L$ in BG and BGL, respectively. As long as moral costs are not excessive collusion is still the unique equilibrium although featuring higher bribe payments. However, when the TO's moral costs are high enough collusion might fail. Since leniency not only puts the TO at risk of being fined, but also renders her formally responsible, it might also increase the TO's moral cost, that is, $c_A^L > c_A \geq 0$. If moral costs are moderate in the absence of leniency, but very high when it is in place, we would expect collusion in BG but no collusion in BGL.

Moral costs on the side of the taxpayer effectively decrease his payoff from engaging in tax evasion by $c_b + c_D$ and $c_b^L + c_D^L$ in BG and BGL, respectively. For high enough moral costs, the TP will refrain from tax evasion and bribe giving. Moreover, since leniency offers a safe way out for the taxpayer when being detected, it shifts risk and responsibility from the taxpayer to the tax officer. This possibly reduces the moral cost associated to tax evasion and bribery on the side of the taxpayer, that is, $c_b^L < c_b$ and $c_D^L < c_D$. It is thus possible, that decreased moral costs under leniency would encourage the taxpayer to engage in tax evasion and bribery in BGL.

B Summary statistics

Table 2 provides an overview of the behavior in all four treatments. We report the frequency of successful bribe exchanges (collusion), the frequency of bribe offers, the amount of bribes paid, the proportion of bribes accepted by the tax officer, tax compliance (both attempted and effective), and the propensity of taxpayers to report tax officers when given the chance.

Table 2: Summary statistics across treatments.

Treatment	<i>NoLEN</i>	<i>LEN</i>	<i>NoL-L</i>		<i>L-NoL</i>	
Rounds	1-20	1-20	1-10	11-20	1-10	11-20
Collusion (in %)	52.3	34.6	43.2	41.7	38.3	48.8
BribeOffered (in %)	71.0	57.3	65.0	70.5	72.4	66.0
BribeSize (in ECU)	14.4	16.6	13.1	15.4	16.6	15.2
AccRate (in %)	73.1	58.8	64.5	59.7	52.2	74.2
TaxDeclared (in ECU)	13.9	20.6	20.2	14.9	18.1	18.3
TaxPaid (in ECU)	20.1	27.9	26.8	24.8	27.5	23.4
Reporting (in %)	-	85.5	-	91.5	98.7	-

Note: Collusion denotes the incidence of successful bribe exchanges (bribes offered and accepted); BribeOffered denotes the incidence of a bribe being offered relative to all situation where this was possible; BribeSize is the average size of the offered bribes (0-30 ECU); AccRate denotes the fraction of bribe offers that were accepted by tax officers; TaxesDeclared denotes the amount of taxes initially reported (0-40 ECU); TaxesPaid denotes that taxes actually paid according to the final accepted report (0-40 ECU); Reporting denotes the fraction of reporting decisions by taxpayers when audited.

C Additional analysis

Table 3: Logistic panel regression with random effects of acceptance on bribe size.

Accepted	<i>NoLEN</i>	<i>LEN</i>	<i>NoL-L</i>	<i>L-NoL</i>
BribeSize	0.3987*** (0.1219)	0.1613*** (0.0445)	0.2434*** (0.0501)	0.2403*** (0.0578)
Leniency			-0.1954 (0.5717)	-2.5350* (1.3143)
Leniency \times BribeSize			-0.0607** (0.0296)	0.0229 (0.0750)
Constant	-4.1264** (1.8780)	-2.1187*** (0.7271)	-2.1590*** (0.7008)	-1.9292* (1.0607)
Linear combination test			0.1828*** (0.03703)	0.2632** (0.1142)
BribeSize + Leniency \times BribeSize				
Observations	426	413	894	581

Note: Standard errors clustered at the group level in parentheses. * $p < 0.1$, ** $p < 0.05$, *** $p < 0.01$.

References

- Abbink, K., Dasgupta, U., Gangadharan, L., and Jain, T. (2014). Letting the Briber Go Free: An Experiment on Mitigating Harassment Bribes. *Journal of Public Economics*, 111:17–28.
- Abbink, K. and Hennig-Schmidt, H. (2006). Neutral Versus Loaded Instructions in a Bribery Experiment. *Experimental Economics*, 9(2):103–121.
- Abbink, K., Irlenbusch, B., and Renner, E. (2002). An Experimental Bribery Game. *Journal of Law, Economics, and Organization*, 18(2):428–454.
- Abbink, K. and Wu, K. (2017). Reward Self-Reporting to Deter Corruption: An Experiment on Mitigating Collusive Bribery. *Journal of Economic Behavior & Organization*, 133:256–272.
- Abeler, J., Nosenzo, D., and Raymond, C. (2016). Preferences for truth-telling. CESifo Working Paper Series.
- Allingham, M. G. and Sandmo, A. (1972). Income Tax Evasion: A Theoretical Analysis. *Journal of Public Economics*, 1(3-4):323–338.
- Alm, J., Cronshaw, M. B., and McKee, M. (1993). Tax Compliance with Endogenous Audit Selection Rules. *Kyklos*, 46(1):27–45.
- Apesteguia, J., Dufwenberg, M., and Selten, R. (2007). Blowing the Whistle. *Economic Theory*, 31(1):143–166.
- Banerjee, R. (2016a). Corruption, Norm Violation and Decay in Social Capital. *Journal of Public Economics*, 137:14–27.
- Banerjee, R. (2016b). On the Interpretation of Bribery in a Laboratory Corruption Game: Moral Frames and Social Norms. *Experimental Economics*, 19(1):240–167.

- Banuri, S. and Eckel, C. (2012). Experiments in Culture and Corruption: A Review. *New Advances in Experimental Research on Corruption*, 15:51.
- Bartuli, J., Djawadi, B., and Fahr, R. (2016). Business Ethics in Organizations: An Experimental Examination of Whistleblowing and Personality. IZA Discussion Paper No. 10190.
- Basu, K. (2011). Why, for a Class of Bribes, the Act of Giving a Bribe Should Be Treated as Legal. *Technical Report 172011, Ministry of Finance, Government of India*.
- Bigoni, M., Fridolfsson, S.-O., Le Coq, C., and Spagnolo, G. (2012). Fines, Leniency, and Rewards in Antitrust. *The RAND Journal of Economics*, 43(2):368–390.
- Bø, E. E., Slemrod, J., and Thoresen, T. O. (2015). Taxes on the Internet: Deterrence Effects of Public Disclosure. *American Economic Journal: Economic Policy*, 7(1):36–62.
- Breuer, L. (2013). Tax Compliance and Whistleblowing – The Role of Incentives. *The Bonn Journal of Economics*.
- Buccirossi, P. and Spagnolo, G. (2006). Leniency Policies and Illegal Transactions. *Journal of Public Economics*, 90(6):1281–1297.
- Butler, J., Serra, D., and Spagnolo, G. (2017). Motivating Whistleblowers. Working Paper.
- CADE (2016). CADE’s Antitrust Leniency Program. Guidelines of the Administrative Council for Economic Defense, Brazil.
- Childs, J. (2012). Gender Differences in Lying. *Economics Letters*, 114(2):147–149.
- Christöfl, A., Leopold-Wildburger, U., and Rasmußen, A. (2017). An Experimental Study on Bribes, Detection Probability and Principal Witness Policy. *Journal of Business Economics*, 87(8):1067–1081.
- Coricelli, G., Joffily, M., Montmarquette, C., and Villeval, M. C. (2010). Cheating, Emotions, and Rationality: An Experiment on Tax Evasion. *Experimental Economics*, 13(2):226–247.
- Croson, R. and Gneezy, U. (2009). Gender Differences in Preferences. *Journal of Economic Literature*, 47(2):448–474.
- d’Adda, G., Capraro, V., and Tavoni, M. (2017). Push, Dont Nudge: Behavioral Spillovers and Policy Instruments. *Economics Letters*, 154:92–95.
- Dimant, E. (2017). On Peer Effects: Contagion of Pro- and Anti-Social Behavior and the Role of Social Cohesion. CeDEx Discussion Paper Series ISSN 1749-3293.
- Dimant, E. and Tosato, G. (2017). Causes and Effects of Corruption: What Has Past Decade’s Empirical Research Taught Us? A Survey. *Journal of Economic Surveys*.
- Dreber, A., Ellingsen, T., Johannesson, M., and Rand, D. G. (2013). Do People Care About Social Context? Framing Effects in Dictator Games. *Experimental Economics*, 16(3):349–371.

- Dufwenberg, M. and Spagnolo, G. (2015). Legalizing Bribe Giving. *Economic Inquiry*, 53(2):836–853.
- Dyck, A., Morse, A., and Zingales, L. (2010). Who Blows the Whistle on Corporate Fraud? *The Journal of Finance*, 65(6):2213–2253.
- Eckel, C. and Grossman, P. (1996). Altruism in Anonymous Dictator Games. *Games and Economic Behavior*, 16:181–191.
- Engel, C., Goerg, S. J., and Yu, G. (2013). Symmetric vs. Asymmetric Punishment Regimes for Bribery. Mimeo.
- Engl, F., Riedl, A., and Weber, R. A. (2017). Spillover Effects of Institutions on Cooperative Behavior, Preferences and Beliefs. IZA Discussion Paper No. 10781.
- Fortin, B., Lacroix, G., and Villeval, M.-C. (2007). Tax Evasion and Social Interactions. *Journal of Public Economics*, 91(11):2089–2112.
- Gneezy, U., Kajackaite, A., and Sobel, J. (2018). Lying Aversion and the Size of the Lie. *American Economic Review*, 108(2):419–53.
- Hasseldine, J. and Hite, P. A. (2003). Framing, Gender and Tax Compliance. *Journal of Economic Psychology*, 24(4):517–533.
- Heinemann, F. and Kocher, M. G. (2013). Tax Compliance under Tax Regime Changes. *International Tax and Public Finance*, 20(2):225–246.
- Heyes, A. and Kapur, S. (2009). An Economic Model of Whistle-Blower Policy. *Journal of Law, Economics, and Organization*, 25(1):157–182.
- Holt, C. A. and Laury, S. K. (2002). Risk Aversion and Incentive Effects. *American Economic Review*, 92(5):1644–1655.
- Kamm, A., Koch, C., and Nikiforakis, N. (2017). The Ghost of Institutions Past: History as an Obstacle to Fighting Tax Evasion. Verein für Socialpolitik/German Economic Association.
- Kastlunger, B., Dressler, S. G., Kirchler, E., Mittone, L., and Voracek, M. (2010). Sex Differences in Tax Compliance: Differentiating between Demographic Sex, Gender-role Orientation, and Prenatal Masculinization (2D:4D). *Journal of Economic Psychology*, 31(4):542–552.
- Lambsdorff, J. G. and Frank, B. (2010). Bribing versus Gift-Giving – an Experiment. *Journal of Economic Psychology*, 31(3):347–357.
- Landsberger, M. and Meilijson, I. (1982). Incentive Generating state Dependent Penalty System: The Case of Income Tax Evasion. *Journal of Public Economics*, 19(3):333–352.
- Lighthall, N. R., Mather, M., and Gorlick, M. A. (2009). Acute Stress Increases Sex Differences in Risk Seeking in the Balloon Analogue Risk Task. *PLoS One*, 4(7).
- Luz, R. D. and Spagnolo, G. (2017). Leniency, Collusion, Corruption, and Whistleblowing. *Journal of Competition Law & Economics*, 13(4):729–766.

- Makowsky, M. and Wang, S. (2017). Embezzlement, Whistleblowing, and Organizational Architecture: An Experimental Investigation. GMU Working Paper in Economics No. 15-59.
- Mazar, N., Amir, O., and Ariely, D. (2008). The Dishonesty of Honest People: A Theory of Self-Concept Maintenance. *Journal of Marketing Research*, 45(6):633–644.
- Mittone, L. (2006). Dynamic Behaviour in Tax Evasion: An Experimental Approach. *The Journal of Socio-Economics*, 35(5):813–835.
- Muehlheusser, G., Roider, A., and Wallmeier, N. (2015). Gender Differences in Honesty: Groups versus Individuals. *Economics Letters*, 128:25–29.
- OECD (2014). OECD Foreign Bribery Report.
- Orviska, M. and Hudson, J. (2003). Tax Evasion, Civic Duty and the Law Abiding Citizen. *European Journal of Political Economy*, 19(1):83–102.
- Raymond, M. (1999). Enforcement Leverage when Penalties are Restricted: a Reconsideration under Asymmetric Information. *Journal of Public Economics*, 73(2):289–295.
- Schmolke, K. U. and Utikal, V. (2016). Whistleblowing: Incentives and Situational Determinants. FAU – Discussion Papers in Economics, No. 09/2016.
- Slemrod, J. (2007). Cheating Ourselves: The Economics of Tax Evasion. *The Journal of Economic Perspectives*, 21(1):25–48.
- Spagnolo, G. (2004). Divide et Impera: Optimal Leniency Programs. CEPR Discussion Papers 4840.
- Spagnolo, G. (2006). Leniency and Whistleblowers in Antitrust. In *Handbook of Antitrust Economics*. MIT Press, Cambridge, MA.
- Torgler, B. and Valev, N. T. (2010). Gender and Public Attitudes Toward Corruption and Tax Evasion. *Contemporary Economic Policy*, 28(4):554–568.
- Weisel, O. and Shalvi, S. (2015). The Collaborative Roots of Corruption. *Proceedings of the National Academy of Sciences of the United States of America*, 112(34):10651.