

Forslund, Anders; Gottfries, Nils; Westermark, Andreas

Working Paper

Real and nominal wage adjustment in open economies

CESifo Working Paper, No. 1649

Provided in Cooperation with:

Ifo Institute – Leibniz Institute for Economic Research at the University of Munich

Suggested Citation: Forslund, Anders; Gottfries, Nils; Westermark, Andreas (2006) : Real and nominal wage adjustment in open economies, CESifo Working Paper, No. 1649, Center for Economic Studies and ifo Institute (CESifo), Munich

This Version is available at:

<https://hdl.handle.net/10419/19113>

Standard-Nutzungsbedingungen:

Die Dokumente auf EconStor dürfen zu eigenen wissenschaftlichen Zwecken und zum Privatgebrauch gespeichert und kopiert werden.

Sie dürfen die Dokumente nicht für öffentliche oder kommerzielle Zwecke vervielfältigen, öffentlich ausstellen, öffentlich zugänglich machen, vertreiben oder anderweitig nutzen.

Sofern die Verfasser die Dokumente unter Open-Content-Lizenzen (insbesondere CC-Lizenzen) zur Verfügung gestellt haben sollten, gelten abweichend von diesen Nutzungsbedingungen die in der dort genannten Lizenz gewährten Nutzungsrechte.

Terms of use:

Documents in EconStor may be saved and copied for your personal and scholarly purposes.

You are not to copy documents for public or commercial purposes, to exhibit the documents publicly, to make them publicly available on the internet, or to distribute or otherwise use the documents in public.

If the documents have been made available under an Open Content Licence (especially Creative Commons Licences), you may exercise further usage rights as specified in the indicated licence.

REAL AND NOMINAL WAGE ADJUSTMENT
IN OPEN ECONOMIES

ANDERS FORSLUND
NILS GOTTFRIES
ANDREAS WESTERMARK

CESIFO WORKING PAPER NO. 1649
CATEGORY 4: LABOUR MARKETS
JANUARY 2006

An electronic version of the paper may be downloaded

- *from the SSRN website:* www.SSRN.com
- *from the CESifo website:* www.CESifo-group.de

REAL AND NOMINAL WAGE ADJUSTMENT IN OPEN ECONOMIES

Abstract

How are wages set in an open economy? What role is played by demand pressure, international competition, and structural factors in the labour market? How important is nominal wage rigidity and exchange rate policy for the evolution of real wages and competitiveness? To answer these questions, we formulate a theoretical model of wage bargaining in an open economy and use it to derive a simple wage equation where all parameters have clear economic interpretations. We estimate the wage equation on data for aggregate manufacturing wages in Denmark, Finland, Norway, and Sweden from the mid 1960s to the mid 1990s.

JEL Code: E52, F33, F41, J31, J51, J63, J64.

Keywords: wage formation, efficiency wage, turnover, bargaining, rent sharing, nominal wage rigidity, exchange rate policy, competitiveness.

Anders Forslund
Institute for Labour Market Policy
Evaluation and Department of Economics
Uppsala University
Box 513
75120 Uppsala
Sweden
Anders.Forslund@ifau.uu.se

Nils Gottfries
Department of Economics
Uppsala University
Box 513
75120 Uppsala
Sweden
nils.gottfries@nek.uu.se

Andreas Westermark
Department of Economics
Uppsala University
Box 513
75120 Uppsala
Sweden
Andreas.Westermark@nek.uu.se

17 November 2005

We are grateful for very helpful comments from Louis Christofides, Steinar Holden, Bertil Holmlund, Ann-Sofie Kolm, Ragnar Nymoen, Asbjørn Rødseth, and seminar participants at Institute of Labour Market Policy Evaluation, CESifo, and the Universities of Oslo, Umeå, Uppsala, and Zurich. We thank the Institute of Labour Market Policy Evaluation (IFAU) for financial support and Ragnar Nymoen and Asbjørn Rødseth for access to their database.

1. Introduction

Wage formation and competitiveness are important concerns in open economies and aggregate wage equations have been estimated for a long time in the Nordic countries. Most recent research on aggregate wage determination employs an error-correction approach, where a long run equilibrium condition is embedded in a statistical model of the dynamics.¹ In such models, the long run equilibrium condition is usually a relation between the *wage share* and unemployment. The basic idea is that when unemployment is high, workers can appropriate a smaller share of the cake.

Such a specification appears reasonable and has had empirical success, but its relation to wage bargaining theory is somewhat unclear. A close look reveals several inconsistencies between the standard theoretical bargaining model - as presented by e.g. Layard, Nickell & Jackman (1991) – and the typical empirical wage equation.² First, the *wage share is constant* and independent of unemployment in the standard theoretical model. This makes it hard to see how we can rationalize an empirical specification where there is a long run relation between the wage share and unemployment. Second, a standard theoretical result is that the *equilibrium wage is proportional to the unemployment benefit*, with a “mark up” that depends on the level of unemployment, implying a unit elasticity of the wage with respect to the unemployment benefit (see *Appendix 1*). In empirically estimated wage equations, benefits play a much more modest role. Third, the standard union bargaining model allows *only an indirect role for productivity* in the wage equation. For a given level of unemployment, productivity affects wages only if it affects unemployment benefits or the value of leisure and home production.³ Empirical models typically allow productivity to have a direct effect on wages. The same argument applies to foreign prices and exchange rates. Finally, most theoretical wage bargaining models are *real and static* models which say nothing about adjustment to shocks and leave no role for monetary (exchange rate) policy. Empirical error-correction models allow a general, data-based, dynamic structure, but with

¹ See Nymoén (1989), Calmfors & Nymoén (1990), Rodseth and Holden (1990), Johansen (1995), Forslund & Kolm (2004), Holden & Nymoén (2001), Nymoén & Rødseth (2003), Bårdsen, Eitrheim, Jansen & Nymoén (2005).

² In *Appendix 1* we present a model where the “threat point” of the workers is the expected utility if a worker leaves the firm without a job, the production function has constant returns to scale, and capital can be rented at a given cost in the world market. Under these conditions, the equilibrium wage is proportional to the unemployment benefit with a “mark up” that depends on the level of unemployment. The discussion below is closely related to Manning (1993).

³ This is discussed by Manning (1993), Bean (1994), and Nymoén and Rodseth (2003).

highly endogenous variables on the right hand side of the estimated equation, the economic interpretation of the adjustment coefficients becomes unclear.⁴

In this paper we try to improve the link between theory and empirical work in this area. We formulate a model of wage bargaining in an open economy and derive a simple wage equation where all parameters have clear economic interpretations. We estimate the wage equation on data for aggregate manufacturing wages in Denmark, Finland, Norway, and Sweden. The period is the mid 1960s to the mid 1990s when exchange rates were pegged but occasionally adjusted.

Our theoretical bargaining model differs in two ways from the standard union bargaining model (Layard, Nickell & Jackman (1991)). First, we assume that firms face product demand curves, which are *not constant-elastic*. Instead, the elasticity increases in absolute value with the firm's relative price.⁵ When demand curves have this characteristic, we can derive a long run wage equation which resembles empirical error-correction models, and where foreign competitors' prices, exchange rates, and productivity affect wages directly. Second, we follow Gottfries & Westermarck (1998) and Eriksson & Gottfries (2005) and assume that *to quit is not a credible threat* in the wage bargain. Therefore, unemployment benefits play a more indirect role compared to the Nash bargaining model where the utility if unemployed is taken as the threat point.

Our dynamic specification is based explicitly on nominal wage contracts and the dynamic adjustment coefficients can be interpreted in terms of the information available to wage setters. Most of the period, exchange rates in the Nordic countries were fixed to some currency (or basket of currencies) and occasionally adjusted (devalued). The exchange rate was the key monetary policy variable and the main monetary policy shocks were discrete changes in the exchange rate.⁶ By examining how nominal wages responded to exchange rate changes and other variables, we obtain measures of nominal wage rigidity.

The resulting wage equations have a good fit and most parameters are estimated with precision and reasonably similar across countries. Wages depend on unemployment, but also on the scope for wage increases in the tradable sector. Based on our theoretical model we

⁴ When, for example, the domestic inflation rate is included in the wage equation, it is hard to know whether a significant coefficient arises because wages adjust quickly to inflation or because shocks to wage costs are passed through quickly into prices.

⁵ This assumption is consistent with evidence of less than full pass-through of exchange rate changes into export prices in foreign currency and pricing to market; see e. g. Gottfries (2002).

⁶ With integrated financial markets, a fixed exchange rate implies complete loss of control over monetary aggregates and interest rates. Although financial markets were regulated until the early 1980's, the openness of the Nordic economies meant that firms had considerable opportunities to move their funds to other countries and

interpret this as evidence that workers have bargaining power. Unemployment benefits are important, and rising replacement ratios have contributed to increasing unemployment, but the elasticity with respect to unemployment benefits is far below the unit value predicted by the standard Nash bargaining model. Shocks to exchange rates and productivity have large and persistent effects on competitiveness, indicating a high degree of nominal wage rigidity. We conclude that exchange rate policy and demand management have played a very important role in the medium term.

Our paper builds on a long tradition of modelling wage formation in the Nordic countries. According to the “Scandinavian model of inflation,” wages in the tradable industry must adjust to the scope for wage increases, determined as the sum of productivity growth and price increases for tradable goods.⁷ This model fitted Norwegian and Swedish data for the 1960’s fairly well, but in the mid 1970’s, wages rose far in excess of the scope, and this was followed by a series of devaluations in the late 1970’s and early 1980’s.⁸ Searching for richer models, with better micro-foundations, Scandinavian economists turned to union bargaining models and several authors estimated real wage equations which were inspired by wage bargaining theory.⁹ Starting with Nymoen (1989) and Calmfors & Nymoen (1990), subsequent research on aggregate wage determination has been heavily influenced by the error-correction approach, where a long run equilibrium condition is embedded in a statistical model of the dynamics. Our theoretical model combines elements from the Scandinavian model of inflation, union bargaining theory, and efficiency wage theory, and we derive a wage equation which has similarities with the error-correction equations estimated in recent work by e. g. Nymoen & Rødseth (2003) and Bårdsen et. al (2005).

In Section 2 we derive a long run wage equation relating the wage to the scope for wage increases, unemployment, and unemployment benefits. In Section 3 we introduce nominal wage rigidity and derive a short run wage equation where unexpected shocks cause temporary deviations from the long run equilibrium condition. In Section 4 we present data and test for cointegration. Empirical results for our baseline dynamic wage equation are

hence the central banks had very limited scope to affect money supply and interest rates. The central banks had to set the interest rate that was required in order to maintain the fixed exchange rate.

⁷ See Aukrust, Holte & Stoltz (1967), Edengren, Faxen & Ohdner (1970), Aukrust (1977), Lindbeck (1979).

⁸ Observing wage increases far in excess of what was predicted by the Scandinavian model, economists considered the scope as - at most - a long run determinant of wages. Calmfors (1979) combined a Phillips curve with a long run zero profit condition to a model of fluctuations around the long run course determined by foreign prices and productivity.

⁹ Examples are Hersoug, Kjaer & Rødseth (1986), the country studies in Calmfors (1990), and Holm, Honkapohja, & Koskela (1994). This work was inspired by union bargaining theory (e.g. Calmfors (1982), Oswald (1985)) and the empirical application to the UK by Layard & Nickell (1986).

presented in Section 5 and alternative specifications are considered in Section 6. We end by summarising our results and comparing with other studies.

2. The Long Run Wage Equation

Let the production function of an individual firm be $Y = K^\alpha (ZN)^{1-\alpha}$ where Z is an exogenously given technology factor, K is capital and N is the number of workers. Capital is rented at a price R and there are no adjustment costs for capital. Turnover among workers is $S(W/\bar{W})AN$ and depends on the firm's own wage, W , the average wage, \bar{W} , and the probability A that a worker searching on the job does get a new job. The function S is decreasing and convex in the relevant region.¹⁰ Turnover is associated with a cost $c\bar{W}$ per quitting worker so the profit of the firm is:

$$\Pi = PY - (W + c\bar{W}S(W/\bar{W})A)N - RK, \quad (1)$$

where P is the price set by the firm. Given factor prices, a cost minimizing choice of input quantities implies the cost function:

$$C(W, \bar{W}, A, R, Y, Z) = \kappa (W + c\bar{W}S(W/\bar{W})A)^{1-\alpha} R^\alpha Y / Z^{1-\alpha}, \quad (2)$$

where $\kappa = \alpha^{-\alpha}(1-\alpha)^{\alpha-1}$. The demand facing an individual firm is $D(P/\bar{P})$ where \bar{P} is the average price in the market. After wages have been set, the firm sets the price and hires capital and labour so as to maximise profits. Without loss of generality we may think of the firm as choosing its *relative* price to maximise real profit, and define maximised real profit as:

$$\Pi\left(\frac{W}{\bar{W}}, \frac{\Theta}{\bar{W}}, A\right) \equiv \max_{P/\bar{P}} \left(\frac{P}{\bar{P}} - \kappa \left(\frac{W/\bar{W} + cS(W/\bar{W})A}{\Theta_i/\bar{W}} \right)^{1-\alpha} \right) D\left(\frac{P}{\bar{P}}\right), \quad (3)$$

where $\Theta = Z(P/R^\alpha)^{\frac{1}{1-\alpha}}$. The first order condition with respect to price

$$\frac{P}{\bar{P}} = \left(1 + \frac{D(P/\bar{P})\bar{P}}{D'(P/\bar{P})P} \right)^{-1} \kappa \left(\frac{W + c\bar{W}S(W/\bar{W})A}{\Theta} \right)^{1-\alpha}, \quad (4)$$

implies a price equation of the form:

$$\frac{P}{\bar{P}} = \Omega\left(\frac{W}{\Theta}, \frac{\bar{W}}{W}, A\right). \quad (5)$$

¹⁰ See Eriksson & Gottfries (2005) for a simple derivation. W denotes the wage paid by the producer, including the tax on labour paid by employers. The latter is assumed to be proportional, so it does not affect the relative wage paid to the worker.

Before we turn to bargaining, let us consider what wage the firm would set if it was free to set the wage. This is the “efficiency wage,” W^e , which minimizes cost per unit:

$$1 + cS'(W^e / \bar{W})A = 0. \quad (6)$$

The efficiency wage, W^e , is such that the direct cost of a marginal wage increase is equal to the benefit from lower turnover costs. If, for example, $S(W / \bar{W}) = (W / \bar{W})^{-\sigma}$ we get the efficiency wage as: $W^e / \bar{W} = (\sigma c A)^{1/(1+\sigma)}$. The optimal relative wage increases with the state of the labour market, measured by the probability that an employed job seeker gets a job.

Bargaining

We assume that bargaining occurs in an individual firm, or a group of identical firms. The firm/group is small enough that it takes aggregate labour market conditions as given. The firm’s objective is to maximize profits and the workers/union cares about the real wage W_i / P^c , where P^c is the consumer price index. To model bargaining, we follow Gottfries & Westermark (1998). If there is a conflict, there is no production, no wages are paid, and the two parties make alternating bids. When a bid has been rejected, it may turn out that the workers are unable to continue the strike, in which case the firm can set the wage that it prefers, W^e . Let δ be the discount factor relevant to the period between bids and let ϕ be the probability that the workers cannot continue the strike. The worker’s optimal bid W^w is such that the firm is indifferent between taking the bid and continuing the conflict:

$$\Pi\left(\frac{W^w}{\bar{W}}, \frac{\Theta}{\bar{W}}, A\right) = \delta \left[(1 - \phi) \Pi\left(\frac{W^f}{\bar{W}}, \frac{\Theta}{\bar{W}}, A\right) + \phi \Pi\left(\frac{W^e}{\bar{W}}, \frac{\Theta}{\bar{W}}, A\right) \right]; \quad (7)$$

the function Π is defined in (3). Analogously, the firm’s optimal bid W^f is such that the worker is indifferent between taking the offer and continuing the conflict. Hence we have:

$$\frac{W^f}{P^c} = \delta \left((1 - \phi) \frac{W^w}{P^c} + \phi \frac{W^e}{P^c} \right). \quad (8)$$

In equilibrium the first bid is accepted.¹¹ Assuming that the worker makes the first bid, so that $W = W^w$, we can substitute (8) into (7) to get an equation that determines W :

$$\Pi\left(\frac{W}{\bar{W}}, \frac{\Theta}{\bar{W}}, A\right) = \delta \left[(1 - \phi) \Pi\left(\delta(1 - \phi) \frac{W}{\bar{W}} + \delta\phi \frac{W^e}{\bar{W}}, \frac{\Theta}{\bar{W}}, A\right) + \phi \Pi\left(\frac{W^e}{\bar{W}}, \frac{\Theta}{\bar{W}}, A\right) \right]. \quad (9)$$

¹¹ Thus the wage depends on who makes the first bid but if we let the time between bids go to zero, the strategic advantage of the first bidder disappears.

From (6) we know that W^e / \bar{W} is a function of A and thus (6) and (9) implicitly determine W / \bar{W} as a function of Θ / \bar{W} and A :

$$\frac{W}{\bar{W}} = F\left(\frac{\Theta}{\bar{W}}, A\right). \quad (10)$$

The variable Θ summarizes the key factors determining the surplus to be shared between the firm and the workers. How does the wage depend on Θ ?

Proposition 1: The bargained wage increases with Θ if and only if workers have bargaining power and demand becomes more elastic as the relative price increases.

Proof: See Appendix 1.

To get some intuition for this result, consider an increase in the market price \bar{P} . At an unchanged price P this implies a decrease in the firm's relative price P / \bar{P} so demand becomes less elastic. The firm will raise its price and the surplus per worker will increase; hence the bargained wage will also rise.

If demand is constant-elastic the wage is independent of Θ .¹² This case is often discussed in the literature (e. g. Layard, Nickell & Jackman 1991). But evidence on pricing behaviour suggests that the price elasticity is indeed increasing (in absolute value) in the relative price. Less than full pass-through of exchange rate changes into export prices and evidence on price discrimination (pricing to market) in international markets can be readily explained when demand functions have this characteristic.¹³

The wage does not depend on the consumer price index. What matters is the competition for workers: the average wage level and how easy it is for employed job searchers to get a job. When workers have bargaining power the wage will depend on the firm's ability to pay: productivity, product price, and the required return on capital (all included in Θ).

Foreign influences via goods and capital markets

In order to understand wage formation in a small open economy with a pegged exchange rate, the distinction between tradable and nontradable goods is important. With a pegged exchange rate, foreign competitors' prices are exogenous for the small open economy, and this affects

¹² In this case we can write $\Pi(W_i, \bar{W}, \Theta_i, A) = \tilde{\Pi}(W_i, \bar{W}, A)\Theta_i$ for some function $\tilde{\Pi}$.

¹³ See e. g. Goldberg & Knetter (1997), Gottfries (2002).

prices of domestically produced traded goods. Since the prices of nontradable goods are largely determined by costs, there is a strong simultaneity between nontradable goods' prices and wages.¹⁴ For this reason, we will not try to estimate a wage equation for the nontradable sector. Instead we use the price equation for nontradable goods to solve for the wage in the tradable sector as a function of more exogenous variables.

Assume that there are two sectors, a tradable and a non-tradable sector, with wages W, W^N and productivities Z, Z^N , and that firms in the two sectors hire from a common labour market with average wage \bar{W} . The latter is approximated by $\bar{W} = (W)^\lambda (W^N)^{1-\lambda}$ where λ reflects the size of the traded goods sector. Firms in the traded goods' sector compete only with foreign firms, who charge price P^* in foreign currency and the exchange rate is E . Wages in both sectors are set according to equation (10):

$$\frac{W}{\bar{W}} = F\left(\frac{\Theta}{\bar{W}}, A\right); \quad \Theta = Z \left(\frac{EP^*}{R^\alpha}\right)^{\frac{1}{1-\alpha}}, \quad (11)$$

$$\frac{W^N}{\bar{W}} = F\left(\frac{\Theta^N}{\bar{W}}, A\right); \quad \Theta^N = Z^N \left(\frac{P^N}{R^\alpha}\right)^{\frac{1}{1-\alpha}}. \quad (12)$$

In a symmetric equilibrium for the nontraded goods sector the price equation (5) implies:

$$1 = \Omega\left(\frac{W^N}{\Theta^N}, \frac{\bar{W}}{W^N}, A\right). \quad (13)$$

Equations (12) and (13) implicitly define a relation $W^N / \bar{W} = H(A)$. Using the definition of \bar{W} we get $\bar{W} = WH(A)^{1/\lambda-1}$ and substituting into (11) we get:

$$F\left(\Theta H(A)^{1-1/\lambda} / W, A\right) = H(A)^{(1-\lambda)/\lambda}. \quad (14)$$

which determines W / Θ as function of and A . Log-linearizing we can write:

$$w = \theta + \gamma a = z + \frac{1}{1-\alpha} [e + p^* - \alpha r] + \gamma a \quad (15)$$

where lower case letters denote logs and $\gamma > 0$. Here and below we leave out constant terms.

We assume that capital goods can be bought and sold in the international market at the price $e + p^*$.¹⁵ Adjustment costs are disregarded and the log of the rental price of capital is taken to be $r = \hat{r} + e + p^*$, where $\hat{r} = \ln(i + \delta - \Delta e^e - \Delta p^{*e})$, i is an interest rate in

¹⁴ In fact, the "prices" of some services are nothing but wage costs per hour.

¹⁵ This assumption is made to simplify.

domestic currency, δ is the depreciation rate, and $\Delta e^e + \Delta p^{*e}$ is the expected future increase in value of the capital good. Substituting into equation (15) we get

$$w = e + p^* + z - \frac{\alpha}{1-\alpha} \hat{r} + \gamma a. \quad (16)$$

When wages are bargained over in a fixed exchange rate regime, the wage level is “anchored” to the exchange rate, foreign competitors’ prices, and productivity in the tradable sector. Productivity in the non-traded goods sector is irrelevant for wages because productivity changes there are passed on into prices. The role of monetary policy is to peg the nominal exchange rate. Of course, this is the key insight in the “Scandinavian model of inflation” which was mentioned in the introduction. There are some differences, however, compared to the original specification of the Scandinavian model. In the original model, exporting firms were assumed to be price-takers and wages depended only on foreign prices and productivity. Our model is more general since it allows for variations in the relative prices of tradable goods and for labour market conditions to affect wages. The required return on capital is an additional factor that determines the scope for wage increases. To simplify notation, it is convenient to define the scope for wage increases as

$$s \equiv e + p^* + z - \frac{\alpha}{1-\alpha} \hat{r}. \quad (17)$$

Labour market conditions and unemployment benefits

Labour market conditions affect the wage bargain, not because workers threaten to quit, but because a strong labour market decreases employers’ resistance to wage increases via the efficiency wage mechanism.¹⁶ What is relevant for wage setting in the model above is the probability for employed job seekers to get a job. The easier it is to get a job, the weaker is employers’ resistance to wage increases. In the baseline specification, we simply use minus the log of the unemployment rate as one indicator of the chance to get a job.

Unemployment benefits do not affect wage bargaining via the threat point, but unemployment benefits will affect the search intensity and choosiness of the unemployed workers, and hence the effective competition that employed workers face when they look for

¹⁶ Holden (1990) and Gottfries & Westermarck (1998) emphasise this point.

a new job.¹⁷ To capture such an effect, we include the log of the replacement ratio (ratio of benefits to the wage) rr in the wage equation. Thus our long run wage equation is¹⁸

$$w - s = -\gamma u + \beta rr . \quad (18)$$

Labour demand

On the demand side, the model implies a positive relationship between $w-s$ and unemployment. To see this simply, note that if $\alpha = 0$, (5) implies that the number of unemployed workers is

$$L - N = L - D \left(\Omega \left(\frac{W}{ZEP^*}, H(A)^{1/\lambda-1}, A \right) \right) \frac{M}{Z} - D(1) \frac{M^N}{Z^N} \quad (19)$$

where L is labour supply, N is employment, M and M^N are the numbers of firms in the two sectors, and the chance to get a job, A , depends on the level of unemployment.¹⁹ For empirical purposes we approximate labour demand with a log linear relation:

$$u = \eta(w - s) - \varphi , \quad (20)$$

where $u = \ln((L - N) / L)$ and where φ represents unobserved shocks to labour demand and labour supply.²⁰

3. Nominal Wage Rigidity

A very large fraction of the labour force in the Nordic countries is covered by union contracts and the length of union wage contracts is typically between one and three years. Much of the time, union contracts have been relatively well coordinated and wage contracts covering several years always specify wage increases to take place during the contract period. These observations suggest that non-overlapping Fischer contracts, rather than Taylor fixed-wage contracts, best characterise the Nordic labour markets.²¹ To derive a dynamic wage equation, we think of wages for period t as being *predetermined*, set at some *earlier point in time* $t-j$, based on expectations that wage bargainers had at that time.²² We use E_{t-j} to denote the

¹⁷ Microeconomic evidence suggests a statistically significant but economically modest effect; see e.g. Holmlund (1998), Carling, Holmlund & Vejsiu (2001).

¹⁸ In *Appendix 1* we outline a model where unemployed workers face random search costs and show that the chance to get a job for an employed job searcher depends on unemployment and the replacement ratio.

¹⁹ If $\alpha > 0$ the function becomes more complicated and contains the required return on capital.

²⁰ As we will see, there are indications that φ is nonstationary so there is no stable long run demand function.

²¹ The recent paper by Mankiw & Reis (2002) formulates a model with infrequent updating of information that has similar dynamics to the Fischer contract model.

²² See Gottfries (1992) for an explanation of nominal wage contracts.

expectation conditional on information available to wage-setters when they set wages for period t .

Letting W_t be the wage cost per hour, including a proportional wage tax, we have $W_t = (1 + \bar{\tau})W_t^c$, where W_t^c is the contracted wage paid to the worker (before personal income tax) and $\bar{\tau}_t$ is the tax on labour, or in logs: $w_t = w_t^c + \tau_t$ where $\tau_t = \ln(1 + \bar{\tau})$.²³ It is W_t^c that is written into the labour contract, but wage setters do not know what the labour tax will be, so their expectation of total wage cost per hour is:

$$E_{t-j}(w_t) = w_t^c + E_{t-j}(\tau_t) = w_t - (\tau_t - E_{t-j}(\tau_t)). \quad (21)$$

Assume that w_t^c is set to fulfil the long run wage equation (18), but with expected values replacing actual values which are not yet known:

$$E_{t-j}(w_t) = E_{t-j}(s_t) - \gamma E_{t-j}(u_t) + \beta E_{t-j}(rr_t) + \mu_t. \quad (22)$$

Here we have added a shock μ_t which represents unobserved factors that temporarily affect wages. Further we take unemployment to be determined by (20) with an autoregressive demand shock $\varphi_t = \rho\varphi_{t-1} + \xi_t$ where ξ_t is unpredictable and $\rho \leq 1$. Assuming that wage setters observe variables dated $t-j$ we can derive the expected value of u_t as:

$$E_{t-j}(u_t) = \eta(E_{t-j}(w_t) - s_t) - \rho^j \varphi_{t-j} = \eta(E_{t-j}(w_t) - s_t) - \rho^j [\eta(w_{t-j} - s_{t-j}) - u_{t-j}]. \quad (23)$$

Substituting into (22), solving for the expected wage, and using (21) we get:

$$w_t = E_{t-j}(s_t) + \frac{\gamma\rho^j}{1 + \gamma\eta} [\eta(w_{t-j} - s_{t-j}) - u_{t-j}] + \frac{\beta}{1 + \gamma\eta} E_{t-j}(rr_t) + \tau_t - E_{t-j}(\tau_t) + \frac{\mu_t}{1 + \gamma\eta}. \quad (24)$$

Lagged wages and labour market conditions enter the wage equation, not because wage setters have irrational backward-looking expectations, but because past wages and labour market conditions are indicators of unobserved and persistent demand shocks. Expected changes in the labour tax are born by the workers but unexpected changes are born by firms.

A measure of nominal wage rigidity

$E_{t-j}(\cdot)$ is defined as the expectation conditional on information available to wage-setters in period $t-j$. We do not know exactly when wages were set and even if we did, we do not know what information wage-setters had, so it is hard to say what $E_{t-j}(\cdot)$ really is. We therefore use an approach suggested by Gottfries & Persson (1988), that allows us to decompose wage-

setters' expectations into a predictable and an unpredictable part relative to pre-specified information set.

Consider wage setters expectations about the foreign price, p_t^* , and consider an information set Ψ_{t-j} containing lagged variables which are observed by the econometrician.²⁴ Assume that all wage-setters know *at least* Ψ_{t-j} when they set wages for period t, but perhaps more than that. Now we can think of two extreme possibilities. One is that they have no more relevant information than Ψ_{t-j} so their expectation is $E_{t-j}(p_t^*) = E(p_t^* | \Psi_{t-j})$. Another extreme possibility is that they have enough information to perfectly predict the outcome:

$E_{t-j}(p_t^*) = p_t^*$. Gottfries & Persson (1988) show that when agents' information contains at least Ψ_{t-j} we can write agents' expectations as a weighted average between these two extremes plus a noise term:

$$E_{t-j}(p_t^*) = g_p E(p_t^* | \Psi_{t-j}) + (1 - g_p) p_t^* + \eta_t^p = p_t^* - g_p p_t^{*u} + \eta_t^p \quad (25)$$

where $p_t^{*u} = p_t^* - E(p_t^* | \Psi_{t-j})$ is the innovation relative to the pre-specified information set.²⁵

The coefficient g_p is between zero and one and reflects the information that agents have. If they make perfect forecasts about p_t^* when they set wages, g_p equals zero; if they know no more than Ψ_{t-j} , g_p equals unity. Thus, the parameter g_p measures the extent to which agents *do not foresee* innovations in p_t^* . The same decomposition can be made for the other right hand side variables. Substituting (25) into (24), and similarly for other variables, and subtracting $w_{t-j} - s_{t-j}$ on both sides we get our basic wage equation:

$$\begin{aligned} w_t - s_t - (w_{t-j} - s_{t-j}) = & -b_w (w_{t-j} - s_{t-j}) - b_u u_{t-j} + b_r (rr_t - g_r rr_t^u) \\ & - g_e e_t^u - g_p p_t^{*u} - g_z z_t^u + g_\tau \tau_t^u + \varepsilon_t \end{aligned} \quad (26)$$

where $b_w = 1 - \frac{\gamma \rho^j \eta}{1 + \gamma \eta}$, $b_u = \frac{\gamma \rho^j}{1 + \gamma \eta}$, and $b_r = \frac{\beta}{1 + \gamma \eta}$. In the long run, the wage is

proportional to the “scope” for wage increases. Because of nominal wage rigidity, unexpected variations in the nominal exchange rate, foreign prices, and productivity cause deviations

²³ A proportional wage tax does not affect the relative wage which determines search on the job in our theoretical model. Progressive income taxation has different effects, but we disregard this.

²⁴ In our empirical implementation, $j=2$ and Ψ_{t-2} includes p_{t-2}^* and p_{t-3}^* .

from the long run solution. Variations in the labour tax affect the wage cost (which includes the labour tax) only if they are unexpected. The g -coefficients measure wage rigidity because they tell us how much information wage setters have when they set wages. A positive value of g_e , for example, implies that wages respond slowly to exchange rate shocks because agents have less than perfect information about exchange rates when they set wages. This may be because wages are set earlier or because data is available with delays.²⁶ The error term ε_t contains unobserved shocks and the noise in our expectations measures.

4. Data, Trends and Cointegration

Most of the data is the same as in Nymoer & Rødseth (2003) and documented in Evjen & Langseth (1997). Data for wages and productivity refer to industry, which we take to be the tradable sector of the economy. The wage is measured as the wage sum, including social security contributions, divided by the number of hours worked. Productivity is measured as value added in fixed prices divided by the number of hours worked. The foreign price is a trade-weighted index of foreign export prices of major trading partners, and the exchange rate is a trade-weighted index of nominal exchange rates.

In most of our analysis we consider a *baseline model* where we disregard capital ($\alpha = 0$).²⁷ In this case, the scope is $s_t = e_t + p_t^* + z_t$, where z_t is labour productivity in the traded goods sector. *Figure 1* shows unemployment and wage relative to scope.

Unemployment has increased in all four countries, but it started to increase earlier and reached much higher levels in Denmark and Finland compared to Norway and Sweden. Peaks in unemployment are followed by decreases in the wage relative to scope, but there is no evident long correlation. The positive trend in unemployment does not produce a negative trend in wage relative to scope, except possibly for Sweden. Some other variable must enter into the wage setting relation and one candidate is the replacement ratio.

Figure 2 shows the replacement ratio and wage relative to scope. In all four countries, there was a general increase in benefits in the late 1960's and early 1970's. This is long before the rise in unemployment, but the benefit hike may have contributed to high nominal wage increases in the early 1970's. This period saw a dramatic deterioration of

²⁵ η_t^p is by construction orthogonal to Ψ_{t-j} and p_t^* ; see Gottfries & Persson (1988) or Gottfries (2002).

²⁶ Obviously, the estimates will depend on how the information set is specified. For g to be identified, the information set must be specified so that $E(p_t^* | \Psi_{t-j})$ is sufficiently different from p_t^*

²⁷ We reintroduce the required return on capital in the sensitivity analysis.

competitiveness in all four countries. Since then, benefits have developed quite differently. The trend in benefits could potentially explain some of the secular increase in unemployment in Denmark, Norway and Sweden.

Figure 3 shows that there is a clear negative relation between changes in the nominal exchange rate (the price of foreign currency) and changes in the wage relative to the scope. Devaluations bring about an improvement in competitiveness, at least in the short run.

Before estimating the structural model, we first examine trends and cointegration relations between *the key variables* $w-s$, rr and u . A priori, one may argue that neither $w-s$, nor u or rr could really be nonstationary. But there appear to be trends in several of the variables, and in most cases, unit roots cannot be rejected. To avoid estimating spurious correlations it may be cautious to treat the variables as I(1).

Figure 1. Wage relative to scope and unemployment

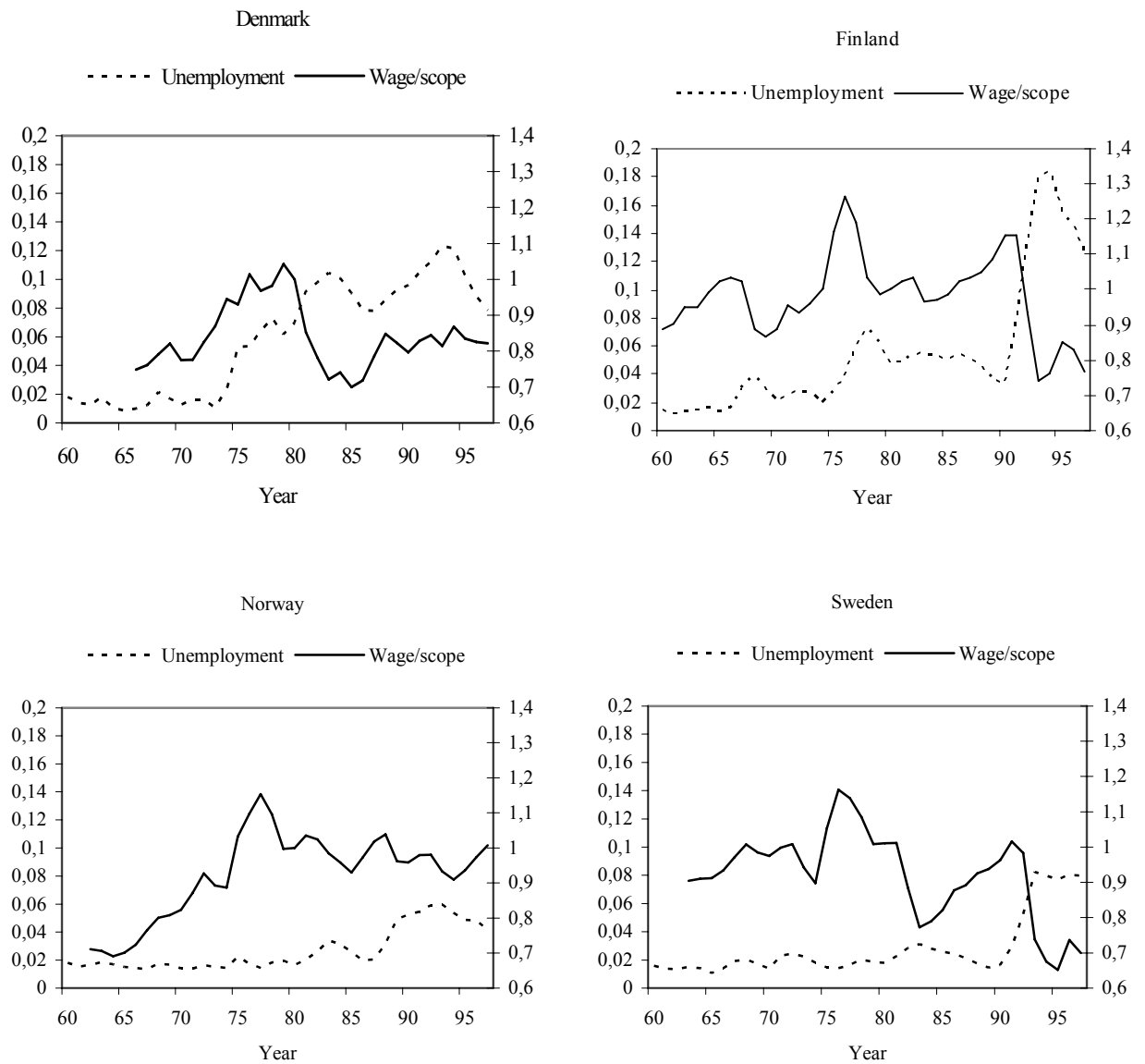


Figure 2. Wage relative to scope (W/S) and replacement ratio (RR)

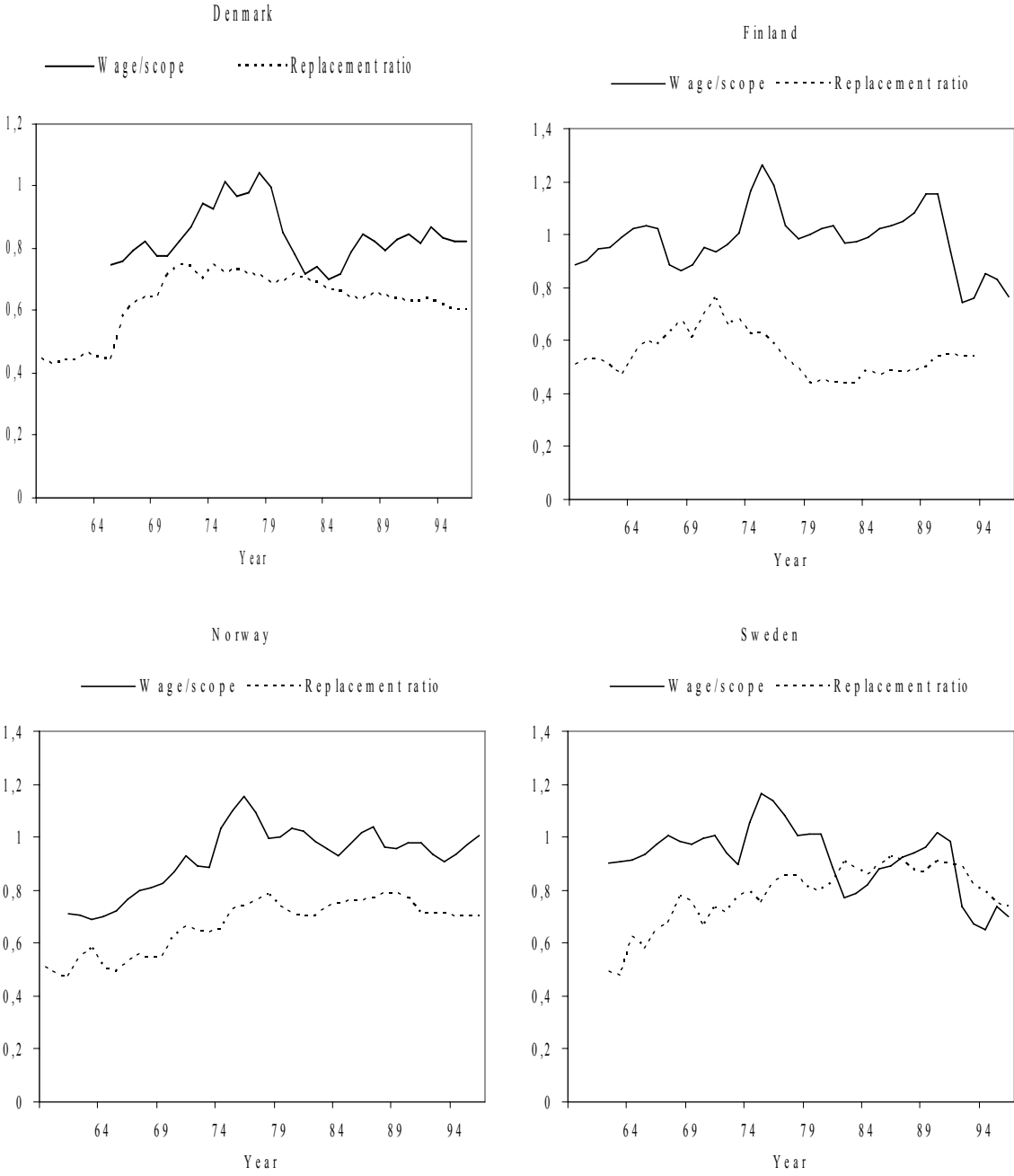
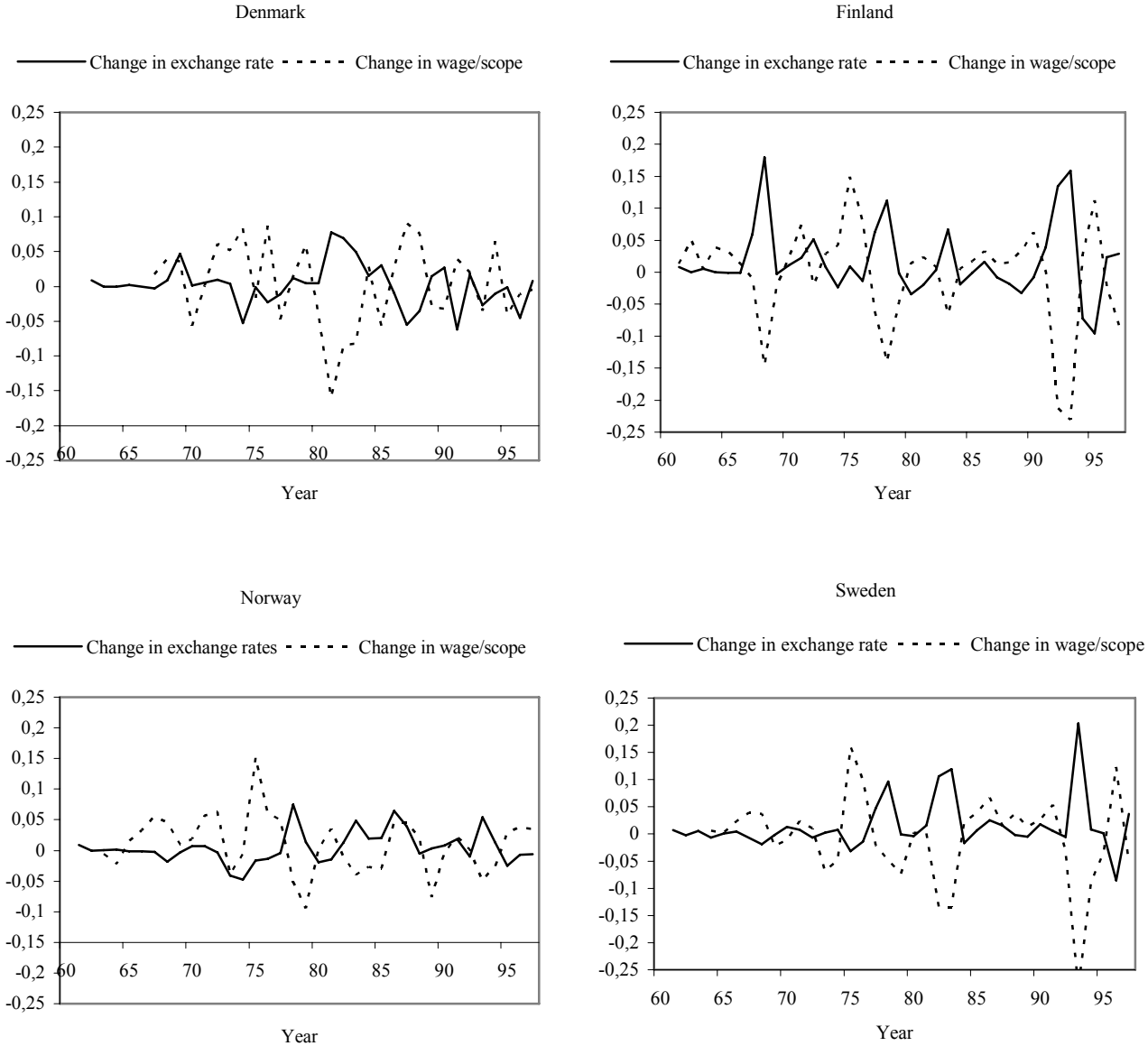


Figure 3. Changes in exchange rate and wage/scope (logs).



When variables are trending we may think of (18) and (20) as potential cointegration relationships. If γ is finite and variables are $I(1)$, the long run *wage setting curve* (18) implies cointegration between $w-s$, b , and u . In the special case when workers have no bargaining power so that the wage setting schedule is vertical, β goes to infinity but β/γ takes a finite value, and $w-s$ drops out of the wage setting relationship.

If $\rho < 1$ there is a stable long run *labour demand function* (20) implying cointegration between u and $w-s$.²⁸ But if shocks to labour demand are permanent ($\rho = 1$) there is no stable long run labour demand relation between $w-s$ and u . One reason may be that our measure of competitors' prices, p^* , is imperfect and does not fully capture the world price developments which are relevant for the export industry in a particular country. The potential cointegration relationships are summarized in *Table 1*.

Using the Johansen method to examine the *number* of cointegrating relations we considered models with and without a trend in the cointegrating relationship. For Denmark and Sweden, we found evidence for one cointegrating relationship in both models using both the trace and λ max test statistic. For Norway, we found indications of one cointegrating relationship in the model with trend. For Finland there is no evidence of cointegration relationship in any of the models.

The Engle-Granger method produced very different results. Now we found evidence of cointegration for Sweden and for Finland in the model without a trend. For Norway there was no significant evidence of cointegration in any of the models, but the test statistics are fairly close to the critical values. For Denmark there is no evidence of cointegration relationship in any of the models. Since different tests for cointegration give very different results we cannot draw any definite conclusions.

Assuming that there is one cointegration vector, we estimate the cointegration relationship using two alternative methods: the Johansen method and Dynamic OLS. As above, we considered models with and without a deterministic trend in the cointegration relationship. Unemployment is significant, with the expected negative sign, in many of the specifications. The coefficient for benefits is more unstable, but has the expected positive sign in some cases. Overall, these results suggest that there is at most one cointegration relationship between these variables, and if there is one, it is a negative relation between unemployment and wages - a wage setting curve rather than a labour demand equation.

²⁸ A special case is that there is a long run zero profit condition that makes labour demand horizontal and $w-s$ stationary. In almost all cases, ADF tests support nonstationarity of $w-s$, so this case does not appear to be relevant.

Table 1. Special Cases of the Model

	1	2	3	4
	Sloping WS Stable LD	Sloping WS Unstable LD	Vertical WS Stable LD	Vertical WS Unstable LD
	γ finite $\rho < 1$	γ finite $\rho = 1$	$\gamma \rightarrow \infty$, $\beta/\gamma \rightarrow \hat{\beta}$ $\rho < 1$	$\gamma \rightarrow \infty$ $\beta/\gamma \rightarrow \hat{\beta}$ $\rho = 1$
Cointegration if <i>rr</i> nonstationary	WS: (<i>w-s,u,rr</i>) LD: (<i>u,w-s</i>)	WS: (<i>w-s,u,rr</i>) LD: -	WS: (<i>u,rr</i>) LD: (<i>u,w-s</i>)	WS: (<i>u,rr</i>) LD: -
Cointegration if <i>rr</i> stationary	WS: (<i>w-s,u</i>) LD: (<i>u,w-s</i>)	WS: (<i>w-s,u</i>) LD: -	WS: (<i>u</i>) LD: (<i>u,w-s</i>)	WS: (<i>u</i>) LD: -
b_w	$1 - \frac{\gamma\rho^j\eta}{1+\gamma\eta}$	$1 - \frac{\gamma\eta}{1+\gamma\eta}$	$1 - \rho^j$	0
b_u	$\frac{\gamma\rho^j}{1+\gamma\eta}$	$\frac{\gamma}{1+\gamma\eta}$	$\frac{\rho^j}{\eta}$	$\frac{1}{\eta}$
b_r	$\frac{\beta}{1+\gamma\eta}$	$\frac{\beta}{1+\gamma\eta}$	$\frac{\hat{\beta}}{\eta}$	$\frac{\hat{\beta}}{\eta}$
$\frac{b_u}{b_w}$	$\frac{\gamma\rho^j}{1+\gamma\eta(1-\rho^j)} \leq \gamma$	γ	$\frac{\rho^j}{\eta(1-\rho^j)}$	∞
$\frac{b_r}{b_w}$	$\frac{\beta}{1+\gamma\eta(1-\rho^j)} \leq \beta$	β	$\frac{\hat{\beta}}{\eta(1-\rho^j)}$	∞
$\frac{1-b_w}{b_u}$	η	η	η	η

Note: The wage setting equation is $w - s = -\gamma u + \beta rr$. The slope of the labour demand curve η is assumed to be finite. If η is infinite, a stable labour demand relation implies that *w-s* is that it is stationary.

5. Estimation of the Dynamic Wage Equation

To allow for unobserved trending factors, which affect the functioning of the labour market, a deterministic trend is included. Because of missing data for Denmark we omit unexpected variations in the labour tax in our baseline estimation, i. e. we set $g_\tau = 0$. All explanatory variables except the exchange rate are taken to be exogenous or predetermined.²⁹ The contractual structure suggests that the error should be a low order moving average. To allow for this, we estimated the wage equations by GMM allowing for first order MA errors.

Measures of e_t^u , p_t^{*u} , z_t^u , rr_t^u and τ_t^u were constructed using forecasting (projection) equations for each variable including a constant and the variable itself lagged 2 and 3 years. The projection errors were constructed as

$x_t^u = x_t - P(x_t | x_{t-2}, x_{t-3}) = x_t - h_0 - h_1 x_{t-2} - h_2 x_{t-3}$. If we first estimate the projection equations and then use the calculated projection errors in the wage equation we will have a problem with generated regressors. For this reason we estimate the wage equation and the projection equations jointly.³⁰

Simultaneity of the exchange rate

As always, a major empirical problem is that monetary policy is endogenous. In this period, the exchange rates were pegged and the Nordic countries went through several “devaluation cycles” where the official policy was to maintain a fixed exchange rate, but periods of high inflation lead to loss of competitiveness and subsequent devaluation. The decision to devalue a currency is clearly not random and the question is whether this will lead to biased estimates. To answer this question, we must think of what causes devaluations.

The political costs of maintaining the fixed exchange rate rise in a recession, so devaluation should be more likely when unemployment is high.³¹ This implies some correlation between two right hand side variables in the wage equation, but such a correlation does not pose a problem unless the correlation is so high that multicollinearity becomes a problem, which is clearly not the case.

²⁹ Manning (1993) has argued that wage equations are typically unidentified because all variables which affect unemployment will also affect the wage bargain. Here, lagged unemployment is treated as predetermined.

³⁰ With respect to the exchange rate, an alternative would have been to use the forward exchange rate as a measure of the expected exchange rate. Doing this would be complicated by the fact that countries pegged to different currencies, and baskets of currencies, in different periods. Also, we know that forward rates predict changes in exchange rates very poorly and this is the case also for our projection equation. Most of the variation in the exchange goes into e^u . Hence the results should not be much affected.

³¹ Edin & Vredin (1993) found that devaluations in the Nordic countries were more likely when the economy was in a recession. The currency crisis model by Ozkan & Sutherland (1998) illustrates the political mechanism.

If wage setters anticipate devaluation they will raise wages and this will in itself make devaluation more likely. Without some commitment device for monetary policy, we may end up in a bad equilibrium with continuous high wage increases and devaluations (Horn & Persson (1988)). This possibility does not contradict the approach taken here because it would just mean that most changes in the nominal exchange rate would be anticipated by wage setters and hence they would have small effects on competitiveness ($g_e = 0$).³²

A more difficult problem arises if there is some state variable which affects both the wage and the exchange rate, but is omitted from the estimated equation. Such a variable may be expected future output or employment. A pessimistic outlook may lead to lower wage increases and, at the same time, make devaluation more likely. This will lead us to attribute too much of the improvement in competitiveness to the nominal depreciation of the currency. Our estimate of g_e will be biased upwards.

But we could also imagine the simultaneity going the other way. If unions become more aggressive and demand higher wages (μ_t increases) policy makers may try to bring temporary relief by devaluing the currency.³³ Such monetary accommodation of unexplained wage shocks will lead us to *underestimate* the effects on wage/scope of truly exogenous changes in the nominal exchange rate. Our estimate of g_e will be biased downwards.

To sum up, there are risks that the estimates are biased due to simultaneity, but it is not clear which way the bias goes. To construct a measure of exogenous policy shocks, we estimate a “reaction function” for the exchange rate where we regress the change in the nominal exchange rate on lags of unemployment, wage relative to scope, and current and lagged real value added in manufacturing, (all in logs).³⁴ We take the residuals from this equation as truly exogenous policy shocks and use these policy shocks dated t and $t-1$ as instruments for e_t^u .³⁵

Results

³² In fact, this is the opposite to what we find below.

³³ During the period with pegged exchange rates, decisions to devalue were effectively taken by the government.

³⁴ For all countries, Δe_t was positively related to u_{t-1} and $w_{t-1}-s_{t-1}$ and negatively related to value added in the previous period, but only some of the coefficients were significantly different from zero.

³⁵ This is analogous to the structural VAR approach where one effectively estimates a policy rule for the monetary policy variable and interprets the residuals from this regression as truly exogenous policy shocks; see Blanchard (1989), Christiano, Eichenbaum & Evans (1999).

Table 2 shows the results for the baseline dynamic wage equation (26).³⁶ The equations have a good fit and all behavioural coefficients are significant at the 5 percent level with the expected (positive) sign.³⁷ The coefficient for unemployment, b_u , is very similar across countries. The coefficient for the replacement ratio, b_r , is similar for Denmark, Finland and Sweden, but higher for Norway. The significant coefficient for the lagged wage, b_w , is consistent with the existence of a long run equilibrium wage setting relation between w - s , u and rr . Note, however, that according to our theoretical model, b_w should not be interpreted as an adjustment speed. Rather it reflects the slopes of the labour demand and wage setting curves.³⁸ This illustrates the dangers of jumping to economic interpretations without an explicit economic model.³⁹

The adjustment coefficient with respect to the benefit ratio is poorly identified and because of convergence problems we set this coefficient to zero in the country regressions. All other g -coefficients are significantly different from zero indicating less than full adjustment of wages to unexpected changes in the explanatory variables. The coefficients g_e and g_z are both close to unity, indicating considerable nominal wage rigidity. Within a two-year period, nominal wages hardly respond to shocks to exchange rates and productivity. Foreign price inflation is to a much greater extent incorporated into wage increases, possibly because it is more predictable than exchange rates and productivity. Significant trend terms for Denmark and Norway indicate deterioration of labour market performance which cannot be explained within our model. This may reflect omitted variables or persistence mechanisms which have not been explicitly included in our model.⁴⁰

³⁶ The simultaneously estimated forecasting equations are reported in *Appendix 3* Table A6.

³⁷ The standard t-distribution is used which is correct provided that there is cointegration, so that each coefficient can be written as a coefficient on a stationary combination of variables; see e. g. Stock & Watson (1988). tests for cointegration were performed in the previous section.

³⁸ b_w reflects the amount of wage adjustment needed to restore equilibrium.

³⁹ If the equation had been derived from another theoretical model, e g with quadratic adjustment costs, it is possible that b_w could have been interpreted as an adjustment speed.

⁴⁰ One indication of a less well functioning labour market is increased duration of unemployment; see e. g. Holmlund (2003). Persistence of unemployment is discussed by e. g. Blanchard (1991), Bean (1994), Eriksson (2001,2002), Eriksson & Gottfries (2005).

Table 2. Baseline wage equation.

Parameter	Denmark	Finland	Norway	Sweden	Panel
b_u	0.0303** (0.00370)	0.0319** (0.0147)	0.0444** (0.0158)	0.0440** (0.0115)	0.0415** (0.00953)
b_r	0.161** (0.0350)	0.150** (0.0257)	0.395** (0.0781)	0.158** (0.0273)	0.109** (0.0367)
b_w	0.136** (0.0376)	0.199** (0.0331)	0.542** (0.115)	0.143** (0.0539)	0.283** (0.0512)
g_e	1.385** (0.0402)	1.071** (0.0716)	0.802** (0.121)	1.347** (0.0602)	1.170** (0.0465)
g_p	0.152** (0.0592)	0.220** (0.0560)	0.466** (0.107)	0.674** (0.0543)	0.343** (0.0566)
g_z	1.121** (0.0587)	1.168** (0.103)	0.908** (0.180)	1.057** (0.0729)	0.990** (0.0711)
g_r	0	0	0	0	0.645* (0.346)
Trend De	0.00328** (0.000602)				0.00532** (0.00151)
Trend Fi		-0.000396 (0.00112)			0.00002 (0.00200)
Trend No			0.00289** (0.00134)		0.00287 (0.00222)
Trend Sw				0.000928 (0.00133)	-0.00109 (0.00265)
s. e.	0.013	0.018	0.029	0.020	0.016, 0.015, 0.049, 0.028
R ²	0.98	0.98	0.86	0.98	0.97, 0.99, 0.66, 0.96
DW	1.79	1.41	1.14	1.06	1.35, 1.22, 0.88, 0.99
Autocorrelation 1 Lag	0.100 0.186	0.315 0.196	0.404** 0.174	0.457** 0.177	
Autocorrelation 2 Lag	-0.380** 0.188	-0.064 0.215	-0.0836 0.200	0.00531 0.210	
Autocorrelation 3 Lag	-0.126 0.212	-0.0214 0.215	-0.149 0.202	-0.129 0.210	
Period	1968-1997	1963-1994	1965-1997	1966-1997	1968-1994
$\gamma \geq \frac{b_u}{b_w}$	0.223** 0.0569	0.161* 0.0827	0.0819** 0.0274	0.307** 0.0737	0.147** 0.0344
$\beta \geq \frac{b_r}{b_w}$	1.183** 0.447	0.756** 0.222	0.729** 0.0821	1.105** 0.530	0.386** 0.163
$\eta = \frac{1-b_w}{b_u}$	28.5** 4.12	25.1** 11.4	10.32* 5.26	19.49** 6.09	17.30** 4.58

Notes: The estimated equation is (26) with $\alpha \equiv 0$ and $g_\tau \equiv 0$. Because of convergence problems, g_b is set to zero in the country regressions. The equation was estimated with GMM allowing for first order moving average errors. Numbers in parenthesis are standard errors. ** and * denote significance on the 5 and 10 percent level.

Since the parameter estimates are reasonably similar across countries it is interesting to summarize the evidence from the Nordic countries in the form of a panel estimate. The last column shows panel estimates with country-specific constants and trends. All behavioural coefficients are significant at the 5 percent level. In the panel estimation, g_r is well identified and takes a value which is similar to the other adjustment coefficients.

Long run implications

There are three regression coefficients in the dynamic wage equation and four underlying parameters, so in general we cannot infer all the long run coefficients from our dynamic regression. But provided that $\rho \leq 1$, b_u/b_w and b_r/b_w are lower bounds on γ and β , with equality if $\rho = 1$ (see Table 1). The cointegration tests did not show any indication of a stable long run labour demand relation between w -s and u . If, in line with these results, we assume that $\rho = 1$, we can calculate the long run parameters γ, β, η from the estimated coefficients (see lower part of Table 2). Furthermore, η can be calculated as $\eta = (1 - b_w)/b_u$ independent of the value of ρ .

According to the panel estimates $\gamma = 0.15$, not far from the Blanchflower & Oswald (1994) benchmark of 0.1. An increase in unemployment from 5 to 5.5 percentage units will reduce the wage 1.5 percent.

The panel estimate of β is 0.39, so an increase in the replacement *ratio* from 60 to 66 percent will raise the wage 3.9 percent for a given level of unemployment. The elasticity of the wage with respect to the benefit *level* is 0.28 ($\beta/(1 + \beta)$) which is far below the unit elasticity implied by the standard Nash bargaining model with unemployment benefits as threat point. This is consistent with our theory, which suggests a more indirect role for benefits in wage formation. Still, benefits have a substantial effect.

On the demand side, $\eta = 17$ implies that a 1 percent increase in the wage will raise unemployment by 17 percent, e. g. from 5 to 5.85 percentage units. This corresponds to an aggregate labour demand elasticity with respect to w -s equal to 0.9.⁴¹

These long run coefficients measure the direct effects on wage setting (18) and labour demand (20), but an increase in the replacement ratio will set off indirect adjustment as

⁴¹ $\frac{\Delta N}{N} = -\frac{\Delta(L - N)}{L - N} \frac{(L - N)/L}{N/L} = -17 \frac{5}{95} = -0.89$. According to Gottfries (2002) a 10 percent increase in wage costs will raise Swedish export prices about 4 percent, leading to a decrease in exports of about 12 percent. The total effect on employments depends also on domestic responses to wage increases.

the increase in unemployment moderates the wage increase. The total effect of a 10 percent increase in the benefit ratio is a 1.1 percent wage increase ($\beta/(1+\gamma\eta)=0.11$) and a 19 percent increase in unemployment ($\eta\beta/(1+\gamma\eta)=1.9$). Starting from a 60 percent replacement ratio and 5 percent unemployment, an increase of the replacement ratio to 66 percent will increase the unemployment rate to 6 percent. Because of the high demand elasticity, much of the incidence falls on unemployment. This is a substantial effect and similar to what Layard, Nickell & Jackman (1991) and others have found in cross country regressions, though large relative to Nickell and Layard (1999).⁴²

Comparing our long run effects to Nymoen & Rødseth (2003) we find that the results are qualitatively similar, but our wage curve parameters are larger.⁴³ Note, however, that the dependent variable in Nymoen & Rødseth (2003) is the product real wage in terms of the domestic producer price while our equation determines the real wage in terms of foreign prices. Because of nontraded goods and partial pass through of wage costs to tradable prices, we should expect the product real wage in terms of own prices to respond less to shocks.

Nymoen & Rødseth (2003) include productivity *growth* on the right hand side of their error correction model without making any distinction between expected and unexpected changes. According to their results (page 15) higher productivity growth will reduce the wage share and unemployment in the long run. According to our structural model, only *unexpected* productivity growth should affect wage relative to scope, and we have imposed this in our econometric specification.⁴⁴ We find that productivity shocks have large and persistent effects on competitiveness,⁴⁵ but permanent changes in productivity growth should not affect wage relative to scope.

6. Alternative Specifications

In this section we consider several variations of our baseline model. These include unexpected changes in the labour tax, inclusion of capital costs, alternative measures of the chance to get a job, and labour market policy.

⁴² See Cahuc and Zylberberg (2004) chapter 11 for review and references.

⁴³ Nymoen & Rødseth (2003) find an average elasticity of the wage with respect to unemployment of 0.13 (calculated from Table 3 using the “Finland-A” specification). The average elasticity of the wage with respect to the benefit ratio is 0.18. Also, our coefficients are larger than those obtained by Bårdsen, Eitrheim, Jansen & Nymoen (2004, ch. 5.5) for Norwegian data.

⁴⁴ Similarly, we do not allowed taxes to affect w -s in the long run. Proportional taxes are born by the workers in our model and we do not consider the effects of progressive taxation; see e. g. Holmlund & Kolm (1995).

Unexpected changes in the labour tax

With the wage before labour tax set in a contract, unexpected increases in the labour tax should raise w - s temporarily. In Sweden, it is often argued that the drastic increase in labour taxes in 1974-1976 contributed to the first Swedish “cost crisis”. Including unexpected changes in the labour tax we found that labour taxes raised labour costs in Sweden, but not in Finland or Norway.⁴⁶ Danish labour taxes have been low and there is no consistent and reliable series for Denmark.

Capital Costs

A higher required return on capital should reduce the scope for wage increases. So far we have disregarded this by setting $\alpha = 0$. When $\alpha \neq 0$ we have $s_t = \hat{s}_t - \frac{\alpha}{1-\alpha} \hat{r}_t$ where

$\hat{s}_t \equiv e + p^* + z$ and we can then write the wage equation:

$$\begin{aligned} w_t^T - \hat{s}_t - (w_{t-j}^T - \hat{s}_{t-j}) = & -b_w(w_{t-j}^T - \hat{s}_{t-j}) - b_u u_{t-j} + b_r(rr_t - g_r r_t^u) \\ & - b_c[\hat{r}_t - (1-b_w)\hat{r}_{t-j}] - g_e e_t^u - g_p p_t^* - g_z z_t^u + g_r r_t^u + \varepsilon_t \end{aligned} \quad (27)$$

where b_c should be equal to $\alpha/(1-\alpha)$. To construct the required return

$\hat{r}_t = \ln(i_t + \delta - \Delta e_{t+h}^e - \Delta p_{t+h}^* e)$ we measure i_t by the government bond rate and set δ equal to 0.10 to reflect depreciation and risk premium. We regressed changes in the exchange rate and the foreign price level (from t to $t+2$) on their own lags ($t-2, t-3$) and use the fitted values as proxies for the expectations. In this case, Z_t should ideally be a measure of factor productivity. Since we do not have data on capital input that allows us to measure factor productivity, we use labour productivity as proxy for Z and include linear and quadratic trends in the equation.⁴⁷

Our measure on the required return \hat{r}_t was low in the 1970s because high inflation was not matched by correspondingly higher nominal interest rates. In all four countries, the required return increased from about 10% at the start of the sample to about 15 percent at the end. We found no evidence that wage setters took account of the required return

⁴⁵ Aside from nominal wage rigidity, lack of wage adjustment to productivity shocks may occur because some fluctuations in measured productivity reflect variations in factor utilization (see Carlsson 2003).

⁴⁶ This finding is consistent with the results in a number of previous studies of Swedish wage setting, where it is typically found that labour taxes influence labour costs in the short run, see the survey in Forslund (1997).

⁴⁷ The production function can be written $Z^{1-\alpha} = (Y/K)^\alpha (Y/N)^{1-\alpha}$. On a steady state growth path where K/Y is constant, Z is proportional to Y/N .

on capital when setting wages. Either wage setters disregard capital costs or we have a poor measure of capital costs.⁴⁸

Using vacancies to measure the state of the labour market:

What is relevant for wage setting in our bargaining model is the probability that an *employed* job seeker finds a job. The easier it is to get a job, the weaker is employers' resistance to wage increases. In our baseline estimation we used minus the unemployment rate as a measure of this probability. A more direct measure of the probability to get a job is the number of vacancies relative to the number of people looking for jobs:

$$A = \frac{V}{L - N + SN} = \frac{V/N}{U/(1-U) + S}, \quad (28)$$

where V is the number of vacancies, L is the labour force, N is aggregate employment, and S is the fraction of workers searching on the job, and $U = (L - N)/L$ is the rate of unemployment. We use this formula to construct an alternative measure of the chance to get a job.⁴⁹ Since we do not have time series data on search on the job, we treat S as a constant and set it to 0.05.⁵⁰ Since vacancies are more volatile than unemployment and the constant S is added in the denominator, the short run variation in A_t is driven mostly by vacancies. Does our alternative measure of the chance to get a job work better than unemployment as an indicator of labour market conditions in the wage equation? We found that this is not the case. Our new measure of a_t is significant for only two of the countries.⁵¹ The other coefficients are essentially unchanged. One reason may be poor quality of vacancy data.

Active labour market policy

So far, we assumed that only open unemployment contributes to downward wage pressure. But workers in active labour market programs may also contribute to downward wage pressure if they look for jobs while in programs or because they become more competitive

⁴⁸ The low calculated capital cost in the 1970s was partly due to regulation of credit markets, so firms may have been rationed implying that the true cost of funds was in fact higher in the 1970s.

⁴⁹ In previous studies of wage formation, the ratio of vacancies to unemployment has sometimes been used as a measure of labour market pressure (see e. g. Jacobsson & Lindbeck 1971). Our model motivates the use of these two variables, and also yields a specific functional form.

⁵⁰ For some references concerning on the job search, see Eriksson & Gottfries (2005). If unemployed workers are at a disadvantage in the competition for jobs, the unemployment rate may have a weak effect on wages and vacancies may be a better indicator of the chance for employed workers to find a job; see Eriksson & Gottfries (2005) and Eriksson (2001, 2002).

⁵¹ In principle, vacancy data should improve our measure of the chance to get a job, but on the other hand vacancy data is known to be unreliable. For a long time period data may not be comparable because of changes in search methods and registration.

when they leave the programs. To see if this is the case, we specify the probability to get a job as

$$A = \frac{sN + SAN}{L - N + \nu M + SN}. \quad (29)$$

The numerator is the number of vacancies, occurring because of exogenous separations, s , and because the fraction searching on the job, S , find jobs with probability A . The job searchers consist of workers in open unemployment, $L-N$, workers in labour market programs, M , and workers searching on the job, SN . The coefficient ν measures the extent to which workers in programs compete for jobs.⁵² This equation can be solved for A . In order to avoid highly nonlinear estimation we take a linear approximation of the log of A at the point where $M=0$:

$$a = \ln(A) = \ln\left(\frac{s}{\frac{L-N}{N} + \nu \frac{M}{N}}\right) \approx \ln(s) - \ln\left(\frac{L-N}{N}\right) - \nu \frac{M}{L-N}. \quad (30)$$

Thus we add $M/(L-N)$ in our wage equation with a coefficient $-b_{lmp} = -\gamma\nu$. If workers in labour market programs exert the same downward pressure on wages as openly unemployed workers b_{lmp} should be equal b_u . We found that b_{lmp} is positive for two countries, negative for two countries, and the panel estimate is zero. Thus we see no clear evidence that workers in labour market programs contribute to wage restraint.

7. Concluding Remarks

Our theoretical model rationalizes an econometric wage equation with wage relative to scope as the dependent variable and unemployment, replacement ratio, and lagged wage relative to scope on the right hand side. Such an equation has a good fit and produces similar results for all the Nordic countries. In the long run, wages adjust to the scope, determined by foreign prices and productivity. Based on our theoretical model, we interpret this as evidence that bargaining (rent sharing) is important in wage determination.⁵³

Blanchard & Katz (1999) noted a difference in wage setting between the US and several European countries. While a Phillips curve fits the US data quite well - and can be interpreted as a vertical long run wage-setting curve - there is evidence of a sloping wage

⁵² There is turnover in programs so a positive m may reflect either workers looking for jobs while they are in programs, or workers competing better for jobs when they leave them.

⁵³ This is consistent with survey evidence that the ability to pay is an important determinant of wages; see references in Manning (1993).

curve – a relation between the *levels* of wages and unemployment in European countries.⁵⁴ Similarly, Bårdsen, Eitrheim, Jansen & Nymoene (2005, ch. 4.6) find that a Phillips curve fits Norwegian wage data quite poorly. Our model provides a straightforward explanation of such a difference. The wage-setting curve becomes vertical if one of the following conditions hold: i) workers have no bargaining power, or ii) the economy is completely closed. Both assumptions appear more relevant for the US than for a typical European country.

According to our estimates, unemployment benefits play a significant role. In all four countries, benefit ratios increased around 1970. Initially, unemployment remained low, but the increase in benefits helps to explain high nominal wage increases in the mid 1970's which eventually lead to rising unemployment. Of course, benefits may be correlated with other forms of labour market regulation which occurred at the same time, e. g. job security legislation which increased the protection of insiders. From this point of view, benefits may act as a proxy for labour market regulation generally.

Our finding of pervasive nominal rigidity is contrary to the findings of e. g. Layard, Nickall & Jackman (1991, ch. 9) and Cahuc and Zylberberg (2004, ch. 8), who test for nominal rigidity by including the acceleration of inflation on the left hand side of a real wage equation. If an increase in the inflation rate reduces the real wage, this is taken as evidence of nominal wage rigidity. Applying this approach, they find large differences between countries, and for many countries there is no evidence of nominal wage rigidity. This test may be unreliable, however, because inflation is endogenous. If a wage shock is quickly, but partially, passed on into prices, wage shocks will generate a positive correlation between real wage changes and inflation, and lead researchers to falsely conclude that there is little nominal wage rigidity.

Our approach is similar but tests for nominal rigidity by examining how quickly wages respond to more exogenous variables. We found that nominal wages adjust very slowly after shocks to exchange rates and productivity in all four countries. Such a high degree of nominal wage rigidity may appear implausible. We should note, however, that union coverage is high, and union contracts have often been two or three years long. Also, a high degree of nominal wage rigidity is consistent with evidence from structural VAR models, which show very slow response of wages and prices to monetary shocks even in the US.⁵⁵

High nominal wage rigidity means that changes in exchange rates have large and persistent effects on competitiveness. From other studies we know that competitiveness

⁵⁴ See also Cahuc and Zylberberg (2004) chapter 8.

⁵⁵ See e. g. Blanchard (1989), Christiano, Eichenbaum & Evans (1999).

has substantial effects on demand and production.⁵⁶ More generally, nominal wage rigidity means that demand management is important. Thus we confirm the views expressed by Lindbeck (1997), Rødseth (1997), Nymoen- Rødseth (2003), and Holmlund (2003) that demand side factors have been important determinants of unemployment in the medium term. It seems likely, for example, that expansionary fiscal and monetary policy in the 1970's and 1980's delayed an increase in Swedish unemployment, which would have occurred if demand management had been less expansionary.

Let us finally note that downward nominal wage rigidity, coordination of wage bargaining, and progressive taxes are potentially important factors, which have been omitted in the present study.⁵⁷ To incorporate these aspects in the model developed here is an interesting topic for future research.

REFERENCES

- Agell, Jonas & Per Lundborg, 2003, Survey Evidence on Wage rigidity and Unemployment: Sweden in the 1990s, *Scandinavian Journal of Economics* 105, 15-29.
- Aukrust, O., F. Holte, & G. Stoltz, 1967, *Instilling II fra utredningsutvalget for inntektsoppgjørene 1966*, Oslo.
- Aukrust, Odd, 1977, "Inflation in the Open Economy: A Norwegian Model, in L. Krause and W. Salant (eds), *Worldwide Inflation*, Brookings Institution, Washington DC.
- Bårdsen, Gunnar, Øyvind Eitrheim, Eilev S. Jansen & Ragnar Nymoen, 2005, *The Econometrics of Macroeconomic Modelling*, Oxford University Press.
- Bean, Charles R., 1994, European Unemployment: A Survey, *Journal of Economic Literature* 32, 573-619.
- Blanchard Olivier J., 1989, A Traditional Interpretation of Macroeconomic Fluctuations, *American Economic Review* 79, 1146-1164.
- Blanchard, Olivier J., 1991, Wage Bargaining and Unemployment Persistence, *Journal of Money, Credit and Banking* 23, 277-292.
- Blanchard, Olivier & Lawrence F. Katz, 1999, Wage Dynamics: Reconciling Theory and Evidence, *American Economic Review* 89, Papers and Proceedings 69-74.
- Blanchflower, David & Andrew Oswald, 1994, *The Wage Curve*, MIT Press, Cambridge, Massachusetts.
- Cahuc, Pierre, and André Zylberberg, 2004, *Labor Economics*, MIT Press, Cambridge MA.

⁵⁶ Gottfries (2002) documents large but sluggish effects of competitiveness on Swedish exports.

⁵⁷ These aspects have been analysed by e. g. Holden (1994, 2004), Agell & Lundborg (2003), Calmfors & Driffill (1988), Lockwood and Manning (1993), Holmlund & Kolm (1995).

- Calmfors, Lars, 1979, Real Wages, Inflation and Unemployment in the Open Economy, in Assar Lindbeck (ed.) *Inflation and Employment in Open Economies*, North-Holland, Amsterdam.
- Calmfors, Lars, 1982, Employment Policies, Wage Formation, and Trade Union Behaviour in a Small Open Economy, *Scandinavian Journal of Economics* 84, 345-373.
- Calmfors, Lars, ed., 1990, *Wage Formation in the Nordic Countries*, Oxford University Press.
- Calmfors, Lars & Ragnar Nymoen, 1990, Real Wage Adjustment and Employment Policies in the Nordic Countries, *Economic Policy* 5, 397-448.
- Calmfors, Lars & Anders Forslund, 1991, Real Wage Determination and Labour Market Policies: the Swedish Experience, *Economic Journal* 101, 1130-1148.
- Calmfors, Lars and John Driffill, 1988, Bargaining Structure, Corporatism and Macroeconomic Performance, *Economic Policy* 6.
- Carling, Kenneth, Holmlund, Bertil, & Altin Vejsiu, 2001, Do Benefit Cuts Boost Job Finding? Swedish Evidence from the 1990s, *Economic Journal* 111, 766-790.
- Carlsson, Mikael, 2003, Measures of Technology and the Short-run Response to Technology Shocks, *Scandinavian Journal of Economics* 105, 555-579.
- Christiano, Lawrence J., Eichenbaum, Martin, & Evans, Charles L., 1999, Monetary policy shocks: What have we learned and to what end? In M. Woodford & J. B. Taylor, editors, *Handbook of Macroeconomics*, Elsevier Science North-Holland, Amsterdam.
- Edgren, Gösta, Karl-Olof Faxén & Carl-Erik Odhner, 1970, *Lönbildning och Samhällsekonomi* (Wage Formation and the Economy, in Swedish), Rabén & Sjögren, Stockholm.
- Edin, Per-Anders & Anders Vredin, 1993, Devaluation Risk in Target Zones – Evidence from the Nordic Countries, *Economic Journal* 103, 161-175.
- Eriksson, Stefan, 2001, Skill Loss, Ranking of Job Applicants, and the Dynamics of Unemployment, Institute for Labour market Policy Evaluation working paper 2001:4, forthcoming in the *German Economic Review*.
- Eriksson, Stefan, 2002, Imperfect Information, Wage Formation, and the Employability of the Unemployed, Institute for Labour market Policy Evaluation working paper 2002:17.
- Eriksson, Stefan, & Nils Gottfries, 2005, Ranking of Job Applicants, On-the-job Search and Persistent Unemployment, *Labour Economics* 12, 407-428.
- Evjen, S. & T. Langseth, 1997, Arbeidsledighet og tiltak i Norden. Dokumentasjon av nordiske makrodata, working paper 4/97, Foundation for Research in Economics and Business Administration, Oslo.
- Forslund, Anders, 1997, “Lönbildningen och arbetsmarknadens funktionssätt” (Wage formation and the functioning of the labour market, in Swedish), Appendix 1 to *SOU 1997:4*, Ministry of Labour, Stockholm.

- Forslund, Anders, & Ann-Sofie Kolm, 2004, Active labour market policies and real-wage determination - Swedish Evidence, in S. Polachek (ed): *Accounting for Worker Well-Being - Research in Labor Economics* vol 23.
- Goldberg, Pinelopi Koujianou & Michael M. Knetter, 1997, Goods Prices and Exchange Rates: What Have we Learned?, *Journal of Economic Literature* 35, 1243-1272.
- Gottfries, Nils, 1992, Insiders, Outsiders, and Nominal Wage Contracts, *Journal of Political Economy* 100, 252-270.
- " - , 2002, Market Shares, Finance Constraints, and Pricing Behaviour in the Export Industry, *Economica* 69, 583-607.
- Gottfries, N. & T. Persson, 1988, Empirical examinations of the information sets of economic agents, *Quarterly Journal of Economics* 103, 251-259.
- Gottfries, Nils, & Andreas Westermark, 1998, Nominal Wage Contracts and the Persistent Effects of Monetary Policy, *European Economic Review*, 42 (207-223).
- Hersoug, T, Knut Kjaer & Asbjorn Rodseth, 1986, Wages, Taxes and the Utility-Maximizing Trade Union – a Confrontation with Norwegian data, *Oxford Economic Papers* 38, 403-423.
- Holden, Steinar, 1990, Wage Bargaining and Efficiency Wages: Some Implications for Tests of Trade Union Models, in *Wage Bargaining: Theory and Some Norwegian Evidence*, PhD Thesis, Oslo University.
- Holden, Steinar, 1994, Wage Bargaining and Nominal Wage Rigidities, *European Economic Review* 38, 1021-1039.
- Holden, Steinar, 2004, The Cost of Price Stability: Downward Nominal Wage Rigidity in Europe, *Economica* 71, 183-208.
- Holden, Steinar, & Ragnar Nymoen, 2002, Measuring structural unemployment: NAWRU-estimates in the Nordic countries, *Scandinavian Journal of Economics* 104, 87-104.
- Holm, P., Honkapohja, Seppo. & Erkki Koskela, 1994, A Monopoly Union model of Wage Determination with Capital and Taxes - an Application to Finnish Manufacturing, *European Economic Review* 38, 285-303.
- Holmlund, Bertil, 1998, Unemployment Insurance in Theory and Practice, *Scandinavian Journal of Economics*, 100, 113-141.
- Holmlund, Bertil, The Rise and Fall of Swedish Unemployment, Working Paper 2003:13, Department of Economics, Uppsala University.
- Holmlund, Bertil & Ann-Sofie Kolm, 1995, Progressive Taxation, Wage Setting, and Unemployment: Theory and Swedish Evidence, *Swedish Economic Policy Review* 2, 423-460.
- Horn, Henrik & Torsten Persson, 1988, Exchange Rate Policy, Wage formation and Credibility, *European Economic Review* 32, 1621-1636.
- Jacobsson, Lars & Assar Lindbeck, 1971, On the Transmission of Wage Change, *Scandinavian Journal of Economics* 273-293.

- Johansen, Kåre, 1995, Norwegian wage curves, *Oxford Bulletin of Economics and Statistics*, 57, 229-247.
- Layard, Richard & Stephen Nickell, 1986, Unemployment in Britain, *Economica* 53 (special issue), 121-166.
- Layard, Richard, Stephen Nickell, & Richard Jackman, 1991, *Unemployment - Macroeconomic Performance and the Labour Market*, Oxford University Press, Oxford.
- Lindbeck, Assar, 1979, Imported and Structural Inflation and Aggregate Demand – the Scandinavian Model, in Assar Lindbeck (ed.), *Inflation and Employment in Open Economies*, North-Holland, Amsterdam.
- Lindbeck, Assar, 1997, The Swedish Experiment, *Journal of Economic Literature* 35, 1273-1319 .
- Lockwood, Ben and Alan Manning, 1993, Wage Setting and the Tax System – Theory and Evidence for the United Kingdom, *Journal of Public Economics* 52, 1-29.
- Manning, Alan, 1993, Wage Bargaining and the Phillips Curve: Identification and Specification of Aggregate Wage Equations, *Economic Journal* 103, 98-118.
- Mankiw, N. G. & Reis, R., 2002, Sticky information versus sticky prices: A proposal to replace the New Keynesian Phillips curve. *Quarterly Journal of Economics*, 117, 1295–1328.
- Nymoén, Ragnar, 1989, Modelling Wages in the Small Open Economy: an Error-Correction model of Norwegian Manufacturing Wages, *Oxford Bulletin of Economics and Statistics* 51, 239-258.
- Nymoén, Ragnar & Asbjørn Rødseth, 2003, Explaining Unemployment: Some Lessons from Nordic Wage Formation, *Labour Economics* 10, 1-29.
- Nickell, Stephen and Richard Layard, 1999, *Labour Market Institutions and Economic Performance*, Handbook of Labor Economics, 3, 3029-3084.
- Oswald, Andrew J., 1985, The Economic Theory of Trade Unions: An Introductory Survey, *Scandinavian Journal of Economics* 87, 160-193.
- Ozkan, G. & A. Sutherland, 1998, A Currency Crisis Model with an Optimizing Policymaker, *Journal of International Economics* 44, 339-364.
- Rødseth, Asbjørn, 1997, Why has Unemployment been so Low in Norway? On the Potential of Macroeconomic Implications, in Dølvik, J. E., A. H. Steen, eds., *Making Solidarity Work?*, Scandinavian University Press, Oslo.
- Rødseth, Asbjørn & Steinar Holden, 1990, Wage Formation in Norway, in Lars Calmfors (ed.): *Wage Formation and Macroeconomic Policy in the Nordic Countries*, Oxford University Press.
- Stock, James. H. & Mark W. Watson, 1988, Variable Trends in economic Time Series, *Journal of Economic Perspectives* 2, 147-174.

Appendix 1. Additional Derivations

A standard model of union bargaining.

With perfect competition in goods and capital markets, constant returns to scale, and labour-augmenting technical progress Z_i , we have maximized profit in firm i :

$$\Pi(W_i, Z) = \max_{K_i, N_i} Pf(K_i / (Z_i N_i)) Z_i N_i - W_i N_i - RK_i.$$

Let k be capital per effective worker: $k \equiv K / (ZN)$. Profit maximization implies that k is determined by $f'(k) = R/P$ and the labour share of income is $LS = 1 - f'(k)k / f(k)$. If R/P is determined in the world market the labour share is independent of wage setting. Let the wage W_i be determined by Nash bargaining:

$$\max_{W_i} (U(W_i / P^c) - U^a)^\beta \Pi(W_i, Z)^{1-\beta},$$

where U is the utility function of the worker, P^c is the consumer price, and β represents the bargaining power of the workers. The “threat point” of the worker is taken to be the expected utility if you leave the firm without a job:

$$U^a = (1 - \rho(u))U(W / P^c) + \rho(u)U(B / P^c)$$

where W is the wage prevailing elsewhere, B is unemployment benefit, and $\rho(u)$ is the risk of remaining unemployed, taken to be an increasing function of unemployment, u . Maximizing and considering a symmetric equilibrium where $W_i = W$, we get

$$\beta \frac{U'(W/P)W/P^c}{\rho(u)(U(W/P^c) - U(B/P^c))} = (1 - \beta) \frac{LS}{1 - LS}.$$

In the derivation we use the fact that the derivative of the profit function with respect to the wage equals minus employment. In the case of constant relative risk aversion

$U(W/P^c) = (W/P^c)^{1-\sigma} / (1-\sigma)$ the solution for the wage is

$$W = \left(1 + \frac{(\sigma - 1)(1 - LS)\alpha\beta}{LS(1 - \beta)\rho(u)} \right)^{\frac{1}{\sigma - 1}} B$$

where σ is the coefficient of relative risk aversion. The wage is proportional to the unemployment benefit with a “mark up” that depends on the state of the labour market. If we allow for monopolistic competition with constant-elastic demand this will not change the qualitative conclusion.

Proof of Proposition 1

Note first that equations (7) and (8) imply $W^w > W^f \geq W^e$.⁵⁸ Assume now that $W^f > W^e$.⁵⁹ To find the effect of Θ on the wage we differentiate (9):

$$\frac{dW_i}{d\Theta} = -\frac{\Pi_{\Theta}(W^w, \Theta) - \delta(1-\phi)\Pi_{\Theta}(W^f, \Theta) - \delta\phi\Pi_{\Theta}(W^e, \Theta)}{\Pi_w(W^w, \Theta) - (1-\phi)^2\delta^2\Pi_w(W^f, \Theta)}.$$

To simplify notation we have set $\bar{W} = 1$ and left out A . As $W^w > W^f$ the denominator is negative, provided the second order condition is fulfilled. Thus the sign of the numerator determines the sign.

Dividing the numerator by Π and using (9) we find that $dW_i / d\Theta$ is positive if and only if

$$\frac{\Pi_{\Theta}(W^w, \Theta)}{\Pi(W^w, \Theta)} \Theta \geq \frac{(1-\phi)\frac{\Pi_{\Theta}(W^f, \Theta)\Theta}{\Pi(W^f, \Theta)} + \phi\frac{\Pi(W^e, \Theta)}{\Pi(W^f, \Theta)}\frac{\Pi_{\Theta}(W^e, \Theta)\Theta}{\Pi(W^e, \Theta)}}{(1-\phi) + \phi\frac{\Pi(W^e, \Theta)}{\Pi(W^f, \Theta)}}.$$

Since W^w is larger than W^f and W^e , this holds if $\Pi_{\Theta}(W)\Theta / \Pi(W)$ is an increasing function of the wage. Using the profit function and the first order condition with respect to the price we can write this elasticity as:

$$\frac{\Pi_{\Theta}(W_i)}{\Pi(W_i)} \Theta = \frac{W_i + C}{\Theta\left(\frac{P_i}{P} - \frac{W_i + C}{\Theta}\right)} = -\frac{\frac{P_i}{P} + \frac{D}{D'}}{D/D'} = -\frac{D'(P_i/P)P_i}{D(P_i/P)P} - 1 = E(\Psi(W_i)) - 1,$$

where $E(P_i/P)$ is the elasticity of the demand equation and $\Psi(W_i)$ is the optimal relative price as a function of the wage, holding other variables constant. It is straightforward to show that Ψ is an increasing function. *End of proof.*

Labour turnover and the chance to get a job

Assume that workers have log utility functions. In a short period of length Δ an unemployed workers can search or not search and the period-specific cost associated with search is ζ which is drawn from a distribution $H(\zeta)$. Let ν be an index for whether the worker is searching. The value of unemployment is given by

$$V^u = \max_{\nu \in \{1,0\}} \left[\Delta(b-p) + \frac{1}{1+\Delta r} \left[\nu\Delta AV^j + (1-\nu\Delta A)V^u \right] - \nu\Delta\zeta \right]$$

⁵⁸ To show this, consider first the case when $W^f = \delta((1-\phi)W^w + \phi W^e) > W^e$. Since $\delta < 1$, this immediately implies that $W^w > W^f$ and hence $W^w > W^f > W^e$. If, instead $W^f = W^e > \delta((1-\phi)W^w + \phi W^e)$ equation (7) implies that that $W^w > W^e$ since profits fall when the wage increases.

⁵⁹ For the case when $W^f = W^e$ the argument is analogous.

V^j is the value of a job which is given by

$$V^j = \Delta(w - p) + \frac{1}{1 + \Delta r} [(1 - \Delta s)V^j + \Delta s V^u].$$

An unemployed worker will search if $\zeta \leq A(V^j - V^u)/(1 + \Delta r)$. Letting the period length Δ go to zero we get $V^j - V^u = (w - b)/(r + s + A)$ and hence the fraction of unemployed workers searching at a particular point in time is $H(A(w - b)/(r + s + A))$. The probability to get a job, A , is given by the flow of job openings divided by the number of workers looking for jobs. Job openings occur because of quits and turnover between jobs and job applicants consist of unemployed workers and those searching on the job:

$$A = \frac{sN + S(1)AN}{(L - N)H(A(w - b)/(r + s + A)) + S(1)N}$$

where L is the labour force and N is employment. This can be rewritten as

$$AH(A(w - b)/(r + s + A)) = s \frac{1 - U}{U}$$

where $U = (L - N)/L$. This equation determines the chance to get a job implicitly as a function of the replacement rate and unemployment.

CESifo Working Paper Series

(for full list see www.cesifo-group.de)

- 1585 Christos Kotsogiannis and Robert Schwager, On the Incentives to Experiment in Federations, November 2005
- 1586 Søren Bo Nielsen, Pascalis Raimondos-Møller and Guttorm Schjelderup, Centralized vs. De-centralized Multinationals and Taxes, November 2005
- 1587 Jan-Egbert Sturm and Barry Williams, What Determines Differences in Foreign Bank Efficiency? Australian Evidence, November 2005
- 1588 Steven Brakman and Charles van Marrewijk, Transfers, Non-Traded Goods, and Unemployment: An Analysis of the Keynes – Ohlin Debate, November 2005
- 1589 Kazuo Ogawa, Elmer Sterken and Ichiro Tokutsu, Bank Control and the Number of Bank Relations of Japanese Firms, November 2005
- 1590 Bruno Parigi and Loriana Pelizzon, Diversification and Ownership Concentration, November 2005
- 1591 Claude Crampes, Carole Haritchabalet and Bruno Jullien, Advertising, Competition and Entry in Media Industries, November 2005
- 1592 Johannes Becker and Clemens Fuest, Optimal Tax Policy when Firms are Internationally Mobile, November 2005
- 1593 Jim Malley, Apostolis Philippopoulos and Ulrich Woitek, Electoral Uncertainty, Fiscal Policy and Macroeconomic Fluctuations, November 2005
- 1594 Assar Lindbeck, Sustainable Social Spending, November 2005
- 1595 Hartmut Egger and Udo Kreickemeier, International Fragmentation: Boon or Bane for Domestic Employment?, November 2005
- 1596 Martin Werding, Survivor Benefits and the Gender Tax Gap in Public Pension Schemes: Observations from Germany, November 2005
- 1597 Petra Geraats, Transparency of Monetary Policy: Theory and Practice, November 2005
- 1598 Christian Dustman and Francesca Fabbri, Gender and Ethnicity – Married Immigrants in Britain, November 2005
- 1599 M. Hashem Pesaran and Martin Weale, Survey Expectations, November 2005
- 1600 Ansgar Belke, Frank Baumgaertner, Friedrich Schneider and Ralph Setzer, The Different Extent of Privatisation Proceeds in EU Countries: A Preliminary Explanation Using a Public Choice Approach, November 2005

- 1601 Jan K. Brueckner, Fiscal Federalism and Economic Growth, November 2005
- 1602 Steven Brakman, Harry Garretsen and Charles van Marrewijk, Cross-Border Mergers and Acquisitions: On Revealed Comparative Advantage and Merger Waves, November 2005
- 1603 Erkki Koskela and Rune Stenbacka, Product Market Competition, Profit Sharing and Equilibrium Unemployment, November 2005
- 1604 Lutz Hendricks, How Important is Discount Rate Heterogeneity for Wealth Inequality?, November 2005
- 1605 Kathleen M. Day and Stanley L. Winer, Policy-induced Internal Migration: An Empirical Investigation of the Canadian Case, November 2005
- 1606 Paul De Grauwe and Cláudia Costa Storti, Is Monetary Policy in the Eurozone less Effective than in the US?, November 2005
- 1607 Per Engström and Bertil Holmlund, Worker Absenteeism in Search Equilibrium, November 2005
- 1608 Daniele Checchi and Cecilia García-Peñalosa, Labour Market Institutions and the Personal Distribution of Income in the OECD, November 2005
- 1609 Kai A. Konrad and Wolfgang Leininger, The Generalized Stackelberg Equilibrium of the All-Pay Auction with Complete Information, November 2005
- 1610 Monika Buetler and Federica Teppa, Should you Take a Lump-Sum or Annuitize? Results from Swiss Pension Funds, November 2005
- 1611 Alexander W. Cappelen, Astri D. Hole, Erik Ø. Sørensen and Bertil Tungodden, The Pluralism of Fairness Ideals: An Experimental Approach, December 2005
- 1612 Jack Mintz and Alfons J. Weichenrieder, Taxation and the Financial Structure of German Outbound FDI, December 2005
- 1613 Rosanne Altshuler and Harry Grubert, The Three Parties in the Race to the Bottom: Host Governments, Home Governments and Multinational Companies, December 2005
- 1614 Chi-Yung (Eric) Ng and John Whalley, Visas and Work Permits: Possible Global Negotiating Initiatives, December 2005
- 1615 Jon H. Fiva, New Evidence on Fiscal Decentralization and the Size of Government, December 2005
- 1616 Andzelika Lorentowicz, Dalia Marin and Alexander Raubold, Is Human Capital Losing from Outsourcing? Evidence for Austria and Poland, December 2005
- 1617 Aleksander Berentsen, Gabriele Camera and Christopher Waller, Money, Credit and Banking, December 2005

- 1618 Egil Matsen, Tommy Sveen and Ragnar Torvik, Savers, Spenders and Fiscal Policy in a Small Open Economy, December 2005
- 1619 Laszlo Goerke and Markus Pannenberg, Severance Pay and the Shadow of the Law: Evidence for West Germany, December 2005
- 1620 Michael Hoel, Concerns for Equity and the Optimal Co-Payments for Publicly Provided Health Care, December 2005
- 1621 Edward Castronova, On the Research Value of Large Games: Natural Experiments in Norrath and Camelot, December 2005
- 1622 Annette Alstadsæter, Ann-Sofie Kolm and Birthe Larsen, Tax Effects, Search Unemployment, and the Choice of Educational Type, December 2005
- 1623 Vesa Kannianen, Seppo Kari and Jouko Ylä-Liedenpohja, Nordic Dual Income Taxation of Entrepreneurs, December 2005
- 1624 Lars-Erik Borge and Linn Renée Naper, Efficiency Potential and Efficiency Variation in Norwegian Lower Secondary Schools, December 2005
- 1625 Sam Bucovetsky and Andreas Haufler, Tax Competition when Firms Choose their Organizational Form: Should Tax Loopholes for Multinationals be Closed?, December 2005
- 1626 Silke Uebelmesser, To go or not to go: Emigration from Germany, December 2005
- 1627 Geir Haakon Bjertnæs, Income Taxation, Tuition Subsidies, and Choice of Occupation: Implications for Production Efficiency, December 2005
- 1628 Justina A. V. Fischer, Do Institutions of Direct Democracy Tame the Leviathan? Swiss Evidence on the Structure of Expenditure for Public Education, December 2005
- 1629 Torberg Falch and Bjarne Strøm, Wage Bargaining and Political Strength in the Public Sector, December 2005
- 1630 Hartmut Egger, Peter Egger, Josef Falkinger and Volker Grossmann, International Capital Market Integration, Educational Choice and Economic Growth, December 2005
- 1631 Alexander Haupt, The Evolution of Public Spending on Higher Education in a Democracy, December 2005
- 1632 Alessandro Cigno, The Political Economy of Intergenerational Cooperation, December 2005
- 1633 Michiel Evers, Ruud A. de Mooij and Daniel J. van Vuuren, What Explains the Variation in Estimates of Labour Supply Elasticities?, December 2005
- 1634 Matthias Wrede, Health Values, Preference Inconsistency, and Insurance Demand, December 2005

- 1635 Hans Jarle Kind, Marko Koethenbueger and Guttorm Schjelderup, Do Consumers Buy Less of a Taxed Good?, December 2005
- 1636 Michael McBride and Stergios Skaperdas, Explaining Conflict in Low-Income Countries: Incomplete Contracting in the Shadow of the Future, December 2005
- 1637 Alfons J. Weichenrieder and Oliver Busch, Artificial Time Inconsistency as a Remedy for the Race to the Bottom, December 2005
- 1638 Aleksander Berentsen and Christopher Waller, Optimal Stabilization Policy with Flexible Prices, December 2005
- 1639 Panu Poutvaara and Mikael Priks, Violent Groups and Police Tactics: Should Tear Gas Make Crime Preventers Cry?, December 2005
- 1640 Yin-Wong Cheung and Kon S. Lai, A Reappraisal of the Border Effect on Relative Price Volatility, January 2006
- 1641 Stefan Bach, Giacomo Corneo and Viktor Steiner, Top Incomes and Top Taxes in Germany, January 2006
- 1642 Johann K. Brunner and Susanne Pech, Optimum Taxation of Life Annuities, January 2006
- 1643 Naércio Aquino Menezes Filho, Marc-Andreas Muendler and Garey Ramey, The Structure of Worker Compensation in Brazil, with a Comparison to France and the United States, January 2006
- 1644 Konstantinos Angelopoulos, Apostolis Philippopoulos and Vangelis Vassilatos, Rent-Seeking Competition from State Coffers: A Calibrated DSGE Model of the Euro Area, January 2006
- 1645 Burkhard Heer and Bernd Suessmuth, The Savings-Inflation Puzzle, January 2006
- 1646 J. Stephen Ferris, Soo-Bin Park and Stanley L. Winer, Political Competition and Convergence to Fundamentals: With Application to the Political Business Cycle and the Size of Government, January 2006
- 1647 Yu-Fu Chen, Michael Funke and Kadri Männasoo, Extracting Leading Indicators of Bank Fragility from Market Prices – Estonia Focus, January 2006
- 1648 Panu Poutvaara, On Human Capital Formation with Exit Options: Comment and New Results, January 2006
- 1649 Anders Forslund, Nils Gottfries and Andreas Westermark, Real and Nominal Wage Adjustment in Open Economies, January 2006