

Galiani, Sebastian; Weinschelbaum, Federico

Working Paper

Modeling Informality Formally: Households and Firms

Documento de Trabajo, No. 47

Provided in Cooperation with:

Centro de Estudios Distributivos, Laborales y Sociales (CEDLAS), Universidad Nacional de La Plata

Suggested Citation: Galiani, Sebastian; Weinschelbaum, Federico (2007) : Modeling Informality Formally: Households and Firms, Documento de Trabajo, No. 47, Universidad Nacional de La Plata, Centro de Estudios Distributivos, Laborales y Sociales (CEDLAS), La Plata

This Version is available at:

<https://hdl.handle.net/10419/189602>

Standard-Nutzungsbedingungen:

Die Dokumente auf EconStor dürfen zu eigenen wissenschaftlichen Zwecken und zum Privatgebrauch gespeichert und kopiert werden.

Sie dürfen die Dokumente nicht für öffentliche oder kommerzielle Zwecke vervielfältigen, öffentlich ausstellen, öffentlich zugänglich machen, vertreiben oder anderweitig nutzen.

Sofern die Verfasser die Dokumente unter Open-Content-Lizenzen (insbesondere CC-Lizenzen) zur Verfügung gestellt haben sollten, gelten abweichend von diesen Nutzungsbedingungen die in der dort genannten Lizenz gewährten Nutzungsrechte.

Terms of use:

Documents in EconStor may be saved and copied for your personal and scholarly purposes.

You are not to copy documents for public or commercial purposes, to exhibit the documents publicly, to make them publicly available on the internet, or to distribute or otherwise use the documents in public.

If the documents have been made available under an Open Content Licence (especially Creative Commons Licences), you may exercise further usage rights as specified in the indicated licence.

C | E | D | L | A | S

Centro de Estudios
Distributivos, Laborales y Sociales

Maestría en Economía
Universidad Nacional de La Plata



Modeling Informality Formally: Households and Firms

Documento de Trabajo Nro. 47
Marzo, 2007

Modeling Informality Formally: Households and Firms

Sebastian Galiani*
Washington University in St. Louis

Federico Weinschelbaum
Universidad de San Andrés

Abstract: Informality is widespread in most developing countries. In Latin America, 50 percent of salaried employees work informally. Three stylized facts characterize informality: 1) small firms tend to operate informally while large firms tend to operate formally; 2) unskilled workers tend to be informal while skilled ones have formal jobs; 3) *Ceteris paribus*, secondary workers are less likely to operate formally than primary workers. We develop a model that account for all these facts. In our model both heterogeneous firms and workers have preferences over the sector they operate and choose optimally whether to function formally or informally. There are two labor markets, one formal and the other informal, and both firms and workers act unconstrained in them. By contrast, a prominent feature of the pre-existing literature is the idea that worker's decisions play no role in determining the equilibrium of the economy. Using our model, we show that an increase in the participation of secondary workers would tend to raise the level of informality in the economy. This effect partially accounts for the increases in informality seen in Latin America over the past two decades.

December 27, 2006

* Sebastian Galiani, Associate Professor, Department of Economics, Washington University in St Louis, Campus Box 1208, St Louis, MO 63130-4899, US, galiani@economics.wustl.edu. Federico Weinschelbaum, Universidad de San Andres, Vito Dumas 284, (B1644BID) Victoria, Provincia de Buenos Aires, Argentina, Tel: (54-11) 4725-7041, fweinsch@udesa.edu.ar. We thank Omar Arias, Pierre-André Chiappori, Rafael Di Tella and Hugo Hopenhaynn for useful discussions and Leonardo Gasparini and Leopoldo Tornarolli from CEDLAS for providing us with the data used in this paper. We are also grateful for the excellent research assistance of Paulo Somaini. Financial support from the World Bank is greatly appreciated.

1. Introduction

Recent estimates indicate that around 10 percent of GDP in the United States is produced by individuals or firms that evade taxes (see Schneider and Enste, 2000). In Latin America, approximately 50 percent of all salaried employees work informally. An important question is, therefore: What are the determinants of informality? Unfortunately, three decades of research have not yet yielded a consensus opinion on this point (Maloney, 2004).

The traditional explanation, initiated with the work of Lewis (1954), assumes the existence of segmented labor markets in which some workers do not have access to jobs in the regulated, formal sector. These workers are forced to accept lower-paying informal-sector jobs that usually involve inferior working conditions. While this view has become prevalent in the development literature, direct empirical tests of the premise that informal workers would expect higher wages in the formal sector yield mixed results. For instance, Magnac (1991), Maloney (2004), and Pratap and Quintin (2004) do not find compelling evidence of segmentation between the formal and the informal sectors using data from Colombia, Mexico and Argentina, respectively. It is, nonetheless, certainly plausible that the presence of unions might segment the labor market. However, even if we believe that unionization has been an important factor in labor-market segmentation in the past, the pronounced decline of unionization throughout Latin America over the last two decades makes it appear to be a less satisfactory explanation of the phenomenon at the present time, especially since informality increased substantially in Latin America during the same period (see Gasparini and Tornarolli, 2006). Another approach emphasizes the role of labor-market regulation and taxation as the main cause of informality. A pioneering study by De Soto (1989) describes how informal workers develop their own laws and institutions to make up for the shortcomings of the official legal system. It is certainly true that the size of the shadow economy is affected by the burden of taxes and social security contributions, as well as by the many other regulations governing the official economy. The problem with adopting this explanation of informality unreservedly, however, is that it overlooks the fact that workers in the informal sector are not eligible for socially mandated benefits. In other words, workers have nonpecuniary preferences for the sector they work for, and these preferences play a role in determining the level of formality of an economy.

In this paper we present a model of an economy in which the sizes and wages of the formal and informal sectors are endogenously determined. This model entails a continuum of types on both sides of the labor market (i.e., firms and workers). Firms choose whether to operate formally or informally and workers choose in what sector they work. In equilibrium, managerial ability determines *size dualism* at the firm level, and human capital is the factor that determines whether workers are employed in the formal or informal sector. Thus, in our model, both heterogeneous firms and workers have preferences over the sectors they operate and choose optimally whether to function formally or informally. By contrast, a prominent feature of the pre-existing literature is the idea that worker's decisions play no role in determining the equilibrium of the economy (see Section 2).

Our main findings are as follows: First, in equilibrium, the formal-sector wage premium is not signed. Formal wages can be higher than, equal to, or lower than informal wages. This result contrasts with the consensus opinion expressed in the existing literature, which identifies a positive formal-sector wage premium with the presence of *labor-market dualism* in the economy, while the absence of a wage premium is taken to be indicative of the prevalence of a competitive environment in the labor market. A large body of empirical work rests on this view of informality.

Second, as in the previous literature that followed the lead of Rauch (1991), size dualism is present in the equilibrium of the economy we model: small firms operate informally while large firms operate formally. Third, workers with low human capital work in the informal sector while those with high human capital work in the formal sector. Fourth, distributions of both human capital and managerial ability affect the equilibrium of the economy. A poor economy with low levels of human capital and limited managerial capabilities is likely to exhibit high levels of informality. This is observed in the data. Fifth, all the regulations – fixed costs– that increase the cost of operating formally, both for firms and for workers, influence the equilibrium as they would be expected to do. The same is true for payroll taxes –or any taxation that affects labor demand in the formal sector of the economy– and enforcement.

Finally, and very importantly, *ceteris paribus*, secondary workers are less likely to operate formally than primary workers are. This is because, whatever the net benefits of operating formally may be for a worker having a given human capital endowment, they will be lower if another member of the household is already in the formal sector. This is also observed in the

data. Furthermore, we also present econometric evidence that shows that secondary workers are less likely to operate formally when primary workers work in the formal sector. This result would not be understandable in a model where workers are not allowed to choose purposefully the sector in which they work.

Thus, an increase in the participation of secondary workers would tend to raise the level of informality in the economy. We believe this effect partially explains the increases in informality in Latin America seen over the last two decades.¹ For example, in Appendix I, we simulate the rates of formality for Argentina, which is the Latin American country where informality increased the most in the last two decades. We assume that only the demographic composition of the labor force changed over time (and that the formality rates of all these groups are unaffected by these shifts in the labor force composition) and find that approximately 20 percent of the rise in informality between the early 1970s and the 1990s could be directly accounted for by the reduction of the share of the labor force represented by primary workers during that period.² This exercise is in the spirit of Shimer (1999) that argues that the U.S. unemployment rate is so much lower since the 1980s compared to the one observed during the two previous decades because the population is so much older now than then.³

The rest of the paper is organized as follows. Section 2 reviews the previous literature on informality. Section 3 presents evidence on the nature of informality in Latin America, which serves as a basis for the analysis offered in this paper. Section 4 portrays the setup of our model, while Section 5 reports on a set of comparative static exercises. In Section 6, we study the effect of incorporating secondary workers into the labor market. Finally, Section 7 presents our conclusions.

2. Literature Review

Dualistic models of labor markets have pervaded the literature since the seminal work of Lewis (1954). Firms and workers are assumed to comply with regulations in the formal

¹ Although our empirical focus is in Latin America, where informality is pervasive, the model we developed in this paper is very general and therefore relevant also for rich countries. For example, it might be of interest in the U.S. where recently there has been a reduction in the percentage of workers under age 65 with employment-based health benefits (from 66.8 percent in 2000 to 62.4 percent in 2004).

² This demographic composition effect is quite large since, during the period considered, informality in Argentina increased between 15 and 18 percentage points.

sector but not in the informal sector. Wages in the formal sector are set exogenously and above the competitive equilibrium level. The labor market is then segmented, with only some workers obtaining jobs in the formal sector. The classic model presented in this literature is the one developed by Harris and Todaro (1970).

An excellent formalization of this type of model is provided by Rauch (1991), who develops a model in which the prevailing real wage in the formal sector is exogenous. Firms can refrain from paying the exogenously determined real wage provided they operate on a scale smaller than a given detection threshold. The product market is assumed to be competitive. Workers are homogenous but firms differ in terms of managerial ability, which in turn determines firm size as discussed in Lucas (1978). Thus, in equilibrium, there is a break in the size distribution of firms. Informal wages are lower than formal wages. However, unemployment does not arise as in Harris and Todaro (1970) because, in this model, workers' utilities are not equalized in equilibrium. Some workers obtain jobs in the formal sector while the others are underemployed (in the sense that they could be earning more in a competitive equilibrium) in the informal sector.⁴ Note, however, that the emphasis in this paper is on *size dualism* –i.e., the existence of a difference in size between the smallest formal-sector firm and the largest informal-sector firm. In contrast, the earlier theoretical literature focused on *labor-market dualism*, which is defined as the existence of a difference between the formal-sector wage and the informal-sector wage for economically identical employees.

Fortin et al. (1987) extends Rauch's model by introducing corporate profit and payroll taxes and by assuming that the marginal cost of tax and regulation evasion increases with the size of the firm. They derive three forms of dualism that are consistent with labor-market segmentation: scale, wage and evasion. In equilibrium, small firms in the informal sector

³ See, for example, Acemoglu et al. (2004) for a study of the impact of large shifts in the participation of women on other related labor market outcome such as the structure of wages.

⁴ Rauch's model is consistent with many of the hypotheses advanced to account for the formal-sector wage floor. If the legal minimum wage set by the government is the binding factor, then, clearly, given the limited administrative resources of third-world governments, the number of workers protected by the law can be maximized by focusing enforcement efforts on large firms. If it is union bargaining power that sets the wage floor, big firms will once again be the focus since, as is well known, unions concentrate their organizing efforts on large companies. Even if one believes that the efficiency wage hypothesis is the relevant factor, and if the efficiency wage entails minimizing the cost of monitoring workers (as in Shapiro and Stiglitz, 1984), then it is reasonable to think that small firms will be able to monitor almost costlessly and therefore do not need to pay the efficiency wage.

benefit by paying lower wages and taxes than firms in the formal sector do, but incur the risk of being penalized for non-compliance with such labor regulations.

Thus, in this type of model, homogenous workers are paid less in the informal sector only as a result of the presence of labor-market regulations that affect the profit function of firms operating in competitive product markets.

A significant departure from dualism is found in Amaral and Quintin (2006), who explicitly model the labor market as a competitive market. They assume that both workers and entrepreneurs are heterogeneous. As in the previous models, firms differ in managerial ability. Firms in the formal sector pay taxes on profits but have access to the credit market, while those in the informal sector do not pay taxes and have no access to credit. Therefore, in equilibrium, large firms are formal and small firms are informal. Workers only derive utility from the wages they receive at work but have no intrinsic preferences for the sector they work for (i.e., they do not have nonpecuniary preferences). Thus, there is a differentiated demand for formal and informal employment but labor supply is the same in both sectors. In other words, there is only one labor market in this economy. Therefore, and contrary to the previous literature, similar workers earn the same amount in the formal and informal sectors.

Two other interesting and related papers are Straub (2005) and de Paula and Scheinkman (2006). Straub (2005) develops a model where formal firms pay an entry fee to become formal. Formal firms have access to a public good, while informal firms do not. The public good is identified with access to a better credit market (lower interest rates). In this case as well, in equilibrium, large firms are formal and small firms are informal. The labor market is not modeled. For their part, de Paula and Scheinkman (2006) assume that firms pay taxes on sales when they operate in the formal sector but, on the other hand, pay lower interest rates on capital. Hence, in equilibrium, there is also a break in the size distribution of firms. As in the previous models, firm size is determined by managerial ability. Workers are homogenous but, in this model, they are paid the same in both sectors. Informality is defined as tax avoidance.

A major feature of the earlier literature is that workers' decisions are seen as playing no role in determining the equilibrium. On one hand, it is only firms that choose optimally whether to operate formally or informally while homogenous workers are constrained to obtain the best jobs available. On the other hand, both firms and workers act unconstrained,

but the latter do not derive nonpecuniary utility from the sector they work for. Thus, there is only one labor market in the economy. Firms have differentiated demands for formal and informal employment but workers are indeed indifferent about which sector they work for. By contrast, in our model workers do have nonpecuniary preferences for the sector they work for. Therefore, there are two labor markets in the economy in which both firms and workers act unconstrained. Firms choose whether to operate formally or informally, and workers choose in which sector to work. At equilibrium, managerial ability determines *size dualism* at the firm level, and human capital is the factor that divides workers into those who work in the formal sector and those who work in the informal sector.

3. Informality in Latin America

Formality is usually defined on the basis of the right to exercise socially mandated benefits such as health insurance and pensions. The criteria to be used should capture whether or not the employee is registered with the authorities and has the typical set of rights and benefits associated with legally recognized employment. We have followed the trend exhibited in the literature and thus define formality on the basis of whether or not an employee pays social security taxes (see, among others, Gasparini and Tornarolli, 2006).

In the literature, workers are usually categorized into three groups: formal employees, informal employees and independent workers. Independent workers are distinguished from employees for two reasons. First, independent workers typically differ in their motivations and skills. They tend to be individuals who display entrepreneurial skills and who attach a high value to the non-pecuniary benefits of independent work (see, among others, Blanchflower and Oswald, 1998). Second, the surveys most commonly used as a source of data on the labor force in Latin America collect information on employees' social security contributions but not on contributions by business owners or the self-employed. Consequently, it is not possible to establish whether or not self-employed persons are operating formally or informally. We have therefore abstracted from the decision to work as an independent worker and focus our analysis on firms' and salaried workers' decisions as to whether or not to operate within the formal sector of the economy.

In Table I we present evidence on formality rates among salaried workers in Latin America. The data are taken from household surveys for 12 countries in which the existence or absence of social security contributions is registered for each employee in the sample. All

the surveys used here are for the years 2002-2004. On average, approximately half of all salaried workers hold informal jobs. Formality rates also appear to display a large variance among countries –ranging from 87 percent in Chile to 27.6 percent in Paraguay– and tend to increase with development. The richest countries in this sample –i.e., Argentina, Brazil, Chile and Uruguay– all have formality rates above 50 percent, while all the poorest countries except El Salvador (Bolivia, Ecuador, Guatemala and Paraguay) exhibit formality rates among salaried workers well below that level.

Table I: Formality Rates Among Salaried Workers (%)

Country	Mean	Males	Females	Household Heads	Spouses	Other Household Members
Argentina	57.5	60.2	53.9	65.2	59.2	43.7
Bolivia	27.7	26.9	29.3	33.5	33.4	15.0
Brazil	67.7	68.5	66.7	70.9	68.3	61.7
Chile	87.3	90.1	83.0	92.2	84.3	82.4
Ecuador	30.3	26.7	37.9	34.2	44.0	20.8
El Salvador	54.6	47.2	69.1	52.6	67.7	51.9
Guatemala	41.7	41.3	42.5	44.3	43.8	38.1
Mexico	42.0	40.6	44.7	43.1	47.5	38.5
Paraguay	27.6	26.8	28.8	33.7	36.9	17.8
Peru	31.0	32.7	28.3	39.8	35.3	23.3
Uruguay	75.4	78.2	72.3	81.5	76.1	65.5
Venezuela	60.4	57.6	64.7	67.5	66.9	50.5
Average	50.3	49.7	51.8	54.9	55.3	42.4

Notes: Statistics from the latest survey available for each country. All surveys are for the years 2002, 2003 or 2004. For Argentina, we excluded the individuals that work in the social program *Jefes y Jefas de Familia* since they are not salaried employees but welfare recipients. Sampling weights are used to compute all the statistics by country in this table. Average statistics are unweighted averages of country rates.

Source: Prepared by the authors based on data from the Socio-Economic Database for Latin American and the Caribbean (CEDLAS).

On average, no appreciable differences are observed in the degree of formalization between males and females or between heads of household and spouses. At first glance, this might seem counter-intuitive, but it is actually the natural result of sample selection. Females who participate in the labor market are, on average, more educated than males.⁵ In Table II

⁵ However, this is not true at the margin. Thus, the recent increase of female labor supply observed through Latin America is capable of causing an increase in the mean levels of informality. This is specially so if secondary workers, *ceteris paribus*, have lower incentives to operate formally than primary workers.

we present formality rates for household heads, spouses and other household members; each of these groups is divided into three educational categories: low, medium and high education level. Our findings indicate that the likelihood of a salaried worker being formally employed increases with the individual's level of education. Conditioning on the level of education, heads of household are more likely to be formally employed than their spouses are, but among highly educated individuals, there are no differences at all. Other members of the household tend to have lower formality rates than heads of household and spouses in all cases. In Table III we present information similar to that in Table II after restricting the sample to households where both the head of the household and the spouse are salaried employees. Results are very similar.

We further investigate the results in Table III. When the head of the household and the spouse participate in the labor market, the decision could be for both to work in the formal sector (FF), for one to work in the formal and the other in the informal sector (FI), or for both to be employed in the informal sector (II). We estimate a Multinomial Logit Model for these three potential outcomes focusing on the effect of human capital on the likelihood of observing any of them. In the econometric model we include a full set of educational dummies for each individual.⁶ We also include as regressors the age and the age squared of both the head of the household and the spouse; country fixed effects and a dummy variable indicating whether the household resides in an urban area. We summarize the results in Figure I. As can be seen, the probability that the head of the household and his spouse work both formally increases monotonically in the education of the couple while the probability that both of them are informal decreases monotonically in their education. Interestingly enough, the likelihood that one works formally while the other operates informally first increases with the education of the couple while then decreases.

⁶ For each individual, the omitted education category is no schooling while the schooling dummies included in the model are: Incomplete primary, complete primary, high school drop-out, high school, incomplete higher education and complete higher education (i.e., tertiary or college degree). The model is estimated using the sample in Table III. Regression results are available upon request.

Table II: Formality Rates, by Household Status and Educational Level (%)

	Household Heads			Spouses			Other Household Members		
	Low Education	Medium Education	High Education	Low Education	Medium Education	High Education	Low Education	Medium Education	High Education
Argentina	53.2	70.7	81.4	30.9	63.7	81.5	26.4	48.5	57.8
Bolivia	14.3	37.2	72.5	5.7	24.9	71.4	1.8	10.6	38.8
Brazil	62.4	84.8	90.4	53.7	82.7	92.6	44.8	75.2	77.3
Chile	88.4	95.1	95.6	73.9	87.4	92.9	76.3	85.6	84.8
Ecuador	18.8	53.9	73.5	15.7	52.0	77.1	7.7	27.9	49.7
El Salvador	37.2	79.7	91.7	48.5	82.9	90.3	33.8	69.2	83.1
Guatemala	36.4	67.4	85.2	25.4	78.5	90.3	24.9	64.6	59.0
Mexico	33.6	64.5	68.8	32.9	63.1	72.1	29.6	52.0	53.4
Paraguay	19.3	56.3	60.7	14.9	34.2	65.9	5.1	17.4	35.1
Peru	17.7	39.9	68.5	5.2	25.4	69.1	5.8	15.0	42.1
Uruguay	75.1	89.6	94.4	62.4	86.0	95.8	55.5	78.0	84.3
Venezuela	61.2	81.4	88.6	55.8	90.9	88.6	42.9	50.6	71.8
Average	43.1	68.4	80.9	35.4	64.3	82.3	29.6	49.6	61.4

Notes: See Table I. The low education category includes all individuals that have not completed high school; the medium education classification includes individuals who have exactly completed high school while the high education category includes all individuals with more than high school (i.e., incomplete or complete tertiary/college education).

Source: See Table I.

Table III: Formality Rates Among Households in which Both Members are Salaried Workers, by Household Status and Educational Level (%)

	Household Heads			Spouses		
	Low Education	Medium Education	High Education	Low Education	Medium Education	High Education
Argentina	61.2	77.0	84.0	28.8	64.5	82.3
Bolivia	8.6	28.3	78.6	5.7	28.2	75.9
Brazil	71.2	88.0	92.9	53.8	82.6	92.2
Chile	89.9	96.5	97.0	72.9	87.4	93.3
Ecuador	21.8	62.3	79.6	16.0	51.8	78.1
El Salvador	50.8	81.6	92.8	54.7	85.2	90.0
Guatemala	44.5	73.5	79.2	31.3	80.6	85.0
Mexico	40.2	62.8	74.1	35.8	63.2	71.7
Paraguay	30.9	69.1	66.9	16.6	50.5	64.4
Peru	7.9	47.9	67.2	3.7	25.1	63.6
Uruguay	80.8	92.5	95.3	63.6	88.0	96.4
Venezuela	67.4	80.2	91.6	56.9	85.4	89.8
Average	47.9	71.6	83.3	36.6	66.0	81.9

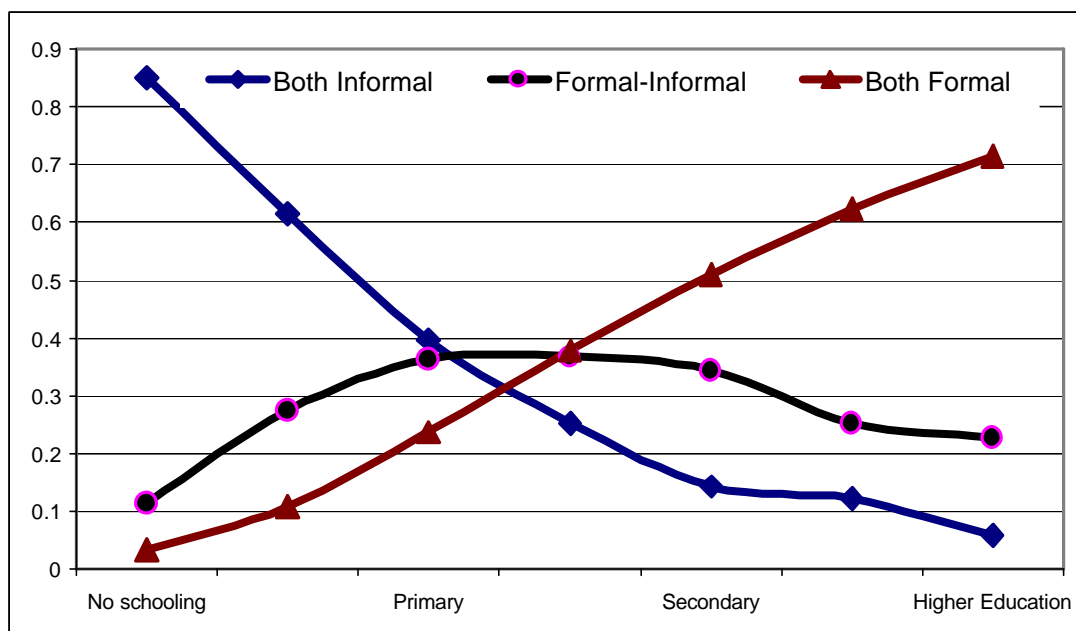
Note: See Tables I and II.

Source: See Table I.

Finally, in Table IV we present formality rates by firm size. Overall, small firms tend to operate informally while large firms are substantially more likely to operate formally.

In summary, informality is highly concentrated in small firms, and the likelihood that a worker is employed in the informal sector of the economy decreases as his/her level of education rises. This relation between education and formality is more pronounced among spouses than among heads of the household. In other words, an unskilled or semi-skilled spouse is more likely to be employed informally than an unskilled head of household is. Finally, other household members are, in every case, more likely to work informally unless they are highly educated. In the next two sections we develop a model that accounts for all these facts.

Figure I: Predicted Probabilities from Multinomial Logit Model by Education Level



Notes: This figure is constructed using the estimated coefficients of the Multinomial Logit Model. We settled the age of both household members in 46 and setting the Mexico fixed-effect and the urban dummy in one. Furthermore, we assume that both members of the household have the same education level.

Table IV: Formality Rates Among Salaried Workers, by Firm Size (%)

Country	Mean	Small Firms	Rest of Firms	Large Firms
Argentina	57.5	26.5	65.3	87.7
Bolivia	27.7	6.3	35.5	57.4
Brazil	67.7	35.4	83.1	---
Chile	87.3	70.1	88.3	94.6
Ecuador	30.3	5.9	23.8	44.5
El Salvador	54.6	7.0	35.3	83.6
Guatemala	41.7	6.6	47.6	76.2
Mexico	42.0	12.1	57.4	---
Paraguay	27.6	8.2	39.1	62.4
Peru	31.0	4.4	21.8	55.2
Uruguay	75.4	39.0	74.9	96.2
Venezuela	60.4	21.7	75.8	---
Average	50.3	20.3	54.0	

Notes: See Table I. Firm size is defined as follows (depending on the distinctions made in the available data): Small firm: fewer than 4 or fewer than 5 workers; Rest of firms: more than 4 or more than 5 workers. Large firms: more than 40 or more than 50 workers.

Source: See Table I.

4. Setup of the Model

We model an economy with three types of economic agents: a continuum of firms, a continuum of workers and the government. Firms are heterogeneous in their managerial ability. They maximize profits by choosing whether to operate formally or informally and by hiring labor. Workers are heterogeneous in their endowment of human capital. They maximize utility by choosing whether to work in the formal or informal sector. The government, whose behavior is not modeled, collects payroll taxes, provides formal workers and their families with nonpecuniary benefits, regulates formal activities and conducts activities designed to detect and penalize informal operations in the economy.

4.1. Firms

Firms are assumed to produce an homogenous good that is traded in a perfectly competitive market using managerial ability (a) and homogenous units of labor (l). Using an approach similar to that used in the previous literature, we assume that there is a continuum of firms indexed by their innate managerial ability and distributed with density function $g(a)$ with support in \mathbb{R}_+ .

Each firm in the economy chooses whether to operate formally or informally and decides how many units of labor will hire to produce its output. If a firm operates in the formal sector of the economy, its profit function is given by:

$$\Pi_f(a) = Pf(a, l) - w_f l(1+t) - t$$

where P is the price of the good produced by the firm, $f(a, l)$ is the production function, w_f is the prevailing wage per unit of labor paid to workers in the formal sector (i.e., firms are wage-takers), t is the payroll tax levied on firms and t is a fixed cost incurred by firms that operate formally.

There are a large number of studies in the literature documenting various formal-sector entry costs. The best-known example is the discussion in De Soto's *The Other Path* of the cost of starting a business in Lima, Peru. De Soto finds the complexity and stifling nature of Peruvian laws and regulations to be a powerful disincentive for formality and hence a stimulus for the expansion of the informal sector. Using more systematic data (see Benham

and Benham, 2004), a series of comparative studies conducted by the Ronald Coase Institute have also identified large costs involved in registering and operating firms formally in developing countries (see also Stone et al., 1996).

If, on the other hand, a firm operates informally, then its expected profit function is given by:

$$\Pi_i(a) = (Pf(a, l) - w_i l)(1 - q)$$

where w_i is the prevalent wage per unit of labor paid to workers in the informal sector and q is the probability that a firm is caught operating informally, in which case it will be closed and will lose its current profits.

In the following discussion, we assume that the production function is Cobb-Douglas with constant returns to scale:

$$f(a, l) = a^b l^{1-b}$$

For the sake of simplicity, we normalize $P = 1$. Firms choose l in order to maximize profits. Under the assumptions made, the derived labor demand for a firm with managerial ability a is:

$$l^f = a \left(\frac{(1-b)}{w_f(1+t)} \right)^{1/b}$$

if it operates formally and:

$$l^i = a \left(\frac{(1-b)}{w_i} \right)^{1/b}$$

if it operates informally. Note that both demand functions are linear in managerial ability. Thus, the size of a firm (assuming that it does not switch sectors), measured by l , is linearly increasing in a .

Very small firms (i.e., those with managerial ability a close to 0) operate informally because of the fixed cost t that they would have to incur in order to operate formally. As in

Rauch (1991), we now show that in our model there is *size dualism*: small firms operate informally while large firms operate formally. When there are firms operating formally and the profit functions satisfy the following condition, there is a unique cut-off point in firm size:

$$\frac{d\Pi_f(a)}{da} > \frac{d\Pi_i(a)}{da} \quad \forall a \quad (1)$$

Condition (1) is equivalent to:

$$\left(\frac{1}{w_f(1+t)} \right)^{(1-b)/b} > (1-q) \left(\frac{1}{w_i} \right)^{(1-b)/b} \quad (2)$$

Note that, since both profit functions are linear, inequalities (1) and (2) are not a function of a . Hence, in equilibrium, it is necessary that inequality (2) be satisfied in order to have firms operating formally. Therefore, we established that, in equilibrium, whenever there are both formal and informal firms, there is a unique cut-off point (\bar{a}) that satisfies:

$$\Pi_f(\bar{a}) = \Pi_i(\bar{a})$$

which in our case is implicitly defined by:

$$\begin{aligned} & \bar{a} \left(\frac{(1-b)}{w_f(1+t)} \right)^{\frac{1-b}{b}} - w_f \bar{a} \left(\frac{(1-b)}{w_f(1+t)} \right)^{\frac{1}{b}} (1+t) - t \\ & = \left(\bar{a} \left(\frac{(1-b)}{w_i} \right)^{\frac{1-b}{b}} - w_i \bar{a} \left(\frac{(1-b)}{w_i} \right)^{\frac{1}{b}} \right) (1-q) \end{aligned}$$

Thus, firms with managerial ability $a \leq \bar{a}$ choose to operate informally while firms with managerial ability $a > \bar{a}$ choose to operate formally.

The demand for formal labor is then:

$$l_d^f(w_f, w_i) = \int_a^\infty a \left(\frac{(1-b)}{w_f(1+t)} \right)^{\frac{1}{b}} g(a) da$$

while the demand for informal labor is:

$$l_d^i(w_f, w_i) = \int_0^{\bar{a}} a \left(\frac{(1-b)}{w_i} \right)^{\frac{1}{b}} g(a) da$$

Therefore, the total demand for labor is given by:

$$L_d(w_f, w_i) = \int_0^{\bar{a}} a \left(\frac{(1-b)}{w_i} \right)^{\frac{1}{b}} g(a) da + \int_a^\infty a \left(\frac{(1-b)}{w_f(1+t)} \right)^{\frac{1}{b}} g(a) da$$

In looking at how a change in wages will affect total labor demand, it is useful to break the impact down into direct and indirect effects. The direct effect is the derivative of total labor demand with respect to wages, holding the cut-off point \bar{a} constant. The indirect effect is the derivative of total labor demand with respect to wages that operates through changes in the cut-off point \bar{a} , holding constant the integrand functions.

4.2. Workers

Workers are endowed with l units of homogenous labor to sell in the market. There is a continuum of workers indexed by their endowment of labor and distributed with density function $h(l)$ with support in \mathbb{R}_+ . Thus, wages are set for units of substitutable labor. Each worker has to choose whether to sell his/her labor to a firm that operates formally or to a firm that operates informally. Workers cannot split their units of labor between different firms. In the first case, the worker receives w_f per unit of labor plus mandated social benefits. In the second case, the worker receives only w_i per unit of labor.

The utility of a worker who chooses to work in the formal sector is:⁷

⁷ We assume that the utility function is linear in order to abstract from risk-pooling behavior when, as in Section 5.6, we allow for situations in which more than one member per family works. Naturally, this is a

$$U_f(w_f l, HI) = w_f l + HI - \mathbf{g}$$

where HI are the nonpecuniary benefits that, for simplicity's sake, we equate with a government-provided health insurance package which, anticipating the analysis in the next section, we assume covers all members of the worker's family.^{8,9} Workers also incur a fixed cost \mathbf{g} for working in the formal sector (see, among others, De Soto, 1989). When an informal firm is detected, its workers do not receive their payment. The expected utility of a worker who chooses to work in the informal sector is:

$$U_i(w_i l, HI) = w_i l (1 - q)$$

Workers with very low levels of human capital are not able to afford the fixed cost of working in the formal sector ($w_f l - \mathbf{g} \leq 0$ for some $l > 0$). This constraint determines the minimum level of human capital required to work in the formal sector:

$$\hat{l} = \frac{\mathbf{g}}{w_f}$$

Thus, only workers with $l \geq \hat{l}$ can afford to be employed in the formal sector.

When there are workers in the formal sector and the utility functions satisfy the following condition, then there is a unique cut-off point that determines that workers with low levels of human capital will be in the informal sector and that those with high levels of human capital will be employed in the formal sector:

theoretical abstraction and we are by no means attempting to suggest that risk aversion is not a consideration when households choose the portfolio of sectors where their members work.

⁸ Although, for the sake of simplicity, we equate mandated social benefits with a health insurance package (that provides better health coverage than public hospitals), there are other mandated benefits associated with formal jobs that affect workers' payoffs similarly. Examples are pensions and family allowances. Formal workers normally receive pensions from retirement age on, and, after they die, it is common for their surviving spouses, if they are not receiving a pension themselves, to start to receive a pension until their own death. Thus, a formal job provides the entire family with an old-age pension. Family allowances redistribute money among formal workers as a function of family size. Only one worker per family is typically entitled to this type of cash transfer even if both spouses work in the formal sector.

⁹ There is a large literature in the U.S. that shows that health insurance is an important determinant of job mobility (see Gruber and Madrian, 2004). Madrian (1994), for example, estimates that health insurance reduces mobility across jobs for as much as 25%.

$$\frac{dU_f(l)}{dl} > \frac{dU_i(l)}{dl} \quad \forall l \quad (3)$$

Condition (3) holds if and only if:

$$\frac{w_f}{w_i} > (1-q) \quad (4)$$

This cut-off point is the maximum of \hat{l} and the level of l that makes workers indifferent as to whether they work in the formal or informal sector. We denote this level of l by \tilde{l} , which is determined by:

$$U_f(w_f \tilde{l}, HI) = U_i(w_i \tilde{l}, HI)$$

or:

$$w_f \tilde{l} + HI - g = w_i \tilde{l} (1-q)$$

and solving for \tilde{l} we obtain:

$$\tilde{l} = \left(\frac{g - HI}{w_f - w_i(1-q)} \right)$$

Note that workers with $l \geq \hat{l}$ are unconstrained to choose whether to work in the formal or informal sector, while only workers with $l \geq \tilde{l}$ prefer to work in the formal sector.¹⁰ Since the workers who operate formally must be willing and able to work in the formal sector, the cut-off point separating workers in informal and formal jobs as a function of their human capital is given by:

$$\bar{l} = \max \{ \hat{l}, \tilde{l} \}$$

¹⁰ Note that if condition (4) holds and $HI \geq g$ all workers would prefer to work in the formal sector. Additionally, as is plausible, if the worker's utility is such that it assigns positive utility to mandate social benefits only after a minimum level of income is achieved (wl), then condition (4) guarantees a cut-off point regardless of the sign of $HI \geq g$.

Workers with $l \leq \bar{l}$ operate informally while workers with $\bar{l} < l$ operate formally.
 The supply of formal labor is:

$$l_s^f(w_f, w_i) = \int_{\bar{l}}^{\infty} l f(l) dl$$

while the supply of informal labor is:

$$l_s^i(w_f, w_i) = \int_0^{\bar{l}} l f(l) dl$$

Accordingly, the total supply of labor is:

$$L_s(w_f, w_i) = \int_0^{\bar{l}} l f(l) dl + \int_{\bar{l}}^{\infty} l f(l) dl = L_s$$

Since labor is inelastically supplied, wages determine the amount of labor that is supplied to the formal or informal sector, but not the total quantity supplied.

4.3. Equilibrium

We restrict our analysis to equilibria where there are firms and workers operating in both the formal and informal sectors and where workers' decisions are fully voluntary (i.e. $\bar{l} = \tilde{l}$). An equilibrium is a $(w_f; w_i; l_s^f; l_s^i; l_d^f; l_d^i)$ vector such that there is market clearing in both the formal and informal labor markets:

$$l_s^f(w_f, w_i) = l_d^f(w_f, w_i) \quad (5)$$

$$l_s^i(w_f, w_i) = l_d^i(w_f, w_i) \quad (6)$$

and where wages satisfy inequalities (2) and (4).

A very interesting characteristic of this equilibrium is that it does not sign the formal-sector wage premium: w_f can be higher, equal or lower than w_i (see inequality (4)). This result contrasts with the previous literature, where a positive formal-sector wage premium is identified with the presence of *labor-market dualism* in the economy, while the absence of a wage premium is taken to be indicative of the prevalence of a competitive environment in the labor market.

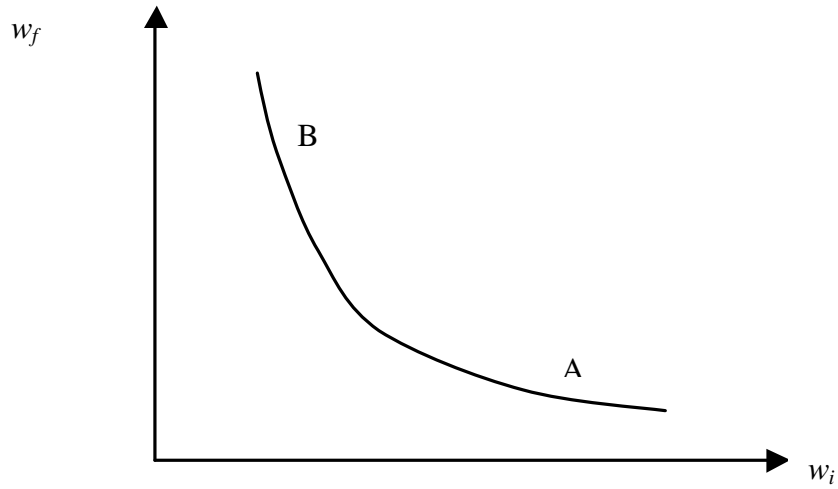
In order to represent an equilibrium for this economy graphically, we first derive the locus of wages where *total* labor demand is equal to *total* labor supply. That is, the wage pairs (w_f, w_i) are such that $L_d(w_f, w_i) = L_s$. From this condition we derive an implicit function $H(w_f, w_i) = 0$ that we will denote $w_f^H(w_i)$, which yields a downward-sloping curve, as we assume that the derivative of total labor demand with respect to both wages is negative (see Figure II). Any equilibrium in this economy must lie somewhere on this curve.¹¹ While total labor demand and supply are equal along this curve, their composition is not. Each point maps to a different $(l_s^f, l_s^i; l_d^f, l_d^i)$ vector. For example, for a high informal wage (and hence a low formal wage) such as point A, firms would demand relatively more formal workers than informal ones. However, at that relative wage, a large proportion of workers would prefer to be informal rather than formal. Thus, a point such as A would not be an equilibrium of that economy. The opposite situation would arise at a point such as B.

In the same figure we can also draw the functions $w_f(w_i)$ showing the wage pairs that would align labor demand and supply within each sector of the economy. Differentiating (5) with respect to both wages, we obtain:

$$-\frac{\frac{\partial l_s^f(w_f, w_i)}{\partial w_i} - \frac{\partial l_d^f(w_f, w_i)}{\partial w_i}}{\frac{\partial l_s^f(w_f, w_i)}{\partial w_f} - \frac{\partial l_d^f(w_f, w_i)}{\partial w_f}} = \frac{dw_f}{dw_i} \quad (7)$$

¹¹ This always holds if the direct effects predominate over the indirect effects. If there is a case where the indirect effect is positive and predominates over the direct effect, $w_f^H(w_i)$ is not necessarily a function (i.e., for a given informal wage there could be different formal wages that satisfy $w_f^H(w_i)$). If this were the case, there could be multiple equilibria in the economy that might generate interesting economic effects; a discussion of such effects extends beyond the scope of this paper, however.

Figure II: Locus of Possible Equilibria



which can easily be seen to be positive. Differentiating (6) with respect to both wages gives us:

$$\frac{\frac{\partial l_s^i(w_f, w_i)}{\partial w_i} - \frac{\partial l_d^i(w_f, w_i)}{\partial w_i}}{\frac{\partial l_s^i(w_f, w_i)}{\partial w_f} - \frac{\partial l_d^i(w_f, w_i)}{\partial w_f}} = \frac{dw_f}{dw_i} \quad (8)$$

which is also positive.

Given that total labor supply is inelastic, we know that:

$$\frac{\partial l_s^f(w_f, w_i)}{\partial w_i} = - \frac{\partial l_s^i(w_f, w_i)}{\partial w_i}$$

and:

$$\frac{\partial l_s^f(w_f, w_i)}{\partial w_f} = - \frac{\partial l_s^i(w_f, w_i)}{\partial w_f}$$

And since we assumed that total labor demand is negatively sloped with respect to both formal and informal wages, it holds that:

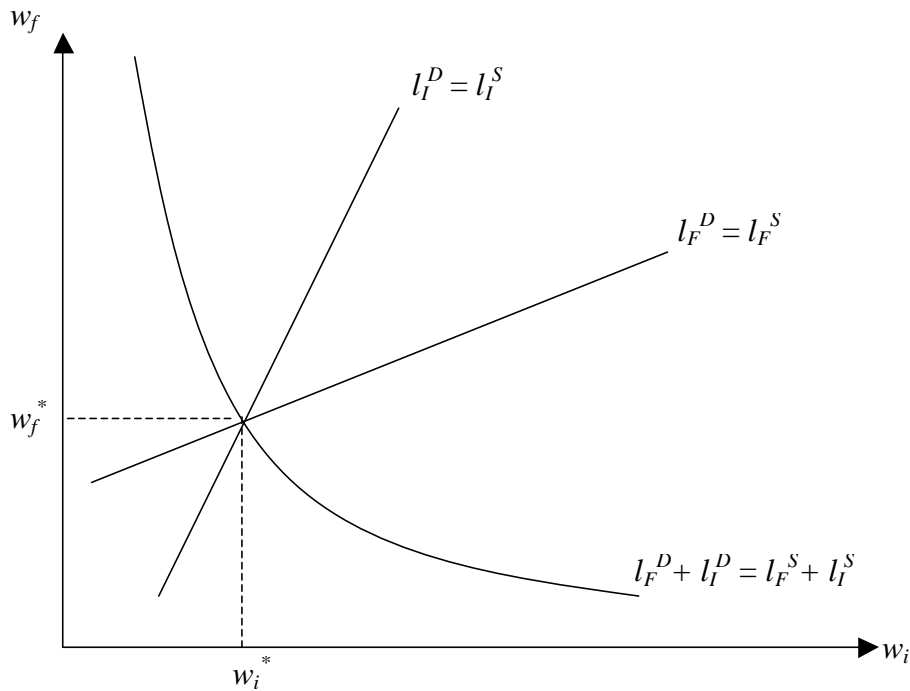
$$\frac{\partial l_d^f(w_f, w_i)}{\partial w_i} < -\frac{\partial l_d^i(w_f, w_i)}{\partial w_i}$$

and:

$$-\frac{\partial l_d^f(w_f, w_i)}{\partial w_f} > \frac{\partial l_d^i(w_f, w_i)}{\partial w_f}$$

Therefore, it follows that (8) > (7). Figure III presents these three curves together and graphically illustrates an equilibrium in this economy.¹²

Figure III: Equilibrium Wages



¹² All the equilibrium points we analyze in this paper are in the area defined by inequalities (2) and (4). We have not graphed these two relationships in order to keep the figure simple.

5. Comparative Statics

We now explore how the equilibrium we described in the previous section changes in response to changes in the parameters. In particular, we are interested in how the equilibrium of the economy changes in response to changes in the distribution of human capital (l), changes in the distribution of managerial ability (a), the level of regulatory enforcement (q), payroll taxes (t), and the cost to workers and firms of operating formally (g and t). We will then look at how the equilibrium of the economy changes when we allow for the incorporation of secondary workers.

All the comparative static exercises discussed below can be divided into two groups: Those in which the function $w_f^H(w_i)$ is shifted, and those where it is not. Those that shift this function are exercises where the total supply of labor changed or where the composition of firms has been changed exogenously (i.e., not as a result of a change in wages), which has in turn altered the demand for labor. When $w_f^H(w_i)$ remains constant, comparative static exercises are straightforward and can be performed graphically (see, for example, Section 5.1). When this function is shifted, however, the comparative static exercises become more complicated

5.1. Changes in the Distribution of Human Capital

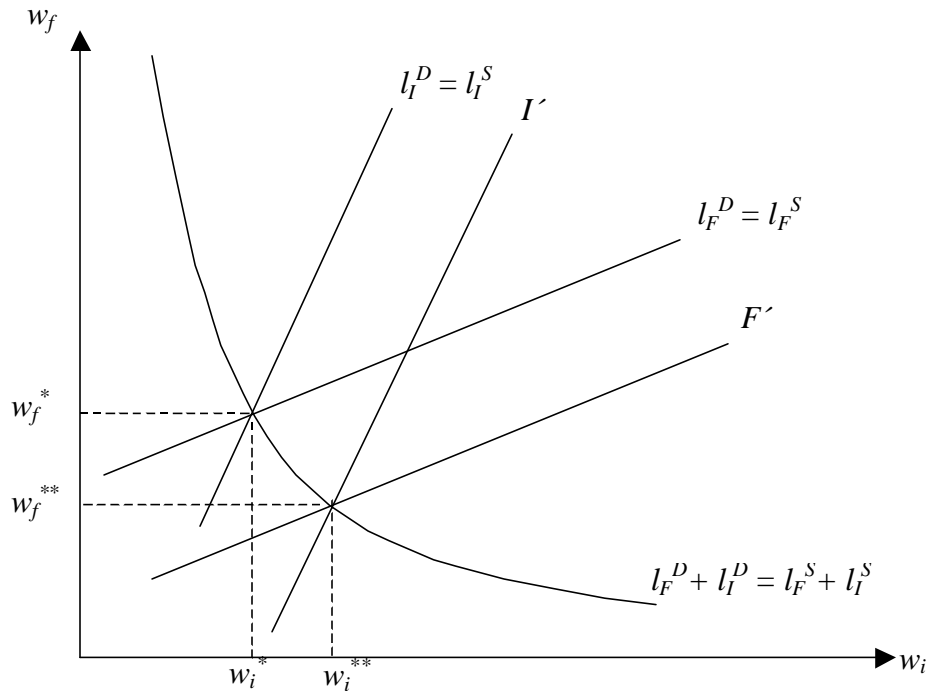
We will first look at how different changes in the distribution of human capital affect the equilibrium of the economy. In this exercise, we hold total human capital constant. The distribution of human capital can change in three qualitatively different ways. First, the new distribution can maintain the total amount of l both above and below the original cut-off point that divides workers between the informal and formal sectors as a function of their human capital. Second, the new distribution can shift l toward workers above the original cut-off point. Third, the new distribution can shift l toward workers below the original cut-off point.

In the first case, the equilibrium of the economy remains unaltered. At prevailing wage levels, workers' choices would remain unchanged and the aggregate formal and informal labor supply and demand would remain balanced.

If, on the other hand, l is redistributed toward workers in the formal sector, then the curve of equilibrium points in that sector shown in Figure III shifts downward, while the

curve for the informal sector shifts to the right. Since the total supply of labor represented by workers above the original cut-off point increases, at prevailing wage levels, there is excess supply in the formal sector. This means that, for a given informal wage, equilibrium in the formal sector is only achieved if formal wages go down. The same reasoning applies to the informal sector. Finally, since neither the total amount of human capital nor the distribution of managerial ability change, the function $w_f^H(w_i)$ representing the wage levels that align the total supply of labor with the total demand for labor remains the same. We illustrate these changes in Figure IV. Thus, in the new equilibrium, the informal wage increases while the formal wage decreases. Managerial decisions also change. At the new wage levels, the managerial ability cut-off point is also lower than in the previous equilibrium. Therefore, more firms choose to operate formally. Moreover, the firms that originally were operating formally increase their total labor demand while those that remain in the informal sector reduce their total labor demand. Thus, a change in the distribution of human capital such as this increases the size of the formal sector. The opposite happens if l is redistributed toward workers in the informal sector.

Figure IV: Comparative Statics



5.2. Changes in the Distribution of Managerial Ability

In this exercise, we redistribute managerial ability among firms but we hold total managerial ability constant. Given that labor demand is linear in managerial ability (when firms do not switch from one sector to the other), a redistribution of managerial ability among firms belonging to the same sector does not change either total or sectorial labor demand. A redistribution of managerial ability from one sector to the other changes both total labor demand and its composition between sectors.

The distribution of managerial ability can change in three qualitatively different ways. First, the new distribution can maintain the total amount of a both above and below the original cut-off point that divides firms into informal and formal operations. Second, the new distribution can shift toward firms above the original cut-off point. Third, the new distribution can shift toward firms below the original cut-off point.

In the first case, the equilibrium of the economy remains unaltered. At prevailing wage levels, firms' choices would remain unchanged and aggregate formal and informal labor supply and demand would remain balanced.

If, on the other hand, a is redistributed toward firms in the formal sector, at current wages, then there is an increase in the demand for formal workers and a reduction in the demand for informal ones. This means that the equilibrium curves for the formal and informal sectors will both shift to the left. The function $w_f^H(w_i)$ will also shift but the direction of its movement is undetermined.

In the new equilibrium, wages change to equilibrate the markets. The worker's cut-off point would be lower while the firm's would be higher. Thus, in the new equilibrium there are more workers and labor in the formal sector. The effect on wages is as follows: It could be that w_f increases and w_i decreases or that both wages move in the same direction. But it could not have happened that w_f decreases and w_i increases since this would not equilibrate the labor markets. The opposite will happen if a is redistributed toward firms in the informal sector.

5.3. Changes in Enforcement

We will now consider how changing the probability that a firm is detected operating informally (q) could affect the equilibrium of the economy. An increase in q reduces the

expected profits of firms and the expected utility of workers that operate informally. This directly lowers the cut-off point of formality as a function of managerial ability, which means that more firms would choose to operate formally while fewer firms would choose to operate informally. The slope of the expected profit function for informal firms diminishes, implying that the level of a at which formal and informal profits are equal is also lower. The workers' cut-off point for formality as a function of human capital also decreases, which signifies that more workers also shift into the formal sector.

This does not determine, however, the effect on wages, which will depend on whether the change in q has a stronger impact on firms or workers. At the prevailing wage levels, if the firms that move into the formal sector increase their total labor demand by an amount that exceeds the increase in the total supply of labor in that sector caused by the entry of workers coming from informal activities, then formal-sector wages will increase while wages in the informal sector will decline. This, in turn, would curb the movement of firms from one sector to the other but would reinforce the effect on workers. In this case we can decompose the effect into two sub-effects: (1) the proportion of formality is greater because formal labor supply and demand increase by the same amount; and (2) the proportion of formality also rises because there is an additional increase in the demand for formal labor owing to an effect similar to the one analyzed in Section 5.2.

If, on the other hand, as a result of the change in q , at prevailing wage levels, there is excess supply (demand) in the formal (informal) sector, wages will go up in the informal sector and down in the formal sector. As a consequence, the formality cut-off point for firms would decrease further, reinforcing the initial effect on firms and tempering the effect on workers. In this case, the overall effect can be decomposed into two other sub-effects: (1) the proportion of formality is higher because formal labor supply and demand increase by the same amount; and (2) the proportion of formality also rises because there is an additional increase in the supply of formal labor owing to an effect similar to the one analyzed in Section 5.1. The opposite happens when q decreases.

5.4. Changes in the Tax Rate

We will now consider how a change in the payroll tax rate t could affect the equilibrium of the economy. An increase in the tax rate induces firms to reduce their demand for formal

labor at both the intensive (i.e., the firms that were formal before the change in taxes and continue operating formally after it) and extensive margins (i.e., some firms will move into the informal sector after the increase in t). Thus, at prevailing wage levels, there will be an excess supply of labor in the economy, since total labor demand has decreased, as well as an excess supply (demand) of labor in the formal (informal) sector.

In the new equilibrium, the average wage in the economy would be lower, and formal wages would fall relative to informal wages. In addition, at these new equilibrium wages, workers' formality cut-off point would be higher and consequently the share of informal labor would increase.

5.5. Changes in the Fixed Cost of Operating Formally

We will now look at how a change in the fixed cost of operating formally could affect the equilibrium of the economy. Consider a reduction in the cost to workers of operating formally (g). At prevailing wage levels, the utility of working in the formal sector increases while the utility of working in the informal sector remains constant. Thus, there is a reduction in the formality cut-off point for workers. This has effects similar to the ones brought about by an increase in the total endowment of labor for formal-sector workers. As discussed in Section 5.1., in the new equilibrium informal wages rise while formal wages decrease. Managerial decisions also change. At the new equilibrium wages, the managerial ability cut-off point is also lower than in the previous equilibrium. Therefore, more firms choose to operate formally. Moreover, the firms that originally were operating formally will increase their total labor demand while those that remain in the informal sector will reduce their total labor demand.

Now let us consider what will happen if the cost to firms of operating formally declines (t). At prevailing wage levels, the utility of operating in the formal sector increases while the utility of operating in the informal sector remains constant, and the formality cut-off point for firms therefore declines. This has effects similar to the ones generated by an increase in the total endowment of managerial ability for formal-sector firms (discussed in Section 5.2.). Workers decisions change. At the new equilibrium wages, the human capital cut-off point is also lower than in the previous equilibrium. Therefore, more workers choose to work in the formal sector.

6. Incorporating Secondary Workers into the Labor Market

We will now turn our attention to what happens to the equilibrium when it is subjected to a major shock, which we produce by allowing households to have a second worker in the labor market. Throughout this section, we assume that both workers in the same household have the same level of human capital.

Let us consider first the household decision involved in this scenario. When two members of a household participate in the labor market, the decision could be for both to work in the formal sector, for one to work in the formal and the other in the informal sector, or for both two be employed in the informal sector. We will compute the expected utility for each of these possibilities and then analyze the corresponding household choices.

The utility of a household that has two workers in the formal sector is:

$$U_{ff}(w_f l, HI) = 2w_f l + HI - 2g$$

A salient feature of the problem is that, whatever the net benefit of working in the formal sector may be for a worker possessing a level of human capital l , it will be lower for a second worker because she already enjoys some portion of the nonpecuniary benefits generated by the first worker. For this reason, *ceteris paribus*, second workers are more likely to operate informally than primary workers. The utility of a household that has one worker in the formal sector and the other in the informal sector is:

$$U_{fi}(w_f l, HI) = qlw_f + (1-q)(w_f + w_i)l + HI - g$$

Finally, the utility of a household that has two workers in the informal markets is:¹³

$$U_{ii}(w_i l, HI) = (1-q)^2 2lw_i + 2(1-q)qw_i l$$

Analyzing the derivatives of the utility functions for each case with respect to human capital, we find that:

¹³ In order to simplify the explanation, we assume that the probabilities of detection are independent for workers from the same household. However, since we assume risk neutrality, removing this assumption would not change the results.

$$\frac{dU_{ff}}{dl} > \frac{dU_{fi}}{dl} > \frac{dU_{ii}}{dl} \text{ whenever } \frac{w_f}{w_i} > (1-q)$$

which is the same condition we used before in order to establish that, in equilibrium, there was a cut-off point dividing workers between the formal and informal sector.

In this case there are two worker cut-off points. Both workers in households endowed with low levels of human capital choose to work in the informal sector up to the first cut-off point, while both workers in households endowed with high levels of human capital and above the second cut-off point choose to work in the formal sector. Workers in households with human capital levels between the two cut-off points choose to diversify sectors, with one worker operating formally and the other informally.

The first cut-off point is determined by:

$$U_{fi} \left(w_f \bar{l}, HI \right) = U_{ii} \left(w_f \bar{l}, HI \right)$$

and, solving for our functional forms, we obtain:

$$\bar{l} = \left(\frac{g - HI}{w_f - (1-q)w_i} \right)$$

This cut-off point (\bar{l}) that makes a household indifferent between having both workers in the informal sector and one worker in each sector is equal to (\bar{l}), the cut-off point that makes a household with only one worker in the labor market indifferent between working in the formal and the informal sector. This is because the decision to operate formally or informally is not influenced by the presence of an informal worker in the household.

The second cut-off point is obtained by equalizing the utility function when both workers operate formally with the utility function when one worker operates formally and the other operates informally:

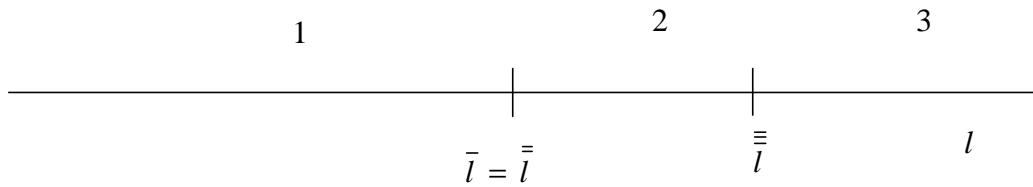
$$U_{ff} \left(w_f \bar{\bar{l}}, HI \right) = U_{fi} \left(w_f \bar{\bar{l}}, HI \right)$$

and, solving for our functional forms, we obtain:

$$\bar{l}^{\equiv} = \left(\frac{g}{w_f - (1-q)w_i} \right)$$

It is easy to verify that $\bar{l}^{\equiv} = \bar{l} < \bar{l}^{\equiv}$, as is illustrated in Figure V. This means that the presence of a formal worker in the household reduces the likelihood that other members of the household will choose to operate formally. This result can only be generated in a model where workers choose the sector they work for optimally.¹⁴

Figure V: Household Cut-Off Point Distribution



These cut-off points demarcate three regions in the support of the distribution of human capital. In Region 1, both households with one worker and households with two individuals working would choose to operate informally. In Region 2, households with only one worker would choose to operate formally while households with two workers would choose to diversify between sectors. Finally, in Region 3, both one-worker and two-worker households would choose to operate formally.

We will now consider how the equilibrium of the economy changes when households have a secondary worker. In particular, we will analyze how the equilibrium changes when some of the workers in the distribution are secondary workers.

When some workers with human capital in Regions 1 or 3 are secondary workers, there is no change in the equilibrium. This is because in these regions both primary and secondary workers choose the same sector (informal in Region 1 and formal in Region 3). However, when workers with human capital in Region 2 are secondary workers, they choose to work in the informal sector, whereas they would choose to work formally if they were the only

¹⁴ It is worth noting, however, that the results in this section can also be obtained using a model that considers only intra-household decisions with respect to participation in the formal or informal sectors, holding wages

worker in the household. Thus, when some of the workers in Region 2 are secondary workers, at the equilibrium wages of the economy with only one worker per household there is an excess supply of labor in the informal labor market and an excess demand in the formal. Thus, informal wages decrease. Therefore, some formal firms move to the informal sector and some informal workers move to the formal sector. Thus, in the new equilibrium, the informal sector expands. The effects of the existence of these secondary workers are the same as those produced by a redistribution of human capital toward informal-sector workers (see Section 5.1.).

In Appendix II we test empirically whether, *ceteris paribus*, a secondary worker is more likely to operate informally when the primary worker is formal. We use the model in this section to motivate an empirical test of this hypothesis. We test it using data for Latin America and find supporting evidence for this prediction. We find that the likelihood that an unskilled or semi-skilled secondary worker operates formally decreases between 6 and 13 percent if the primary worker has a formal job.

7. Conclusions

A salient feature of the previous literature on informality is that worker decisions play no role in determining the equilibrium of the economy. It is only the firm that chooses optimally whether to operate formally or informally, and either homogenous workers are constrained to obtain the best jobs (as in the dualistic models) or heterogeneous workers are indifferent about which sector they participate in. This is clearly unsatisfactory, since it ignores the role that household choices play in determining the levels of formality in an economy. Naturally, as our model shows, we do not claim that informality is only the result of household's choices. However, ignoring the role of them could be misleading and may well induce to disregard important (unintended) consequences of policies and interventions.

In this paper we present a model of an economy in which the sizes and wages of the formal and informal sectors are endogenously determined. This model entails a continuum of types on both sides of the labor market (i.e., firms and workers). Firms choose whether to operate formally or informally and workers choose in what sector they work. In the equilibrium, managerial ability determines *size dualism* at the firm level, and human capital is

constant. As such, they pertain to the vast literature on family economics (see, among others, Becker, 2005) and more specifically, to the literature on intra-household decisions (see, among others, Chiappori, 1992).

the factor that determines whether workers are employed in the formal or informal sector. Thus, in our model, both heterogeneous firms and workers have preferences over the sectors they operate and choose optimally whether to function formally or informally. We explore the equilibrium of this model and conduct an exhaustive set of comparative static exercises. Additionally, we emphasize the role of household choice in shaping the outcomes of the economy we study. Furthermore, we believe that the setup of our model is rich enough to be used in further work to study a broad set of general equilibrium effects by introducing dynamics and institutional arrangements not addressed in this paper.

Our main findings are as follows: First, in equilibrium, the formal-sector wage premium is not signed. Formal wages can be higher than, equal to, or lower than informal wages. This result contrasts with the consensus opinion expressed in the existing literature. Second, as in the previous literature, there is size dualism in the equilibrium of the economy we model. Third, workers with low human capital work in the informal sector while those with high human capital work in the formal sector. Fourth, all the regulations (fixed costs) that raise the cost of operating formally, both for firms and for workers, affect the equilibrium of the economy in the expected way. The same is true for payroll taxes and enforcement. Fifth, the distributions of both human capital and managerial ability affect the equilibrium of the economy. A poor economy with low levels of human capital and managerial capabilities is likely to exhibit high levels of informality. This is observed in the data.

Finally, and very importantly, *ceteris paribus*, secondary workers are less likely to operate formally than primary workers are. This is because, whatever the net benefit of operating formally may be for a worker possessing a given human capital endowment, it will be lower if another member of the household is already employed in the formal sector. An increase in the participation of secondary workers would therefore tend to raise the level of informality in the economy. We believe this effect partially accounts for the increases in informality seen in Latin America over the past two decades. We used data for Latin America to empirically investigate the hypothesis that secondary workers, *ceteris paribus*, are more likely to work informally if the head of household works in the formal sector and found evidence supporting this hypothesis.

At the policy front, the main lesson from our paper is that governments should not consider only labor demand but also labor supply when tackling informality. Policies that reduce the supply of workers in the informal labor market at given wages will increase the

level of formality in the economy. This is a very important lesson to take into account when designing welfare policies in developing countries.

Governments seem to want to increase the size of the formal sector for two reasons: To increase tax collection and to provide workers with the nonpecuniary benefits normally linked to formal jobs. Specific policy recommendations would differ depending on whether the emphasis is placed. Both our model and the data show that unskilled workers tend to operate informally, so if the provision of health and other benefits are exclusively attached to formal jobs, these workers will not be covered by them. Thus, policies that attempt to achieve universal coverage are likely to be considered to reach the poor. Of course, these policies will reduce the incentives to operate formally, increasing the size of the informal sector.

Finally, when formal jobs provide nonpecuniary benefits, there is the question of whether to narrow access to them just to the worker or to extend them to his family. If we consider the incentives that this decision creates, it might appear that our analysis suggest that these benefits should be specified by worker in order to enhance the incentives of secondary workers to operate formally. However, at least two considerations are in order here. First, not extending the nonpecuniary benefits of formal jobs to the family of the worker would reduce the incentives of primary workers to operate formally, and hence, the overall effect over formality of specifying benefits by worker instead of households is ambiguous. Therefore, even if we restrict the analysis to the effect of incentives, the answer to this question is case specific. Second, when covering the population with these benefits it is considered important, the answer to this question is beyond the scope of our paper, but it is also case specific. Nevertheless, if that it the case, we probably need to think about informality in terms of households and not individuals.

Appendix I

In this appendix we examine trends in formality rates in Argentina for 1974-2000. We chose this country because informality increased substantially during these years and because the relevant microdata are available for this long period. We rely on a simple decomposition of the overall formality rate to analyze what percentage of the increase in informality can be directly attributed to changes in the composition of the labor force, as opposed to changes in formality rates per se.

Data Description

The source for these data is the Permanent Household Survey (*Encuesta Permanente de Hogares* (EPH)), which has been conducted by the Argentine Statistical Office since 1974. In this section, we will use the data for the Greater Buenos Aires metropolitan area because these are the only data available for the 1970s. The baseline data are the pooled results for the October 1974–1976 surveys. We contrast these data with the October survey for 1992, which was conducted just before the economic reforms of the 1990s began to have a severe impact on Argentina’s labor market, and with the October surveys for 1997-1999.

As in Section 3, we have sampled only employees and divided them into three groups according to their household status. Table A.I shows the formality rates for these three groups over time.

Table A.1: Formality Rates Among Employees (%)

	1974-1976	1992	1997-1999
Mean Formality	82.3	68.8	64.5
Household Status			
Head of Household	88.3	75.9	70.9
Spouse	73.7	65.6	63.7
Other Members	71.1	60.0	55.5

Note: Sampling weights are used to compute all the statistics in this table.

Simulating Formality Rates

Based on the categories in Table I, we can express the mean formality rate among salaried employees as:

$$fml_t = s_{HH,t}fml_{HH,t} + s_{SP,t}fml_{SP,t} + s_{OT,t}fml_{OT,t} \quad (A.1)$$

where s_i is the share of group i in employment, and fml_i is the formality rate for that group of employees. This equation expresses the mean formality rate as the weighted average of formality for Heads of Household (HH), Spouses (SP) and Other Members (OT).

The simulations proceed as follows: We start from the baseline formality rates for 1974-1976 and then change the composition of the workforce. We apply the baseline formality rates to the new group weights and calculate the resulting formality rates. These counterfactual rates are then contrasted with the observed rates in order to estimate what proportion of the observed change can be accounted for by the change in the composition of the labor force. The results of these exercises are shown in Table A.II. We find that from 1974-1976 to 1992, the change in the composition of the workforce accounts for 17.3 percent of the total decline in formality, while from 1974-1976 to 1997-1999, this effect accounts for 12.8 percent of that decline.¹⁵

Table A.II: Simulated Formality Rates (%)

	1974-1976	1992	1997-1999
Observed	82.3	68.8	64.5
Simulated		80.0	80.0
Proportion of Observed Change Accounted for by the Change in the Composition of the Labor Force (%)		17.3	12.8

Appendix II

In this appendix we investigate empirically the hypothesis that spouses, *ceteris paribus*, are more likely to work informally if the head of household works formally. Interestingly enough, previous econometric studies have reported exactly the opposite result (see, among others, Auerbach et al., 2005). As we will show analytically in this section, and also as our

¹⁵ Note, however, that these estimates are likely lower bounds of the true effects since we assumed that the increase in female labor supply does not affect the formality rates themselves.

data confirm, this is the result of a sample selection based on unobserved heterogeneity that is not accounted for in the models previously estimated. Relying on our theoretical framework, in this section we derive a consistent likelihood estimator for this interesting parameter.

Previous work estimates Probit models for the decision of secondary workers as a response to the head of household's sector decision D_F (i.e., a dummy variable that equals one if the head of the household has a formal salaried job). Inconsistent estimates are obtained since including the primary worker's endogenous response in the secondary worker's latent model renders the estimation inconsistent. This is clearly shown by the following bivariate latent model:

$$y_1 = 1[\mathbf{b}_1 x_1 + \mathbf{e}_1 > 0] \quad (\text{A.2})$$

$$y_2 = 1[\mathbf{b}_2 x_2 + \mathbf{a} y_1 + \mathbf{e}_2 > 0] \quad (\text{A.3})$$

where (A.2) and (A.3) are, respectively, the primary and secondary workers' participation equations. We assume that $(\mathbf{e}_1, \mathbf{e}_2)$ is distributed as bivariate normal with mean zero, unit variance and $\text{cov}(\mathbf{e}_1, \mathbf{e}_2) = \mathbf{r}$, and is also independent of (x_1, x_2) . In the literature this model is known as the Recursive Bivariate Probit Model (see Greene, 2003). The parameter vector \mathbf{b}_1 can be consistently estimated by means of a simple Probit model for equation (A.2). However, if $\mathbf{r} \neq 0$, then \mathbf{e}_2 and y_1 are correlated, and a Probit model for equation (A.3) is inconsistent for both \mathbf{b}_2 and \mathbf{a} . In spite of this, the joint distribution of (y_1, y_2) given (x_1, x_2) is easily obtained:

$$\begin{aligned} P_{11} &= P(y_1 = 1, y_2 = 1 | x_1, x_2) = \Phi[\mathbf{b}_1 x_1, \mathbf{b}_2 x_2 + \mathbf{a}, \mathbf{r}] \\ P_{10} &= P(y_1 = 1, y_2 = 0 | x_1, x_2) = \Phi[\mathbf{b}_1 x_1, -\mathbf{b}_2 x_2 - \mathbf{a}, -\mathbf{r}] \\ P_{01} &= P(y_1 = 0, y_2 = 1 | x_1, x_2) = \Phi[-\mathbf{b}_1 x_1, \mathbf{b}_2 x_2, -\mathbf{r}] \\ P_{00} &= P(y_1 = 0, y_2 = 0 | x_1, x_2) = \Phi[-\mathbf{b}_1 x_1, -\mathbf{b}_2 x_2, -\mathbf{r}] \end{aligned}$$

where $\Phi(\bullet)$ denotes the cumulative bivariate normal distribution function. Thus, the Full Information Maximum Likelihood (FILM) estimator for the bivariate latent model in equations (A.2) and (A.3) is a consistent estimator of the parameters $\mathbf{b}_1, \mathbf{b}_2, \mathbf{a}$ and \mathbf{r} .

Note that, as is always the case in estimating a Probit model, a necessary condition to identify \mathbf{a} is that y_1 is not a perfect predictor of y_2 . Consequently, identification of this model requires that $P_{ij} \neq 0$ for all $i = 0,1$ and $j = 0,1$. Moreover, to identify the parameters of the model, it is also necessary for the set of variables in x_1 to contain at least one variable excluded in x_2 (see Maddala, 1983).

In Table A.III we present the results of estimating this Recursive Bivariate Probit Model. We employ the dataset used in Table III. Thus, the sample includes only those households in which both the head and spouse are salaried employees. This sample selection provided us with 32,011 household observations.

We present four alternative specifications. In Model 1, for the spouse equation, D_F is interacted with the three levels of education used in the tables in Section 3. The model also includes the logarithm of wages, education dummies, age and age squared, a dummy variable indicating whether residence is urban or rural, and country-fixed effects. The spouse equation also includes the education dummies of the head of the household (HH) to control for sample selection. The coefficients of interest –i.e., those associated to D_F in the spouse equation– are all negative but only those interacted with low and medium education levels are statistically significant at conventional levels of significance. Thus, the evidence suggests that spouses, *ceteris paribus*, are more likely to work informally if the head of household works formally. The marginal effects range between 6 and 13 percent. These estimates are commensurate with the average differences presented in Table III. The coefficient of correlation for the error terms in equations (A.3) and (A.4) is quite high (0.521). This indicates that the bias of estimating the Probit Model for equation (A.3) could be quite severe and could even reverse the sign of the true parameter α . All other coefficients have the expected sign.

The results are robust across specifications. In Model 2, we add dummies for the income per capita quartile of the household in the spouse equation (we are unable to calculate this variable for 44 observations, which leave us with 31,967 observations). Finally,

in Model 3 we add household size variables as control variables in the spouse equation. All the coefficients of interest remain unaltered across specifications.

Table A.III: Recursive Bivariate Probit Models

	1			2			3			
	Coefficient	Standard Errors	Marginal Effect	Coefficient	Standard Errors	Marginal Effect	Coefficient	Standard Errors	Marginal Effect	
Spouse Equation										
D_F x Low Education	-0.158 **	0.064	-0.058	-0.166 ***	0.039	-0.062	-0.160 ***	0.027	-0.060	
D_F x Medium Education	-0.344 ***	0.066	-0.131	-0.340 ***	0.053	-0.130	-0.327 ***	0.051	-0.125	
D_F x High Education	-0.141	0.122	-0.052	-0.141	0.092	-0.053	-0.124	0.090	-0.046	
Log of wages	0.902 ***	0.101		0.787 ***	0.106		0.812 ***	0.087		
Medium Education	0.497 ***	0.072		0.466 ***	0.068		0.457 ***	0.067		
High Education	0.318 *	0.186		0.343 *	0.180		0.332 *	0.178		
Age	0.027 **	0.013		0.036 **	0.014		0.045 ***	0.011		
Age Squared	-0.0003 **	0.0001		-0.0005 ***	0.0002		-0.0006 ***	0.0001		
Education HH Dummies		Yes			Yes			Yes		
Income Quartile Dummies		No			Yes			Yes		
Number of Dependent Children <18 & Number of Children <18		No			No			Yes		
Head of Household Equation										
Log of wages HH	0.616 ***	0.056		0.616 ***	0.057		0.616 ***	0.057		
Medium Education HH	0.284 ***	0.035		0.284 ***	0.035		0.284 ***	0.036		
High Education HH	0.245 **	0.105		0.244 **	0.105		0.245 **	0.106		
HH Age	0.059 ***	0.017		0.058 ***	0.017		0.058 ***	0.016		
HH Age Squared	-0.0008 ***	0.0002		-0.0008 ***	0.0002		-0.0008 ***	0.0002		
Correlation Error Terms	0.521 ***	0.083		0.512 ***	0.069		0.505 ***	0.062		
Urban/Rural Dummy		Yes			Yes			Yes		
Country-Fixed Effects		Yes			Yes			Yes		

Note: Standard errors clustered by country are reported. * Significant at 10%; ** significant at 5%; *** significant at 1%.

References

- Acemoglu, D., D. Autor and D. Lyle (2004): "Women, War and Wages: The Effect of Female Labor Supply on the Wage Structure at Mid-Century", *Journal of Political Economy* 112, pp. 497-551.
- Amaral, P. and E. Quintin (2006): "A competitive model of the informal sector", *Journal of Monetary Economics* 53, pp. 1541-53.
- Aurbach, P., M.E. Genoni and C. Pages (2005): "Social Security Coverage and the Labor Market in Developing Countries", mimeo, The World Bank.
- Becker, G. (2005): A Treatise on the Family: Enlarged Edition, Harvard University Press.
- Benham, A. and L. Benham (2004): "Questionnaire on Costs of Exchange: Registering a New Firm Officially", Working Paper N3, *Ronald Coase Institute*.
- Blanchflower, D. and A. Oswald (1998): "What makes an entrepreneur?", *Journal of Labor Economics* 16, pp. 26-60.
- Chiappori, P. A. (1992): "Collective labor supply and welfare", *Journal of Political Economy* 100, pp. 437-67.
- De Soto, H. (1989): The Other Path: The Invisible Revolution in the Third World, Basic Books, New York, US.
- de Paula, A. and J. Scheinkman (2006): "The Informal Sector", mimeo, Princeton.
- Fortin, B., N. Marceau and L. Savard (1997): "Taxation, wage controls and the informal sector" *Journal of Public Economics* 66, pp. 293-312.
- Gasparini, L. and L. Tornarolli (2006): "Labor Informality in Latin American and the Caribbean: Patterns and Trends from Household Surveys Microdata", mimeo, CEDLAS.
- Greene, W. (2003): Econometric Analysis, Prentice Hall.
- Gruber, J. and B. Madrian (2004): "Health Insurance, Labor Supply, and Job Mobility: A Critical Review of the Literature" in C. McLaughlin (ed.), Health Policy and the Uninsured, Urban Institute Press, Washington DC.
- Harris, J.R. and M. P. Todaro (1970): "Migration, unemployment, and development: A two-sector analysis", *American Economic Review* 60, pp. 126-42.
- Lewis, W. (1954): "Economic development with unlimited supplies of labour", *Manchester School* 22, pp. 139-191.
- Lucas, R. (1978): "On the size distribution of firms", *Bell Journal of Economics* 9, pp. 508-23.
- Maddala, G. S. (1983): Limited-Dependent and Qualitative Variables in Econometrics, Econometric Society Monographs, Cambridge University Press.
- Madrian, B. (1994): "Employment-Based Health Insurance and Job Mobility: Is There Evidence of Job-Lock?", *Quarterly Journal of Economics* 109, pp. 27-54.

- Magnac, T. (1991): "Segmented or competitive labor markets?", *Econometrica* 59, pp. 165-87.
- Maloney, W. (2004): "Informality revisited", *World Development* 32, pp. 1559-78.
- Patrap, S. and Quintin, E. (2006): "Are labor markets segmented in developing countries?", *European Economic Review* 50, pp. 1817-41.
- Rauch, J. (1991): "Modeling the informal sector formally", *Journal of Development Economics* 35, pp. 33-47.
- Schneider, F and D. Enste (2000): "Shadow economies: Size, causes and consequences", *Journal of Economic Literature* 38, pp. 77-114.
- Shapiro, C. and J. Stiglitz (1984): "Equilibrium unemployment as a worker discipline device", *American Economic Review* 74, pp. 433-44.
- Shimer, R. (1999): "Why Is the U S Unemployment Rate So Much Lower?", in B. S. Bernanke and J. J. Rotemberg (eds.), *NBER Macroeconomics Annual 1998*, Volume 13, pp. 11-61.
- Stone, A., B. Levy and R. Paredes (1996): "Public institutions and private transactions: a comparative analysis of the legal and regulatory environment for business transactions in Brazil and Chile" in L. Alston, T. Eggertsson and D. North (eds.), Empirical Studies in Institutional Change, Cambridge University Press.
- Straub, S. (2005): "Informal sector: The credit market channel", *Journal of Development Economics* 78, pp. 299-321.

SERIE DOCUMENTOS DE TRABAJO DEL CEDLAS

Todos los Documentos de Trabajo del CEDLAS están disponibles en formato electrónico en www.depeco.econo.unlp.edu.ar/cedlas.

- Nro. 47 (Marzo, 2007). Sebastian Galiani y Federico Weinschelbaum. "Modeling Informality Formally: Households and Firms".
- Nro. 46 (Febrero, 2007). Leonardo Gasparini y Leopoldo Tornarolli. "Labor Informality in Latin America and the Caribbean: Patterns and Trends from Household Survey Microdata".
- Nro. 45 (Enero, 2007). Georgina Pizzolitto. "Curvas de Engel de Alimentos, Preferencias Heterogéneas y Características Demográficas de los Hogares: Estimaciones para Argentina".
- Nro. 44 (Diciembre, 2006). Rafael Di Tella, Sebastian Galiani y Ernesto Schargrodsky. "Crime Distribution and Victim Behavior during a Crime Wave".
- Nro. 43 (Noviembre, 2006). Martín Cicowiez, Leonardo Gasparini, Federico Gutiérrez y Leopoldo Tornarolli. "Areas Rurales y Objetivos de Desarrollo del Milenio en America Latina y El Caribe".
- Nro. 42 (Octubre, 2006). Martín Guzmán y Ezequiel Molina. "Desigualdad e Instituciones en una Dimensión Intertemporal".
- Nro. 41 (Septiembre, 2006). Leonardo Gasparini y Ezequiel Molina. "Income Distribution, Institutions and Conflicts: An Exploratory Analysis for Latin America and the Caribbean".
- Nro. 40 (Agosto, 2006). Leonardo Lucchetti. "Caracterización de la Percepción del Bienestar y Cálculo de la Línea de Pobreza Subjetiva en Argentina".
- Nro. 39 (Julio, 2006). Héctor Zacaria y Juan Ignacio Zoloa. "Desigualdad y Pobreza entre las Regiones Argentinas: Un Análisis de Microdescomposiciones".
- Nro. 38 (Julio, 2006). Leonardo Gasparini, Matías Horenstein y Sergio Olivieri. "Economic Polarisation in Latin America and the Caribbean: What do Household Surveys Tell Us?".
- Nro. 37 (Junio, 2006). Walter Sosa-Escudero, Mariana Marchionni y Omar Arias. "Sources of Income Persistence: Evidence from Rural El Salvador".
- Nro. 36 (Mayo, 2006). Javier Alejo. "Desigualdad Salarial en el Gran Buenos Aires: Una Aplicación de Regresión por Cuantiles en Microdescomposiciones".

- Nro. 35 (Abril, 2006). Jerónimo Carballo y María Bongiorno. "La Evolución de la Pobreza en Argentina: Crónica, Transitoria, Diferencias Regionales y Determinantes (1995-2003)".
- Nro. 34 (Marzo, 2006). Francisco Haimovich, Hernán Winkler y Leonardo Gasparini. "Distribución del Ingreso en América Latina: Explorando las Diferencias entre Países".
- Nro. 33 (Febrero, 2006). Nicolás Parlamento y Ernesto Salinardi. "Explicando los Cambios en la Desigualdad: Son Estadísticamente Significativas las Microsimulaciones? Una Aplicación para el Gran Buenos Aires".
- Nro. 32 (Enero, 2006). Rodrigo González. "Distribución de la Prima Salarial del Sector Público en Argentina".
- Nro. 31 (Enero, 2006). Luis Casanova. "Análisis estático y dinámico de la pobreza en Argentina: Evidencia Empírica para el Periodo 1998-2002".
- Nro. 30 (Diciembre, 2005). Leonardo Gasparini, Federico Gutiérrez y Leopoldo Tornarolli. "Growth and Income Poverty in Latin America and the Caribbean: Evidence from Household Surveys".
- Nro. 29 (Noviembre, 2005). Mariana Marchionni. "Labor Participation and Earnings for Young Women in Argentina".
- Nro. 28 (Octubre, 2005). Martín Tetaz. "Educación y Mercado de Trabajo".
- Nro. 27 (Septiembre, 2005). Matías Busso, Martín Cicowiez y Leonardo Gasparini. "Ethnicity and the Millennium Development Goals in Latin America and the Caribbean".
- Nro. 26 (Agosto, 2005). Hernán Winkler. "Monitoring the Socio-Economic Conditions in Uruguay".
- Nro. 25 (Julio, 2005). Leonardo Gasparini, Federico Gutiérrez y Guido G. Porto. "Trade and Labor Outcomes in Latin America's Rural Areas: A Cross-Household Surveys Approach".
- Nro. 24 (Junio, 2005). Francisco Haimovich y Hernán Winkler. "Pobreza Rural y Urbana en Argentina: Un Análisis de Descomposiciones".
- Nro. 23 (Mayo, 2005). Leonardo Gasparini y Martín Cicowiez. "Equality of Opportunity and Optimal Cash and In-Kind Policies".
- Nro. 22 (Abril, 2005). Leonardo Gasparini y Santiago Pinto. "Equality of Opportunity and Optimal Cash and In-Kind Policies".
- Nro. 21 (Abril, 2005). Matías Busso, Federico Cerimedo y Martín Cicowiez. "Pobreza, Crecimiento y Desigualdad: Descifrando la Última Década en Argentina".

- Nro. 20 (Marzo, 2005). Georgina Pizzolitto. "Poverty and Inequality in Chile: Methodological Issues and a Literature Review".
- Nro. 19 (Marzo, 2005). Paula Giovagnoli, Georgina Pizzolitto y Julieta Trías. "Monitoring the Socio-Economic Conditions in Chile".
- Nro. 18 (Febrero, 2005). Leonardo Gasparini. "Assessing Benefit-Incidence Results Using Decompositions: The Case of Health Policy in Argentina".
- Nro. 17 (Enero, 2005). Leonardo Gasparini. "Protección Social y Empleo en América Latina: Estudio sobre la Base de Encuestas de Hogares".
- Nro. 16 (Diciembre, 2004). Evelyn Vezza. "Poder de Mercado en las Profesiones Autorreguladas: El Desempeño Médico en Argentina".
- Nro. 15 (Noviembre, 2004). Matías Horenstein y Sergio Olivieri. "Polarización del Ingreso en la Argentina: Teoría y Aplicación de la Polarización Pura del Ingreso".
- Nro. 14 (Octubre, 2004). Leonardo Gasparini y Walter Sosa Escudero. "Implicit Rents from Own-Housing and Income Distribution: Econometric Estimates for Greater Buenos Aires".
- Nro. 13 (Septiembre, 2004). Monserrat Bustelo. "Caracterización de los Cambios en la Desigualdad y la Pobreza en Argentina Haciendo Uso de Técnicas de Descomposiciones Microeconómicas (1992-2001)".
- Nro. 12 (Agosto, 2004). Leonardo Gasparini, Martín Cicowiez, Federico Gutiérrez y Mariana Marchionni. "Simulating Income Distribution Changes in Bolivia: a Microeconomic Approach".
- Nro. 11 (Julio, 2004). Federico H. Gutierrez. "Dinámica Salarial y Ocupacional: Análisis de Panel para Argentina 1998-2002".
- Nro. 10 (Junio, 2004). María Victoria Fazio. "Incidencia de las Horas Trabajadas en el Rendimiento Académico de Estudiantes Universitarios Argentinos".
- Nro. 9 (Mayo, 2004). Julieta Trías. "Determinantes de la Utilización de los Servicios de Salud: El Caso de los Niños en la Argentina".
- Nro. 8 (Abril, 2004). Federico Cerimedo. "Duración del Desempleo y Ciclo Económico en la Argentina".
- Nro. 7 (Marzo, 2004). Monserrat Bustelo y Leonardo Lucchetti. "La Pobreza en Argentina: Perfil, Evolución y Determinantes Profundos (1996, 1998 Y 2001)".
- Nro. 6 (Febrero, 2004). Hernán Winkler. "Estructura de Edades de la Fuerza Laboral y Distribución del Ingreso: Un Análisis Empírico para la Argentina".
- Nro. 5 (Enero, 2004). Pablo Acosta y Leonardo Gasparini. "Capital Accumulation, Trade Liberalization and Rising Wage Inequality: The Case of Argentina".

- Nro. 4 (Diciembre, 2003). Mariana Marchionni y Leonardo Gasparini. "Tracing Out the Effects of Demographic Changes on the Income Distribution. The Case of Greater Buenos Aires".
 - Nro. 3 (Noviembre, 2003). Martín Cicowiez. "Comercio y Desigualdad Salarial en Argentina: Un Enfoque de Equilibrio General Computado".
 - Nro. 2 (Octubre, 2003). Leonardo Gasparini. "Income Inequality in Latin America and the Caribbean: Evidence from Household Surveys".
 - Nro. 1 (Septiembre, 2003). Leonardo Gasparini. "Argentina's Distributional Failure: The Role of Integration and Public Policies".
-