

Quinzii, Martine; Magill, Michael

Working Paper

Which Improves Welfare More: Nominal Or Indexed Bond?

Working Paper, No. 95-20

Provided in Cooperation with:

University of California Davis, Department of Economics

Suggested Citation: Quinzii, Martine; Magill, Michael (1995) : Which Improves Welfare More: Nominal Or Indexed Bond?, Working Paper, No. 95-20, University of California, Department of Economics, Davis, CA

This Version is available at:

<https://hdl.handle.net/10419/189443>

Standard-Nutzungsbedingungen:

Die Dokumente auf EconStor dürfen zu eigenen wissenschaftlichen Zwecken und zum Privatgebrauch gespeichert und kopiert werden.

Sie dürfen die Dokumente nicht für öffentliche oder kommerzielle Zwecke vervielfältigen, öffentlich ausstellen, öffentlich zugänglich machen, vertreiben oder anderweitig nutzen.

Sofern die Verfasser die Dokumente unter Open-Content-Lizenzen (insbesondere CC-Lizenzen) zur Verfügung gestellt haben sollten, gelten abweichend von diesen Nutzungsbedingungen die in der dort genannten Lizenz gewährten Nutzungsrechte.

Terms of use:

Documents in EconStor may be saved and copied for your personal and scholarly purposes.

You are not to copy documents for public or commercial purposes, to exhibit the documents publicly, to make them publicly available on the internet, or to distribute or otherwise use the documents in public.

If the documents have been made available under an Open Content Licence (especially Creative Commons Licences), you may exercise further usage rights as specified in the indicated licence.

**"WHICH IMPROVES WELFARE MORE:
NOMINAL OR INDEXED BOND?"**

Michael Magill and Martine Quinzii

Working Paper Series #95-20



**Department of Economics
University of California
Davis, California 95616-8578**

Which Improves Welfare More: Nominal or Indexed Bond?

Michael Magill
University of Southern California

Martine Quinzii
University of California, Davis

Working Paper Series No. 95-20
October 1995

We are grateful to CORE and the University of Bonn for providing a stimulating research environment, to the Sonderforschungsbereich III and the Deutsche Forschungsgemeinschaft for research support and to Sudipto Bhattacharya, Mordecai Kurz and Heracles Polemarchakis for helpful discussions

Note: The Working Papers of the Department of Economics, University of California, Davis, are preliminary materials circulated to invite discussion and critical comment. These papers may be freely circulated but to protect their tentative character they are not to be quoted without the permission of the author.

WHICH: IMPROVES WELFARE MORE: NOMINAL OR INDEXED BOND ?

1. Introduction

Despite economists' long standing **arguments** in favor of systematic indexation of **loan** contracts to remove the **risks** associated with fluctuations in the purchasing power of money (Jevons (1875), Marshall (1887, 1923), Fisher (1922), Friedman (1991)), surprisingly few loan contracts **are** indexed in most **Western Economies**. In the **United States** even thirty year corporate and government bonds **are** not **indexed**. The situation is however different in many Latin **American** countries where indexing is **widely used** as a way of coping with high and variable inflation rates. What **seems difficult** to **explain** is that it takes **high** variability in inflation **rates** before private sector agents shift from **unindexed** to indexed contracts.

In practice, indexing a loan contract **means** linking its payoff to the value of an officially computed price index such as the Consumer Price Index (CPI). Such an index is always an imperfect measure of the purchasing power of money: in particular, it fluctuates not only with variations in the general level of prices but also varies with changes in the relative prices of goods. **This** paper formalizes the idea that the imperfections of indexing may serve to explain why agents prefer nominal bonds in economies with a low variability in purchasing power of money and only **resort** to indexing when the variability becomes sufficiently high.

The model is a variant of the two-period general equilibrium model with incomplete markets (**GEI**) in which the purchasing power of money depends on a (broadly defined) measure of the amount of money available in the economy and on an index of real output. The objective of the analysis is to compare two **second-best** situations, in which in addition to a given security structure, there is either a *nominal* bond which has the **risks** induced by fluctuations in the purchasing power of money or an *indexed* bond which has the **risks** induced by relative price fluctuations.

Adding a bond to an existing market structure has two effects: the **first** is the direct effect of increasing the span of the **financial** markets i.e. increasing the opportunity sets of agents for transferring income; the second is the *indirect* effect of changing spot and security prices, which can either increase or decrease **agents'** welfare. **This** paper only compares direct effects, **all** indirect effects being absent **by** virtue of the specification of agents' preferences. **The** direct effects are always present, even with more general preferences, but some of the results that we

§1. Introduction

obtain may no longer apply if the indirect effects are sufficiently strong (see Cass-Citanna (1994) and Ellul (1995) for a complete **local** analysis of the combined effects). The characteristics of the economy (described in section 2) are such that:

- (i) the multigood model can be mapped into a purchasing power economy in which there are well-defined (utility-based) **indices** of the purchasing power of money and aggregate output;
- (ii) an efficient equilibrium is obtained if agents can trade a bond **whose purchasing** power payoff **is** constant;
- (iii) if there is no such (real) **riskless** bond, but only a risky bond, then the **loss** in welfare depends on the distance (in the appropriate probability metric) of the market **subspace** from the **riskless** income stream.

Thus the welfare gain from **adding** a bond to a given security structure is measured by how much closer the market **subspace** is moved to the **riskless** income stream. The welfare gain is summarized by a function which we call the statistical **gains** function, since it depends on the statistical **properties** of the bond, its standard deviation per unit of expectation and its vector of correlation coefficients with the existing securities.

A complete analysis of the **properties** of this gains function (Propositions 3 and 4) is the main mathematical contribution of the paper: this is a necessary preliminary for determining which type of bond (nominal or indexed) leads to higher welfare. It follows from the properties of the gains function that either a low variability of the bond's (real) income **stream** or a strong (positive or negative) **correlation** of its payoff with the payoffs of the other **securities** (or a combination of the two) **permits** a high proportion of the potential welfare gains to be captured: a low variability directly creates a security without much **risk**, while a high **correlation** permits a hedge portfolio of the bond and the underlying securities to reduce risk.

In the reduced form purchasing power economy, three groups of factors **influence** the real payoffs of the indexed and **nominal** bonds. The first are **sectoral** shocks which affect the relative output of the different sectors (goods) and hence the relative prices of the goods: these shocks determine the variability of the payoff of the indexed bond. The second are **economywide** shocks which affect aggregate output and the third are monetary shocks which influence the "amount" of purchasing power: the ratio of these two magnitudes determines the purchasing power of money, which is the payoff of the nominal bond. In Proposition 5 it is **shown** that in an economy in which **inflation** and output are positively correlated and **sectoral** shocks lead to relative price fluctuations, **there** is a critical level of fluctuations in the purchasing power of money below (above) which the nominal (indexed) bond is preferred. Thus in the framework of

§1. Introduction

this model, it is the existence of **sectoral** shocks, in **conjunction** with a relatively strong positive correlation between inflation and output **which** serve to explain the lack of indexation.

The benefits and costs of indexation have been extensively discussed in the macroeconomic literature (see for example **Dornbusch** and **Simonsen** (1983)). While the potential costs of indexation have been stressed in the analysis of wage contracts (indexation of wages can lead to built-in inflation **and** to **misallocations** arising from inflexible real **wages**), in the analysis of indexed bonds no such costs **have** been identified and most of the attention has focused on the benefits of isolating agents **in** the private sector **from** price level fluctuations. It has thus appeared as something of a mystery that so few indexed contracts **are used** in most Western economies.

In a series of **papers**,¹ **Fischer** systematically examined possible explanations for this stubborn fact. Fischer (1975) provided the first formal analysis of the impact of indexation of bonds in an equilibrium framework, using the continuous-time, Brownian motion **version** of the one-good CAPM model in **which** there **are** price level fluctuations and in which agents can trade a nominal bond, a perfectly indexed bond and an equity contract. **As** Modigliani (1976) pointed out, since the perfectly **indexed** bond permits the **riskless** transfer of income **and** since the two-fund separation theorem holds, there is no trade in the nominal bond in equilibrium: with perfect indexation and a variable **price** level, an indexed bond will always drive out the nominal bond. This result, **while** providing a formalization of the classical argument in favor of indexation does not provide a model that explains why in practice so few indexed loans are traded. A step in this direction **was** made by Viard (1993), using Fischer's model with constant relative risk aversion preferences: he argued that for some values of the parameters the welfare gains of introducing an indexed bond are small, once the nominal bond is traded.

Finally the idea that a **multigood** GEI model can be reduced to a finance model by using homothetic preferences within **states**, was studied by **Geanakoplos-Shubik** (1990), who were interested in the appropriate definition of a **riskfree** asset in the context of a **multigood** CAPM model.

¹Collected in Fischer (1986)

2. The Economy

In this section we present a **variant** of the general equilibrium model with incomplete markets (**GEI**) which leads to a **tractable** study of the issue of indexation of nominal bonds. Consider a two-period ($t = 0, 1$) economy with $S \geq 2$ states of nature ($s = 1, \dots, S$) at **date 1**; for convenience we include date 0 as state 0 and write $s = 0, 1, \dots, S$. There are **I** agents; each agent i is characterized by an initial endowment consisting of a vector $w^i = (\omega_0^i, \omega_1^i, \dots, \omega_S^i)$ of **L goods** in each state and a utility function $U^i : \mathbf{R}_+^{L(S+1)} \rightarrow \mathbf{R}$ reflecting his preferences for the goods across the states. Agents can trade on **two types** of markets. **Goods** can be **bought** and sold on spot markets, the vector of spot prices $p_s = (p_{s1}, \dots, p_{sL})$ in state s being expressed in units of money. Let $p = (p_0, p_1, \dots, p_S)$ denote the vector of spot prices. In addition agents can trade (at date 0) on a system of financial markets. To provide a convenient framework for analyzing the potential benefits of indexing a bond, we consider a family of **J + 1** securities. Security zero, which is the bond that may or may not be indexed, has a date 0 price q_0 and a date 1 payoff stream

$$A = (A_1, \dots, A_S)$$

The remaining **J** securities have prices (q_1, \dots, q_J) at date 0 and date 1 payoffs summarized by an $S \times J$ matrix

$$Y = \begin{bmatrix} Y_1^1 & \dots & Y_1^J \\ \vdots & & \vdots \\ Y_S^1 & \dots & Y_S^J \end{bmatrix}$$

the payoff of **security j** in state s being Y_s^j . Let

$$q = (q_0, q_1, \dots, q_J), \quad [A \ Y]$$

denote the vector of prices of the **J + 1** securities and their combined date 1 payoff **matrix**. The **payoffs** of the securities can be either real (dependent on the spot prices) or *nominal* (independent of the spot prices) and in both cases are denominated in units of money. When security zero is indexed (**unindexed**) its payoff is real (nominal). The **payoffs** on the remaining securities can be either real or nominal, but will be required to satisfy certain spanning conditions (**Assumption S**) which imply that **some** of these securities are real (in essence, that they be equity contracts). To simplify notation, we omit the explicit dependence of the securities' **payoffs** on the spot prices.

If $z^i = (z_0^i, z_1^i, \dots, z_J^i) \in \mathbf{R}^{J+1}$ denotes the portfolio of the **J + 1** securities purchased by agent i and if $x^i = (x_0^i, x_1^i, \dots, x_S^i) \in \mathbf{R}_+^{L(S+1)}$ denotes his consumption stream of the **L** goods,

§2. The Economy

then the agent's budget set is given by

$$\mathbf{B}(p, q, \omega^i) = \left\{ x^i \in \mathbf{R}_+^{L(S+1)} \left| \begin{array}{l} p_0(x_0^i - \omega_0^i) = -qz^i, \quad z^i \in \mathbf{R}^J \\ p_s(x_s^i - \omega_s^i) = [A_s \ Y_s]z^i, \quad s = 1, \dots, S \end{array} \right. \right\}$$

where $[A, Y_s]$ denotes row s of the matrix $[A \ Y]$.

One of the interesting properties of the **GET** model with nominal securities is that price levels affect the real equilibrium allocation. This result can either be interpreted as **exhibiting** the indeterminacy of equilibrium allocations when there are no forces determining **price** levels (Balasko-Cass (1989), Geanakoplos-Mas-Colell (1989)) or as exhibiting the fact that **fluctuations** in the purchasing power of money (*ppm*) induced by monetary policy have real effects (Magill-Quinzii (1992)). In this paper we adopt the latter interpretation. The general idea is to draw on the logic of the quantity theory: agents use money for transactions and a combination of a private sector banking system and a monetary authority determines the quantity of money that is available for making transactions. If $p_s \sum_{i=1}^I x_s^i$ is the demand for money in state s and M_s is the quantity of money made available, then the price level in state s is determined by the monetary equation

$$p_s \sum_{i=1}^I x_s^i = M_s, \quad s = 0, 1, \dots, S \quad (1)$$

For the sake of interpretation we suppose there is a monetary authority with some (in certain **cases** very little) control over $M = (M_0, M_1, \dots, M_S)$ and we call M the **monetary policy**. If $U = (U^1, \dots, U^I)$ and $w = (\omega^1, \dots, \omega^I)$, then $\mathcal{E}(U, \omega, A, Y, M)$ denotes the economy with agents' characteristics (U, w) , financial structure (A, Y) and monetary policy M . The exogenously given random variables (w, M) which describe the underlying real and monetary sides of the economy, can have a very general stochastic dependence. This permits a wide class of **economies** to be considered which can **differ** not only in the way in which monetary policy or shocks intervene, but **also** in the way money and output are correlated.

2.1 Definition: An equilibrium of the economy $\mathcal{E}(U, w, A, Y, M)$ is a pair of actions and prices $((Z, \bar{z}), (\bar{p}, \bar{q})) = ((\bar{x}^1, \dots, \bar{x}^I, \bar{z}^1, \dots, \bar{z}^I), (\bar{p}, \bar{q}))$ such that

- (i) $\bar{x}^i \in \arg \max \{U^i(x^i) \mid x^i \in \mathbf{B}(\bar{p}, \bar{q}, \omega^i)\}$ and \bar{z}^i finances \bar{x}^i , $i = 1, \dots, I$
- (ii) $\sum_{i=1}^I (\bar{x}^i - w^i) = 0$ (iii) $\sum_{i=1}^I \bar{z}^i = 0$
- (iv) $\bar{p}_s \sum_{i=1}^I \bar{x}_s^i = M_s, \quad s = 0, 1, \dots, S.$

The abstract model presented above is (capable of covering many different types of financial

\$2. The Economy

securities, in particular, two important classes of securities which are used to finance many activities in an economy — bonds and equity contracts. Equity contracts are readily included by adapting the abstract **exchange** economy to represent a production economy in which firms have fixed production **plans**. The **initial** ownership of the K firms in the economy is **distributed** among the I agents, δ_k^i of **firm** k being **owned** by agent i . Agent i then has initial resources in the abstract economy consisting of two components

$$\omega^i = \varpi^i + \sum_{k=1}^K \delta_k^i y^k \quad (2)$$

where $\varpi^i \in \mathbf{R}_+^{L(S+1)}$ is a proxy for the agent's labor income and y^k is the production plan of **firm** k . If the financial markets include a stock market on which the equity contract of each firm is traded, then there is a security with payoff in state s ($s = 1, \dots, S$) given by

$$Y_s^k = p_s y_s^k, \quad k = 1, \dots, K \quad (3)$$

If θ_k^i is the amount of **equity** k purchased by agent i (at date 0), then $z_k^i = \theta_k^i - \delta_k^i$ is the agent's net trade in the k^{th} equity contract. As a class of contracts, bonds are typically designed to be less risky than equity contracts: modulo the problem of default, a bond promises a stable nominal payoff across the states of nature, while equity contracts have payoff which fluctuate directly with the contingencies that affect the performance of individual firms. However, the stable nominal payoff of a bond only translates into a stable real payoff if there are no **fluctuations** in the purchasing power of **money**. The fact that variations in *ppm* introduce **risks** into securities designed to be essentially **riskfree** has long been viewed by economists as introducing an inefficiency that should be **avoided**. Hence the idea that monetary policy should seek, as far as possible, to achieve a stable *ppm* or, if imperfections in the control of the monetary transmission mechanism or political factors make this unfeasible, that bonds should be indexed.

Our objective is to find a way of formalizing these ideas. We **will** not try to address the general problem of indexing a **family** of nominal securities. Rather, we shall focus on the benefits and costs of indexing the least risky nominal bond — namely the *default-free* bond. To do this, we need to **give** more **specific** structure to the characteristics of the economy — basically assumptions on agents' endowments and preferences and on the **security** structure which ensure that agents would really benefit from the presence of a bond with a **riskless** real purchasing power. We want to show that, in a **multigood** setting, indexing is not the universal panacea for neutralizing fluctuations in *ppm* that is often suggested: indexing inevitably **introduces** the **risks** of relative price fluctuations and in some cases these risks may exceed the **risks** arising

§2. The Economy

from fluctuations in *ppm*. The first **assumption** places a restriction on agents' preferences which implies that spot prices are independent of the income distribution and are thus independent of agents' choices on the **financial** markets. This eliminates a feedback between the spot markets and the financial markets, and greatly simplifies the analysis of the model.

Assumption H: Agents have **separable-homothetic** utility functions of the form

$$U^i(x^i) = \lambda_0^i h(x_0^i) + \sum_{s=1}^S \gamma_s f^i(h(x_s^i)), \quad i = 1, \dots, I$$

where $\gamma_1, \dots, \gamma_S$ are strictly positive probabilities of the states, $\lambda_0^i > 0$, $h : \mathbb{R}_+^L \rightarrow \mathbb{R}$, $f^i : \mathbb{R} \rightarrow \mathbb{R}$, both h and f^i are increasing, concave **and** differentiable and h is **homogeneous** of degree 1.

Let $w_s = \sum_{i=1}^I \omega_s^i$ denote the aggregate output in state s ($s = 0, 1, \dots, S$). Assumption H implies that the equilibrium vector of spot prices \bar{p}_s in state s is proportional to the **gradient** of h at the aggregate endowment. Using the Euler identity $\nabla h(w_s) w_s = h(w_s)$ and writing the monetary equations as $p_s w_s = M_s$, $s = 0, 1, \dots, S$ leads to the **equilibrium** spot prices

$$\bar{p}_s = \frac{M_s}{h(w_s)} \nabla h(w_s), \quad s = 0, 1, \dots, S \quad (4)$$

In an equilibrium the **maximum** problem of each agent can be decomposed into **two** steps: the first is a choice of a portfolio (z^i) on the financial markets, the second is the choice of a vector of consumption (x^i) on the spot markets. The choice of a portfolio by agent i generates an income stream across the states

$$m_0^i = p_0 \omega_0^i - q z^i \quad (5)$$

$$m_s^i = p_s \omega_s^i + [A_s \ Y_s] z^i, \quad s = 1, \dots, S \quad (6)$$

The agent then selects a vector of consumption which is affordable given this income stream

$$p_s x_s^i = m_s^i, \quad s = 0, 1, \dots, S$$

In view of Assumption H, the vector of consumption chosen by agent i can be deduced once **his** expenditure stream $m^i = (m_0^i, m_1^i, \dots, m_S^i)$ is known

$$x_s^i = \frac{m_s^i}{M_s} w_s, \quad s = 0, 1, \dots, S \quad (7)$$

§2. The Economy

Substituting (7) into the utility function $U^i(x^i)$ in Assumption H and exploiting the homogeneity of degree 1 of h , gives the utility of agent i as a function of his expenditure stream m^i

$$\tilde{u}^i(m^i) = \lambda_0^i \nu_0 m_0^i + \sum_{s=1}^S \gamma_s f^i(\nu_s m_s^i) \quad (8)$$

where

$$\nu_s = \frac{\nabla h(w_s) w_s}{M_s} = \frac{h(w_s)}{M_s}, \quad s = 0, 1, \dots, S \quad (9)$$

is a *utility index of the purchasing power of money*. The numerator in (9) is an ideal (utility based) *index of aggregate output* in state s . The aggregate output $w_{s\ell}$ of good ℓ in state s is weighted by its *social* (representative agent) marginal utility in state s , $\frac{\partial h(w_s)}{\partial w_{s\ell}}$, and the index measures the representative agent's utility $h(w_s)$ at the total output w_s ¹.

Purchasing Power Economy. Since agents' preferences over expenditure streams are expressed by (8), the analysis of the equilibrium problem for the economy $\mathcal{E}(U, w, A, Y, M)$ can be reduced to the analysis of the equilibrium of a finance economy in which **all** quantities (income and expenditure streams, security payoffs) are converted to real (i.e. purchasing power) values. To this end, define each agent's *real* income and expenditure stream ($i = 1, \dots, I$)

$$e_s^i = \nu_s p_s \omega_s^i, \quad \mu_s^i = \nu_s m_s^i, \quad s = 0, 1, \dots, S \quad (10)$$

and let

$$u^i(\mu^i) = \lambda_0^i \mu_0^i + \sum_{s=1}^S \gamma_s f^i(\mu_s^i) \quad (11)$$

denote the utility to agent i of the real expenditure stream $\mu^i \in \mathbf{R}_+^{S+1}$. If we define the real prices and payoff streams of the securities ($j = 0, 1, \dots, J$)

$$q'_j = \nu_0 q_j, \quad a_s = \nu_s A_s, \quad v_s^j = \nu_s Y_s, \quad s = 1, \dots, S \quad (12)$$

then the financial problem of agent i reduces to choosing a portfolio $z^i \in \mathbf{R}^{J+1}$ which maximizes u^i in the budget set

$$\mathcal{B}(q', e^i) = \left\{ \mu^i \in \mathbf{R}_+^{S+1} \left| \begin{array}{l} \mu_0^i = e_0^i - q' z^i, \quad z^i \in \mathbf{R}^{J+1} \\ \mu_s^i = e_s^i + [a_s \ V_s] z^i, \quad s = 1, \dots, S \end{array} \right. \right\}$$

¹If h is the Cobb-Douglas utility function then the index of output in state s is the geometric mean of the L components of aggregate output (w_{s1}, \dots, w_{sL}) , the weight assigned to good ℓ being its coefficient in the Cobb Douglas function. The purchasing power of money ν_s is then obtained by dividing the index of aggregate output by the money supply M_s .

§2. The Economy

where $V = [v^1 \dots v^J]$ is the **matrix** of real pavoffs of securities $j = 1, \dots, J$ and V_s is the row corresponding to state s . Let $e^i = (e_0^i, e_1^i, \dots, e_S^i)$, $e = (e^1, \dots, e^I)$ denote the real values of agents' endowments, $u = (u^1, \dots, u^I)$ their utility functions for real income and $a = (a_1, \dots, a_S)$ the real pavoff stream on the **default-free** bond, then we call $\mathcal{E}(u, e, a, V)$ the **purchasing power economy** induced by the monetary economy $\mathcal{E}(U, w, A, Y, M)$.

The next assumption permits explicit calculations to be made of the welfare consequences of alternative real payoff **streams** a for the bond, depending on whether the **nominal** payoff A is indexed or **unindexed** furthermore the welfare comparisons have a **natural economic** and geometric interpretation. The assumption requires that agents have **mean-variance preferences** — a convenient (if crude) first approximation for describing the way agents **evaluate** risks.

Assumption Q: For each **agent** the function $f^i : \mathbf{R} \rightarrow \mathbf{R}$ in Assumption H is quadratic

$$f^i(\mu) = -\frac{1}{2}(\alpha^i - \mu)^2, \quad i = 1, \dots, I$$

Finally we include a **spanning** assumption on the security structure Y which ensures that in the purchasing power (pp) **economy** the **riskless** real income stream $\mathbf{1} = (1, \dots, 1)$ becomes a reference income stream for measuring the **losses** due to fluctuations in ppm and the potential **gains** from indexation. For when the security structure Y is well-adapted to the agents' endowment **risks** $(\bar{p}_s \omega_s^i)_{s=1}^S$, then in the pp economy the most important **missing** security is the **riskless** real bond $\mathbf{1}$ and welfare losses or gains can be expressed in terms of the distance of **the** market **subspace** $([a \ V])$ from $\mathbf{1}$. We use the **following** notation: for any vector $x = (x_0, x_1, \dots, x_S)$, $x_1 = (x_1, \dots, x_S)$ denotes the vector of date 1 components.

Assumption S: For each agent $i = 1, \dots, I$

$$(\bar{p}_1 \omega_1^i, \dots, \bar{p}_S \omega_S^i) \in (Y) \iff e_1^i \in (V)$$

If the agents endowments have the form given in (2), then the spanning assumption **amounts** to requiring that Y contains the equity contracts of the corporate firms and enough additional securities to permit agents to **share** their personal income **risks** $(\bar{p}_s \omega_s^i)_{s=1}^S$ — or equivalently, that their private sources of income (for example their wage income or their **income** from individually owned firms) are subject to the same shocks as the corporate sector. However we assume that the security structure is incomplete in that the **subspace** (V) of the pp **economy** does not contain $\mathbf{1}$ and has dimension less than $S - 1$ (there are no securities which, provide

§3. Welfare and the Statistical Characteristics of the Bond

direct insurance against monetary shocks and it would take more than one additional bond to complete the markets). For convenience we add two purely technical conditions: real payoff streams are non-redundant and have positive expected values.

Assumption I: (i) $\mathbf{1} \notin (V)$ (ii) $\text{rank } V = J$ (iii) $J \leq S - 2$ (iv) $E(v^j) > 0, j = 1, \dots, J$

Assumption H reduces the analysis of the multigood economy $\mathcal{E}(U, w, A, Y, M)$ to the analysis of the purchasing power economy $\mathcal{E}(u, e, a, V)$. Under Assumptions Q, S and I, this *pp* economy satisfies the assumptions of the Capital Asset Pricing Model (**CAPM**), in which however, if a is *risky* (or more precisely if $\mathbf{1} @ (a, V)$), the *riskless* transfer of *income* is not possible. If $a = \mathbf{1}$ or $\mathbf{1} \in (a, V)$ then by a standard result the equilibria of $\mathcal{E}(u, e, a, V)$ are Pareto optimal: thus when a is *risky* there is a loss relative to the ideal situation $a = \mathbf{1}$. If A is the default-free nominal bond then its nominal payoff is $A^n = \mathbf{1}$ and its real payoff is just the purchasing power of money $a^N = \nu = (\nu_1, \dots, \nu_S)$: the greater the fluctuations in *ppm*, the greater the risks of a^N . On the other hand if A is indexed on the value of a reference bundle of goods $b = (b_1, \dots, b_L) \in \mathbf{R}^L$ then its nominal payoff stream is $A^R = (\bar{p}_1 b, \dots, \bar{p}_S b)$ and in view of (4) and (9), its real payoff stream is $a^R = (\nabla h(w_1)b, \dots, \nabla h(w_S)b)$. While a^R is isolated from fluctuations in *ppm*, it does however vary with fluctuations in $\nabla h(w_s)$ i.e. those induced by underlying real shocks which affect the relative aggregate supplies of the goods. In order to explain the conditions under which the agents are better off using the nominal or the indexed bond, we need to understand how the welfare of the agents in an equilibrium depends on the characteristics of the income stream a — its variability and the way it covaries with the other securities in the economy summarized by V .

3. Welfare and the Statistical Characteristics of the Bond

A geometric approach to the welfare analysis of equilibria of an economy in which agents have mean-variance preferences can be obtained using projections under the probability induced inner product on \mathbf{R}^S defined by

$$[[x, y]] = \sum_{s=1}^S \gamma_s x_s y_s = E(xy) = E(x)E(y) + \text{cov}(x, y) \quad (1)$$

and its associated norm

$$\|x\|_\gamma = \left(\sum_{s=1}^S \gamma_s x_s^2 \right)^{\frac{1}{2}} = \left(E(x^2) \right)^{\frac{1}{2}} = \left((E(x))^2 + \text{var } x \right)^{\frac{1}{2}} \quad (2)$$

§3. Welfare and the Statistical Characteristics of the Bond

Two vectors $x, y \in \mathbf{R}^S$ are said to be γ -orthogonal if $[[x, y]] = 0$. For a subspace $W \subset \mathbf{R}^S$, let W^\perp denote the γ -orthogonal complement, namely the subspace of vectors γ -orthogonal to all vectors in W . Since \mathbf{R}^S can be decomposed as a direct sum $\mathbf{R}^S = W \oplus W^\perp$, any vector $x \in \mathbf{R}^S$ can be written uniquely

$$x = x^* + x', \quad x^* \in W, \quad x' \in W^\perp$$

x^* (resp. x') is called the γ -orthogonal projection of x onto W (resp. onto W^\perp) and we write $x^* = \text{proj}_W x$, $x' = \text{proj}_{W^\perp} x$. The γ -projection x^* onto W is the vector in the subspace W which lies closest to x in the γ -norm i.e. it solves the problem

$$x^* = \arg \min \{ \|x - y\|_\gamma \mid y \in W \} \quad (3)$$

If W is the subspace of \mathbf{R}^S spanned by the k linearly independent columns of an $S \times I$ -matrix W (i.e. $W = (W)$ and $\text{rank } W = k$) then the matrix which represents the γ -projection (in the standard basis) is

$$B_W = W[W^T[\gamma]W]^{-1}W^T[\gamma] \quad (4)$$

where

$$[\gamma] = \begin{bmatrix} \gamma_1 & & 0 \\ & \ddots & \\ 0 & & \gamma_S \end{bmatrix}$$

is the diagonal matrix of probabilities. The matrix B_W in (4) can be readily derived by solving the problem (3) and showing that $x^* = B_W x$. Note that if $x \in W$ then $B_W x = x$.

If W is the payoff matrix of k securities in a one-good two-period economy $\mathcal{E}(u, e, W)$ in which agents' utility functions are linear-quadratic

$$u^i(x^i) = \lambda_0^i x_0^i + \sum_{s=1}^S \gamma_s (\alpha^i - x_s^i)^2, \quad i = 1, \dots, I \quad (5)$$

then the welfare of the agents at an equilibrium can be expressed as a function of the subspace $W = (W)$. The expression is simplified when the date 1 initial endowments of the agents lie in the market subspace i.e. when $e_1^i \in W, i = 1, \dots, I$.

Proposition 1 (Equilibrium Welfare of Agents): Let $\mathcal{E}(u, e, W)$ be a one-good, two-period economy in which agents have linear quadratic utility functions (5) and in which $e_1^i \in W, i = 1, \dots, I$. Then the welfare of the agents at the equilibrium is given by

$$\bar{u}_W^i = \frac{1}{2} \lambda_0^i \left(\frac{\alpha^i}{\lambda_0^i} - \frac{\alpha}{\lambda_0} \right)^2 + \|\text{proj}_W \mathbf{1}\|_\gamma^2 + k^i, \quad i = 1, \dots, I \quad (6)$$

§3. Welfare and the Statistical Characteristics of the Bond

where $\alpha = \sum_{i=1}^I \alpha^i$, $\lambda_0 = \sum_{i=1}^I \lambda_0^i$ and $(k^i)_{i=1}^I$ are constants *depending on the* characteristics $(\lambda_0^i, \alpha^i, e^i)_{i=1}^I$ of *the* economy.

Proof: Let $(\bar{x}^1, \dots, \bar{x}^I, \bar{z}^1, \dots, \bar{z}^I, \bar{q})$ denote the equilibrium **and** let $e_1 = \sum_{i=1}^I e_1^i$ denote the date 1 aggregate endowment of the economy. A straightforward calculation (see Magill-Quinzii (1994, Exercise 5, Chapter 3) shows that **the equilibrium** security prices are given by

$$\bar{q} = \frac{1}{\lambda_0} (\alpha \mathbf{1} - e_1)^T [\gamma] W \quad (7)$$

the agents' portfolio **vectors** are

$$\bar{z}^i = [W^T [\lambda] W]^{-1} W [\gamma] \left(\left(\alpha^i - \frac{\lambda_0^i}{\lambda_0} \alpha \right) \mathbf{1} - \left(e_1^i - \frac{\lambda_0^i}{\lambda_0} e_1 \right) \right)$$

and their **equilibrium** consumption streams are

$$\begin{aligned} \bar{x}_0^i &= e_0^i - \frac{1}{\lambda_0} \left(\alpha^i - \frac{\lambda_0^i}{\lambda_0} \alpha \right) (\alpha \mathbf{1} - e_1)^T [\gamma] B_w \mathbf{1} + \frac{1}{\lambda_0} (\alpha \mathbf{1} - e_1)^T [\gamma] \left(e_1^i - \frac{\lambda_0^i}{\lambda_0} e_1 \right) \\ \bar{x}_1^i &= \frac{\lambda_0^i}{\lambda_0} e_1 + \left(\alpha^i - \frac{\lambda_0^i}{\lambda_0} \alpha \right) B_w \mathbf{1}, \quad i = 1, \dots, I \end{aligned}$$

where **we** have used the equality $B_w e_1^i = e_1^i$ implied by $e_1^i \in \mathcal{W}$. Inserting the expression for \bar{x}^i into the utility functions (5) leads to (6). \square

Since there is a sufficiently rich structure of financial securities for agents to share their endowment **risks**, the maximum welfare is obtained when, in addition, the **riskless transfer** of income is possible ($\mathbf{1} \in W$); in this case, $\| \text{proj}_W \mathbf{1} \|_\gamma = \| \mathbf{1} \|_\gamma = 1$ and the equilibrium **allocation** is Pareto optimal, since the allocation is the same as if the markets were complete ($W = \mathbf{R}^S$). When the riskless transfer of **income** is not **possible** ($\mathbf{1} \notin W$), then $\| \text{proj}_W \mathbf{1} \|_\gamma < 1$ and if agents do not have identical preferences $\left(\frac{\alpha^i}{\lambda_0^i} \neq \frac{\alpha}{\lambda_0} \text{ for some } i \right)$, there is a loss of **welfare**. The smaller the γ -**distance** of the market **subspace** W from $\mathbf{1}$, the greater the norm $\| \text{proj}_W \mathbf{1} \|_\gamma$ of the γ -**projection** of $\mathbf{1}$ onto W , and the greater the **welfare** of the agents.

Since the vector $\text{proj}_W \mathbf{1}$ plays **an** important role in the analysis that follows, it is **useful** to introduce the shorthand notation

$$\eta_w = \text{proj}_W \mathbf{1}$$

and to summarize its main properties.

§3. Welfare and the Statistical Characteristics of the Bond

Proposition 2 (Properties of Least Risky Security): *The γ -projection $\eta_{\mathcal{W}}$ of $\mathbf{1}$ onto W has the following properties:*

(i) *Under the γ -inner product on \mathbf{R}^S , $\eta_{\mathcal{W}}$ represents the expectation operator on \mathcal{W}*

$$E(\eta_{\mathcal{W}} y) = [[\eta_{\mathcal{W}}, y]] = E(y) \text{ for all } y \in \mathcal{W}$$

(ii) $\eta_{\mathcal{W}}$ *is the least risky income stream in the market subspace W in the following two senses:*

(a) *geometrically, it is the vector in W which lies closest to $\mathbf{1}$*

$$\eta_{\mathcal{W}} = \arg \min \left\{ \|\mathbf{1} - y\|_{\gamma}^2 \mid y \in \mathcal{W} \right\}$$

(b) *statistically, it is the vector in W which has the minimum standard deviation per unit of expected return*

$$\eta_{\mathcal{W}} = \arg \min \left\{ \sigma \left(\frac{y}{E(y)} \right) \mid y \in \mathcal{W}, E(y) \neq 0 \right\}$$

(iii) *the minima in (a) and (b) lead to two measures of the riskiness of the market subspace:*

$$(a)' \quad 1 - E(\eta_{\mathcal{W}}) = \|\mathbf{1} - \eta_{\mathcal{W}}\|_{\gamma}^2$$

$$(b)' \quad \frac{1}{E(\eta_{\mathcal{W}})} - 1 = \sigma^2 \left(\frac{\mathbf{1}}{E(\eta_{\mathcal{W}})} \right)$$

Proof: (i) Since $\mathbf{1} - \eta_{\mathcal{W}} \in \mathcal{W}^{\perp}$, $E(y) = [[\mathbf{1}, y]] = [[\eta_{\mathcal{W}}, y]]$ for all $y \in \mathcal{W}$.

(ii) (a) follows from (3). To prove (b), consider the problem: $\min\{\text{var } y \mid y \in \mathcal{W}, E(y) = 1\}$ and suppose that $\eta_{\mathcal{W}}/E(\eta_{\mathcal{W}})$ is not the solution. Then there exists $y' \in \mathcal{W}$ with $E(y') = 1$ and $\text{var } y' < \text{var } \eta_{\mathcal{W}}/E(\eta_{\mathcal{W}})^2$. Let $\bar{y} = E(\eta_{\mathcal{W}})y'$ then \bar{y} satisfies $E(\bar{y}) = E(\eta_{\mathcal{W}})$ and $\text{var } \bar{y} < \text{var } \eta_{\mathcal{W}} \implies E(\bar{y}^2) < E(\eta_{\mathcal{W}})^2$. Then $\|\mathbf{1} - \bar{y}\|_{\gamma}^2 = 1 - 2E(\bar{y}) + E(\bar{y}^2) < 1 - 2E(\eta_{\mathcal{W}}) + E(\eta_{\mathcal{W}}^2) = \|\mathbf{1} - \eta_{\mathcal{W}}\|_{\gamma}^2$ contradicting the definition of $\eta_{\mathcal{W}}$.

(iii) follows by noting that (i) implies $E(\eta_{\mathcal{W}}^2) = E(\eta_{\mathcal{W}})$. \square

Welfare Gains Function. We want to apply Proposition 1 to a purchasing power economy $\mathcal{E}(u, e, \mathbf{a}, V)$, namely a one-good economy with payoff matrix

$$W = [\mathbf{a} \ V] = V_{\mathbf{a}} \quad (8)$$

When \mathbf{a} changes, it alters the market subspace

$$\mathcal{V}_{\mathbf{a}} = \langle V_{\mathbf{a}} \rangle$$

§3. Welfare and the Statistical Characteristics of the Bond

and our objective is to **understand how the welfare** of agents varies with the "characteristics" of the bond **a**. Since in (8), V is taken as fixed, a convenient way of analyzing how welfare depends on **a** is to make the comparison with the case where **a** is redundant ($\mathbf{a} \in V \equiv (V)$). The utility of agent i at the equilibrium with market **subspace** \mathcal{V}_a can be written as

$$\bar{u}_{\mathcal{V}_a}^i = (\bar{u}_{\mathcal{V}_a}^i - \bar{u}_{\mathcal{V}}^i) + \bar{u}_{\mathcal{V}}^i$$

where the first term $G_a^i = \bar{u}_{\mathcal{V}_a}^i - \bar{u}_{\mathcal{V}}^i$ can be interpreted as the utility gain to agent i of having the bond with characteristics **a**. By Proposition 1, this gain can be written as

$$G_a^i = c^i (\|\eta_{\mathcal{V}_a}\|_{\gamma}^2 - \|\eta_{\mathcal{V}}\|_{\gamma}^2)$$

where $c^i = \frac{1}{2} \lambda_0^i \left(\frac{\alpha^i}{\lambda_0^i} - \frac{\alpha}{\lambda_0} \right)^2$ is a non-negative **coefficient** which is positive for all "non-average" agents. Since the **subspace** \mathcal{V}_a contains \mathcal{V} , $\|\eta_{\mathcal{V}_a}\|_{\gamma}^2 \geq \|\eta_{\mathcal{V}}\|_{\gamma}^2$, so that the gain G_a^i is non-negative for all agents and is strictly positive if $c^i > 0$ and $\mathbf{a} \notin \mathcal{V}$. We are thus led to study the function $G : \mathbf{R}^S \rightarrow \mathbf{R}$ defined by

$$G(\mathbf{a}) = \|\eta_{\mathcal{V}_a}\|_{\gamma}^2 - \|\eta_{\mathcal{V}}\|_{\gamma}^2 \quad (9)$$

which we call the welfare gains **function**, since the utility gains to all agents are proportional to the function G . This property of the model, that the utility gains of all agents are proportional to the common function G — in particular that all agents are made better off when a **nonredundant** bond **a** is added to an existing **security** structure V — requires some explanation.

In general, introducing a new security has two effects: the first — which we may call the direct effect — is to increase the span of the markets i.e. the trading opportunities available in the economy, and this tends to increase the welfare of the agents; the second — which we may call the indirect effect — is to **change** all prices, both spot and security prices, and this can either increase or decrease agents' utilities. Combining the two effects can lead to the apparently paradoxical result that introducing a new security decreases the welfare of all agents, as first shown in an example by Hart (1975). More recently Cass-Citanna (1994) and Ellul (1995) have studied the case where **all** (and hence the **indirect**) effects are marginal and have shown that if the markets are sufficiently incomplete then in a multigood economy the combination of the two effects can lead to any possible local change in agents' utilities. Even in a one-good model, because the prices of the existing securities **normally** change with the introduction of a new security, typically some agents **gain** and some agents **lose** from the introduction of a **security**. In this paper the indirect price effects are canceled: there is no effect from spot prices because

§3. Welfare and the Statistical Characteristics of the Bond

of Assumption H, and no effect from security prices because of the linear-quadratic form of the agents' utility functions? as can be seen from formula (7) for the equilibrium security prices. Thus the analysis concentrates on the direct effect of changing the span of the markets and this effect is present in all economies. The analysis can thus be applied to an economy in which the price effects are sufficiently small, or it can be taken as the first half of a more complete study in which indirect effects are also explicitly taken into account.

The next step is to analyze the properties of the welfare gains function $G(\mathbf{a})$: we will show that the gain depends only on the statistical properties of the income stream $\mathbf{a} \in \mathbf{R}^S$ summarized by its mean, standard deviation and its correlation coefficients with the securities v^1, \dots, v^J . Furthermore we will show that the gain can be described in a very complete way for any number of securities J , and any number of states of nature S . The derivation of the properties of G as a function of the statistical attributes of \mathbf{a} requires some calculations which are left to section 5. Here we summarize these properties and for the case ($J = 1, S = 3$) provide a simple geometric interpretation of the results.

Since $G(\mathbf{a})$ is derived by projecting $\mathbf{1}$ onto $\mathcal{V}_{\mathbf{a}}$ and \mathcal{V} , it depends only on the directions of the vectors $(\mathbf{a}, v^1, \dots, v^J)$ and not on their lengths. Thus all these vectors can be normalized and the most natural economic interpretation is obtained by normalizing each vector so that its expected value is one. This requires that each of these date 1 payoff streams have a non-zero expected value: this is assured for v^1, \dots, v^J by Assumption I (iv), and will be assured for the bond by restricting attention to bonds with positive expected values ($\mathbf{a} \in \mathbf{R}^S$ with $E(\mathbf{a}) > 0$). The following notation for normalized variables is convenient: for any random variable $x \in \mathbf{R}^S$ with $E(x) > 0$, the normalized variable with expectation 1 is denoted by

$$\hat{x} = \frac{x}{E(x)}$$

If $\sigma(x)$ denotes the standard deviation of x , then $\sigma(\hat{x}) = \frac{\sigma(x)}{E(x)}$ measures the standard deviation of the income stream x per unit of expected value: for brevity we write $\sigma_{\hat{x}} = \sigma(\hat{x})$. Since the correlation coefficient $\rho(x, y) = \frac{\text{cov}(x, y)}{\sigma(x)\sigma(y)}$ between a pair of vectors $x, y \in \mathbf{R}^S$ does not depend on their lengths, $\rho(\hat{x}, \hat{y}) = \rho(x, y)$: for brevity we write ρ_{xy} . Let

$$\rho_{\mathbf{a}} = (\rho_{av^1}, \dots, \rho_{av^J}), \quad \rho_v = \begin{bmatrix} \rho_{v^1v^1} & \dots & \rho_{v^1v^J} \\ \vdots & & \vdots \\ \rho_{v^Jv^1} & \dots & \rho_{v^Jv^J} \end{bmatrix}$$

denote the vector of correlation coefficients between the bond \mathbf{a} and the securities v^1, \dots, v^J and the matrix of correlation coefficients between these securities, respectively.

§3. Welfare and the Statistical Characteristics of the Bond

The next proposition asserts that the gain $G(\mathbf{a})$ depends only on $(\sigma_{\mathbf{a}}, \rho_{\mathbf{a}})$ i.e. there exists a function $g : \mathbf{R} \times \mathbf{R}^J \rightarrow \mathbf{R}$ such that $G(\mathbf{a}) = g(\sigma_{\mathbf{a}}, \rho_{\mathbf{a}})$. In order to deduce the properties of G from those of g it is necessary to determine the subset (domain) of $\mathbf{R} \times \mathbf{R}^J$ on which g coincides with G i.e. the values $(a, \rho) \in \mathbf{R} \times \mathbf{R}^J$ which correspond to the standard deviation and vector of correlation coefficients of a normalized random variable $\hat{\mathbf{a}} \in \mathbf{R}^S$.

Proposition 3 (Existence of Statistical Gains Function):

(i) Let $(a, \rho) \in \mathbf{R} \times \mathbf{R}^J$, then there exists a random variable $a \in \mathbf{R}^S$ with $E(a) > 0$ such that $(\sigma_{\mathbf{a}}, \rho_{\mathbf{a}}) = (\sigma, \rho)$ if and only if either $(\sigma, \rho) = (0, 0)$ or $\sigma > 0$ and ρ belongs to the convex domain \mathcal{R} defined by

$$\mathcal{R} = \left\{ \rho \in \mathbf{R}^J \mid [\rho_v - \rho \rho^T] \text{ is positive semi-definite} \right\} \quad (10)$$

(ii) The boundary of \mathcal{R} is $\partial \mathcal{R} = \left\{ \rho \in \mathcal{R} \mid \det [\rho_v - \rho \rho^T] = 0 \right\}$. If \mathbf{a} is a random variable with $\rho_{\mathbf{a}} \in \partial \mathcal{R}$, then there exists $y \in V$ such that

$$\rho(\mathbf{a}, y) = \pm 1 \iff \hat{\mathbf{a}} - \mathbf{1} = \lambda(y - E(y)\mathbf{1}) \text{ for some } \lambda \in \mathbf{R} \quad (11)$$

(iii) There exists a function $g : \mathbf{R} \times \mathbf{R}^J \rightarrow \mathbf{R}$ such that if $(\sigma, \rho) \in \mathbf{R}_{++} \times \mathcal{R} \cup \{0, 0\}$ then $g(\sigma, \rho) = G(\mathbf{a})$ for all $a \in \mathbf{R}^S$ (with $E(\mathbf{a}) > 0$) such that $(\sigma_{\mathbf{a}}, \rho_{\mathbf{a}}) = (a, \rho)$.

Proof: (See section 5)

The next proposition describes the properties of the function g , which we call the *statistical gains function*, since it expresses the gain from a bond \mathbf{a} as a function of its statistical properties $(\sigma_{\mathbf{a}}, \rho_{\mathbf{a}})$. Since the securities (v^1, \dots, v^r) are taken as **fixed**, the projection η_V of $\mathbf{1}$ onto V forms part of the data of the problem: to reflect this we let

$$\eta = \eta_V = \text{proj}_V \mathbf{1}$$

In Proposition 2 we introduced the two measures, $1 - E(\eta)$ and $\sigma_{\hat{\eta}}$, of the riskiness of V (i.e. the market subspace in the absence of \mathbf{a}). Both play an important role in the next proposition. $1 - E(\eta)$ measures the *maximum gain* that can be attributed to any bond \mathbf{a} since

$$\|\eta_{\mathcal{V}_{\mathbf{a}}}\|_{\gamma}^2 - \|\eta\|_{\gamma}^2 \leq 1 - \|\eta\|_{\gamma}^2 = 1 - E(\eta^2) = 1 - E(\eta)$$

The **maximum** gain is attained when $\mathbf{1} \in \mathcal{V}_{\mathbf{a}}$, which happens either if $\mathbf{a} = \mathbf{1}$, or if \mathbf{a} is risky and $\mathbf{1}$ can be obtained by a combination of \mathbf{a} and some vector in V : by (11) this occurs when \mathbf{a} is perfectly correlated with some vector $y \neq \mathbf{a}$ in V .

§3. Welfare and the Statistical Characteristics of the Bond

For normalized bonds of a given variability a , the minimum gain as a function of ρ depends on whether the bond is less or **more** variable than the (normalized) least **risky** income stream $\hat{\eta}$ in V : when $a < \sigma_{\hat{\eta}}$ the bond is less risky than any security in V and thus necessarily leads to a positive gain; when $a \geq \sigma_{\hat{\eta}}$ then the bond will not contribute towards **risk** reduction if it does not permit the **risks** in V to be **hedged**.

All bonds $\mathbf{a} \in \mathbf{R}^S$ with the same vector of correlation coefficients $\rho_{\mathbf{a}} = \rho$ with v^1, \dots, v^J , have the same correlation **coefficient** $\rho(\mathbf{a}, \eta)$ with the least **risky** security η in V , regardless of their variability: for η can be written as $\eta = \sum_{j=1}^J \lambda_j v^j$, so that

$$\rho(\mathbf{a}, \eta) = \frac{\text{cov}(\mathbf{a}, \eta)}{\sigma_{\mathbf{a}} \sigma_{\eta}} = \frac{\sum_{j=1}^J \lambda_j \rho_{av^j} \sigma_{\mathbf{a}} \sigma_{v^j}}{\sigma_{\mathbf{a}} \sigma_{\eta}} = \frac{\sum_{j=1}^J \lambda_j \rho_{av^j} \sigma_{v^j}}{\sigma_{\eta}}$$

which is a linear function of $(\rho_{av^1}, \dots, \rho_{av^J})$ which is independent of $\sigma_{\mathbf{a}}$. As a result a coefficient of correlation $r \in [-1, 1]$ defines a subset of \mathbf{R}

$$\mathcal{R}_r = \left\{ \rho \in \mathcal{R} \mid \rho(\mathbf{a}, \eta) = r \text{ for all } \mathbf{a} \in \mathbf{R}^S \text{ with } \rho_{\mathbf{a}} = \rho \right\}$$

which is the intersection of \mathbf{R} by a hyperplane in \mathbf{R}^J . The domain \mathbf{R} is thus partitioned into **two** regions depending on the **sign** of the correlation coefficient between \mathbf{a} and the least risky security η

$$\mathcal{R}^+ = \left\{ \rho \in \mathcal{R} \mid \rho(\mathbf{a}, \eta) > 0 \text{ for all } \mathbf{a} \in \mathbf{R}^S \text{ with } \rho_{\mathbf{a}} = \rho \right\}$$

$$\mathcal{R}^- = \left\{ \rho \in \mathcal{R} \mid \rho(\mathbf{a}, \eta) \leq 0 \text{ for all } \mathbf{a} \in \mathbf{R}^S \text{ with } \rho_{\mathbf{a}} = \rho \right\}$$

Proposition 4 (Properties of the Statistical **Gains** Function):

(A) Properties of g as a function of ρ (for **fixed** $a > 0$):

(0) For **any** $a > 0$, $g(\sigma, \cdot)$ is a convex function on the interior of \mathbf{R} .

(i) (Low variability): if $0 < \sigma < \sigma_{\hat{\eta}}$, then the **maximum** of $g(\sigma, \cdot)$ is attained for all $\rho \in \partial \mathcal{R}$ and

$$g(\sigma, \rho) = 1 - E(\eta) := 1 - \frac{1}{1 + \sigma_{\hat{\eta}}^2} \quad \text{for all } \rho \in \partial \mathcal{R}$$

The minimum is attained for the **unique** vector $p^* = (\sigma/\sigma_{v^1}, \dots, \sigma/\sigma_{v^J})$ and

$$g(\sigma, p^*) = \frac{1}{1 + \sigma^2} - \frac{1}{1 + \sigma_{\hat{\eta}}^2}$$

§3. Welfare and the Statistical Characteristics of the Bond

(ii) (High variability): if $\sigma > \sigma_{\hat{\eta}}$, the *minimum* of $g(\sigma, \cdot)$ is attained for the vectors ρ which lie in the $J - 1$ dimensional subset \mathcal{R}_{r_σ} with $r_\sigma = \sigma_{\hat{\eta}}/\sigma$ and $g(\sigma, p) = 0$ for all $p \in \mathcal{R}_{r_\sigma}$. The *maximum* of $g(\sigma, \cdot)$ is attained for all vectors $\rho \in \partial\mathcal{R} \setminus \mathcal{R}_{r_\sigma}$ and

$$g(\sigma, \rho) = 1 - E(\eta) = 1 - \frac{1}{1 + \sigma_{\hat{\eta}}^2} \quad \text{for all } \rho \in \partial\mathcal{R} \setminus \mathcal{R}_{r_\sigma} \quad (12)$$

If $\dim V \geq 2$, then $g(\sigma, \cdot)$ is *discontinuous* at the points $\partial\mathcal{R} \cap \mathcal{R}_{r_\sigma}$.

(iii) (Intermediate case): if $\sigma = \sigma_{\hat{\eta}}$, the subset $\mathcal{R}_{r_\sigma} = \mathcal{R}_1$ on which $g(\sigma, \cdot)$ *attains* its minimum reduces to the point $p^* = (\sigma/\sigma_{\hat{v}1}, \dots, \sigma/\sigma_{\hat{v}J}) \in \partial\mathcal{R}$ and $g(\sigma, p^*) = 0$. The *maximum* of $g(\sigma, \cdot)$ is *attained* for all vectors in $\partial\mathcal{R} \setminus \mathcal{R}_1$ and is given by (12). If $\dim V \geq 2$, then g is discontinuous at p^* .

(B) Properties of g as a function of a (for fixed $p \in \mathcal{R} \setminus \partial\mathcal{R}$).

If $\rho \in \mathcal{R}^-$, then $g(\cdot, p)$ is strictly decreasing for all $a > 0$; if $p \in \mathcal{R}^+$, then there exists a *critical* variability $a^* = \sigma_{\hat{\eta}}/\rho(a, \eta)$ such that $g(\cdot, p)$ is strictly decreasing for $a \in (0, a^*)$ and strictly increasing for $a \in (a^*, \infty)$. Thus $g(\cdot, p)$ is strictly decreasing for all $a > 0$ if and only if $\rho \in \mathcal{R}^-$.

Proof: (See section 5)

Single Security Case ($J = 1$). A geometric proof of Propositions 3 and 4 can be given in the simplest case $J = 1, S = 3$ (recall that Assumption I (iii) requires $S \geq J + 2$). Let v denote the payoff on the single security, $(v) \equiv V$. Since the welfare gain only depends on the normalized income streams, it suffices to restrict attention to income streams lying in the plane

$$\mathcal{P} = \{x \in \mathbb{R}^3 \mid E(x) = 1\} = \{x \in \mathbb{R}^3 \mid [[z - \mathbf{1}, \mathbf{1}]] = 0\}$$

which passes through the *riskless* income stream $\mathbf{1}$ and is y -orthogonal to $\mathbf{1}$. To simplify the geometry we consider the case of equal probabilities so that the y -inner product coincides (up to the coefficient $1/3$) with the Euclidean inner product.¹ Since for a normalized income stream $\|\hat{a} - \mathbf{1}\|_{\hat{\gamma}}^2 = \sigma^2(\hat{a})$, a circle in the plane \mathcal{P} centered at $\mathbf{1}$ of radius σ represents all the normalized random variables \hat{a} which have the same standard deviation a . Since $\dim V = 1$, $\eta = \text{proj}_V \mathbf{1}$ is collinear to v so that $\hat{\eta} = \hat{v}$ and $\sigma_{\hat{\eta}} = \sigma_{\hat{v}}$. The three cases appearing in Proposition 4A,

¹The same Figures 1-3 are valid in the general case of unequal probabilities by appropriately changing units along the co-ordinate axes i.e. by changing from the standard basis $\{e_1, e_2, e_3\}$ to the basis $\{e'_1, e'_2, e'_3\}$ with $e'_s = \frac{1}{\sqrt{p_s}} e_s$, $s = 1, 2, 3$.

§3. Welfare and the Statistical Characteristics of the Bond

$a < (>, =) \sigma_{\hat{v}}$ correspond to the cases where \hat{v} lies outside (inside, on) the circle of radius σ (see Figures 1-3). For any choice of 2 , the market subspace $\mathcal{V}_a = \langle \mathbf{a}, v \rangle$ intersects the plane \mathcal{P} along the line $(\hat{\mathbf{a}}, 8)$ passing through $\hat{\mathbf{a}}$ and 8 i.e. $\mathcal{P} \cap (\mathbf{a}, v) = (\hat{\mathbf{a}}, 8)$. *The closer the line $(4, \hat{v})$ is to 1 , the greater the gain in welfare.*

Given 8 , the distance of the line $(5, \hat{v})$ from 1 depends only on the **radius** a of the circle on which $\hat{\mathbf{a}}$ lies and on the angle $\theta(\hat{\mathbf{a}} - 1, \hat{v} - 1)$ between the vectors $\hat{\mathbf{a}} - 1$ and $\hat{v} - 1$ — or more precisely (by symmetry) on the cosine of this angle. This cosine is the correlation coefficient ρ_a between a and v , since

$$\cos \theta(\hat{\mathbf{a}} - 1, \hat{v} - 1) = \frac{[(\hat{\mathbf{a}} - 1, \hat{v} - 1)]}{\|\hat{\mathbf{a}} - 1\|_{\gamma} \|\hat{v} - 1\|_{\gamma}} = \frac{\text{cov}(\hat{\mathbf{a}}, \hat{v})}{\sigma(\hat{a})\sigma(\hat{v})} = \rho(a, v) = \rho_a \quad (13)$$

Thus the gain function $G(\mathbf{a})$ depends only on $(\sigma_{\hat{a}}, \rho_a)$ i.e. $g(\mathbf{a}) = g(\sigma, \rho)$ for all \mathbf{a} such that $(\sigma_{\hat{a}}, \rho_a) = (a, \rho)$. In order for a pair $(a, \rho) \in \mathbb{R} \times \mathbb{R}$ to correspond to the standard deviation and correlation coefficient of a random variable $\hat{\mathbf{a}}$, a must be non-negative and if $a > 0$, ρ must belong to the domain $\mathcal{R} = [-1, 1]$.

Figures 1-3 show how the **welfare** gains from a normalized bond $\hat{\mathbf{a}}$ of a given standard deviation a **vary** as a function of the correlation coefficient ρ between $\hat{\mathbf{a}}$ and the vector \hat{v} , for the three cases $a < (>, =) \sigma_{\hat{v}}$. In each case the maximum gain arises when the line $(\hat{\mathbf{a}}, \hat{v})$ passes through 1 , so that $1 \in \mathcal{V}_a$. This occurs if and only if $\hat{\mathbf{a}} - 1$ and $\hat{v} - 1$ are **collinear** and distinct; since, by (13), ρ is the cosine of the angle between $\hat{\mathbf{a}} - 1$ and $\hat{v} - 1$, when $a \neq \sigma_{\hat{v}}$ this corresponds to the case $\rho = \pm 1$. When $a = \sigma_{\hat{v}}$ only $\rho = -1$ gives the maximum gain, since when $\rho = 1$, $\hat{\mathbf{a}} = 8$ and there is **no welfare gain**.

To study the behavior of the function $g(\sigma, \cdot)$ consider first the case of low-variability bonds ($a < \sigma_{\hat{v}}$) shown in Figure 1. If we move clockwise around the circle of radius a from $\rho = -1$, where $1 \in (5, \hat{v})$, the normalized market line $(\hat{\mathbf{a}}, \hat{v})$ moves further away from 1 , reaching its maximum distance when $\rho = \rho^*$, corresponding to the minimum of the gains function (shown on the right side of the figure) and then moves back toward 1 until it reaches $\rho = 1$, where once again $1 \in (2, \hat{v})$ and the gains function returns to its maximum value. The normalized market line $(\hat{\mathbf{a}}, 8)$ is at its **maximum** distance from 1 when $\hat{\mathbf{a}} - \hat{v} \perp 4 - 1$ which is equivalent to $E((\hat{\mathbf{a}} - \hat{v})(\hat{\mathbf{a}} - 1)) = \text{cov}(5 - 8, 2) = 0 \iff \rho^* = \sigma/\sigma_{\hat{v}}$. At ρ^* , the line $(4, \hat{v})$ is closer to 1 than 8 , so that the minimum **gain** $g(\sigma, \rho^*)$ is strictly positive.

A similar analysis can be made for the case of high variability bonds ($a > \sigma_{\hat{v}}$) shown in Figure 2. Moving from $\rho = -1$ to $\rho = 1$ the distance of the line $(\hat{\mathbf{a}}, 8)$ from 1 at first increases, reaching its maximum at $\rho = \rho^*$, where $8 - \hat{\mathbf{a}} \perp \hat{v} - 1 \iff \rho^* = \sigma_{\hat{v}}/\sigma$ and then decreases to

§3. Welfare and the Statistical Characteristics of the Bond

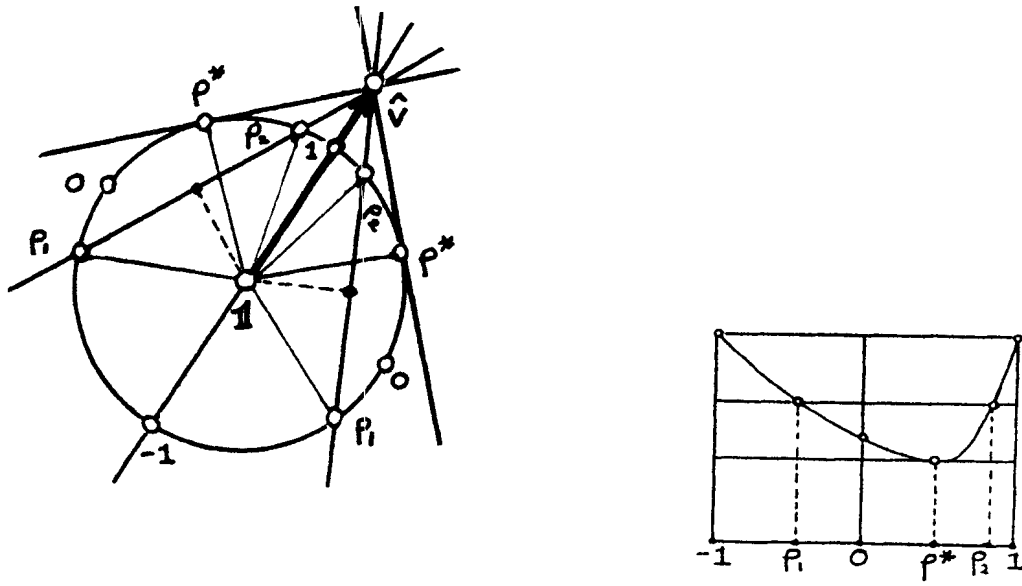


Figure 1: Low variability case: (left) in the plane \mathcal{P} , the market line $(\hat{a}, 6)$ for different values of ρ and a fixed $a < \sigma_{\hat{v}}$; (right) the graph of $g(\sigma, \cdot)$.

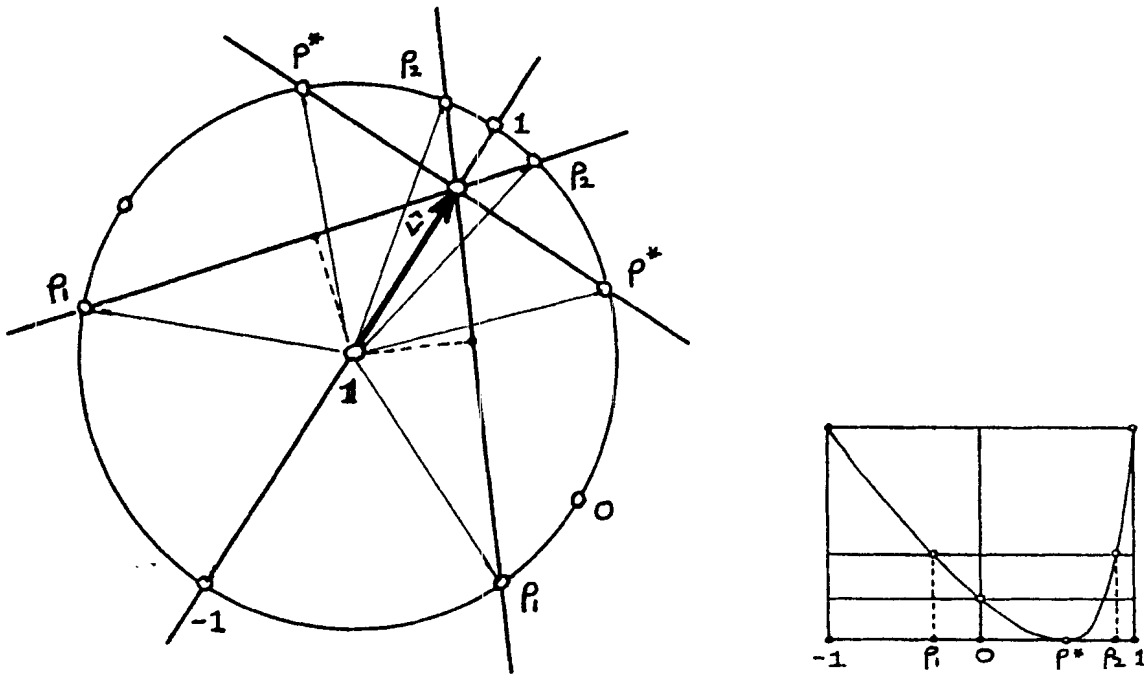


Figure 2: High variability case ($a > \sigma_{\hat{v}}$).

§3. Welfare and the Statistical Characteristics of the Bond

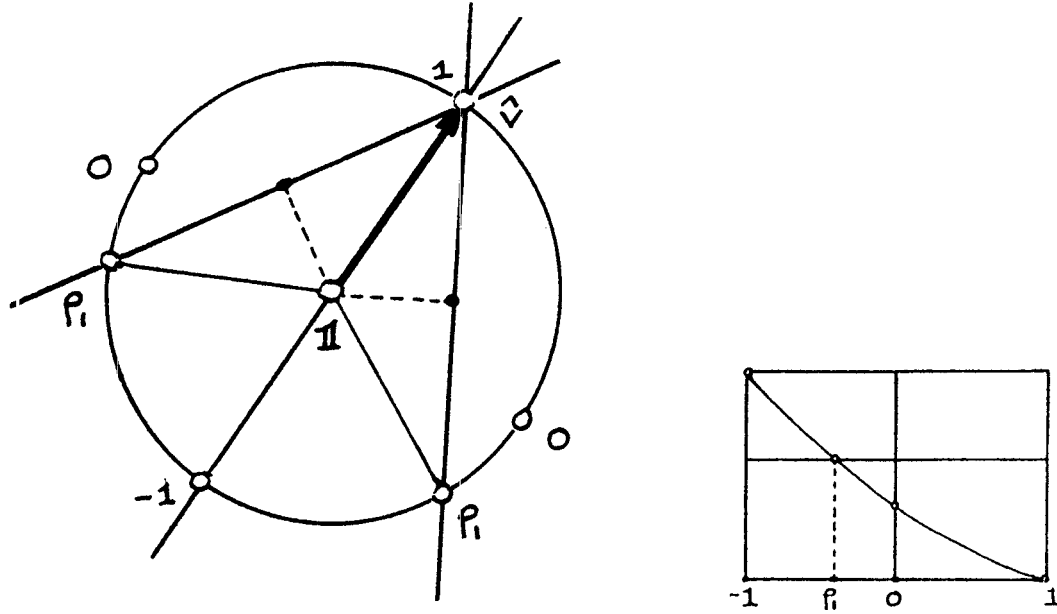


Figure 3: *Intermediate case* ($a = \sigma_v$).

zero at $\rho = -1$. At p^* the distance of the line (\hat{a}, \hat{v}) from $\mathbf{1}$ is the same as the distance of \hat{v} from $\mathbf{1}$ so that there is no welfare gain from \hat{a} and $g(\sigma, p^*) = 0$.

In the intermediate case ($a = \sigma_v$) shown in Figure 3, moving clockwise around the circle from $\rho = -1$ (where $\mathbf{1} \in (\hat{a}, G)$) the line (\hat{a}, \hat{v}) moves progressively further away from $\mathbf{1}$, reaching its maximum distance for $p^* = 1$: at this value of the correlation coefficient, the line (\hat{a}, \hat{v}) collapses to the point \hat{v} (i.e. there is a drop in the dimension of the market subspace) and $g(\sigma, 1) = 0$.

In all three cases the minimum gain always occurs when there is no "synergy" between the bond \hat{a} and the security \hat{v} for reducing market risks: the projection of $\mathbf{1}$ onto the market line $(\hat{a}, 5)$ is \hat{a} when $a < \sigma_v$ and is 5 when $a \geq \sigma_v$. For all other values of p (i.e. $\rho \neq p^*$), a combination of \hat{a} and \hat{v} creates the least risky security on the line $(2, \hat{v})$ and this security is less risky than either \hat{a} or 5 taken on their own. Placing the family of curves on the right side of Figures 1-3 on a common graph (Figure 4) shows how the welfare gains change when the variability of the bond is increased,² for a given p . For negative correlation $-1 < \rho \leq 0$, $g(\cdot, \rho)$

²The family of curves in Figure 4 is best understood by noting that there are three 'limit curves' corresponding to the cases $\sigma = 0$, $\sigma = \sigma_v$ and $\sigma = \infty$. When $a \rightarrow 0$ the graph of the gains function moves towards the horizontal line obtained for $a = 0$; as σ is increased the curves are pulled down towards the curve obtained for $\sigma = \sigma_v$, the minimum in each case being on the dotted line. For $a > \sigma_v$, as σ is increased the curves slide towards the curve obtained for $\sigma = \infty$, the minimum in each case being zero.

§3. Welfare and the Statistical Characteristics of the Bond

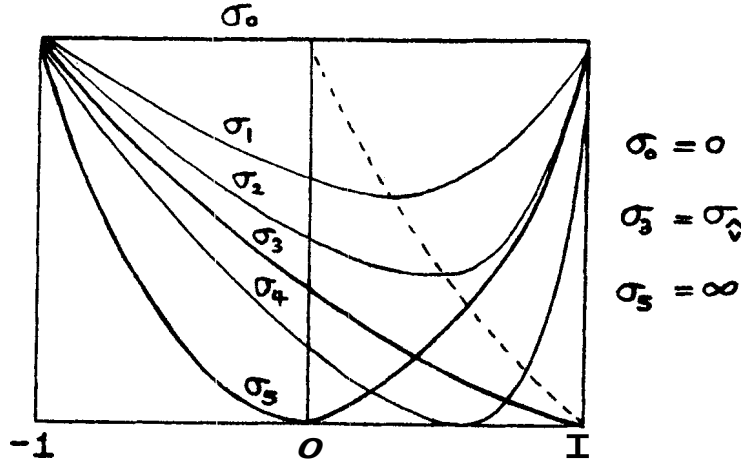


Figure 4: *Welfare gains for a family of bonds of increasing variability.*

is a decreasing function for all values of a ; for positive correlation $0 < \rho < 1$, $g(\cdot, \rho)$ is decreasing for $a < \sigma_{\hat{\eta}}/\rho$ and increasing for $a > \sigma_{\hat{\eta}}/\rho$; note that for $a > \sigma_{\hat{\eta}}/\rho$, while $g(\cdot, \rho)$ is increasing it is bounded above by $g(\infty, \rho)$. Note also that increasing the variability of a low variability bond ($a \leq \sigma_{\hat{\eta}}$) always decreases the welfare gain, provided $\rho \neq \pm 1$.

General Case ($J \geq 2$). Direct geometric arguments of the kind given above are no longer available in the multidimensional case $J \geq 2$, since by Assumption I, $S \geq J + 2$. What is remarkable is that by explicitly calculating the function $g(\sigma, \rho)$ and deriving analytically its properties, it is possible to show how these results extend to the multi-dimensional case $J \geq 2$. The explicit derivation of the function $g(\sigma, \rho)$ and the study of its properties is given in section 5.

In geometric terms, Proposition 3(iii) asserts that the welfare gain from a normalized bond $\hat{\mathbf{a}}$ depends only on its distance a from $\mathbf{1}$ and on the angles (more accurately the cosines of the angles) ρ_1, \dots, ρ_J with the J securities v^1, \dots, v^J . Part A of Proposition 4 shows that the gains function $g(\sigma, \cdot)$ behaves somewhat differently according as this distance a is smaller or greater than the distance $\sigma_{\hat{\eta}}$ of the (normalized) least risky security $\hat{\eta}$ in V from $\mathbf{1}$. The restriction on $\rho = (\rho_1, \dots, \rho_J)$ given by the domain \mathcal{R} , which generalizes the constraint $\rho \in [-1, 1]$ when $J = 1$, describes the restrictions on ρ in order that the pair (a, ρ) correspond to a bond $\hat{\mathbf{a}} \in \mathbf{R}^S$.

For any $a > 0$, when $\rho \in \partial\mathcal{R}$, a bond with angles $\rho = (\rho_1, \dots, \rho_J)$ is perfectly correlated with a vector $y \in V$ i.e. $\hat{\mathbf{a}} - \mathbf{1}$ is collinear to $\hat{y} - \mathbf{1}$ (see (11)) and if $a \notin V$ then $\mathbf{1} \in V_a$. If $\sigma < \sigma_{\hat{\eta}}$, then a cannot belong to V and all $\rho \in \partial\mathcal{R}$ give the maximum of $g(\sigma, \cdot)$. If $a \geq \sigma_{\hat{\eta}}$, then a may

§3. Welfare and the Statistical Characteristics of the Bond

lie in \mathcal{V} : thus when ρ varies in $\partial\mathcal{R}$, the subspace \mathcal{V}_a can either contain $\mathbf{1}$, in which case the gain is **maximal**, or for some values "collapse" to V , in which case the gain is zero. These changes in the dimension of \mathcal{V}_a create the discontinuities referred to in (ii) and (iii) of Proposition 4(A).

When $0 < \sigma < \sigma_{\hat{\eta}}$, the distance from $\mathbf{1}$ to \mathcal{V}_a is less than or equal to the distance from $\mathbf{1}$ to (a) and the minimum is attained when the projection $\eta_{\mathcal{V}_a}$ of $\mathbf{1}$ onto \mathcal{V}_a is **collinear** to a . It turns out that **this** occurs for a unique vector $\rho^* \gg 0$ of correlation coefficients. When $a \geq \sigma_{\hat{\eta}}$, the distance from $\mathbf{1}$ to \mathcal{V}_a is **less** than or equal to the distance from $\mathbf{1}$ to V and the **minimum** is attained when the projection $\eta_{\mathcal{V}_a}$ of $\mathbf{1}$ onto \mathcal{V}_a coincides with the projection η of $\mathbf{1}$ onto V : in this case the bond does not contribute **anything** toward **risk** reduction and the minimum is zero. If $a > \sigma_{\hat{\eta}}$, this occurs for **all** the vectors p in the intersection \mathcal{R}_{r_σ} of a hyperplane with \mathcal{R} , the hyperplane being tangent to $\partial\mathcal{R}$ when $a = \sigma_{\hat{\eta}}$.

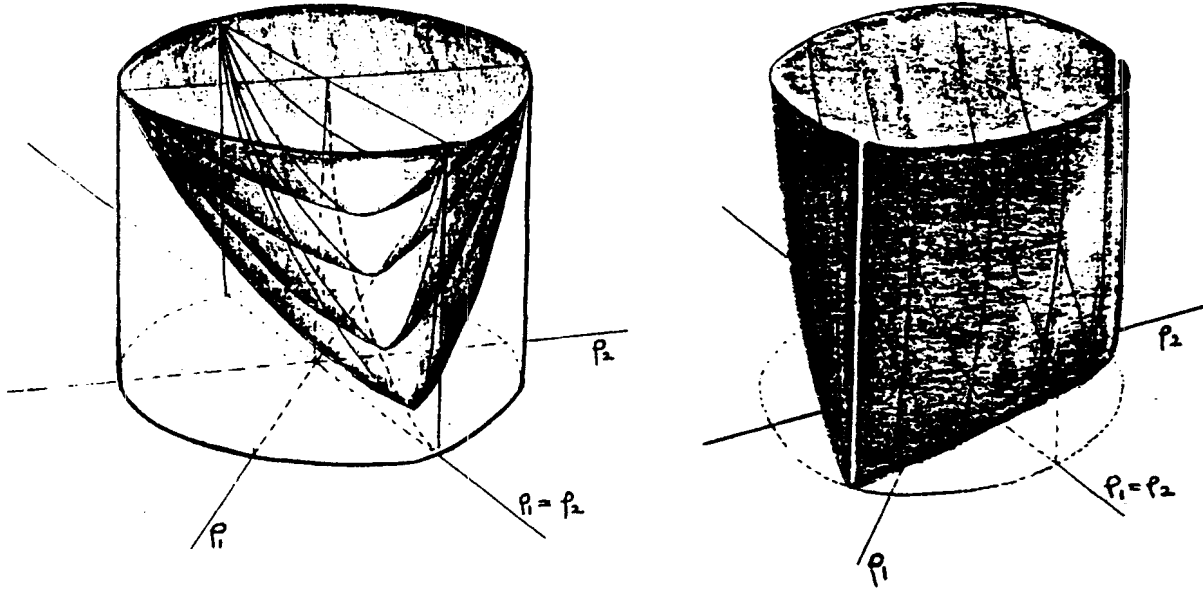


Figure 5: **Welfare gains as function of p for the two security case ($J = 2$).** (a) Low variability: a **family** of gains surfaces for increasing values of the parameter a . **with** $a < \sigma_{\hat{\eta}}$. (b) High variability: a gains surface **with** $a > \sigma_{\hat{\eta}}$.

Figures 5 (a) and (b) show the graphs of the gains function $g(\sigma, \cdot)$ when $J = 2$, for the case of bonds of low variability ($a < \sigma_{\hat{\eta}}$) and high variability ($a > \sigma_{\hat{\eta}}$) respectively. The **graphs** are obtained from the explicit expressions for g derived in section 5 assuming that $\rho_{12} = 0$ (so that $\partial\mathcal{R}$ is the unit circle) and $\sigma_{v1} = \sigma_{v2}$. When (ρ_1, ρ_2) are restricted to lie along the line $\rho_1 = \rho_2$,

§4. Nominal versus Indexed Bond

the family of gains surfaces reduce to curves similar to those in Figures 1 and 2.

Part B of Proposition 4 which analyses the gains function $g(\cdot, p)$ shows that the result demonstrated in Figure 4 when $J = 1$, holds for the general case $J \geq 2$ provided $\sigma_{\hat{v}}/\rho$ is replaced by $a^* = \sigma_{\hat{v}}/\rho(a, \eta)$. In particular if $\rho(a, \eta) > 0$ then even though $g(\cdot, p)$ decreases for $a < a^*$, it is strictly increasing for $a > a^*$: thus $\rho(a, \eta) \leq 0$ is a necessary and sufficient condition for $g(\cdot, p)$ to be strictly decreasing for **all** $a > 0$. This plays an important role in the general version of Proposition 5 studied in the next section.

4. Nominal versus Indexed Bond

The model outlined in section 2 when combined with the results of the previous section provides a **framework** for analyzing the circumstances under which a nominal and/or an indexed bond **are** more likely to be traded, in an economy. We begin by considering **two** extreme cases where the answer is clear cut, since one of the bonds is the "ideal" bond with **constant** real purchasing power payoff.

(a) *Conditions under which $a^N = \mathbf{1}$ or $a^R = \mathbf{1}$*

The payoff of the nominal bond in the purchasing power economy is

$$a^N = (\nu_s)_{s=1}^S = \left(\frac{h(w_s)}{M_s} \right)_{s=1}^S$$

The variations in the purchasing power of money ν_s depend on how the money supply M_s varies with aggregate output, as measured by the index $h(w_s)$. In order for ν_s to be constant across the states, the money supply M_s must be proportional to $h(w_s)$ or, in terms of growth rates, the rate of growth M_s of the money supply must match the rate of growth g_s of real output so that (for some constants)

$$\frac{\nu_s}{\nu_0} = \frac{h(w_s)/h(w_0)}{M_s/M_0} = \frac{1 + g_s}{1 + M_s} = c, \quad s = 1, \dots, S$$

This condition would be satisfied in the idealized setting where a monetary authority (or a banking system) perfectly controls (adapts) the money supply to the fluctuations in real output ($h(w_s)$). In this case, since the nominal bond is the ideal bond $a^N = \nu = \mathbf{1}$, there is **no** role for an **indexed** bond.

If the bond is indexed on the **value** of a bundle of goods $b \in \mathbf{R}^L$ then it becomes a real bond whose purchasing power across the states

$$a^R = (\nabla h(w_s)b)_{s=1}^S$$

§4. Nominal versus Indexed Bond

is not influenced by fluctuations in the purchasing power of money. However if the relative prices of the goods (**proportional** to $\nabla h(w_s)$) **vary** across the states, then the purchasing power \mathbf{a}^R fluctuates. In this model, in view of Assumption H, it would be possible to **avoid** these fluctuations by indexing on a **state** dependent bundle $\mathbf{b}_s = w_s/h(w_s)$ which is proportional to aggregate output in state s . **Indexing** on this ideal state dependent bundle permits the creation of the **riskless** real income stream

$$\mathbf{a}^R = \left(\frac{\nabla h(w_s) w_s}{h(w_s)} \right)_{s=1}^S = \mathbf{1}$$

If indexation could create such a **riskless** real income stream, then agents would **only** use the indexed bond and the nominal bond would disappear.

In a more realistic model in **which** agents do not have identical preferences for goods within each state, no such ideal reference bundle — and hence no such ideal index — exists. We invoked Assumption H to simplify the analysis of equilibrium — by factoring out the influence of the income earned by agents on the financial markets on the determination of spot prices — certainly not to suggest that there is an ideal index. To capture the inherent imperfections of indexation in spite of the simplifying Assumption H, we assume that the reference bundle must be state independent. This assumption **also** captures the fact that in practice an index is more credible if its computation does **not** involve the use of a state dependent reference bundle, since the possibility of changing the bundle as the contingencies **vary** opens the door to manipulations to either understate or overstate inflation, depending on the interests of the parties **involved**.

Although neither of the extreme cases where the purchasing power of money is constant or there exists an ideal index is likely to be met in practice, it is instructive to identify the circumstances in which one of the two types of bond — nominal or indexed — **has** a relative advantage over the other. This **may** be done by analyzing which bond creates the greater social welfare, under the assumption that only one of the two bonds is traded.

(b) *Conditions under which \mathbf{a}^N or \mathbf{a}^R is socially preferred.*

We want to apply the analysis of section 3 to a purchasing power economy $\mathcal{E}(u, e, \mathbf{a}, V)$ where \mathbf{a} denotes either the nominal or the indexed bond and V is the matrix of **payoffs** on the underlying risk sharing securities, all payoffs being expressed in purchasing power. Consider first the simplest case where V consists of a single security ($\mathbf{J} = 1$). Given Assumption S its payoff \mathbf{v} must be

$$\mathbf{v} = (\nabla h(w_s) w_s)_{s=1}^S = (h(w_s))_{s=1}^S = h(w_1)$$

§4. Nominal versus Indexed Bond

The projection η of $\mathbf{1}$ onto \mathcal{V} must then be collinear to v so that $\hat{\eta} = h(w_1)/E(h(w_1))$. Thus $\sigma_{\hat{\eta}}$ depends on the variability of aggregate output (measured with the aggregator h).

The risk characteristics of the real bond depend on the underlying real side of the economy. Since $a^R = \nabla h(w_1)b$, the variability σ_{a^R} of the normalized indexed bond depends on the magnitude of the fluctuations in relative prices, which in turn depends on the extent to which supply-side shocks **influence** the relative quantities of the goods across the states. If the real shocks which affect the economy are primarily economy-wide, **affecting all** sectors (goods) in a similar fashion, then the fluctuations in output captured by $\sigma_{\hat{v}}$ **will** be greater **than** the fluctuations in relative prices **summarized** in σ_{a^R} (see Figure 6(a)). Conversely the case $\sigma_{a^R} > \sigma_{\hat{\eta}}$ arises when the real **shocks** are primarily **sectoral**, affecting sectors differentially while creating only small fluctuations in the **level** of output (see Figure 6(b)). Clearly the greater the relative price fluctuations the smaller the potential **gains from** an indexed bond. The correlation ρ_{a^R}

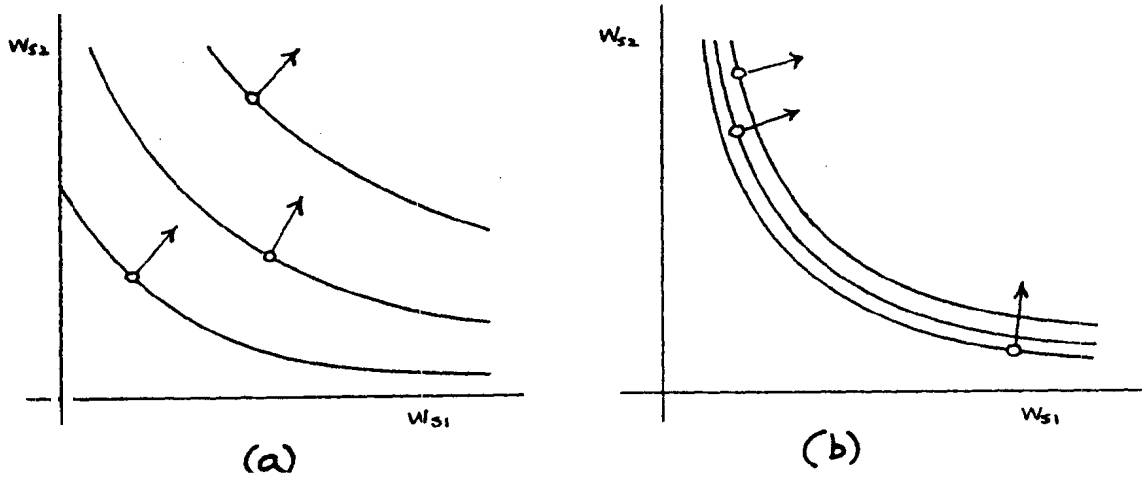


Figure 6: In (a), *economy-wide shocks* are *greater than sectoral shocks* ($\sigma_{\hat{v}} > \sigma_{a^R}$); in (b), the *reverse* ($\sigma_{\hat{v}} < \sigma_{a^R}$).

depends on how the prices of the goods which are most heavily weighted in b **covary** with aggregate output: if the supply w_{ℓ} of the goods ℓ , whose components b_{ℓ} in the index have a substantial weight, are positively (negatively) correlated with aggregate output ($h(w_s)$), then ρ_{a^R} will be negative (positive). In view of Figure 4, when the correlation is relatively small, the potential gain is greater when the correlation is negative than when it is positive.

The risk characteristics of the nominal bond depend on the interaction between the real and

§4. Nominal versus Indexed Bond

the monetary sides of the economy. In the analysis that follows it is useful to distinguish two categories of economies depending on the role attributed to monetary policy:

(i) **Economies** in which a **primary** objective of **monetary** policy is to stabilize the **purchasing** power of money. **Most** developed countries are in this category with average annual inflation lying between 1 and 15% per annum and standard deviation of the same order of magnitude. Even in these economies, there **is always** some variability in the purchasing power of money due to imperfections in the control of the money supply process by the Central **Bank** or to the fact that monetary policy must **also** meet other objectives such as full-employment. This is the category of economies in which **the** absence of indexed bonds has been somewhat of a puzzle to economists.

(ii) Economies in which the money supply is used to finance government expenditure. These are **typically** economies in which **inflation** is high and very variable, the variability in inflation being due to periodic attempts to drastically lower the rate of inflation. Many less developed countries are in this category, **having** mean and standard deviation of inflation per annum in **excess** of 200%. In these **economies** nominal bonds are typically replaced by indexed bonds.

The economies in (i) and (ii) differ by the magnitude of $\sigma_{\bar{a}N}$. For both categories of economies, however, the statistical relation underlying the Phillips curve, namely that inflation and output are positively **correlated**, suggests that typically the purchasing power of money and output are negatively correlated ($\rho_{aR} < 0$). The fact that nominal bonds are **typically** used in economies of type (i), while indexed bonds are typically used in those of type (ii), can then be explained by the following proposition which is a corollary of Proposition 4.

Proposition 5 (Nominal versus Indexed Bond): Given $(\sigma_{\bar{a}R}, \rho_{aR})$ which depend on the *real* side of the economy, with $\rho_{aR} \neq \pm 1$, and *given* ρ_{aN} satisfying $-1 < \rho_{aN} \leq 0$, there exists a^* such that if $\sigma_{\bar{a}N} < a^*$, then **the** nominal bond leads to greater social welfare and if $\sigma_{\bar{a}N} > a^*$, then the indexed bond leads to greater social welfare.

Proof: Since $-1 < \rho_{aN} \leq 0$, by Proposition 4B, the function $g(\cdot, \rho_{aN})$ is strictly decreasing in a . Thus if a^* is defined by

$$g(\sigma^*, \rho_{aN}) = g(\sigma_{\bar{a}R}, \rho_{aR}) \equiv \bar{g}$$

then $g(\sigma_{\bar{a}N}, \rho_{aN}) > \bar{g}$ if $\sigma_{\bar{a}N} < a^*$, and $g(\sigma_{\bar{a}N}, \rho_{aN}) < \bar{g}$ if $\sigma_{\bar{a}N} > a^*$. \square

Thus in an economy which is subjected to real shocks there is always an interval $[0, a^*)$ of fluctuations in the **purchasing** power of money on which the nominal bond is preferred.

§4. Nominal versus Indexed Bond

This interval is larger, the **greater** the relative price fluctuations σ_{a^R} and the more **negative** the correlation $\rho_{a^N, v}$ between the purchasing power of money and aggregate output. The **existence** of **sectoral** shocks leading to relative price fluctuations and a relatively strong positive correlation **between inflation** and output may thus be two important elements which help to explain the lack of indexing in Western economies. The proposition **also** supports the observation that in economies with high and variable **inflation**, agents typically resort to indexed bonds. **For** even in economies with substantial **relative** price fluctuations there is always a level of **variation** in the **purchasing** power of money **beyond which** agents switch from a nominal to an indexed bond.

Proposition 5 extends in a **relatively** straightforward way to the case where there are many securities ($J > 1$) that generate the market **subspace** V . **If** neither ρ_{a^R} nor ρ_{a^N} are in $\partial\mathcal{R}$, that is, if neither the indexed **nor** the nominal bond is perfectly correlated with a marketed (real) **income** stream $y \in V$ ($\rho(a^R, y) \neq \pm 1$ and $\rho(a^N, y) \neq \pm 1, \forall y \in V$) and if $\rho(a^N, \eta) \leq 0$, where the least risky income stream η in V no longer coincides with aggregate output $h(w_1)$, then **by** Proposition 4B, $g(\cdot, \rho_{a^N})$ is strictly decreasing in a so that there exists a σ^* with the properties stated in Proposition 5, namely if $\sigma_{a^N} < a^*$ then the nominal bond is preferred, while if $\sigma_{a^N} > a^*$ then the indexed bond gives greater social welfare. If the least risky income stream η in V is positively correlated with aggregate output $h(w_1)$, then the condition $\rho(a^N, \eta) \leq 0$ is likely to be satisfied. A qualitative analysis similar to that given for the single security case can then be made in the more realistic case $J > 1$ — many securities inevitably being **required** if the spanning Assumption **S** is to be a reasonable approximation.

(c) When the restriction to trading only one of the two **bonds** is a reasonable **assumption**.

The analysis in (b) was based on the assumption that only one of the two bonds is traded. We need to clarify the conditions under which this restriction is reasonable. For there can be **circumstances** when the correlations $\rho(a^N, w)$, $\rho(a^R, w)$ and $\rho(a^R, a^N)$ are such that agents would **be** much better off trading both the nominal and the indexed bond, so that restricting them to trading only one of the **two** securities gives an artificial result. The analysis in (b) leads to a result with explanatory power only if, when agents trade the preferred bond, augmenting their opportunity set by permitting trade in the other bond would not add much to their welfare. In such circumstances, even a small transaction cost would cancel the benefit of using the second-best bond.

To cover the two cases where the nominal (resp. indexed) bond is preferred, let a denote the preferred bond and let a' denote the second best bond. The market **subspace** when the

§5. Proof of Properties of the Statistical Gains Function

preferred bond (from the analysis in (b) above) is used is $W = (V, a)$ and by Proposition 4, the **maximum** welfare gain from adding the second bond a' is $1 - E(\eta_w)$, where η_w is the least risky security in W . There are two reasons why introducing the bond a' may add only a smaller welfare gain. First, the maximum potential gain $1 - E(\eta_w)$ from introducing any additional security may be small. Second, the characteristics of the bond a' may be such that **only** a **small** part of this maximum gain can be captured: since a is preferred to a' , the least risky security η_w **must** be closer to 1 than a' i.e. $\sigma(\hat{a}') > \sigma(\hat{\eta}_w)$, so that a' falls into the high **variability** category of Proposition 4, in **which** the gain may be zero.

In the case of economies of **type** (i), in which the nominal bond is preferred, a **combination** of these two reasons serves to **explain** why the indexed bond is not more widely **used**. First, if the nominal bond is **negatively** correlated with most of the securities V (the stocks), then **diversification** between the **nominal** bond and the stocks may permit risks to be significantly reduced, in which case $\sigma(\hat{\eta}_w)$ is small. If $\sigma(\hat{a}^R)$ is relatively large and the correlation $\rho(a^R, \hat{\eta}_w)$ is **positive** then the gains from introducing a^R may be close to the **minimum** which is zero.

In the case of economies of **type** (ii), in which the indexed bond is preferred, it is the second reason which is likely to explain why the nominal bond is not used. Even if the potential gain is large, the nominal bond is not well-adapted to capture these gains, since the high **variability** of \hat{a}^N is not compensated by a high correlation with real variables. In these economies the correlation **between** money and real output (the Phillips curve) is likely to be **significantly** reduced. First, variations in the *ppm* are due to alternations between periods of high government expenditure supported by increases in the money supply and periods of **stabilization**, whose timing has more to do with political events than with the objective of **smoothing** real output. Second, **indexation** serves to isolate the private sector from the impact of monetary shocks. By Proposition 4, in the high variability case, the **minimum** gain of zero occurs when $\rho(a^N, \eta_w) = \sigma_{\hat{\eta}_w} \setminus \sigma_{\hat{a}^N}$: thus if the variability $\sigma_{\hat{a}^N}$ is very high and $\rho(a^N, \eta_w) \simeq 0$, then the welfare gain from **introducing** the nominal bond is likely to be close to zero.

5. Proof of Properties of the Statistical Gains Function

In this section we prove Propositions 3 and 4. The order of the proof will not exactly follow the statements of these propositions. It is convenient to begin by calculating the statistical gains function, namely the function $g(\sigma_{\hat{a}}, \rho_a)$ which expresses the welfare gain $G(a)$ from a bond a as a function of its normalized **standard** deviation and its vector of correlation coefficients with the

§5. Proof of Properties of the Statistical Gains Function

underlying securities v^1, \dots, v^J ((iii) of Proposition 3). We then exhibit the domain on which the function $g(\sigma, \mathbf{p})$ expresses the **welfare** gain of some random income stream $\mathbf{a} \in \mathbf{R}^S$ ((i) and (ii) of Proposition 3). Finally we **establish** the properties of g as a function of \mathbf{p} and \mathbf{a} (A and B of Proposition 4).

Some matrix notation **simplifies** the calculation of g . Since the purchasing power payoffs on the securities can be normalized to **have** unit expectation, we let

$$\hat{V} = \begin{bmatrix} \hat{v}_1^1 & \dots & \hat{v}_1^J \\ \vdots & & \vdots \\ \hat{v}_S^1 & \dots & \hat{v}_S^J \end{bmatrix}, \quad \hat{v}^j = \frac{v^j}{E(v^j)}$$

denote the matrix of normalized **payoffs**. The $J \times J$ diagonal matrix of standard deviations of these J normalized payoffs is denoted by

$$\sigma_{\hat{V}} = \begin{bmatrix} \sigma_{\hat{v}^1} & \dots & 0 \\ \vdots & \ddots & \vdots \\ 0 & \dots & \sigma_{\hat{v}^J} \end{bmatrix}$$

and $\rho_V = [\rho_{v^i v^j}]_{i,j=1,\dots,J}$ denotes their $J \times J$ matrix of correlation coefficients. For some intermediate **calculations**, it is convenient to introduce the following measure of stochastic dependence, defined for **non-centered** random variables: if $x, y \in \mathbf{R}^S$, $E(x) \neq 0$, $E(y) \neq 0$ define

$$k(x, y) = E(\hat{x}\hat{y}) = \frac{E(xy)}{E(x)E(y)}$$

Since $k(x, y) = 1 + \rho(x, y)\sigma(\hat{x})\sigma(\hat{y})$, $k(x, y)$ is greater (less) than 1 for positively (negatively) correlated random variables. This measure of stochastic dependence appears naturally in the projection formulae. Thus we define

$$k_{\mathbf{a}} = (k_{\mathbf{a}1}, \dots, k_{\mathbf{a}J}) = (k(\mathbf{a}, v^1), \dots, k(\mathbf{a}, v^J))$$

$$K = \begin{bmatrix} k(v^1, v^1) & \dots & k(v^1, v^J) \\ \vdots & & \vdots \\ k(v^J, v^1) & \dots & k(v^J, v^J) \end{bmatrix} = \hat{V}^T[\gamma]\hat{V}$$

Computation of the function g . Recall that the gain function $G : \mathbf{R}^S \rightarrow \mathbf{R}$ is defined by $G(\mathbf{a}) = (\|\eta_{\mathcal{V}_{\mathbf{a}}}\|_{\gamma}^2 - \|\eta\|_{\gamma}^2)$. Not surprisingly, the reduction in the distance from $\mathbf{1}$ (or the increase of the length of the projection) achieved by changing the market **subspace** from \mathcal{V} to $\mathcal{V}_{\mathbf{a}} = (V, \mathbf{a})$ depends **only** on the **innovation** component of \mathbf{a} relative to the **subspace** V . Let

$$\mathbf{a} = \mathbf{a}^* + \mathbf{a}', \quad \mathbf{a}^* \in \mathcal{V}, \quad \mathbf{a}' \in \mathcal{V}^{\perp}$$

§5. Proof of Properties of the Statistical Gains Function

denote the decomposition of \mathbf{a} into its component \mathbf{a}' on V and its *innovation component* $\mathbf{a}' \in V^\perp$ and let $\eta_{\mathbf{a}'} = \text{proj}_{\langle \mathbf{a}' \rangle} \mathbf{1}$ denote the projection of $\mathbf{1}$ onto the one-dimensional subspace generated by \mathbf{a}' .

Lemma 1: The welfare gain $G(\mathbf{a})$ from introducing a bond $\mathbf{a} \in \mathbf{R}^S$ is given by $G(\mathbf{a}) = \|\eta_{\mathbf{a}'}\|_\gamma^2$.

Proof: The decomposition of $\mathbf{1}$ onto $\mathcal{V}_{\mathbf{a}}$ and its orthogonal complement $\mathcal{V}_{\mathbf{a}}^\perp$ gives

$$\mathbf{1} = \eta_{\mathcal{V}_{\mathbf{a}}} + \mathbf{1}', \quad \eta_{\mathcal{V}_{\mathbf{a}}} \in \mathcal{V}_{\mathbf{a}}, \quad \mathbf{1}' \in \mathcal{V}_{\mathbf{a}}^\perp$$

Since $\mathcal{V}_{\mathbf{a}} = V \oplus \langle \mathbf{a}' \rangle$, $\eta_{\mathcal{V}_{\mathbf{a}}}$ can in turn be decomposed into

$$\eta_{\mathcal{V}_{\mathbf{a}}} = u + v, \quad u \in V, \quad v \in \langle \mathbf{a}' \rangle$$

so that $\mathbf{1} = u + v + \mathbf{1}'$. Since $v \in \langle \mathbf{a}' \rangle \subset \mathcal{V}_{\mathbf{a}}^\perp$ and $\mathbf{1}' \in \mathcal{V}_{\mathbf{a}}^\perp \subset \mathcal{V}^\perp$, by uniqueness of the orthogonal decomposition $u = \eta_V$. Since $u \in V \subset \langle \mathbf{a}' \rangle^\perp$ and $\mathbf{1}' \in \mathcal{V}_{\mathbf{a}}^\perp \subset \langle \mathbf{a}' \rangle^\perp$, $v = \eta_{\mathbf{a}'}$. Thus $\eta_{\mathcal{V}_{\mathbf{a}}} = \eta_V + \eta_{\mathbf{a}'}$ and by Pythagoras theorem $G(\mathbf{a}) = \|\eta_{\mathcal{V}_{\mathbf{a}}}\|_\gamma^2 = \|\eta_V\|_\gamma^2 + \|\eta_{\mathbf{a}'}\|_\gamma^2$. \square

Lemma 2: The welfare gains function $G : \mathbf{R}^S \rightarrow \mathbf{R}$ can be expressed as a function $\tilde{g} : \mathbf{R}_+ \times \mathbf{R}^J \rightarrow \mathbf{R}$ of the normalized variables $(E(\hat{\mathbf{a}}^2), k_a)$ for all $\mathbf{a} \in \mathbf{R}^S$ such that $E(\mathbf{a}) \neq 0$

$$G(\mathbf{a}) = \tilde{g}(E(\hat{\mathbf{a}}^2), k_a) = \begin{cases} \frac{(1 - \mathbf{1}^T K^{-1} k_a)^2}{E(\hat{\mathbf{a}}^2) - k_a^T K^{-1} k_a}, & \text{if } \mathbf{a} \notin (V) \\ 0, & \text{if } \mathbf{a} \in (V) \end{cases} \quad (1)$$

Proof: By formula (4) of section 3 for the projection matrix B_W with $W = \langle \mathbf{a}' \rangle$,

$$\eta_{\mathbf{a}'} = \mathbf{a}' [\mathbf{a}'^T [\gamma] \mathbf{a}']^{-1} \mathbf{a}'^T [\gamma] \mathbf{1} = \frac{E(\mathbf{a}')}{E(\mathbf{a}'^2)} \mathbf{a}'$$

so that

$$G(\mathbf{a}) = \|\eta_{\mathbf{a}'}\|_\gamma^2 = \frac{E(\mathbf{a}'^2)}{E(\mathbf{a}'^2)} = \frac{(\mathbf{1}^T [\gamma] \mathbf{a}')^2}{\mathbf{a}'^T [\gamma] \mathbf{a}'}$$

Since $\mathbf{a}' = \mathbf{a} - B_V \mathbf{a}$,

$$G(\mathbf{a}) = \frac{(E(\mathbf{a}) - \mathbf{1}^T [\gamma] B_V \mathbf{a})^2}{(\mathbf{a} - B_V \mathbf{a})^T [\gamma] (\mathbf{a} - B_V \mathbf{a})} = \frac{(1 - \mathbf{1}^T [\gamma] B_V \hat{\mathbf{a}})^2}{E(\hat{\mathbf{a}}^2) - \hat{\mathbf{a}}^T [\gamma] B_V \hat{\mathbf{a}}}$$

where the second equality is obtained by dividing the numerator and denominator by $E(\mathbf{a})^2$ and exploiting the orthogonality of \mathbf{a} and \mathbf{a}' : $\mathbf{a}^T [\gamma] (\mathbf{a} - B_V \mathbf{a}) = 0$. Since the y -projection onto

§5. Proof of Properties of the Statistical Gains Function

(V) is not affected by the length of the vectors which span the subspace (V), the γ -projection matrix can be written as

$$B_V = \hat{V}[\hat{V}^T[\gamma]\hat{V}]^{-1}\hat{V}^T[\gamma] = \hat{V}K^{-1}\hat{V}^T[\gamma]$$

Using the relations $\mathbf{1}^T[\gamma]\hat{V} = \mathbf{1}^T$ and $\hat{V}^T[\gamma]\hat{\mathbf{a}} = k_a$ leads to formula (1). \square

Since the variables $(E(\hat{\mathbf{a}}^2), k_a)$ can be expressed as functions of (σ_a, ρ_a) ,

$$E(\hat{\mathbf{a}}^2) = 1 + \sigma_a^2, \quad k_a = \mathbf{1} + \sigma_a[\sigma_{\hat{V}}]\rho_a \quad (2)$$

substituting the expressions in (2) into equation (1), leads to a function $g(\sigma_a, \rho_a)$ satisfying

$$G(a) = g(\sigma_a, \rho_a) = \tilde{g}\left(1 + \sigma_a^2, \mathbf{1} + \sigma_a[\sigma_{\hat{V}}]\rho_a\right)$$

which proves (iii) of Proposition 3. The exact formula for g is cumbersome and it is always more convenient to make calculations using the function \tilde{g} .

Consider therefore the functions $\tilde{g} : \mathbb{R} \times \mathbb{R}^J \longrightarrow \mathbb{R}$ defined by

$$\tilde{g}(m, k) = \begin{cases} \frac{1 - \mathbf{1}^T K^{-1}k}{m - k^T K^{-1}k}, & \text{if } m \neq k^T K^{-1}k \\ 0, & \text{if } m = k^T K^{-1}k \end{cases} \quad (3)$$

and $g : \mathbb{R} \times \mathbb{R}^J \longrightarrow \mathbb{R}$ defined by

$$g(\sigma, \rho) = \tilde{g}\left(1 + \sigma^2, \mathbf{1} + \sigma[\sigma_{\hat{V}}]\rho\right) \quad (4)$$

When the variables (a, ρ) correspond to the standard deviation and vector of correlation coefficients of a normalized random variable $\hat{\mathbf{a}} \in \mathbb{R}^S$, then $g(\sigma, \rho)$ is the welfare gain attributable to the bond a . Thus the properties of g need to be studied only for these relevant values of (a, ρ) which we now characterize.

Relevant domain of g . We begin by proving the sufficiency part of Proposition 3(i).

Lemma 3: If $\mathbf{a} \in \mathbb{R}^S$, then either $(a, \rho_a) = (0, 0)$ or $\sigma_a > 0$ and ρ_a is such that $[\rho_V - \rho_a \rho_a^T]$ is positive semi-definite. Furthermore if $E(\mathbf{a}) \neq 0$ and $\sigma_a > 0$ then the following properties are equivalent:

- (i) $\det [\rho_V - \rho_a \rho_a^T] = 0$
- (ii) there exists $y \in V$ such that $\rho(\mathbf{a}, y) = \pm 1$

§5. Proof of Properties of the Statistical Gains Function

(iii) there exist $y \in V$ and $\lambda \in \mathbf{R}$ such that $\hat{\mathbf{a}} - \mathbf{1} = \lambda(y - E(y)\mathbf{1})$

Note that if $\mathbf{a} \notin V$ then (iii) implies that $\mathbf{1} \in \mathcal{V}_{\mathbf{a}}$

Proof: If $\mathbf{a} \in \mathbf{R}^S$, then $-1 \leq \rho(\mathbf{a}, y) \leq 1$ for all $y \in \mathbf{R}^S$ and in particular for all $y \in V$. If $\sigma(\mathbf{a}) = 0$ and $E(\mathbf{a}) \neq 0$ then $\mathbf{a} = \lambda\mathbf{1}$ and $\rho_{\mathbf{a}} = 0$. If $\sigma(\mathbf{a}) > 0$, then $-1 \leq \rho(\mathbf{a}, y) \leq 1$, $\forall y \in V$ is equivalent to

$$\left(\sum_{j=1}^J \tilde{\lambda}_j \rho_{\mathbf{a}v_j} \sigma_{\mathbf{a}} \sigma_{v_j} \right)^2 \leq \sigma_{\mathbf{a}}^2 \left(\sum_{i=1}^J \sum_{j=1}^J \tilde{\lambda}_i \tilde{\lambda}_j \rho_{v_i v_j} \sigma_{v_i} \sigma_{v_j} \right), \quad \forall \tilde{\lambda} \in \mathbf{R}^J \quad (5)$$

Letting $\lambda_j = \tilde{\lambda}_j \sigma_{v_j}$, (5) is equivalent to $\lambda^T \rho_{\mathbf{a}} \rho_{\mathbf{a}}^T \lambda \leq \lambda^T \rho_V \lambda$ for all $\lambda \in \mathbf{R}^J$ or $[\rho_V - \rho_{\mathbf{a}} \rho_{\mathbf{a}}^T]$ positive semi-definite. There exists $y \in V$ such that $\rho(\mathbf{a}, y) = \pm 1$ if and only if there exists $\tilde{\lambda} \in \mathbf{R}^J$ such that (5) holds with equality, or if and only if there exists $\lambda \in \mathbf{R}^J$ such that $\lambda^T [\rho_V - \rho_{\mathbf{a}} \rho_{\mathbf{a}}^T] \lambda = 0 \iff \det [\rho_V - \rho_{\mathbf{a}} \rho_{\mathbf{a}}^T] = 0$. Thus (i) is equivalent to (ii). On the other hand (ii) is equivalent to

$$[\|\mathbf{a} - E(\mathbf{a})\mathbf{1}, y - E(y)\mathbf{1}\|]^2 = \|\mathbf{a} - E(\mathbf{a})\mathbf{1}\|_{\gamma}^2 \|y - E(y)\mathbf{1}\|_{\gamma}^2 \neq 0 \quad \text{for some } y \in V$$

If $E(\mathbf{a}) \neq 0$, dividing by $(E(\mathbf{a}))^2$ gives

$$[\|\hat{\mathbf{a}} - \mathbf{1}, y - E(y)\mathbf{1}\|]^2 = \|\hat{\mathbf{a}} - \mathbf{1}\|_{\gamma}^2 \|y - E(y)\mathbf{1}\|_{\gamma}^2 \neq 0 \quad \text{for some } y \in V$$

By the Cauchy-Schwartz inequality this occurs if and only if $\hat{\mathbf{a}} - \mathbf{1}$ and $y - E(y)\mathbf{1}$, which are non-zero, are linearly dependent, which gives (iii). (iii) can be written as $(1 - \lambda E(y))\mathbf{1} = \mathbf{a} - \lambda y$ for some $\lambda \in \mathbf{R}$. If $\mathbf{a} \notin V$ then $1 - \lambda E(y) \neq 0$ and $\mathbf{1} \in \mathcal{V}_{\mathbf{a}}$. \square

The next lemma proves that the restriction $\mathbf{a} > 0$ and $[\rho_V - \rho \rho^T]$ positive semi-definite, completely characterizes the (σ, ρ) which correspond to the standard deviation and vector of correlation coefficients of non-constant random variables in \mathbf{R}^S .

Lemma 4: Let $\mathcal{R} = \{\rho \in \mathbf{R}^J \mid [\rho_V - \rho \rho^T] \text{ is positive semi-definite}\}$

(i) \mathcal{R} is a convex subset of \mathbf{R}^J

(ii) $\partial \mathcal{R} = \{\rho \in \mathbf{R}^J \mid \det [\rho_V - \rho \rho^T] = 0\}$

(iii) If $(\mathbf{a}, \mathbf{p}) \in (0, 0) \cup \mathbf{R}_{++} \times \mathcal{R}$, then there exists $\mathbf{a} \in \mathbf{R}^S$ with $E(\mathbf{a}) \neq 0$ such that $(\mathbf{a}, \rho_{\mathbf{a}}) = (\sigma, \rho)$.

Proof: The proof of (i) and (ii) is straightforward and is left to the reader. Proving (iii) is equivalent to showing that if $\mathbf{a} > 0$ and $\mathbf{p} \in \mathcal{R}$ then the following system of equations has a solution:

§5. Proof of Properties of the Statistical Gains Function

Find $\mathbf{a} \in \mathbf{R}^S$ such that

$$(A) \quad \begin{cases} \sum_{s=1}^S \gamma_s (\mathbf{a}_s - E(\mathbf{a})) (v_s^j - E(v^j)) = \rho_j \sigma \sigma_{vj}, & j = 1, \dots, J \\ \sum_{s=1}^S \gamma_s \mathbf{a}_s = E(\mathbf{a}) \\ \sum_{s=1}^S \gamma_s (\mathbf{a}_s - E(\mathbf{a}))^2 = \sigma^2 \end{cases}$$

In terms of the standardized variables

$$x_s = \frac{\mathbf{a}_s - E(\mathbf{a})}{\sigma}, \quad c_s^j = \frac{v_s^j - E(v^j)}{\sigma_{vj}}, \quad s = 1, \dots, J, \quad j = 1, \dots, J$$

the problem (A) is equivalent to:

Find $x \in \mathbf{R}^S$ such that

$$(A') \quad \begin{cases} \sum_{s=1}^S \gamma_s x_s c_s^j = \rho_j, & j = 1, \dots, J \\ \sum_{s=1}^S \gamma_s x_s = 0 \\ \sum_{s=1}^S \gamma_s x_s^2 = 1 \end{cases} \iff \begin{cases} \hat{C}[\gamma]x = \begin{bmatrix} \rho \\ 0 \end{bmatrix} \\ x^T[\gamma]x = 1 \end{cases} \quad \hat{C} = \begin{bmatrix} C \\ \mathbf{1} \end{bmatrix} = \begin{bmatrix} c_1^1 & \dots & c_S^1 \\ \vdots & & \vdots \\ c_1^J & \dots & c_S^J \\ 1 & \dots & 1 \end{bmatrix}$$

Since $\text{rank } \hat{C} \leq J + 1 < S$, the problem (A') has a solution if and only if the minimum value function

$$(\mathcal{P}) \quad h(\rho) = \min \left\{ x^T[\gamma]x \mid \hat{C}[\gamma]x = \begin{bmatrix} \rho \\ 0 \end{bmatrix}, x \in \mathbf{R}^S \right\}$$

satisfies $h(\rho) \leq 1$. For if x^* gives the minimum of this problem then, for all solutions $y \in \mathbf{R}^S$ of the homogeneous equations $\hat{C}[\gamma]y = 0$, $x = x^* + \lambda y$ satisfies $\hat{C}[\gamma]x = \begin{bmatrix} \rho \\ 0 \end{bmatrix}$ and an appropriate choice of λ leads to $x^T[\gamma]x = 1$. The solution of the problem (P) is given by $x^* = C\rho_V^{-1}\rho$ where $\rho_V = C[\gamma]C^T$ is the symmetric positive definite matrix of correlation coefficients of the vectors v^1, \dots, v^J , and $h(\rho) = x^{*T}[\gamma]x^* = \rho^T \rho_V^{-1} \rho$. If $[\rho_V - \rho\rho^T]$ is positive semi-definite, then for $\xi = \rho_V^{-1}\rho$, $\xi^T[\rho_V - \rho\rho^T]\xi \geq 0$ which implies $\rho^T \rho_V^{-1} \rho - (\rho^T \rho_V^{-1} \rho)^2 \geq 0$ and since $\rho^T \rho_V^{-1} \rho > 0$, $h(\rho) \leq 1$.

Note that for any $(\sigma, \rho) \in \mathbf{R}_{++} \times \mathbf{R}$, the expected value of the random variables $\mathbf{a} \in \mathbf{R}^S$ such that $(\sigma_a, \rho_a) = (a, \rho)$ is arbitrary: if x is a solution to (A'), then for any $\lambda \in \mathbf{R}$, $\mathbf{a} = \sigma x + \lambda \mathbf{1}$ is a solution to (A). \square

§5. Proof of Properties of the Statistical Gains Function

Lemmas 1-4 complete the proof of Proposition 3. It remains to establish the properties of the statistical gains function g on the domain $\mathbb{R}_{++} \times \mathbb{R}$.

Properties of the function g . The function $g(\sigma, p)$ defined by (4) is obtained from the function $\tilde{g}(m, k)$ defined by (3), via the change of variable

$$m = 1 + \sigma^2, \quad k = 1 + \sigma[\sigma_V]\rho \quad (6)$$

While the variables (a, p) have a more natural economic interpretation, the variables (m, k) are better adapted to analyzing properties derived from projection formulae: the properties of $g(\sigma, p)$ will thus be derived from the properties of the function $\tilde{g}(m, k)$.

The function $\tilde{g}(m, k)$ is rational function which we write as

$$\tilde{g}(m, k) = \begin{cases} \frac{N(k)}{Q(m, k)}, & \text{if } Q(m, k) \neq 0 \\ 0, & \text{if } Q(m, k) = 0 \end{cases}$$

The relevant domain for \tilde{g} is the image of $\mathbb{R}_{++} \times \mathbb{R}$ under the change of variable (6). It is convenient to begin by studying when the denominator $Q(m, k)$ vanishes.

Lemma 5: If $(a, p) \in \mathbb{R}_{++} \times \mathcal{R}$ and (m, k) is defined by (6), then

- (i) $Q(m, k) \geq 0$
- (ii) $Q(m, k) = 0 \iff$ every $a \in \mathbb{R}^S$ such that $(a, \rho_a) = (a, p)$ satisfies $a \in V$
- (iii) $Q(m, k) = 0 \implies \rho \in \partial\mathcal{R}$ and $a \geq \sigma_{\hat{\eta}}$.

Proof: Let $a \in \mathbb{R}^S$ be such that $(\sigma_{\hat{a}}, \rho_a) = (a, p)$ and let (m, k) be deduced from (a, p) by (6), then $\tilde{g}(m, k) = (E(a'))^2 / E(a'^2)$ where a' is the innovation component of a relative to V . Thus $Q(m, k) = E(a'^2) \geq 0$ and $Q(m, k) = 0$ if and only if $a' = 0 \iff a \in V$, which proves (i) and (ii). If $a \in V$, then there exists $y \in \mathcal{V}$ ($y = a$) such that $\rho(a, y) = 1$, and by Lemmas 3 and 4, $\rho \in \partial\mathcal{R}$. Moreover in this case $a = \sigma_{\hat{a}} \geq \sigma_{\hat{\eta}}$, since $\sigma_{\hat{a}} < \sigma_{\hat{\eta}}$ would contradict the minimum risk property of $\hat{\eta}$ in Proposition 2 (ii) b. \square

Lemma 6: For all $a \in \mathbb{R}_{++}$, $g(\sigma, \cdot)$ is a convex function on $\text{int } \mathbb{R}$.

Proof: Given the linearity of the change of variable (6), it suffices to prove that $k \mapsto \tilde{g}(m, k)$ is a convex function of k on the domain $Q(m, k) > 0$. The matrix of second derivatives of \tilde{g}

§5. Proof of Properties of the Statistical Gains Function

with respect to k is given by

$$\begin{aligned} D_{kk}^2 \tilde{g}(m, k) &= \frac{D^2 N(k)}{Q(m, k)} + N(k) D_{kk}^2 \left(\frac{1}{Q(m, k)} \right) \\ &\quad + \nabla N(k) \nabla_k^T \left(\frac{1}{Q(m, k)} \right) + \nabla_k \left(\frac{1}{Q(m, k)} \right) \nabla^T N(k) \end{aligned} \quad (7)$$

where ∇ (resp. ∇^T) denotes the gradient (resp. transpose of the gradient) and where

$$\begin{aligned} \nabla N(k) &= -2(1 - \mathbf{1}^T K^{-1} k) K^{-1} \mathbf{1} \\ D^2 N(k) &= 2K^{-1} \mathbf{1} \mathbf{1}^T K^{-1} \\ \nabla_k \left(\frac{1}{Q(m, k)} \right) &= \frac{2K^{-1} k}{Q^2(m, k)} \\ D_{kk}^2 \left(\frac{1}{Q(m, k)} \right) &= \frac{2K^{-1}}{Q^2(m, k)} + \frac{8K^{-1} k k^T K^{-1}}{Q^3(m, k)} \end{aligned}$$

Inserting these expressions into (7) leads to

$$\begin{aligned} x^T [D_{kk}^2 \tilde{g}] x &= \frac{2}{Q} \left(x^T K^{-1} \mathbf{1} - \frac{2(1 - \mathbf{1}^T K^{-1} k) x^T K^{-1} k}{Q} \right)^2 \\ &\quad + \frac{2x^T K^{-1} x (1 - \mathbf{1}^T K^{-1} k)^2}{Q^2} \end{aligned}$$

which is non-negative for all $x \in \mathbb{R}^J$, since K^{-1} is positive definite and $Q > 0$. \square

We now study the minima of the function $g(\sigma, \cdot)$. Since g is a convex function of $\text{int } \mathcal{R}$, the values of $\rho \in \text{int } \mathcal{R}$ for which g attains a minimum are the solutions of the first order condition $\nabla_\rho g(\sigma, \rho) = 0$. Since

$$\nabla_\rho g(\sigma, \rho) = \sigma[\sigma_{\hat{\nu}}] \nabla_k \tilde{g}$$

and since $[\sigma_{\hat{\nu}}]$ is invertible, these values of ρ correspond to the values of k such that $\nabla_k \tilde{g}(m, k) = 0$ (with $m = \mathbf{1} + \sigma^2$). Define the functions $H : \mathbb{R}^J \rightarrow \mathbb{R}$ and $F : \mathbb{R}^J \rightarrow \mathbb{R}^J$

$$H(k) = 1 - \mathbf{1}^T K^{-1} k, \quad F(m, k) = (k^T K^{-1} k - m) \mathbf{1} + (1 - \mathbf{1}^T K^{-1} k) k \quad (8)$$

noting that the numerator of \tilde{g} satisfies $N(k) = (H(k))^2$. Then

$$\nabla_k \tilde{g}(m, k) = \frac{2H(k) K^{-1} F(m, k)}{Q^2(m, k)}$$

Since K^{-1} is invertible, $\nabla_k \tilde{g}(m, k) = 0$ if and only if

$$\text{either (i) } H(k) = 0$$

§5. Proof of Properties of the Statistical Gains Function

$$\text{or (ii) } F(m, k) = 0$$

The next two lemmas locate the zeros of \mathbf{H} and \mathbf{F} respectively. For fixed $m = 1 + \sigma^2$, the zeros of \mathbf{H} define a hyperplane in \mathbf{R}^J .

$$\mathcal{H}_\sigma = \{ \rho \in \mathbf{R}^J \mid H(\mathbf{1} + \sigma[\sigma_{\hat{V}}]\rho) = 0 \}$$

Lemma 7: (a) Let $\rho \in \mathcal{H}_\sigma \cap \mathcal{R}$, then (i) $g(\sigma, \rho) = 0$ and (ii) $\mathbf{a} \in \mathbf{R}^S$ is such that $(a, \rho) = (a, \rho)$ if and only if

$$\rho(\mathbf{a}, \eta) = \frac{\sigma_{\hat{\eta}}}{\sigma} \iff [\hat{\mathbf{a}}, \mathbf{1} - \eta] = 0 \iff \eta_{\mathcal{V}_a} = \eta$$

(β) If $a < \sigma_{\hat{\eta}}$, then \mathcal{H}_σ does not intersect \mathcal{R} .

(γ) If $a = \sigma_{\hat{\eta}}$, then \mathcal{H}_σ is tangent to \mathcal{R} at the unique point $p^* = \sigma_{\hat{\eta}}[\sigma_{\hat{V}}]^{-1} \mathbf{1} \in \partial \mathcal{R}$.

(δ) If $a > \sigma_{\hat{\eta}}$, then \mathcal{H}_σ intersects \mathcal{R} and the relative interior of $\mathcal{H}_\sigma \cap \text{int } \mathbf{R}$ is an open subset of dimension $J - 1$.

Proof: (α) (i) If $\rho \in \mathcal{H}_\sigma \cap \mathcal{R}$ then $g(\sigma, \rho) = \tilde{g}(m, k) = \frac{(H(k))^2}{Q(m, k)} = 0$. (ii) Note that $E(\hat{v}^j) = 1, j = 1, \dots, J$ implies $\hat{V}^T[\gamma] \mathbf{1} = \mathbf{1}$. Thus η , which is the projection of $\mathbf{1}$ onto (V) , is given by

$$\eta = \hat{V} [\hat{V}^T[\gamma] \hat{V}]^{-1} \hat{V}^T[\gamma] \mathbf{1} = \hat{V} K^{-1} \mathbf{1} \quad (9)$$

so that

$$E(\eta) = \mathbf{1}^T[\gamma] \hat{V} K^{-1} \mathbf{1} = \mathbf{1}^T K^{-1} \mathbf{1} \quad (10)$$

Thus if $\mathbf{a} \in \mathbf{R}^S$, since $k_a = (E(\hat{v}^1, \hat{\mathbf{a}}), \dots, E(\hat{v}^J, \hat{\mathbf{a}})) = \hat{V}[\gamma] \hat{\mathbf{a}}$

$$E(\hat{\mathbf{a}}\eta) = \mathbf{1}^T K^{-1} \hat{V}^T[\gamma] \hat{\mathbf{a}} = \mathbf{1}^T K^{-1} k_a \quad (11)$$

(11) and the definition of \mathbf{H} in (8) imply

$$H(k) = 0 \iff 1 - E(\hat{\mathbf{a}}\eta) = 0 \iff [[\hat{\mathbf{a}}, \mathbf{1} - \eta]] = 0$$

Thus $\mathbf{1} - \eta$ is orthogonal to $\hat{\mathbf{a}}$. Since by definition $\mathbf{1} - \eta$ is orthogonal to \mathbf{V} , $\mathbf{1} - \eta \in \mathcal{V}_a^\perp$ which implies that η is the projection of $\mathbf{1}$ onto \mathcal{V}_a i.e. $\eta = \eta_{\mathcal{V}_a}$. Furthermore $1 - E(\hat{\mathbf{a}}\eta) = 0 \iff 1 - E(\eta) - \rho(\mathbf{a}, \eta)\sigma\sigma_{\hat{\eta}} = 0$ and dividing by $E(\eta)$ this is equivalent to

$$\frac{1}{E(\eta)} - 1 - \rho(\mathbf{a}, \eta)\sigma\sigma_{\hat{\eta}} = 0 \iff \rho(\mathbf{a}, \eta) = \frac{\sigma_{\hat{\eta}}}{\sigma}$$

where the last step is derived from the equality $\sigma_{\hat{\eta}}^2 = \frac{1}{E(\eta)} - 1$ proved in Proposition 2 (iii).

§5. Proof of Properties of the Statistical Gains Function

(β) By $(\mathbf{a})_\rho \in \mathcal{H}_\sigma \cap \mathcal{R}$ implies $\rho(\mathbf{a}, \eta) = \sigma_{\hat{\eta}}/\sigma$ which is impossible if $\sigma < \sigma_{\hat{\eta}}$: thus $\mathcal{H}_\sigma \cap \mathcal{R} = \emptyset$.
 (γ) If $\mathbf{a} \in \mathbf{R}^S$ is such that $(\sigma_{\hat{\mathbf{a}}}, \rho_{\mathbf{a}}) = (\sigma, \rho)$ with $a = \sigma_{\hat{\eta}}$ and $\rho \in \mathcal{H}_\sigma \cap \mathcal{R}$ then by (α), $\rho(\mathbf{a}, \eta) = 1$ and by Lemma 3, $\hat{\mathbf{a}} - \mathbf{1} = \lambda(\eta - E(\eta)\mathbf{1}) = \lambda'(\hat{\eta} - \mathbf{1})$ with $\lambda' > 0$ since the correlation is positive. $\sigma_{\hat{\mathbf{a}}} = \sigma_{\hat{\eta}} \iff \|\mathbf{a} - \mathbf{1}\|_\gamma = \|\hat{\eta} - \mathbf{1}\|_\gamma$ which implies $\hat{\mathbf{a}} = \hat{\eta}$ so that $\rho_{\mathbf{a}} = \rho_{\hat{\eta}}$ and by Lemma 5, $\rho_{\hat{\eta}} \in \partial\mathcal{R}$. $\rho_{\hat{\eta}}$ is readily computed, since $k_{\hat{\eta}} = \hat{V}^T[\gamma]\hat{\eta} = \frac{1}{E(\eta)}\hat{V}^T[\gamma]\hat{V}K^{-1}\mathbf{1} = \frac{1}{E(\eta)}KK^{-1}\mathbf{1} = \frac{\rho}{E(\eta)}$ so that solving from $\mathbf{1} + \sigma_{\hat{\eta}}[\sigma_{\hat{V}}]\rho_{\hat{\eta}} = k_{\hat{\eta}}$ gives

$$\rho^* = \rho_{\hat{\eta}} = \frac{1}{\sigma_{\hat{\eta}}}[\sigma_{\hat{V}}]^{-1} \left(\frac{1}{E(\eta)} - 1 \right) \mathbf{1} = \sigma_{\hat{\eta}}[\sigma_{\hat{V}}]^{-1} \mathbf{1}$$

(6) Since \mathcal{H}_σ is a hyperplane in \mathbf{R}^J , it suffices to show that $\mathcal{H}_\sigma \cap \text{int } \mathcal{R} \neq \emptyset$. Consider $k^* = \frac{\mathbf{1}}{E(\eta)}$. By (10), $H(k^*) = 0$. Let us prove that ρ^* such that $k^* = \mathbf{1} + \sigma[\sigma_{\hat{V}}]\rho^*$ namely $\rho^* = \frac{\sigma_{\hat{\eta}}^2}{\sigma^2}[\sigma_{\hat{V}}]^{-1}\mathbf{1}$ lies in the interior of \mathcal{R} . For any $\lambda \in \mathbf{R}^J$, consider the vector $y = \sum_{j=1}^J \lambda_j \hat{v}^j$ with co-ordinates λ on the normalized basis of \mathcal{V} . Then

$$\begin{aligned} \lambda^T[\sigma_{\hat{V}}][\rho_V - \rho^* \rho^{*T}][\sigma_{\hat{V}}]\lambda &= \lambda^T[\sigma_{\hat{V}}]\rho_V[\sigma_{\hat{V}}]\lambda - \frac{\sigma_{\hat{\eta}}^4}{\sigma^2} \lambda^T \mathbf{1} \mathbf{1}^T \lambda \\ &= \sigma_y^2 - \frac{\sigma_{\hat{\eta}}^4}{\sigma^2} (E(y))^2 = \left(\sigma_y^2 - \frac{\sigma_{\hat{\eta}}^4}{\sigma^2} \right) (E(y))^2 \end{aligned}$$

Since $a > \sigma_{\hat{\eta}}$ and since $\hat{\eta}$ is the minimum risk income stream in \mathcal{V} , $\sigma_y \geq \sigma_{\hat{\eta}}$, so that the expression is always strictly positive, implying that $\rho^* \in \text{int } \mathcal{R}$. \square

For fixed $m = 1 + a^2$, the zeros of F define the subset of \mathbf{R}^J

$$\mathcal{F}_\sigma = \left\{ \rho \in \mathbf{R}^J \mid F(1 + \sigma^2, \mathbf{1} + \sigma[\sigma_{\hat{V}}]\rho) = 0 \right\}$$

Lemma 8: (a) If $a < a_*$, then $\mathcal{B} \cap \mathcal{R} = \{\rho^*\}$ where $\rho^* = \sigma[\sigma_{\hat{V}}]^{-1}\mathbf{1} = \left(\frac{\sigma}{\sigma_{\hat{v}1}}, \dots, \frac{\sigma}{\sigma_{\hat{v}J}} \right) \in \text{int } \mathcal{R}$, and

$$g(\sigma, \rho^*) = \frac{1}{1 + \sigma^2} - \frac{1}{1 + \sigma_{\hat{\eta}}^2} \quad (12)$$

(β) If $\sigma \geq \sigma_{\hat{\eta}}$, then $\mathcal{F}_\sigma \cap \mathcal{R} \subset \mathcal{H}_\sigma \cap \partial\mathcal{R}$.

Proof: By (8), $F(m, k) = -Q(m, k)\mathbf{1} + H(k)k$ so that F is a linear combination of the vectors $\{\mathbf{1}, k\}$. Either k is collinear to $\mathbf{1}$ or these vectors are linearly independent. In the first case $F = 0$ only if $k = m\mathbf{1}$ and this corresponds to a value ρ^* such that

$$\mathbf{1} + \sigma[\sigma_{\hat{V}}]\rho^* = (1 + \sigma^2)\mathbf{1} \iff \rho^* = \sigma[\sigma_{\hat{V}}]^{-1}\mathbf{1} \quad (13)$$

§5. Proof of Properties of the Statistical Gains Function

$p^* \in R$ if for all $\lambda \in \mathbf{R}^J$

$$\lambda^T [\sigma_V] [\rho_V - \rho^* \rho^{*T}] [\sigma_V] \lambda \geq 0$$

which is equivalent (see proof of Lemma 7(δ)) to $\sigma_y^2 - \sigma^2 \geq 0$ for all $y \in V$, or to $a \leq \sigma_{\hat{\eta}}$. If $\sigma < \sigma_{\hat{\eta}}$ then the inequality is strict so that $p^* \in \text{int } R$. Since $k^* = m l$, it follows from (10) that

$$\begin{aligned} g(\sigma, p^*) &= \tilde{g}(m, k^*) = \frac{(1 - m \mathbf{1}^T K^{-1} \mathbf{1})^2}{m - m^2 \mathbf{1}^T K^{-1} \mathbf{1}} - \frac{(1 - m E(\eta))^2}{m(1 - m E(\eta))} \\ &= \frac{1}{m} - E(\eta) = \frac{1}{1 + \sigma^2} - \frac{1}{1 + \sigma_{\hat{\eta}}^2} \end{aligned} \quad (14)$$

If $a = \sigma_{\hat{\eta}}$, then p^* is given by (1.3) with $a = \sigma_{\hat{\eta}}$ and thus coincides with the point in $\mathcal{H}_\sigma \cap \partial \mathcal{R}$ given by Lemma 7(γ) and $g(\sigma, p^*) = 0$.

If the vectors $\{k, I\}$ are linearly independent, then $F = 0$ if and only if $Q = 0$ and $H = 0$: by Lemma 5, the former implies $p \in \partial \mathcal{R}$ and $\sigma \geq \sigma_{\hat{\eta}}$ and the latter implies $p \in \mathcal{H}_\sigma$. Thus if $\sigma \geq \sigma_{\hat{\eta}}$, $\mathcal{F}_\sigma \cap \mathcal{R} \subset \mathcal{H}_\sigma \cap \partial \mathcal{R}$. \square

Since by Lemma 6, $g(\sigma, \cdot)$ is convex on $\text{int } R$, it follows from Lemmas 7 and 8 that if $a \leq \sigma_{\hat{\eta}}$ then $g(a, \cdot)$ attains its minimum at the unique point p^* given by (13), and $g(a, p^*)$ is given by (14). If $\sigma > \sigma_{\hat{\eta}}$ then $g(\sigma, \cdot)$ attains its minimum for all points p on the intersection of the hyperplane \mathcal{H}_σ with \mathcal{R} and $g(\sigma, p) = 0$ for all such points. By Lemma 7(α), $\mathcal{H}_\sigma \cap R$ coincides with the set \mathcal{R}_{r_σ} with $r_\sigma = \sigma_{\hat{\eta}}/\sigma$ consisting of the vectors $p \in R$ such that $p(a, \eta) = \sigma_{\hat{\eta}}/\sigma$ for all $a \in \mathbf{R}^S$ with $p_a = p$.

The next lemma locates the values of p for which $g(\sigma, \cdot)$ attains its maximum on R : this consists of all the boundary points of \mathcal{R} which do not lie on the hyperplane \mathcal{H}_σ . Since g is zero on \mathcal{H}_σ , it follows that g has a discontinuity at the boundary points which lie on \mathcal{H}_σ , when $J \geq 2$.

Lemma 9: (a) $g(\sigma, \cdot)$ attains its maximum on R for all $p \in \partial \mathcal{R} \setminus \mathcal{H}_\sigma$ and $g(\sigma, p) = 1 - E(\eta)$, $\forall p \in \partial \mathcal{R} \setminus \mathcal{H}_\sigma$.

(β) If $a < \sigma_{\hat{\eta}}$, then $g(\sigma, \cdot)$ is continuous on R . If $a \geq \sigma_{\hat{\eta}}$ and $J \geq 2$, then $g(\sigma, \cdot)$ has a discontinuity at $p \in \partial \mathcal{R} \cap \mathcal{H}_\sigma$ and $g(\sigma, p) = 0$, $\forall p \in \partial \mathcal{R} \cap \mathcal{H}_\sigma$.

Proof: (a) Since $g(\sigma, p) = G(a) = \|\eta_{V_a}\|_\gamma^2 - \|\eta_V\|_\gamma^2$, for all $a \in \mathbf{R}^S$ such that $(\sigma_a, \rho_a) = (a, p)$, g attains its maximum when $\eta_{V_a} = \mathbf{1} \iff \mathbf{1} \in V_a$. By Lemmas 3 and 4, this occurs when $p \in \partial \mathcal{R}$ and $a \notin V$. Since $a \in V$ is equivalent to $E(a^t) = 0$ where a^t is the innovation

§5. Proof of Properties of the Statistical Gains Function

component of \mathbf{a} , and since (see proof of Lemma 2) $E(\mathbf{a}') = H(k_a)$, the maximum of $g(\sigma, \cdot)$ is attained for $\rho \in \partial\mathcal{R} \setminus \mathcal{H}_\sigma$.

(β) Since g is a rational function it can be discontinuous only at the points where the denominator is zero. When $a < \sigma_{\hat{\eta}}$, by Lemma 5, $Q > 0$, so that $g(\sigma, \cdot)$ is continuous on R . When $a \geq \sigma_{\hat{\eta}}$, $Q = 0$ when $\rho \in \partial\mathcal{R} \cap \mathcal{I}$, and $g(\sigma, \cdot)$ has a potential discontinuity at such points. Since \mathcal{R} is a manifold with boundary of dimension J , its boundary $\partial\mathcal{R}$ is a manifold of dimension $J - 1$. When $J - 1 = 0$, $\partial\mathcal{R}$ consists of isolated points and we saw in section 3 that $g(\sigma, \cdot)$ is not discontinuous at $\rho \in \partial\mathcal{R} \cap \mathcal{I}$. For $J \geq 2$, when ρ moves in $\partial\mathcal{R}$, which is now of dimension $J - 1 \geq 1$, $g(\sigma, \cdot)$ has the value $1 - E(\eta)$ when $\rho \notin \mathcal{H}_\sigma$ and 0 when $\rho \in \mathcal{I}$. Thus there is a discontinuity which arises from the drop in dimension of \mathcal{V}_a which loses one dimension when \mathbf{a} goes from being outside V (in which case it contributes a great deal) to being inside V (in which case it contributes nothing). \square

Since $\mathcal{R}_{\tau_\sigma} = \mathcal{H}_\sigma \cap R$, this completes the proof of part A of Proposition 4. It remains to study the properties of g as a function of σ . In section 3 it was shown that the correlation coefficient $\rho(a, \eta)$ with the least risky security η is the same for all $a \in \mathbf{R}^S$ with the same vector of correlation coefficients ρ_a . The expression for $\rho(a, \eta)$ as a function of ρ_a is

$$\rho(a, \eta) = \frac{\text{cov}(\hat{a}, \eta)}{\sigma_{\hat{a}}\sigma_\eta} = \frac{E(\hat{a}\eta) - E(\eta)}{\sigma_{\hat{a}}\sigma_\eta} = \frac{\mathbf{1}^T K^{-1} k_a - \mathbf{1}^T K^{-1} \mathbf{1}}{\sigma_{\hat{a}}\sigma_\eta}$$

Substituting the expression for k_a in (2) gives

$$\rho(a, \eta) = \frac{\mathbf{1}^T K^{-1} [\sigma_{\hat{V}}] \rho_a}{\sigma_\eta} \quad (15)$$

Thus

$$\rho \in \mathcal{R}^+ \text{ (resp. } \mathcal{R}^-) \iff \mathbf{1}^T K^{-1} [\sigma_{\hat{V}}] \rho > 0 \text{ (resp. } \leq 0) \quad (16)$$

The behavior of g as a function of a depends on whether ρ lies in \mathcal{R}^+ or \mathcal{R}^- .

Lemma 10: Consider any $\rho \in \text{int } R$.

(a) If $\rho \in \mathcal{R}^-$, then $g(\cdot, \rho)$ is strictly decreasing for all $a > 0$.

(β) If $\rho \in \mathcal{R}^+$, then there exists $a^* = \sigma_{\hat{\eta}}/\rho(a, \eta)$ such that $g(\cdot, \rho)$ is strictly decreasing for $a \in (0, a^*)$ and strictly increasing for $\sigma \in (a^*, \infty)$.

Proof: $\frac{\partial g(\sigma, \rho)}{\partial \sigma} = 2\sigma \frac{\partial \tilde{g}(m, k)}{\partial m} + \rho^T [\sigma_{\hat{V}}] \nabla_k \tilde{g}(m, k)$ where

$$(m, k) = (1 + \sigma^2, \mathbf{1} + \sigma [\sigma_{\hat{V}}] \rho) \quad (17)$$

§5. Proof of Properties of the Statistical Gains Function

Define

$$L(\sigma, \rho) = \sigma \rho^T [\sigma_{\hat{V}}] K^{-1} F(m, k) - \sigma^2 H(k)$$

with (m, k) given by (17). Then

$$\frac{\partial g}{\partial \sigma} = \frac{2HL}{\sigma Q^2}$$

Let us show that $L(\sigma, \rho) < 0$, $\forall (a, p) \in \mathbf{R}_{++} \times \text{int } \mathcal{R}$ so that

$$(\text{sgn}) \frac{\partial g}{\partial \sigma} = -(\text{sgn}) H$$

L can be written as

$$L(\sigma, \rho) = (1 - m)H(k) + (k - \mathbf{1})^T K^{-1} (-Q(m, k)\mathbf{1} + H(k)k)$$

with (m, k) given by (17), which by appropriately regrouping terms gives

$$L = Q(g - (1 - E(\eta))) < 0$$

where $L < 0$ follows from $Q > 0$ and $g < 1 - E(\eta)$ for $a > 0$ and $p \in \text{int } \mathcal{R}$. Thus if $H > 0$ (resp. < 0) then $g(\cdot, \rho)$ is strictly decreasing (resp. increasing). The expression for H as a function of (a, p) is

$$H(\sigma, \rho) = 1 - \mathbf{1}^T K^{-1} (\mathbf{1} + \sigma [\sigma_{\hat{V}}] \rho) = 1 - E(\eta) - \sigma \mathbf{1}^T K^{-1} [\sigma_{\hat{V}}] \rho$$

which by (15) can be written as

$$H(\sigma, \rho) = 1 - E(\eta) - \sigma \sigma_{\eta} \rho(a, \eta)$$

Thus if $\rho(a, \eta) \leq 0$ then $H(\sigma, \rho) > 0$ for all $a > 0$, which proves (a). If $\rho(a, \eta) > 0$, define

$$\sigma^* = \frac{1 - E(\eta)}{\sigma_{\eta} \rho(a, \eta)} = \frac{1}{\sigma_{\hat{\eta}} \rho(a, \eta)} \frac{1 - E(\eta)}{E(\eta)} = \frac{\sigma_{\hat{\eta}}}{\rho(a, \eta)}$$

If $a \in (0, a^*)$ then $H(\sigma, \rho) > 0$ and if $a \in (a^*, \infty)$ then $H(\sigma, \rho) < 0$, which proves (b). \square

This completes the proof of Proposition 4.

References

References

- BALASKO, Y. and D. CASS (1989), "The Structure of Financial Equilibrium with Exogenous Yields: The Case of Incomplete Markets", *Econometrica*, 57, 135-162.
- CASS, D. and A. CITANNA, (1994), "Pareto Improving Financial Innovation in Incomplete Markets," forthcoming in Economic Theory.
- DORNBUSCH, R and **M.H.SIMONSEN** (1983), Inflation, Debt and Indexation, Cambridge, Mass: MIT Press.
- ELLUL, R.** (1994), "Welfare Effects of Financial Innovation in Incomplete Market Economies with Several Consumption Goods," Journal of Economic Theory, 65, 43-78.
- FISCHER, S (1975) "The Demand For Index Bonds", Journal of Political Economy, 83, 509-534.
- FISCHER, S. (1986), Indexing, Inflation and Economic Policy, Cambridge, Mass.: MIT Press.
- FISHER, I. (1922) "The Making of Index Numbers," Boston: Houghton Mifflin.
- FRIEDMAN, M. (1968), "The Role of Monetary Policy," American Economic Review, 58, 1-17.
- FRIEDMAN, M. (1991), "Monetary Correction," in Monetarist Economics, Cambridge: Basil Blackwell.
- GEANAKOPOLOS, J.D. and MAS-COLELL (1989), "Real Indeterminacy with Financial Assets", Journal of *Economic Theory*, 47, 22-38.
- GEANAKOPOLOS, J.D. and M. SHUBIK (1990), "The Capital Asset Pricing Model as a General Equilibrium Model with Incomplete Markets," Geneva Papers on Risk and Insurance Theory, 15, 55-71.
- HART, O.D. (1975), "On the Optimality of Equilibrium When Markets are Incomplete," Journal of Economic Theory, 11, 418-443.
- JEVONS, W.S. (1875), Money *and* the Mechanism of Exchange, London: Routledge and Kegan Paul.
- MAGILL, M. and M. QUINZII (1992), "Real Effects of Money in General Equilibrium," Journal of Mathematical Economics, 21, 301-342.
- MAGILL, M. and M. QUINZII (1994), Theory of Incomplete Markets, Volume 1, Cambridge: MIT Press (forthcoming).
- MARSHALL, A. (1887), "Remedies for Fluctuations in General Prices," *Contemporary Review*, reprinted in Memorial of Alfred Marshall, A.C. Pigou ed., London: Macmillan.
- MARSHALL, A. (1923), Money, Credit and Commerce, London: Macmillan.

References

MODIGLIANI, F. (1976), "Some Economic Implications of the Indexing of Financial Assets with Special References to Mortgages", in M. Monti ed., *The New Inflation, and Monetary Policy*, London: MacMillan.

VIARD, A.D. (1993), "The Welfare Gain from the Introduction of Indexed Bonds", *Journal of Money, Credit and Banking*, 25, 612-628.