

Bekchanov, Maksud

Working Paper

Potentials of waste and wastewater resources recovery and re-use (RRR) options for improving water, energy and nutrition security

ZEF Working Paper Series, No. 157

Provided in Cooperation with:

Zentrum für Entwicklungsforschung / Center for Development Research (ZEF), University of Bonn

Suggested Citation: Bekchanov, Maksud (2017) : Potentials of waste and wastewater resources recovery and re-use (RRR) options for improving water, energy and nutrition security, ZEF Working Paper Series, No. 157, University of Bonn, Center for Development Research (ZEF), Bonn

This Version is available at:

<https://hdl.handle.net/10419/187463>

Standard-Nutzungsbedingungen:

Die Dokumente auf EconStor dürfen zu eigenen wissenschaftlichen Zwecken und zum Privatgebrauch gespeichert und kopiert werden.

Sie dürfen die Dokumente nicht für öffentliche oder kommerzielle Zwecke vervielfältigen, öffentlich ausstellen, öffentlich zugänglich machen, vertreiben oder anderweitig nutzen.

Sofern die Verfasser die Dokumente unter Open-Content-Lizenzen (insbesondere CC-Lizenzen) zur Verfügung gestellt haben sollten, gelten abweichend von diesen Nutzungsbedingungen die in der dort genannten Lizenz gewährten Nutzungsrechte.

Terms of use:

Documents in EconStor may be saved and copied for your personal and scholarly purposes.

You are not to copy documents for public or commercial purposes, to exhibit the documents publicly, to make them publicly available on the internet, or to distribute or otherwise use the documents in public.

If the documents have been made available under an Open Content Licence (especially Creative Commons Licences), you may exercise further usage rights as specified in the indicated licence.



zef

Center for
Development Research
University of Bonn

Working Paper 157

MAKSUD BEKCHANOV

Potentials of Waste and Wastewater Resources Recovery
and Re-use (RRR) Options for Improving Water, Energy and
Nutrition Security



ZEF Working Paper Series, ISSN 1864-6638

Center for Development Research, University of Bonn

Editors: Christian Borgemeister, Joachim von Braun, Manfred Denich, Till Stellmacher and Eva Youkhana

Author's address

Dr. Maksud Bekchanov

Center for Development Research (ZEF), University of Bonn,

Walter-Flex-Str. 3

53113 Bonn, Germany

Tel. 0049 (0)228-73 4966: Fax 0228-731972

E-mail: mbekchan@uni-bonn.de

www.zef.de

Potentials of Waste and Wastewater Resources Recovery and Re-use (RRR) Options for Improving Water, Energy and Nutrition Security

Maksud Bekchanov

Acknowledgements

This study was funded by Federal Ministry for Economic Cooperation and Development of Germany (BMZ) through a joint-project of International Water Management Institute (IWMI) and the Center for Development Research (ZEF) titled “Research and capacity building for inter-sectorial private sector involvement for soil rehabilitation”. The author is very thankful to BMZ for financial support and for IWMI for cooperation and research partnership. Special thanks go to Dr Alisher Mirzabaev, Dr Nicolas Gerber and Prof Joachim von Braun for a paper review and constructive feedback.

Abstract

Under increasing demand for water, fertilizer and energy, waste and wastewater treatment can be potential options for considerably enhancing not only the supply of these valuable economic assets but also for improving sanitation and ecological conditions. Effluents and treated wastewater are important for meeting water demands for agricultural irrigation, landscape irrigation, and environmental system enhancement. Fertilizer and nutrients recovered through recycling organic waste and filtering wastewater, or embedded in effluents can be essential inputs for increasing crop biomass, timber output, and production of aquatic crops and marine species such as fish. Similarly, energy recovered from waste and wastewater recycling (including dry manure for cooking and heating) is important for enhanced energy supply especially in remote rural areas of the developing countries. Yet, the utilization of the waste and wastewater resources for additional gains should consider the accepted safety measures in order to prevent environmental and health risks. Focusing on potential benefits from resources recycling and recovery yet being cautious on their external effects, this review critically assesses the available waste and wastewater treatment options, and their economic, environmental and health benefits and risks.

Keywords: waste, wastewater, effluents, nutrients and energy recovery

1 Introduction

Enormous amount of waste and wastewater generated in both urban and rural areas is a key reason for air, soil and water pollution, especially in developing countries (Lazarova et al. 2013). Disposal of untreated waste or release of untreated wastewater into fresh water sources are serious threats which aggravate environmental pollution consequently leading to various water- or air- borne illnesses (Drechsel et al. 2010, Gebrezgabher et al. 2016). Given the increasing scope of environmental and health problems triggered by inadequate sanitation, UN sustainable development goals (SDGs) also underline the needs for improved sanitation measures in the developing countries (UNWATER 2016). These measures particularly aim at better access to potable water supply and sewage systems in residential areas, reduction of open defecation, improved waste management, and increased recycling of waste and wastewater. With the increasing land scarcity and environmental control requirements, recycling the waste and re-using the recovered products for value creation will be more viable than the waste disposal into dumping sites (land filling) (Tay and Show 1997).

Under conditions of growing water scarcity due to population growth, global warming and industrial development, treated wastewater can be suitable complement to fresh water supply (Schierling et al. 2011, Lazarova et al. 2013, Drechsel et al. 2015). Thus, treatment and reuse of wastewater not only improve sanitation and alleviate environmental concerns in the epoch of urbanization but also bear additional economic value added through recovering water, energy, and nutrients from waste and wastewater (Schierling et al. 2011). Under the currently increasing costs for traditional ways of water supply augmentation (e.g., building reservoirs or inter-basin water transfers) and given the rapid advancements in waste and wastewater treatment technologies, the costs of additional water supply through water treatment are expected to be competitive compared to the alternative options of water supply (Drechsel et al. 2015). Yet, distributing and matching water with varying quality for appropriate activities will be a challenge for water managers and policy makers (Drechsel et al. 2015, von Braun 2016).

Depletions of phosphate mines (Ashlay et al. 2011; Cordell et al. 2011) and fossil fuel stocks (Alekkett and Campbell 2003, Höök and Tang 2013) are other threats for food and energy security reflected through the recent sky-rocketed prices for food, energy, transportation, and fertilizer. For a stable and sustainable economic prosperity under such conditions, transformation towards the increased use of alternative and renewable sources of water, energy and nutrients will gain prominence. Recycling waste and wastewater can be a win-win option from both environmental and economic perspectives, consequently allowing not only for improving environmental habitats and increasing the value of ecosystem services but also supplying food, energy, and water for production processes and direct consumption.

This study provides a review of various types of waste, respective treatment technologies and available assets from waste treatment. Thus, first, the development stages of sanitation and waste management systems, and the waste availability and treatment levels across the regions of the world are presented. Next the availability and reuse of waste and wastewater across the world are described before a brief discussion of the available options for waste and wastewater treatment. Then, poverty alleviation effects and health-environmental risks related with RRR technologies are discussed. The last section summarizes the findings and provides final concluding remarks.

2 The development stages of waste management and re-use

Problems of pollution and the need for sanitation especially in urban areas have been known over centuries and the respective management practices have been evolved over time. As recently reported, four major epochs of the development of sanitation and waste management throughout the history are as follows (Ashley et al. 2011): 1) the use of night soil and sewage for farming purposes in period between 3000 BC till 1850; 2) the Era of sanitation awakening started from 1860 till 1960; 3) the period of wastewater reclamation and eutrophication monitoring continued between 1960 till 2000; and 4) the recent Era of ecological sanitation started from 2000s.

At the first stage, a waste from the residential areas, especially feces, sewage and manure were either directly applied to croplands or recycled through composting before the applications. The use of night soil for improving soil quality was known and widely practiced in China as early as 3000 BC (Ashley et al. 2011; Marald 1998). Human excreta was used as soil amendment in Japan since the 12th century and continued till the recent past (Matsui 1997). Seeing a night-soil man carrying buckets in the streets and collecting urine and feces was common in Singapore till mid-1980s. Following large scale land degradation and consequent famines in Middle Ages, sewage was also being applied for farming purposes in Germany and UK. In 19th century, England was importing large amounts of bones all across the European countries (Cordell et al. 2009) for applying it in agricultural lands. This technology was later improved for creating a liquid fertilizer through dissolving bones (Liu 2005). During that period, night soil companies were functioning in New York city (Ashley et al. 2011).

In the second stage, health risks related with the use of fecal waste imposed the implementation of disease prevention and hygienic measures. Particularly, the cholera epidemic in Europe in 1850s increased the importance of sanitation measures (Ashley et al. 2011). Thus, the main focus of waste management in this period was disposing the waste outside of the living areas for preventing further illnesses and disease epidemics. Wide-scale construction of sewage systems and introduction of septic tanks and cesspits were specific characteristics of this period.

However, enormous amount of waste disposal into environmental systems increased environmental pollution problems. Increased environmental consciousness and the need for more sustainable management of wastes after 1960s started a new Era of environmental protection (Ashley et al. 2011). Waste and wastewater was required to be treated before discharging it into the rivers or lakes. Different methods of wastewater treatment such as physic-chemical and biological treatment methods were invented and applied. Wastewater was treated and widely used for irrigation purposes, for instance, in Israel. Organic waste was composted and used as fertilizer for crops.

Since 2000s, given the increased scarcity of fertilizer and energy resources, technologies of producing nutrients and energy such as biogas, electricity, fertilizer and soil amendments have been developed and widely facilitated (Ashley et al. 2011). Particularly, these technologies aimed at separation of urine in the sewage system and its recycle for producing fertilizers, or composting fecal sludge or organic waste for further production of fertilizers and biogas (Tilley et al. 2014). The use of wastewater passed through advanced treatment process became more common in multiple sectors (agriculture, industry, and residential sites).

Indeed, these development tendencies in waste and wastewater treatment sector describe the changes in technological frontiers at global level. However, advancement level of waste and wastewater treatment largely varies across the countries. The developed countries of the world tend more towards 'environmental friendly' waste and wastewater treatment and re-use which offer multiple environmental and economic benefits through recycling (Table 1). Despite multiple benefits of waste and wastewater treatment and re-use, 'pollution inducing' practices of disposing waste and wastewater without adequate treatment are still common in developing countries of Africa, Latin America and South Asia.

Table 1: The comparison of ‘pollution inducing’ and ‘environmental friendly’ waste management

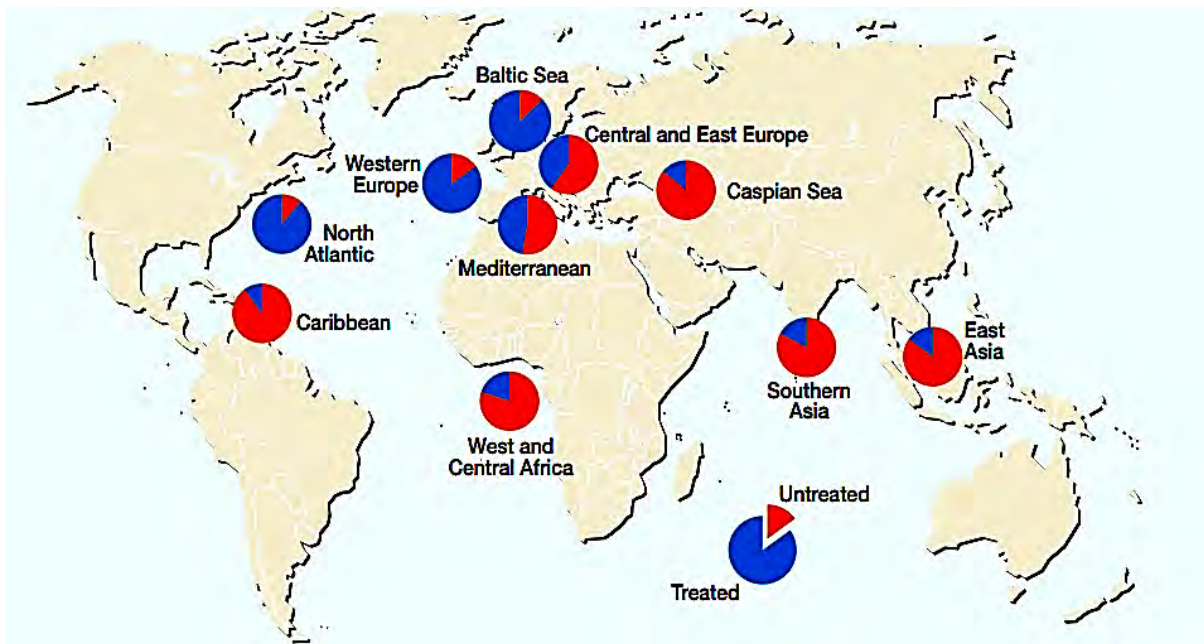
| | ‘Pollution inducing’ waste disposal | ‘Environmental friendly’ waste reuse |
|------------------------------|--|---|
| Collection | <ul style="list-style-type: none"> • Lack of latrines and septic tanks • Lack of waste collection • Open defecation | <ul style="list-style-type: none"> • Flush toilets, septic tanks and latrines • Waste collection stations |
| Transportation | <ul style="list-style-type: none"> • Lack of organized transportation of waste • Discharge to drainage system | <ul style="list-style-type: none"> • Onsite of centralized sewage system • Special trucks to transport waste |
| Treatment | <ul style="list-style-type: none"> • Lack of treatment or minimal treatment | <ul style="list-style-type: none"> • Screening plastic waste • Removal of pollutants |
| Disposal/Reuse | <ul style="list-style-type: none"> • Disposal into dumping sites or discharge waste into water system | <ul style="list-style-type: none"> • Disposal to dumping site after proper treatment • Recycling soil conditioners, energy commodities, proteins, and effluents |
| <i>Environmental effects</i> | <ul style="list-style-type: none"> • Water and air pollution • Groundwater contamination • Land erosion and degradation • Reduced biodiversity • etc. | <ul style="list-style-type: none"> • Improved sanitation • Reduced water and air pollution • Reduced health risks • etc. |
| <i>Economic effects</i> | <ul style="list-style-type: none"> • Reduced environmental system and recreation benefits • Reduces agricultural yields | <ul style="list-style-type: none"> • Recovery of nutrients, energy, and effluents |

Pearce (2015) differentiated four types of mental models (concepts) of waste management across the world. These concepts consider different levels of technological advancement and roughly match with the technological progress level observed across the four epochs of waste management and sanitation discussed above: 1) non-recognizant; 2) sanitation-oriented; 3) treatment-oriented; and 4) recovery-oriented. A non-cognizant model does not consider a proper management of waste or sanitation and appropriate infrastructure for waste collection or public facilities for sanitation does not exist. This model may characterize the conditions in urban slums across South America and Africa. A sanitation-oriented model prioritizes waste management for protecting health and avoiding human contact with waste. This approach may be more dominant in fast growing second-tier cities across China and India. A treatment-oriented model aims at environmental protection in addition to health protection and thus considers the prevention of pollutants from leaking into environmental system. This model is more common in most cities of the developed world. A recovery-focused model considers waste and wastewater not only from sanitation and environmental protection perspective but also treats as an economic resource which can be recycled and returned to the production circle. This model is less common in practice compared to the other three mental models and shared only in few places across the world. Yet, as implied from the ‘Kuznetz curve’, with the improved income levels and reduced technology costs ‘environmental-friendly’ waste and wastewater management systems should gradually replace the less advanced alternatives.

3 Wastewater and waste availability

Large amounts of waste and wastewater especially in urban areas is a potential resource valuable for recycled economic assets. Globally, total volume of wastewater is estimated to be between 0.68 and 0.96 km³ per day or 250-350 km³ per annum (GWI 2009, FAO 2010). It is almost 10-15% of annual agricultural water withdrawals (2,504 km³; Siebert and Doel 2007). Yet, only 4% (32 million m³ per day) of these wastewater passes through advanced treatment (GWI 2009) while the remaining 96% is disposed in lakes or river stream with very limited or without treatment. Although a large share of wastewater is treated in West European and North American countries, wastewater treatment rates are very low in developing countries located in South and Southeast Asia (Fig. 1).

Figure 1: The ratio of wastewater treatment across the world

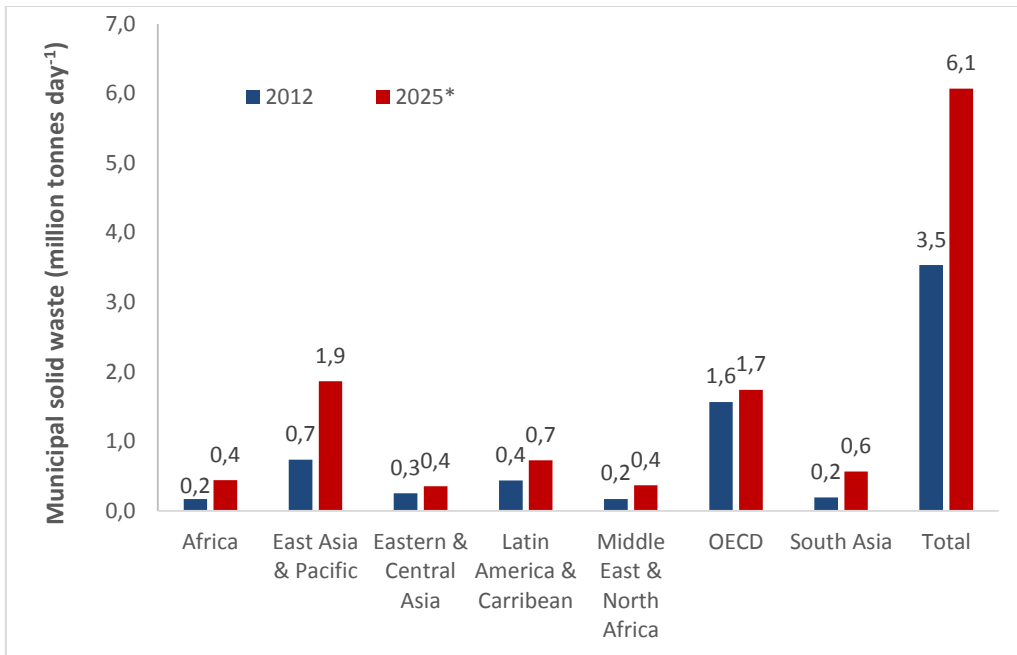


Source: Corcoran et al. (2010)

Release of untreated wastewater into fresh water aquifers not only reduce downstream water availability due to heavy pollution but also may have adverse effects on ecology of these water systems through increasing eutrophication problems and degrading living habitats for aquatic organisms (Schierling et al. 2011, Cai et al. 2013). Thus, adequate sanitation and appropriate treatment of wastewater are essential for both environmental and human health protection (Harada et al., n.d.). Moreover, wastewater treatment can be also turned into beneficial business thus allowing for recovery of useful economic assets. As estimated, each 1 US\$ investment in improved sanitation and wastewater treatment may yield returns worth of 3 to 34 US\$ (Hutton & Haller 2004). Re-use of wastewater resources can be also a potential option for considerably reducing water deficit in developing countries where irrigation water availability is a key challenge for sustainable agricultural production because of high population growth and temperature raise.

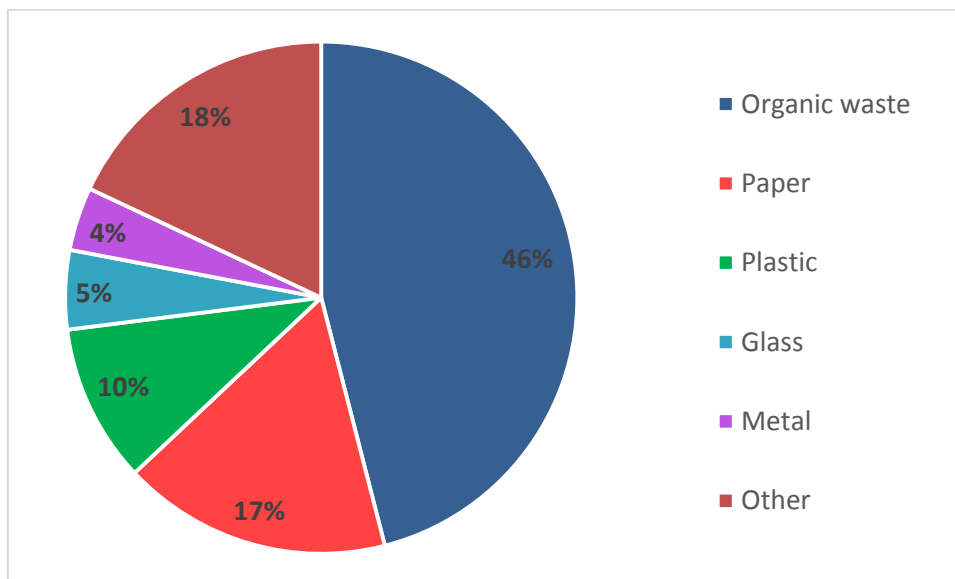
Massive quantity of municipal solid waste is another potential source for recycled energy and soil amendments. At present, daily 3.5 million tons (as of 2012) of municipal solid waste is generated across the world and is expected to increase over 6 million tons coming to 2025 (WEC 2016, Fig. 2). While almost half of this waste is generated in OECD countries rapid increase of waste generation is expected in East Asian and Pacific countries till 2025. Almost half of this municipal solid waste is organic waste which can be further composted or recycled to produce fertilizer or energy commodities (Fig. 3). In addition to wastewater and municipal solid waste, livestock manure and crop residues can be useful as soil amendments or biofuel.

Figure 2: Daily municipal solid waste generation across the world regions



Source: Based on Hoornweg and Bhada-Tata (2012)

Figure 3: Composition of municipal solid waste



Source: Based on Hoornweg and Bhada-Tata (2012)

4 Resources recovery and re-use technologies

4.1 General description

Waste such as municipal organic waste, sewage water and fecal sludge can be recycled and reused in multiple ways of recovering valuable assets such as effluents (treated water), nutrients (phosphates, nitrogen, protein) and energy (biogas, liquid fuel, electricity) (Table 2). Sewage and drainage waters can be reused for irrigation or aquaculture after appropriate level of treatment and thus considerably improve water availability for agriculture, especially in dry regions. Organic food waste and animal manure can be also recycled (composted) and reused for cultivating crops as soil amendments or for cooking as biofuel. Some of these resource recovery and reuse (RRR) technologies may allow for recovering multiple assets (e.g., not only water or fertilizer but both or even energy in addition) from waste. Next subsections provide a detailed description of various options of recovering water, nutrients and energy from the recycled waste and wastewater. For clarity, we separately describe recovery of particular asset (effluent, fertilizer, or energy) in each sub-section but it does not mean that a certain technology produces only a single type of asset.

Table 2: Options of resource recovery and re-use (RRR)

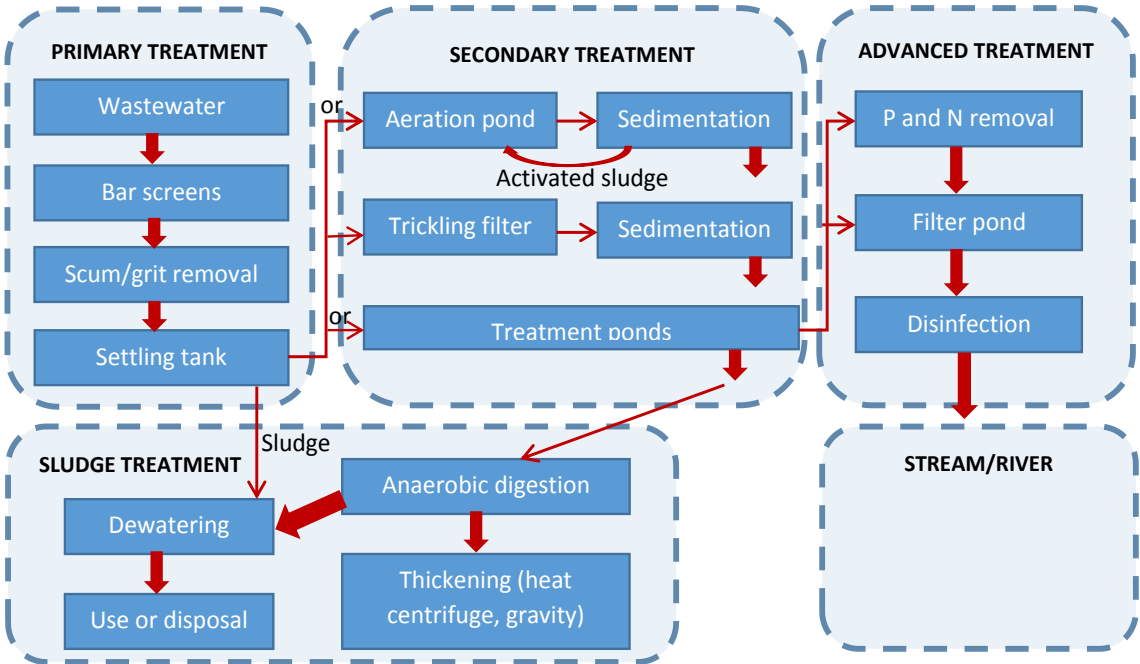
| | | Intermediate products | | | | | | | | | | | | | | |
|---------------------------------|----------------------------|-----------------------|------------|--------|------------------|-------|---------|--------------------|------------|--------|-----|--------|---------------|-------------|---|---|
| | | Raw sludge | Bio-solids | Biogas | Dewatered sludge | Steam | Compost | Sludge concentrate | Sludge ash | Syngas | Oil | Liquid | Treated water | Soldier fly | | |
| WASTE STREAM | | | | | | | | | | | | | | | | |
| Waste-water | Sewage | x | x | x | x | x | x | x | x | x | x | x | x | x | | |
| | Fecal sludge | | | x | | | | | | | | | | | | x |
| | Urine | | | | | | | | | | | | x | x | | |
| | Drainage | | | | | | | | | | | | x | | | |
| | Algae | | | x | | | x | | | | | x | | | | |
| Organic waste | Food waste | | | x | | | x | | | | | | | | | |
| | Waste from food processing | | | x | | x | x | | | | | | | | | |
| | Manure | | | x | | x | x | | | | | | | | | x |
| | Crop residues | | | | | x | x | | | | | | | | | |
| FINAL OUTPUTS | | | | | | | | | | | | | | | | |
| Effluents (Treated waste-water) | For irrigation | | | | | | | | | | | | | | x | |
| | For aquifer recharge | | | | | | | | | | | | | | x | |
| | For fish pond | | | | | | | | | | | | | | x | |
| Soil nutrients | Fertilizer | x | x | | | | | x | x | | | | x | | | |
| | Soil amendments | | x | | x | | x | | | | | | | | | x |
| | Struvites | | | | | | | x | | | | | | | | |
| | Cover crop | x | | | | | x | | | | | | | | | |
| Energy | Gas | | | x | | | | | | | | | | | | |
| | Electricity | | | x | | | | | | | x | | | | | |
| | Heat | | | | | x | | | | | | | | | | |
| | Fuel | | | | | | | | | | | x | x | | | |
| | Protein | | | | | | | | | | | | | | | x |
| Crop protection | | | | | | | | | | | | | | | | |
| Building materials | | x | | | x | | | | | | | | | | | |

Source: Based on Pearce (2015) and Tan and Lagerkvist (2011).

4.2 Wastewater as an economic asset: current status and potential options

Wastewater treatment first of all aims at safe disposal of wastewater after treatment (sanitation benefits) and thus protection of environmental resources. Yet, effluents and nutrients embedded in wastewater may bear additional economic benefits through enhancing biomass production and energy recovery. Water treatment options vary depending on the purpose of the treatment, the complexity of the process and investment and operating costs. In general, four steps of wastewater treatment can be differentiated: 1) primary treatment, 2) secondary treatment, 3) sludge treatment, and 4) advanced treatment (Razzak et al. 2013, Fig. 4). Primary treatment considers capturing large objects such as plastics and rag, removal of scum and grits, and separation of liquid and solid waste sequentially. In secondary treatment, water passed through primary treatment can be released to aeration or filtration ponds or lagoons where solid waste will be sedimented. Sedimented waste from primary and secondary treatment will be further recycled in sludge treatment stage while filtrated water from the lagoons will be further transferred for advanced treatment. In sludge treatment process, the solid sludge can be dewatered and disposed to dumping site or can be further recycled through incineration and thickening process to produce energy, compost, or nutrients. Meanwhile, the filtrated water may pass through advanced phosphate and nitrogen removal and clarification process before a release into water system, or before a re-use for irrigation or landscape reclamation.

Figure 4: Wastewater treatment system



Source: Adapted from Razzak et al. (2013)

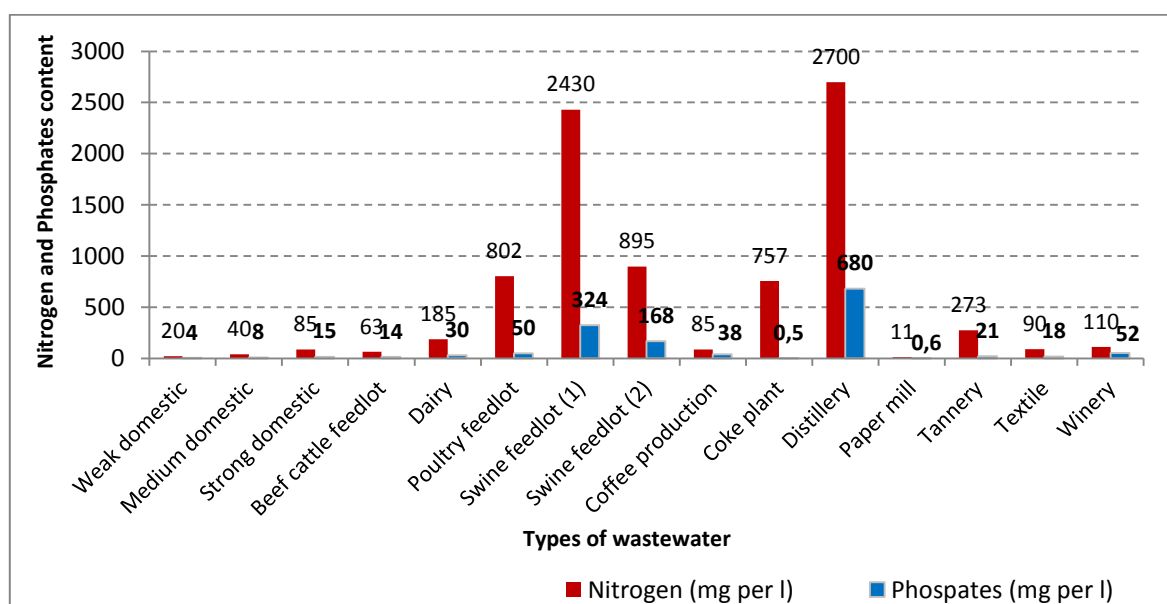
While wastewater re-use for agricultural and landscape irrigation are common practices, fish production, wastewater can be reused also for river ecosystem maintenance, potable and non-potable uses, recreation, and recharging aquifers (World Bank 2010, Schierling et al. 2011, Lazarova et al. 2013, Hettiarachchi and Ardakian 2016). At present, treated wastewater from different economic sectors is mostly reused for agricultural production (32%) (Table 3) because of its rich nutrient content (Fig. 5). Wastewater uses for irrigation are particularly common in areas near urban settlements (Schierling et al. 2011). Except for agriculture, large portions of wastewater are also used for landscape irrigation (20%), and industrial activities (19%, Table 3).

Table 3: Wastewater reuses for different purposes in the world

| | Sectors | Share in total water reuse (%) |
|---|-----------------------------|--------------------------------|
| 1 | Irrigation | 32 |
| 2 | Landscape irrigation | 20 |
| 3 | Industrial activities | 19 |
| 4 | Environmental flow | 8 |
| 5 | Non-potable residential use | 8 |
| 6 | Recreation | 7 |
| 7 | Recharging aquifers | 2 |
| 8 | Other | 4 |

Source: Based on GWI (2009)

Figure 5: Nitrogen and phosphorus content of different types of wastewater

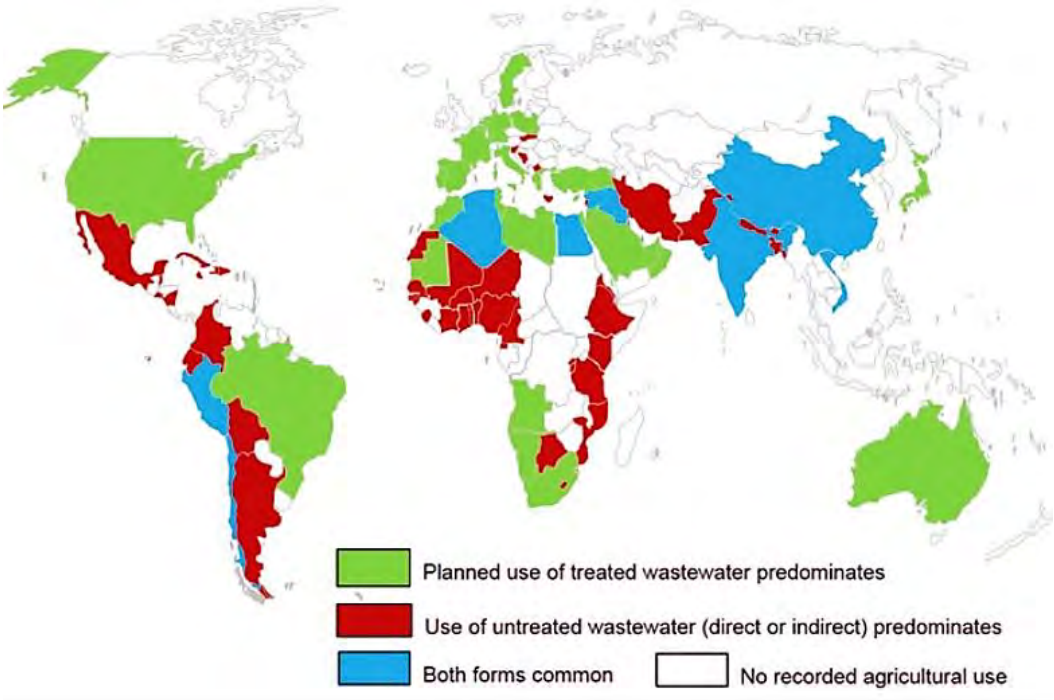


Source: Based on Christenson and Sims (2011).

Wastewater was estimated to be used over 6-20 million ha of croplands in total (World Bank 2010, Drechsel et al. 2015). In China alone, wastewater is applied over 4.2 million ha irrigated lands which represents 5.7% of country's total irrigated lands (Xie et al. 2009). According to some estimates wastewater allows for producing about 10% of total crop production outputs from irrigation globally (Drechsel et al. 2010, Schierling et al. 2011). It is used for irrigation of cultivating both food and fodder crops (Lautze et al. 2014). While some level of wastewater treatment is required to apply wastewater for irrigation purposes, there are also cases that wastewater is directly applied for irrigation in some countries of South and East Asia and Africa. Wastewater was properly managed and formally used for irrigation purposes in the developed countries such as Israel, Australia, and the USA, however, informal (or unplanned) use of wastewater is common both in China and India (Fig. 6). Considerably lower costs of wastewater reuse compared to deep groundwater extraction or water transfer from the neighboring basins, for example, also adds to its financial viability (Fig. 7). Yet, advanced treatment of wastewater through the removal of undesired vegetation or desalinization for generating good quality water suitable for reuse in irrigation and non-irrigation activities (e.g.,

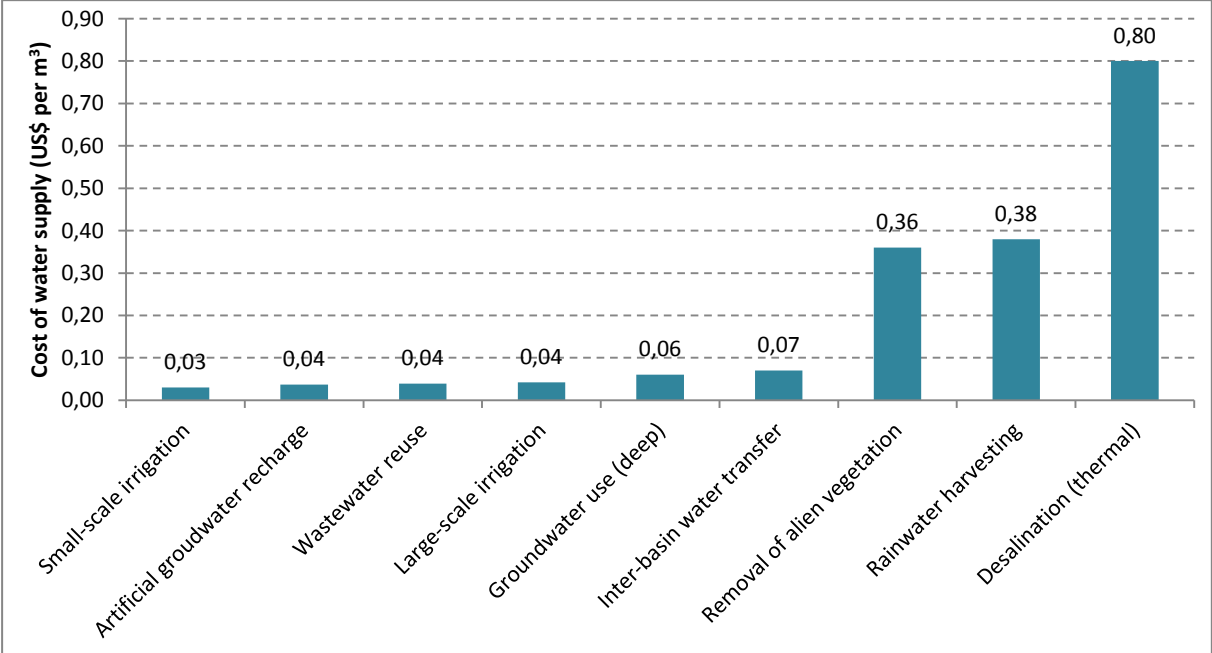
industry, maintenance of landscapes in municipal areas, drinking) may come at much higher costs since it may demand large amounts of energy use and capital investments.

Figure 6: Use of wastewater for agricultural production



Source: Drechsel et al. (2015)

Figure 7: Comparison of the costs of wastewater reuse to alternative water supply options



Source: Adapted from McKinsey&Company (2009), in the example of India

Wastewater is reused also for aquaculture (Drechsel et al. 2015, Tilley et al. 2014). Increased productivity of fish production was reported when reclaimed water was applied in fish ponds (Lautze et al. 2014). In ideal conditions, fish production may reach as high as 10 ton per hectare in

wastewater ponds (Tilley et al. 2014). Effluents can be applied in fish ponds to maintain water supply. Sludge can be discharged to the pond to enrich the nutrient content of water and increase biomass of algae which is consumed by fish. Though this system cannot fully eliminate toxic elements in water, at least this system substantially reduces mechanical wastewater treatment costs (Tilley et al. 2014).

Cultivation of fodder crops, plants, and macrophytes in wastewater stabilization ponds or drying beds may also considerably improve feed stocks and provide construction materials for local village communities (Harada et al. *n.d.*, Tilley et al. 2014). Alternatively, nutrients in wastewater can be removed by cultivating microalgae in heavily polluted water systems (ponds, canals, etc.) and the biomass from this aquacrop later can be used as fish feed or bioenergy source (Drechsel et al. 2015). Removal of phosphorus, nitrogen, and toxic metals from wastewater also prevents unwanted phytoplankton blooms in aquatic systems (Cai et al. 2013). Some algal species (out of over 36,000 various species) are characterized by accumulation of oil and lipids in their cells and thus can be further used for producing not only animal feed and bioenergy, but also soil amendments, pharmaceutical materials, and dyes (Razzak et al. 2013). *Chlorella vulgaris* and *Phormidium laminosum* are two main species with high protein and lipid content and widely investigated for their potential of removing phosphorus and nitrogen content from the wastewaters (Razzak et al. 2013). Microalgae can be grown in all types of wastewaters from municipal (Li et al. 2011, Chi et al. 2011), agricultural (Mulbry et al. 2008, 2009), and industrial sectors (Chinnasamy et al. 2010, Markou and Georgakakis 2011).

Use of algal species for biofuel production may partially replace demand for biofuel crops and thus reduce land use requirements for cultivating biofuel crops (Singh et al. 2011; Pittman et al. 2011). It may in turn lead to availability of more land for food crops and lower food prices. According to some estimations, biofuel productivity in lagoons culturing microalgae is 12-14,000 L ha⁻¹ per annum which is twice as high as productivity of palm oil fields (5600 L ha⁻¹ per annum, Cai et al. 2013). In addition to wastewater treatment and bioenergy production benefits, algae can also contribute to carbon fixation since its cultivation requires large amount of CO₂ consumption (Razzak et al. 2013). Yet, harvesting microalgae both through mechanical and chemical methods substantially increases the costs of bioenergy production from microalgae and reduces its competitiveness with other energy resources such as petroleum (Razzak et al. 2013). It is also reported that most of the studies on algae cultivation in polluted environments are conducted at laboratory scale yet the results of some pilot projects on microalgae cultivation at larger scale showed inconsistent purification of wastewater and unstable biomass outputs (Cai et al. 2013). Thus, lack of reliable and cost effective methods of harvesting and producing algae biomass at large scale may constrain the biofuel generation based on algae feedstock (Christenson and Sims 2011).

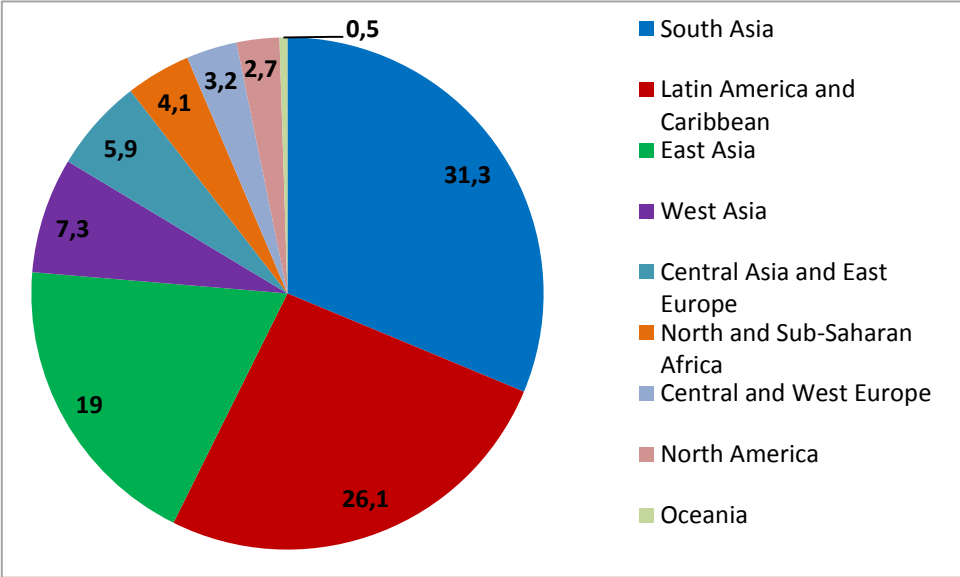
In industry, fully or partially treated wastewater can be circularly reused in most sectors such as commercial laundries, car washing stations, textile industry, meat processing, beverage production, and power plants (Jimenez and Asano 2008). Wastewater can be also used for cooling plants or heating the buildings. Moreover, wastewater can be applied for recharging aquifers through infiltration basins or injection wells (Lazarova et al. 2013). Wastewater use for refilling the depleted gas mines, for instance, may further prevent potential earthquake risks.

4.3 Nutrients from waste: current status and potential options

The importance of fertilizer for agricultural production and global food security is unquestionable though the criticality of phosphorus availability for meeting future food demands were not commonly recognized as of water and energy (Cordell et al. 2009). Global demand for phosphate is estimated to increase from 42.7 to 46.7 Mt by 2025 due to population growth and related increase in food demand (FAO 2015). Given the higher birth rates and currently underdeveloped levels of

agriculture, the highest share (more than 30%) of this additional fertilizer demand growth is expected to occur in South Asia (Fig. 8). Substantial increase of fertilizer demand is also expected in Latin American-Caribbean and East Asian regions (with shares of 26% and 19% respectively).

Figure 8: Estimations on increasing fertilizer demand share by regions

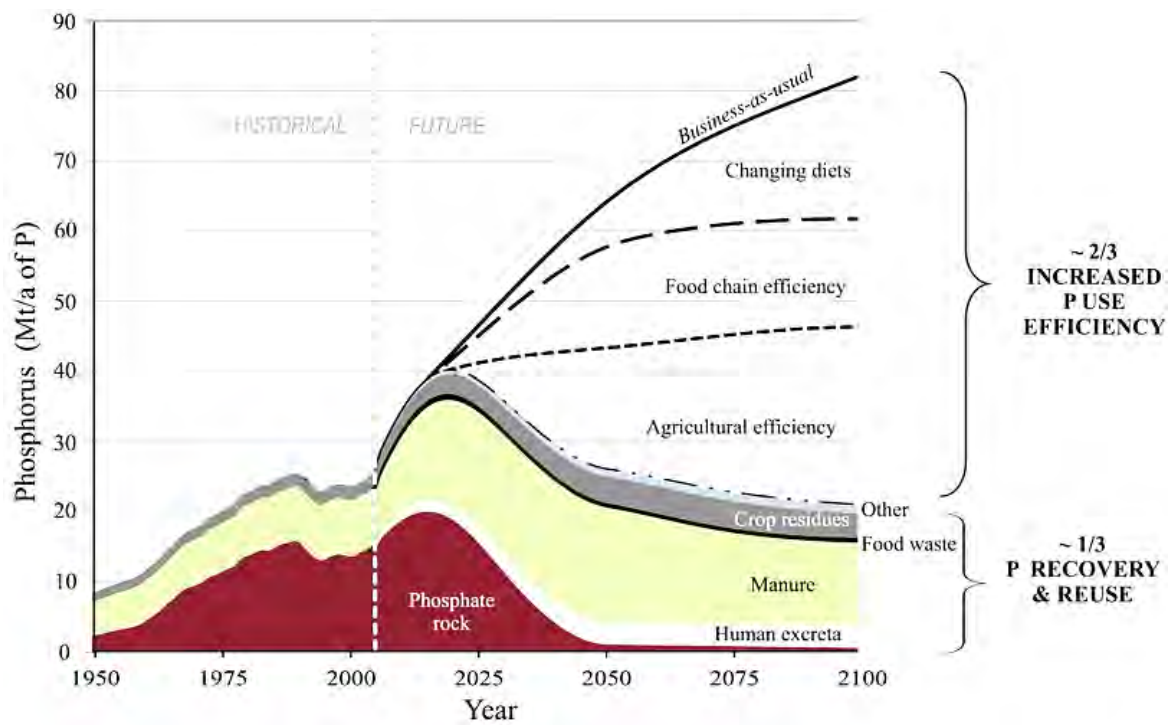


Source: Adapted from FAO (2015)

At present agriculture is not only dominant user of water resources but also fertilizer, consuming about 90% of phosphate resources (Smill 2000b, Rosemarin 2004, Mayer et al. 2016). Although opinions on the time of full depletion of phosphate rocks vary, the estimated amount of phosphate rocks from the currently known mines may suffice only till 2100s even under very optimistic scenario, unless new supplies are found (Steen 1998, Gunther 2005, Cordell et al. 2009). Declining quality of the reserves and increasing costs of extraction and transportation has been commonly admitted by the fertilizer industries (Runge-Metzger 1995, Smil 2000b, IFA 2008, Cordell et al. 2009). Rapid depletion of phosphate deposits and their availability only in countable number of countries such as Morocco, China, the USA, Jordan and South Africa would lead higher fertilizer prices and lower crop yields consequently threatening food security (Cordell et al. 2009, Jasinski 2010, Cieslik and Konieczka 2016). This would in turn increase poverty and hunger, especially for the poor in developing countries.

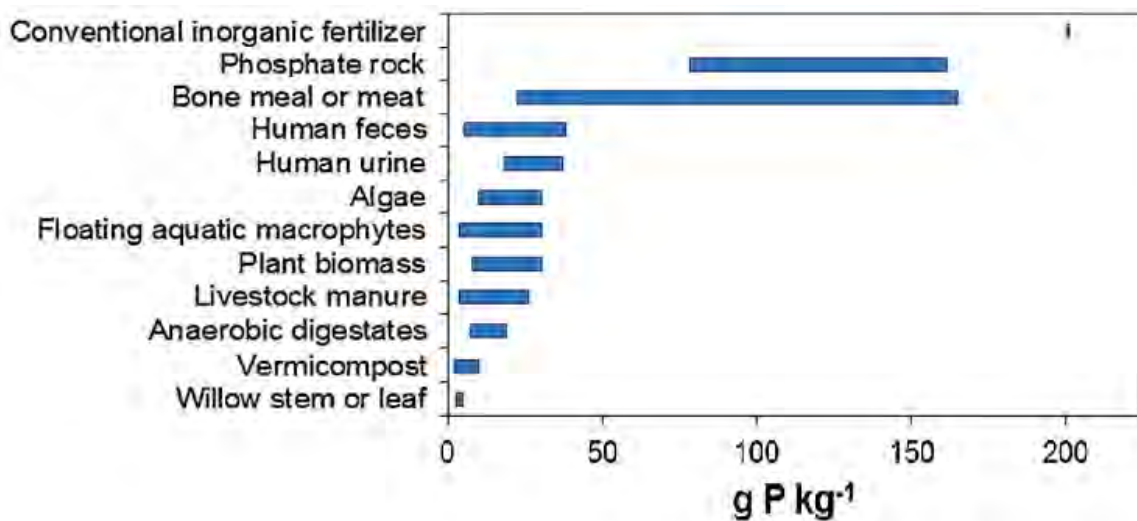
Given the depletion of phosphate rocks in near future, maintaining present and expected levels food security may require the dramatic transformation in phosphate production sources (Cordell et al. 2011). At present, phosphorus rocks and manure application contribute largely for overall phosphorus supply, though crop residues are also applied to nutrition plants (Fig. 9). About 15 million tons (Mt) of mined phosphates are estimated to be used for fertilizer production per annum globally (Rittman et al. 2011). However, its large portion (6-8 Mt) is being disposed to environmental systems through soil erosion and runoff losses, 5-7 Mt through animal waste, and 2-3 Mt through sewage waste (Rittman et al. 2011). Thus, two main opportunities of increasing the life expectancy of world’s phosphate deposits and counterbalancing the expected higher fertilizer and food prices and increasing national phosphorus security are more efficient use of fertilizer in agriculture and recycling waste (especially manure) and wastewater (Cordell et al. 2009, 2011).

Figure 9: Options of meeting increasing demand for phosphorus



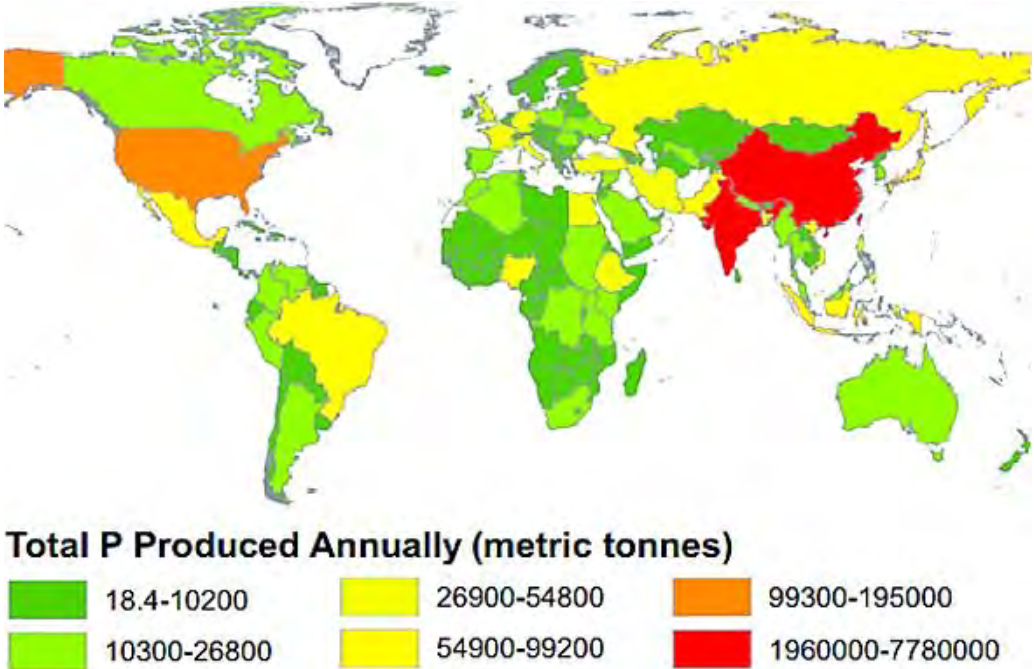
Particularly, phosphate recovery from fecal sludge, urine, manure, crop residues, food waste and other organic wastes (bone meal, ash, algae, seaweed) may gain prominence in the long run (Karak and Bhattacharyya 2011, Ashley et al. 2011, Cordell et al. 2009). According to modeling estimations, the recovery of phosphates from urine and feces for instance may potentially yield about 20% of phosphates supply after 2050s (Mihelcic et al. 2011). Rich nutrition content of human and organic waste, especially bone meal, allows for production of fertilizer and soil amendments for agriculture from these wastes (Fig. 10). As estimated, the production of compost or soil amendments from fecal sludge may yield also net benefits worth of US\$ 10 per ton in contrast to its disposal which may cost about US\$ 42 per ton (Strauss et al. 2003).

Figure 10: Phosphorus content of different types of waste



As estimated earlier, large potential of recovering phosphates from fecal sludge exist in South and East Asian countries such as India and China (Fig. 11). Given the reliance of Indian agriculture on phosphates imports, phosphate recovery from feces can be particularly important in this country. Especially under conditions of hot climate the efficiency of waste treatment technologies based on anaerobic digestion will be higher (Drechsel et al. 2015), thus increasing the feasibility of waste treatment technologies in India.

Figure 11: Phosphorus available in feces and urine annually across countries (in 2009)



Source: Mihelcic et al. (2011)

Multiple technologies exist for producing valuable fertilizers from waste. Morse et al. (1998) classified these technologies as follows: chemical precipitation, biological removal, crystallization, tertiary filtration, absorbent application and sludge treatment. Although these technologies allow for safer application of recovered nutrients rather than direct application of fecal sludge for crop cultivation, their investment and operation costs, especially in developing countries may limit upscaling and wider impact (Cieslik and Konieczka 2016). Cheaper options may include cultivation of cover crops and retention of crop residues to improve soil quality. Tan and Lagerkvist (2011) described various methods of recovering phosphorus and other nutrients (nitrogen, carbon, potassium, magnesium, etc.) from biomass such as rice and wheat straws, rice husks, pine wood, peach stones, sugarcane bagasse, sunflower shells, sewage sludge, and paper sludge ash and found out high phosphorus content of peach stone ash and sewage sludge ash especially.

Systematic analysis of using human excreta (feces and urine) for producing fertilizer was carried out at EAWAG (Tilley et al. 2014). EAWAG researchers classified four key stages of waste stream within the supply chain of the treatment system and reviewed various technologies for each stage. These four key stage are (i) collection of the waste (e.g. from latrines and septic tanks), (ii) its transportation from the residential site to treatment site (e.g., composting or other advanced methods of treatment), and (iv) final use for production purposes as a fertilizer.

Open defecation is common practice in developing countries such as the ones in South Asia (Gupta et al. 2014). However, the collection of human waste requires changing the behavior of the people, building public and individual toilets, constructing sewage systems for more effective sanitation. Installing ventilated improved pit (VIP) and septic tanks may reduce the costs of sorting the waste in the later stages of waste treatment. Emptying septic tanks may be either done manually or using

motorized machines. In small communities of Africa and South Asia even using bikes for carrying urine containers was reported (Tilley et al. 2014). In advanced settlements, transportation can be done through sewage networks yet at higher capital costs. Waste treatment technologies vary depending on the purpose of recycling (e.g. fertilizer or biogas production) and availability of funds to establish them. Anaerobic baffled reactors and filters can be used to separate water from solid waste, consequently composting the solid waste for fertilizer production and releasing treated and disinfected water into environmental system. At cheaper costs, wastewater can be also treated in specially designed wetlands, stabilization reservoirs or lagoons that purify wastewater sequentially before re-use (Drechsel et al. 2015) and sedimented solid waste can be used for fodder or biomass production in these ponds. If wastewater is not directly used in the water treatment pond, treated wastewater can be diverted for irrigation purposes, for leaching fields, or for recharging groundwater aquifers. Compost directly or after co-composting with additional nutrients can be applied in crop fields. Composting stations can be also additionally equipped with biogas reactors to produce biogas or electricity and thus increase the benefits from recycling.

Application of compost and direct use of effluents or fecal sludge after even minimal treatment may have considerable impact on crop biomass and yields. Since urine has higher phosphorus content rather than feces (Rose et al. 2015), Karak and Bhattacharya (2011) reviewed the effects of urine application for the cultivation of various crops such as wheat, rice, corn, ryegrass, banana, cabbage, carrot, tomato, and spinach across several countries of the world and found out improved crop yields when urine was applied. In a similar review study, Singh and Agrawal (2008) also underlined the positive impact of applying sewage sludge on the yields of crops such as corn, barley, cotton, maize, sunflower and different types of tress (Table 4).

Table 4: Effect of sewage sludge application on crop biomass and yields

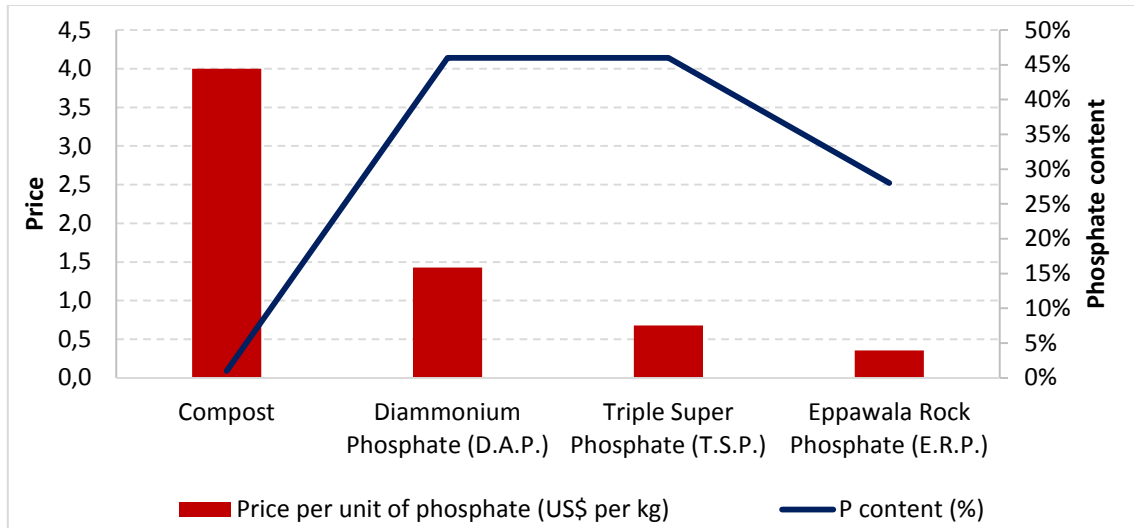
| Crops | Sewage sludge amendment application rate | Effects on crop biomass and yields |
|--|--|--|
| <i>Fescue</i> | 5.6 ton per ha | Yield increased by 30% |
| Corn | 50-200 kg Nitrogen per ha | Higher yield |
| Barley | 10 ton per ha over 17 years | Increased dry matter and yield |
| Cotton | 2:1 and 10:1 – soil:sewage sludge ratio (together with tap water irrigation) | Increased seed production and fiber output |
| Maize | 0-50 ton per ha | Increase in germination |
| <i>Bahia</i> grass | 90-180 kg Nitrogen per ha | 50% increase of forage and improved spring crude protein |
| Sunflower | 0-320 ton per ha | Increase in dry weight |
| <i>Bluegrama</i> and <i>tobosa</i> grass | 0-90 ton per ha | Increase in leaf area |
| <i>Poplar</i> tree | 5:1 and 10:1 – soil:sewage sludge ratio (together with tap water irrigation) | Increase in height and diameter |
| Apple tree | 0-75 ton per ha over 2 years | Higher fruit yield |

Source: Adapted from Singh and Agrawal (2008)

Despite its yield and soil content improvement and soil humidity enhancement benefits, compost has lower comparative advantage over other fertilizers at present. The cost of compost that is adjusted considering its phosphate content can be considerably higher than the similarly adjusted prices for fertilizers with phosphates content (Fig. 12). Although adjusted price for *Diammonium Phosphates* (about 40% of compost price) is more expensive than other fertilizers and closer to compost price, it is because of additional nitrogen nutrients embedded in this fertilizer. Once the costs of transportation and application of compost is considered in comparative advantage analysis, willingness to buy and apply the compost by farmers may be further decreased given its bulky mass. Nevertheless, when the compost station is close to the farm and transportation of fertilizer increases

due to bad road conditions some level of compost application can be unavoidable. The comparative advantage of compost increases also due to its additional, positive external benefits such as the organic natural content of compost, sanitation benefits and environment friendly nature (preventing soil erosion, reduced phosphate contamination of return waters and groundwater aquifers).

Figure 12: Prices per unit of phosphate content in different types of fertilizers

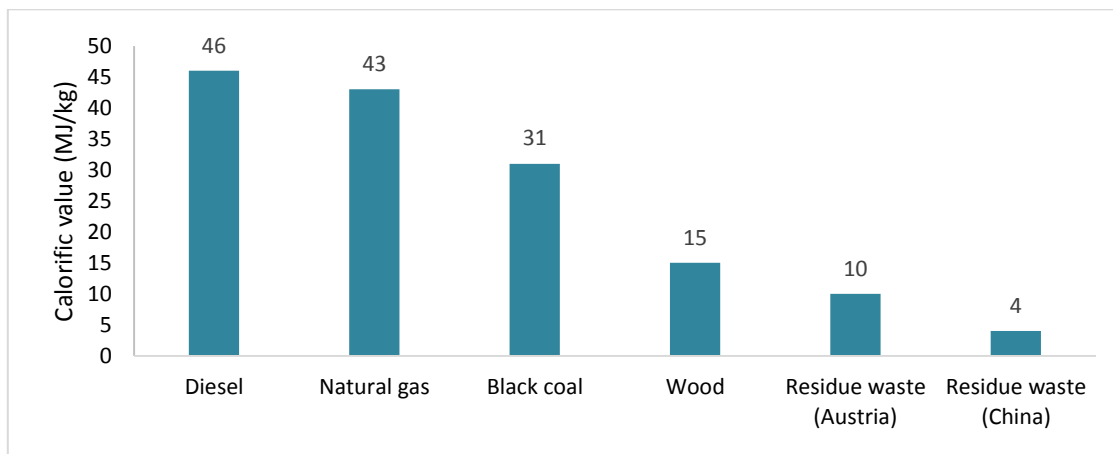


Source: Calculated using data from Ceylon Fertilizer Company Ltd. (2016)

4.4 Energy from waste: current status and potential options

Energy security is a crucial in many developing countries of the world since about 2.8 billion people will not have adequate access to modern energy facilities even coming to 2030 (IEA 2010). Especially, about 550 million people in India and about 400 million in China lives without electricity. This people mostly use solid fuels such as wood, crop residue, charcoal and dung for cooking and heating despite enormous health risks of these cooking practices (Gebrezgabher et al. 2016). Generation of heat, electricity, biogas, and biofuel from waste can not only reduce environmental degradation effects of waste disposal but also supply additional energy resources though the calorific value per unit of waste is much smaller than alternative energy sources such as diesel, gas, coal or wood (Fig. 13).

Figure 13: Calorific value of different energy sources



Source: Based on WEC (2012)

Waste and wastewater recycling requires enormous amount of energy (WEC 2016). Thus, improving energy use efficiency in the sector not only allows for saving substantial volumes of energy at low cost but also for reducing carbon emissions largely. For instance, the use of wastewater from towers of cooling power plants can be effectively used for heating purposes while reducing energy consumption and heating costs. In addition to large amount of energy savings through improved technologies, waste from municipal and rural residential areas can be recycled to produce various energy commodities such as biogas, electricity, and liquid fuel (biodiesel).

Main approaches of recycling waste for energy production are (i) thermochemical treatment, (ii) bio-chemical treatment, and (iii) chemical treatment (Table 5). At present, 90% of processes aiming at recovering energy from waste (REW) are based on thermochemical treatment (WEC 2016). Thermochemical treatment aims at burning waste at higher temperatures and thus using the heat energy or producing biogas. Bio-chemical treatment considers composting the organic waste and treating it with microorganisms and bacteria which consequently allows for biogas and power generation. Chemical treatment of waste considers reaction of waste with acids and consequently producing ethanol or biodiesel.

Table 5: Technologies of recovering energy from waste

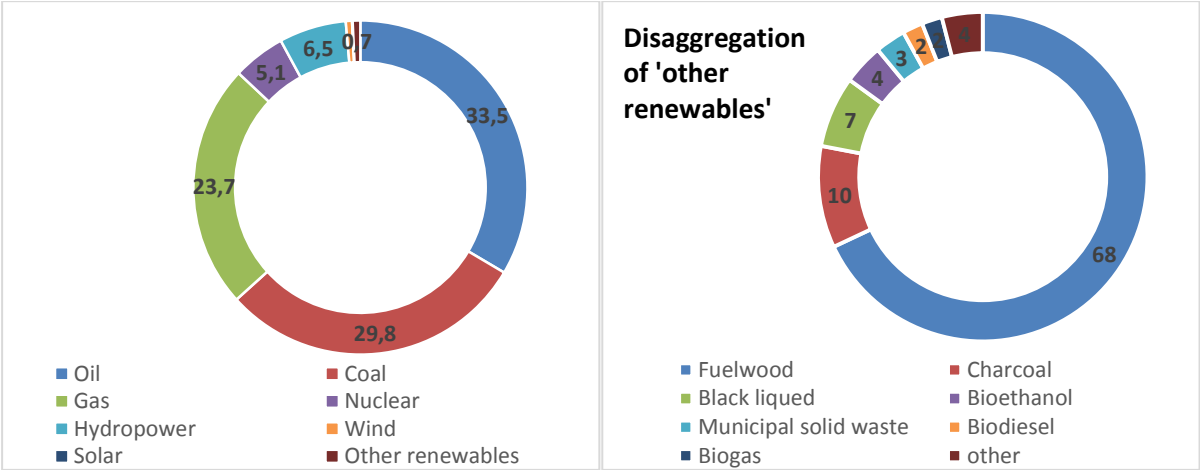
| Treatment method | Treatment technology | Details of the technology | Output |
|--------------------------|--|---|------------------------------|
| Thermochemical treatment | Incineration | Mass burning at temperature higher than 1000C | Heat, power |
| | | Co-combustion with coal or biomass | |
| | | Using pre-treated waste fractions with higher energy contents | |
| | Thermal gasification | Conventional at temperature of 750C | Hydrogen, methan, syngas |
| | | Passing waste into a kin at 4000-7000C | |
| Pyrolysis | High pressure, no oxygen, and at temperature of 300-800C | Char, gases, aerosol, syngas | |
| Bio-chemical treatment | Fermentation | Treating waste with bacteria in the absence of light (dark fermentation) | Ethanol, hydrogen, biodiesel |
| | | Treating waste with bacteria in the presence of light (photo-fermentation) | |
| | Anaerobic digestion | Treatment of waste with microorganisms in the absence of oxygen | Methane |
| | Gas capture in dumping site | Extraction from dumping sites | Methane |
| | Microbial fuel cell | Conversion of the chemical energy of organic matter through catalytic reaction of microorganisms and bacteria | Power |
| Chemical treatment | Esterification | Reaction of an acid and an alcohol for creating an ester | Ethanol, biodiesel |

Source: Adapted from WEC (2016)

About 130 million tonnes of municipal solid waste are recycled annually in over 600 plants of REW (Themelis 2003). Global energy output from municipal solid waste recycling thus valued at US\$25.32 billion annually (in 2013) (WEC 2016). REW plants are located mainly in 35 countries and are built to deliver steam and electricity for heating and recover metals for reusing (Themelis 2003). The largest market for REW commodities is European Union which accounts almost half of global market revenue in this sector (WEC 2016). In Asia, Japan is a leader in REW, re-using almost 60% of its solid waste through incineration. REW facilities are relatively newly established in China where seven plants recycle over 1.6 Mt wastes per annum (Themelis 2003). Yet, REW is very rapidly growing sector in this country and more than doubled during very short period of time between 2011 and 2015 (WEC 2016).

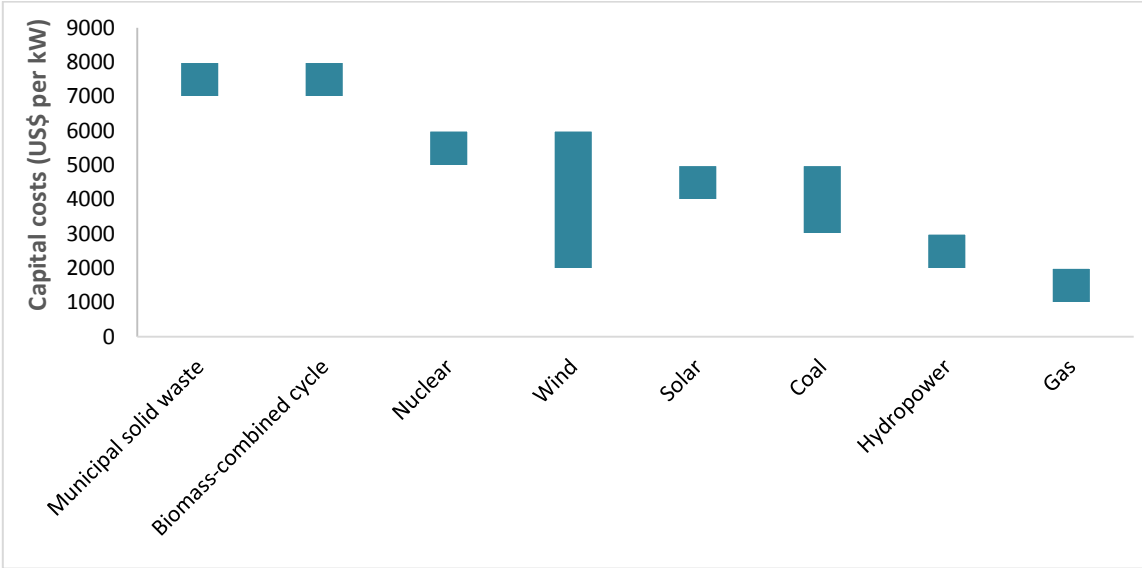
Despite the availability of multiple options of advanced treatment of waste for recovering energy, especially in the developed countries of Europe and Asia, the share of energy produced from municipal solid waste is only 0.02% (0.7% x 3%) of global energy output (Fig. 14). Given much higher costs of producing energy using waste compared to other alternative options of energy production (Fig. 15), the magnitude of waste recycling for energy production purposes are limited currently. Perhaps with the improvement of REW technologies and consequent cost reductions REW can be more attractive option compared to the alternative ways of energy production in developing countries. Large plants of REW in urban areas may also reduce the production costs of electricity from waste due to scale effect and thus may improve the feasibility of energy production from waste.

Figure 14: Main sources of energy supply globally (in 2016)



Source: Based on WEC (2016)

Figure 15: Costs of various energy production technologies in the US



Source: Based on WEC (2016)

4.5 Construction materials and protein from waste

Non-traditional approaches of using waste such as fecal sludge from wastewater for producing construction and building materials or protein was also earlier reported. Fecal sludge from wastewater can be converted to inert and odorless ash through incineration process and this ash can be mixed with clay for brickmaking to produce lightweight bricks (Tay and Show 1997). Up to 20% of addition of dry fecal sludge by weight was found not to considerably change brick's functional characteristics (Liew et al., 2004). Combusting sludge within bricks allows for creating small cavities which reduce vulnerability to freeze–thaw expansion (Alleman et al., 1990). Pelletized fecal sludge ash can be also used for producing masonry cement and lightweight concrete with moderate strength (Tay and Show 1997). Burned fecal sludge through incineration can be also easily handled and disposed to land filling. Despite beneficial use of sludge ash for producing building materials it is not always positively perceived by the producers of construction materials, especially in areas with abundant supply of conventional raw materials (Diener et al. 2014).

Fecal sludge is also used for rearing insect larva - black soldier fly (*Hermetia illucens*) – which subsequently used as protein addition to animal feed (Diener et al. 2009; Nguyen 2010). South African company, Agriprotein, uses this technology for producing feed for chicken and fish (van Huis et al., 2013). Many other studies also reported rearing insect larvae through using organic waste for producing feed not only for fish and chicken farms but also for farming frogs (Calvert et al., 1969; Hem et al., 2008; Ocio and Vinaras, 1979; Ogunji et al., 2007; St-Hilaire et al., 2007; van Huis et al. 2013). Productivity of larva mass can be higher especially when fecal sludge is applied together with municipal solid waste (Diener et al. 2009).

As experimented, one ton of fecal sludge with 40% dry solid content can yield 20 kg of dry animal meal from insect larvae with 35% protein content (Nguyen 2010). Considering that fishmeal with 70-80% protein content costs 0.7-1.2 US\$ per kg (Diener et al. 2014), it can be estimated protein or fishmeal obtained through the treatment of one ton of fecal sludge with insect larvae may worth of 7-12 US\$. Under increasing prices for fish feed (tripled during the period between 2005 and 2013) owing to increasing aquaculture production, economic feasibility of animal feed production using insect larvae is likely to be improved (Naylor et al., 2009). Processed solids remained after insect larvae treatment can be used as soil amendment thus further improving economic gains of insect larvae treatment (Diener et al. 2009).

5 Poverty alleviation and disease prevention effects of RRR

Recycling waste and wastewater resources for recovering effluents, nutrients and energy not only provide additional economically valuable assets but also further improve water, food and energy security in developing regions where these security improvements are highly demanded. Additional supply of water through wastewater treatment and replacement of fresh water use with the use of lower water quality when appropriate gain importance under increased frequency of droughts and higher crop water requirements (evapotranspiration) due to global warming (Meehl et al. 2007). Improved water supply in turn would improve food and biomass outputs, consequently counterbalancing potential hunger and malnutrition risks expected due to temperature rise.

Improved water access together with increased availability of nutrients and energy resources also essential for improved health of population and reduced incidents of illnesses among children. Safe access to water for drinking and sanitation and access to food supply at affordable prices are important as disease-preventive measures. Improved access to energy through waste and wastewater recycling, especially in winter months, may counterbalance frequent energy supply cuts in this period and thus indirectly add for disease prevention.

The establishment of well-organized waste recycling and wastewater treatment creates also new job opportunities to poor people residing in developing regions (IGES 2010). Thus, the wide-scale implementation of resource recycling and recovery technologies may have tremendous poverty alleviation effect. Yet, the improving the working conditions and mechanization of waste and wastewater collection and treatment system can be essential to improve the status of the employees in this sector (Zhu et al. 2008).

6 Health and environmental risks related with RRR technologies

Despite multiple benefits available from the recycling and reusing waste and wastewater, their re-use does not come without environmental and health risks. Although urine application may boost crop yields, increased soil salinity and groundwater contamination can be a challenging issue especially when the urine application rates are too high (Karak and Bhattacharya (2011). Similarly, untreated application of feces, sludge or sewage water may cause the accumulation of toxic content in the soil, higher carbon emissions, the spread of microbial organisms in the soil, and consequent contamination of both surface and groundwater resources. Indeed, proper treatment of waste and wastewater before any re-use may reduce these environmental risks. Especially, removal of phosphates from waste and wastewater may reduce environmental pollution and prevent or at least reduce eutrophication in water systems (Cordell et al. 2009). Yet, except high investment costs of advanced treatment technologies, their energy consumption and carbon footprint analysis should be additionally analyzed.

Direct and unplanned implementation of urine, feces, and sludge for crop cultivation also increases the health risks for plants, farmers and consumers. High salinization or pollution of soils with toxic matter squeezes crop growth and reduce crop biomass and yields (Scheierling et al. 2011). Bacteria and viruses contained in waste, sludge or wastewater can be transmitted to the farmers during the application process and trigger endemic and epidemic diseases. Chemical pollutants such as cadmium and mercury in sewage water and pharmaceuticals and antibiotics in waste also increase the risks of soil and groundwater contamination and consequent public health issues. Farm workers and consumers of vegetables and salads grown using feces, urine and wastewater face to an increased exposure to helminthic diseases such as hookworm and ascariasis and bacterio-viral diseases such as typhoid, diarrhea and cholera (Scheierling et al. 2011). Especially in periods right before harvesting food crops, untreated use of wastewater, urine and fecal sludge for irrigation may boost the incidents of these illnesses (WHO 2004). Direct use of wastewater, urine and fecal sludge for irrigation thus raise the issues of safeguarding farmers and public health in the developing countries. Given the possible contamination of urine after excretion, it should be prevented to be directly applied for crops during the last months of the pre-harvest season (Karak and Bhattacharya 2011). Moreover, it seems safer using feces and urine for biofuel, timber and fodder crops rather than for food crops. Furthermore, adequate treatment of wastewater can be required before any irrigation re-use or discharge into water bodies for minimizing health or environmental risks. Different water quality standards apply for the re-use of effluent across the countries (Table 6).

Table 6: Effluent water quality standards for different reuse choices in selected countries

| | Country | | | | | |
|-----------------|-------------|-----------|-------------|-----------|-----------------|-------------------|
| | India | | Sri Lanka | Thailand | Costa Rica | Jordan |
| | <i>DISF</i> | <i>UI</i> | <i>DISF</i> | <i>UI</i> | <i>DISF, LI</i> | <i>DISF, IVCC</i> |
| pH | 5.5-9.0 | 5.5-9.0 | 6.0-8.5 | 6.5-8.5 | 5.5-9.0 | 6.0-9.0 |
| EC (mS/cm) | | | | 2,000 | | |
| Turbidity (NTU) | | | | | | 10 |
| TSS (mg/l) | 100 | 200 | 50 | 30 | | 50 |
| O&G | 10 | 10 | 10 | 5 | 30 | 8 |
| COD (mg/l) | 250 | | 250 | | | 100 |
| BOD (mg/l) | 30 | 100 | 30 | 20 | 40 | 30 |
| NH4-N (mg/l) | 50 | 50 | 50 | | | |
| TN (mg/l) | | | | | | 45 |
| TP (mg/l) | | | | | | 30 |

Source: Adapted from EAWAG (2006),

Notes: DISF – Discharge into surface water; UI – Unrestricted irrigation; LI – Landscape irrigation; IVCC - Irrigation of vegetables consumed cooked.

7 Conclusions

A brief overview of RRR technologies provided an initial insight on pros and cons of recovering effluents, nutrients and energy from waste and wastewater. In general, potential of effluents for irrigation and environmental reuse is much higher and more economically viable than recovering nutrients and energy from waste and wastewater. The availability of large amount of wastewater from the sewage and drainage system can considerably enhance water supply under water scarce conditions and given the increasing costs of dam building and inter-basin water transfers. Moreover, when it is appropriate lower quality water can be applied instead of freshwater, consequently reducing the treatment and water supply costs. In developing countries with low income level and abundance of lands, especially primary water treatment options such as filtration ponds can be economically and technically viable yet may require educational and extensional measures to improve the safety of effluents application. Advanced treatment options at higher costs perhaps can be limited only in remote areas where value of potable or industrial water is sufficiently high (for instance, in remote mining sites/towns).

Fertilizer from urine and fecal sludge is only the third best option among fertilizer augmentation measures, being feasible after the exhaustion of measures such as improving phosphates application efficiency and manure application. Improved phosphates application efficiency and livestock manure use are two best options preferable over fecal sludge compost and urine application both in terms of phosphates recovery potential (magnitude or availability) and implementation costs. Nevertheless, the potential of recovering phosphates from fecal sludge and urine may still allow for considerable recovery of phosphates and can be introduced once the other two better options reach their limits. Especially, reuse of fecal sludge and urine with minimal treatment can be recommendable in remote rural areas which are disconnected from fertilizer markets or depend on heavy importing costs. Using partially treated fecal sludge for cultivating fodder (clover and sorghum), timber (trees) and fiber (cotton) crops can be advisable and less risky for health compared to its implementation for growing food crops. Advanced treatment of human waste for pelletized compost and soil amendments may come at higher costs than its direct application and thus can be limited to be applied for some very economically valuable crops such as flowers or trees.

Energy recovery from waste through the use of advanced technologies can be much costly than effluents and fertilizer production from waste and wastewater. This option is characterized by lower economic and financial viability compared to many other options of generating renewable energy such as solar power or wind power technologies. Thus, energy recovery from fecal waste and wastewater has very limited potential to generate energy at least in the nearest future. Nevertheless, perhaps using waste (manure, dung, crop residues, feces and urine) for cultivating biofuel crops aiming at their later use for cooking or heating houses can be viable in remote areas without connection to the common energy grid. Thus, economic relevance of particular RRR option is very case specific and depends on environmental, geographic, demographic, socio-economic and institutional conditions of the region where the option is supposed to be introduced.

8 References

- Aleklett, K., Campbell, C.J., 2003. The peak and decline of world oil and gas production. *Minerals and Energy—Raw Materials Report* 18 (1), 5-20. <http://dx.doi.org/10.1080/14041040310008374>
- Alleman, J.E., Bryan, E.H., Stumm, T.A., Marlow, W.W., Hocevar, R.C., 1990. Sludge-amended brick production: applicability for metal-laden residues. *Water Science and Technology* 22(12), 309–17.
- Ashley, K., Cordell, D., Mavinic, D., 2011. A brief history of phosphorus: from the philosopher’s stone to nutrient recovery and reuse. *Chemosphere* 84, 737–746.
- Cai, T., Park, S.Y., Li, Y., 2013. Nutrient recovery from wastewater streams by microalgae: Status and prospects. *Renewable and Sustainable Energy Reviews* 19, 360–369
- Calvert, C.C., Martin, R.D., Morgan, N.O., 1969. House fly pupae as food for poultry. *Journal of Economic Entomology* 62, 938–9
- Ceylon Fertilizer Company Ltd., 2016. Data on fertilizer prices (Available online at: www.lakpohora.lk; Accessed on 04.04.2017)
- Chi, Z., Zheng, Y., Jiang, A., Chen, S., 2011. Lipid production by culturing oleaginous yeast and algae with food waste and municipal wastewater in an integrated process. *Applied Biochemistry and Biotechnology* 165, 442–53.
- Chinnasamy, S., Bhatnagar, A., Hunt, R.W., Das, K.C., 2010. Microalgae cultivation in a wastewater dominated by carpet mill effluents for biofuel applications. *Bioresource Technology* 101, 97–105.
- Christenson, L., Sims, R., 2011. Production and harvesting of microalgae for wastewater treatment, biofuels, and bioproducts. *Biotechnology Advances* 29, 686–702
- Cieslik, B., Konieczka, P., 2016. A review of phosphorus recovery methods at various steps of wastewater treatment and sewage sludge management. The concept of “no solid waste generation” and analytical methods. *Journal of Cleaner Production* xxx, 1-13.
- Cordell, D., Drangert, J.-O., White, S., 2009. The Story of phosphorus: global food security and food for thought. *Global Environmental Change* 19, 292–305.
- Cordell, D., Rosemarin, A., Schröder, J. J., Smit, A.L., 2011. Towards global phosphorus security: a systems framework for phosphorus recovery and reuse options. *Chemosphere* 84, 747–758.
- Corcoran, E., Nellemann, C., Baker, E., Bos, R., Osborn, D., Savelli, H. (eds), 2010. Sick Water? The central role of wastewater management in sustainable development. A Rapid Response Assessment. United Nations Environment Programme, UN-HABITAT, GRID-Arendal. www.grida.no
- Diener, S., Semiyag, S., Niwagaba, C.B., Muspratt, A.M., Gning, J.B., Mbéguéré, M., Ennin, J.E., Zurbrugg, C., Strande, L., 2014. A value proposition: Resource recovery from faecal sludge—Can it be the driver for improved sanitation? *Resources, Conservation and Recycling*, 88, 32–38
- Diener, S., Zurbrugg, C., Tockner, K., 2009. Conversion of organic material by black soldier fly larvae: establishing optimal feeding rates. *Waste Management & Research* 27(6), 603-610.
- Drechsel, P., Scott, C.A., Raschid-Sally, L., Redwood, M., Bahri, A. (eds.), 2010. Wastewater irrigation and health: Assessing and mitigating risk in low-income countries. London, UK: Earthscan; Ottawa, Canada: International Development Research Centre (IDRC); Colombo, Sri Lanka: International Water Management Institute (IWMI). 404p.
- Drechsel, P., Wichelns, D., Qadir, M., 2015. Wastewater: Economic Asset in an Urbanizing World. Springer.
- EAWAG, 2006. Greywater management in low- and middle- income countries. SANDEC at EAWAG.
- FAO (Food and Agriculture Organization of the United Nations), 2010. AQUASTAT database. Available at <http://www.fao.org/nr/water/aquastat/main/index.stm> (accessed on April 13, 2014).

- FAO, 2015. World fertilizer trends and outlook to 2018.
- Gebrezgabher, S., Amewu, S., Taron, A., Otoo, M., 2016. Energy recovery from domestic and agro-waste streams in Uganda: a socioeconomic assessment. Colombo, Sri Lanka: International Water Management Institute (IWMI). CGIAR Research Program on Water, Land and Ecosystems (WLE). 52p. (Resource Recovery and Reuse Series 9). doi: 10.5337/2016.207
- Gunther, F., 1997. Hampered effluent accumulation process: phosphorus management and societal structure. *Ecological Economics* 21, 159–174.
- Gupta, A, Spears, D., Coffey, D., Khurana, N., Srivastav, N., Hathi, P., Vyas, S., 2014. Revealed Preference for Open Defecation: Evidence from a New Survey in Rural North India. *Economic & Political Weekly* 49(38).
- GWl (Global Water Intelligence), 2009. Municipal water reuse markets 2010. Oxford, UK: Media Analytics Ltd.
- Harada, H., Strande, L., Fujii, S., n.d. Challenges and Opportunities of Faecal Sludge Management for Global Sanitation. Internet source: www.eawag.ch
- Hem, S., Toure, S., Sagbla, C., Legendre, M., 2008. Bioconversion of palm kernel meal for aquaculture: experiences from the forest region (Republic of Guinea). *African Journal of Biotechnology* 7(8), 1192–8.
- Hettiarachchi, H., Ardakian, R., 2016. Safe use and wastewater in agriculture: good practice examples. UNU.
- Hoornweg, D., Bhada-Tata, P., 2012. What a waste – a review of solid waste management. World Bank Urban development series, No. 15 Knowledge Papers, http://siteresources.worldbank.org/INTURBANDEVELOPMENT/Resources/336387-1334852610766/What_a_Waste2012_Final.pdf
- Höök, M., Tang, X., 2013. Depletion of fossil fuels and anthropogenic climate change—A review. *Energy Policy* 52, 797–809.
- van Huis, A., Van Itterbeeck, J., Klunder, H., Mertens, E., Halloran, A., Muir, G., et al., 2013. Edible insects: future prospects for food and feed security. Rome: FAO; p. 201.
- Hutton, G., Haller, L., 2004. Evaluation of the Costs and Benefits of Water and Sanitation Improvements at the Global Level. World Health Organization: 1–87. Available at: http://www.who.int/water_sanitation_health/wsh0404summary/en/#.
- IFA, 2008. Feeding the Earth: Fertilizers and Global Food Security, Market Drivers and Fertilizer Economics. International Fertilizer Industry Association, Paris.
- Institute for Global Environmental Strategies (IGES), 2010. The 3Rs and Poverty Reduction in Developing Countries: Lessons from Implementation of Ecological Solid Waste Management in the Philippines. Philippines.
- International Energy Association (IEA), 2010. World Energy Outlook 2010. International Energy Agency (IEA) of the Organisation of Economic Co-Operation and Development (OECD), Paris.
- Jasinski, S.M., 2010. Phosphate Rock, Mineral Commodity Summaries. US Geological Survey. January.
- Jiménez, B., Asano, T. (eds.). 2008. Water reuse: An international survey of current practice, issues and needs. London, UK: IWA Publishing.
- Karak, T., Bhattacharyya, P., 2011. Human urine as a source of alternative natural fertilizer in agriculture: A flight of fancy or an achievable reality. *Resources, Conservation and Recycling*, 55, 400–408.
- Lautze, J., Stander, E., Drechsel, P., da Silva, A.K., Keraita, B., 2014. Global experiences in water reuse. Colombo, Sri Lanka: International Water Management Institute (IWMI). CGIAR Research Program on Water, Land and Ecosystems (WLE). 31p. (Resource Recovery and Reuse Series 4). doi: 10.5337/2014.209

- Lazarova, V., Asano, T., Bahri, A., Anderson, J., 2013. Milestones in water reuse. The best success stories. London, UK: IWA Publishing.
- Li, Y., Chen, Y., Chen, P., Min, M., Zhou, W., Martinez, B., et al., 2011. Characterization of a microalga *Chlorella* sp. well adapted to highly concentrated municipal wastewater for nutrient removal and biodiesel production. *Bioresource Technology* 102, 5138–44.
- Liew, A.G., Idris, A., Wong, C.H.K., Samad, A.A., Noor, M.J.M.M., Baki, A.M., 2004. Incorporation of sewage sludge in lay brick and its characterization. *Waste Management and Research* 22(4), 226–33.
- Liu, Y., 2005. Phosphorus Flows in China: Physical Profiles and Environmental Regulation. PhD-Thesis Wageningen University, Wageningen. ISBN: 90-8504-196-1.
- Marald, E., 1998. I motet mellan jordbruk och kemi: agrikulturkemins framvaxt pa Lantbruksakademiens experimentalfalt 1850–1907. Institutionen for idehistoria, Univ Umea.
- Markou, G., Georgakakis, .D. (2011) Cultivation of filamentous cyanobacteria (bluegreen algae) in agro-industrial wastes and wastewaters: a review. *Applied Energy* 88(3), 389–401.
- Matsui, S., 1997. Nightsoil collection and treatment in Japan. In: Drangert, J.-O., Bew, J., Winblad, U. (Eds.). *Ecological Alternatives in Sanitation*. Publications on Water Resources: No 9. Sida, Stockholm.
- Mayer, B.K., Baker, L.A., Boyer, T.H., Drechsel, P., Gifford, M., Hanjra, M.A., Parameswaran, P., Stoltzfus, J., Westerhoff, P., Rittman, B.E., 2016. Total Value of Phosphorus Recovery. *Environmental Science & Tehcnology*.
- Meehl, G.A., et al., 2007. Global climate projections. In: S. Solomon, et al., eds. *Climate change 2007: the physical science basis*. Contribution of Working Group I to the fourth assessment report of the intergovernmental panel on climate change. Cambridge: Cambridge University Press.
- Mihelcic, J.P., Lauren, M.F., Shaw, R., 2011. Global potential of phosphorus recovery from urine and feces. *Chemosphere* 84, 832-839.
- McKinsey&Company (2009). *Charting our water future*. (Available online at: www.mckinsey.com; Accessed on 04.05.2017)
- Morse, G.K., Brett, S.W., Guy, J.A., Lester, J.N., 1998. Review: Phosphorus removal and recovery technologies. *The Science of the Total Environment* 212, 69-81
- Mulbry, W., Kondrad, S., Pizarro, C., Kebede-Westhead, E., 2008. Treatment of dairy manure effluent using freshwater algae: algal productivity and recovery of manure nutrients using pilot-scale algal turf scrubbers. *Bioresource Technology* 99, 8137–42.
- Mulbry, W., Kondrad, S., Buyer, J., Luthria, D., 2009. Optimization of an oil extraction process for algae from the treatment of manure effluent. *Journal of the American Oil Chemists' Society* 86, 909–15.
- Naylor, R.L., Hardy, R.W., Bureau, D.P., Chiu, A., Elliott, M., Farrell, A.P., et al., 2009. Feeding aquaculture in an era of finite resources. *Proceedings of the National Academy of Sciences (PNAS)* 106(36), 15103–10.
- Nguyen, HD., 2010. *Decomposition of organic wastes and fecal sludge by black soldier fly larvae*. Thailand: Asian Institute of Technology.
- Ocio, E., Vinaras, R., 1979. House fly larvae meal grown on municipal organic waste as a source of protein in poultry diets. *Animal Feed Sciences and Technology* 4(3), 227–31.
- Ogunji, J.O., Nimptsch, J., Wiegand, C., Schulz, C., 2007. Evaluation of the influence of housefly maggot meal (magemal) diets on catalase, glutathione S-transferase and glycogen concentration in the liver of *Oreochromis niloticus* fingerling. *Comparative Biochemistry and Physiology - Part A: Molecular Integrative Physiology* 47(4), 942–7.

- Pearce, B.J., 2015. Phosphorus Recovery Transition Tool (PRTT): a transdisciplinary framework for implementing a regenerative urban phosphorus cycle. *Journal of Cleaner Production* 109, 203-215.
- Pittman, J.K., Dean, A.P., Osundeko, O., 2011. The potential of sustainable algal biofuel production using wastewater resources. *Bioresource Technology* 102, 17–25.
- Razzak, S.A., Hossain, M.M., Lucky, R.A., Bassi, A.S., de Lasa, H., 2013. Integrated CO₂ capture, wastewater treatment and biofuel production by microalgae culturing—A review. *Renewable and Sustainable Energy Reviews* 27, 622–653.
- Rittmann, B.E., Mayer, B., Westerhoff, P., Edwards, M., 2011. Capturing the lost phosphorus. *Chemosphere* 84, 846–853.
- Rose, C., Parker, A., Jefferson, B., Cartmell, E., 2015. The Characterization of Feces and Urine: A Review of the Literature to Inform Advanced Treatment Technology, *Critical Reviews in Environmental Science and Technology* 45(17), 1827-1879.
- Rosmarin, A., 2004. The Precarious Geopolitics of Phosphorous, *Down to Earth: Science and Environment Fortnightly*, 27–31.
- Roy, E.D., 2016 (in press). Phosphorus recovery and recycling with ecological engineering: A review. *Ecological engineering*.
- Runge-Metzger, A., 1995. Closing The Cycle: Obstacles To Efficient P Management For Improved Global Food Security. *SCOPE 54 – Phosphorus in the Global Environment – Transfers, Cycles and Management*.
- Scheierling, S., Bartone, C.R., Mara, D.D., Drechsel, P., 2011. Towards an agenda for improving wastewater use in agriculture, *Water International* 36(4), 420-440.
- Scheierling, S.M., Bartone, C., Mara, D.D., Drechsel, P., 2010. Improving wastewater use in agriculture: An emerging priority. Policy Research Working Paper No. 5412. Washington, DC, USA: The World Bank.
- Siebert, S., Doell, P., 2007. Irrigation water use – A global perspective. In: Lozan, J.I., Grassl, H., Hupfer, P., Menzel, L., Schoenwiese, C.-D. (eds.): *Global change: Enough water for all?* Universitaet Hamburg / GEO, 104-107.
- Singh, R.P., Agrawal, M., 2008. Potential benefits and risks of land application of sewage sludge. *Waste Management* 28(2), 347-58.
- Singh, A., Nigam, P.S., Murphy, J.D., 2011. Renewable fuels from algae: An answer to debatable land based fuels. *Bioresource Technology* 102, 10–16.
- Smil, V., 2000b. Phosphorus in the environment: natural flows and human interferences. *Annual Review of Energy and the Environment* 25, 53–88.
- Steen, I., 1998. Phosphorus availability in the 21st Century: management of a nonrenewable resource. *Phosphorus and Potassium* 217, 25–31.
- St-Hilaire, S., Sheppard, D.C., Tomberlin, J.K., Irving, S., Newton, G.L., McGuire, M.A., et al., 2007. Fly prepupae as a feedstuff for rainbow trout, *Oncorhynchus mykiss*. *Journal of World Aquaculture Sociology* 38(1), 59–67.
- Strauss, M., Drescher, S., Zurbrügg, C., Montangero, A., Cofie, O., Drechsel, P., 2003. Co-composting of Faecal Sludge and Municipal Organic Waste: A Literature and State-of-Knowledge Review.
- Tan, Zh., Lagerkvist, A., 2011. Phosphorus recovery from the biomass ash: A review. *Renewable and Sustainable Energy Reviews* 15, 3588–3602.
- Tay, J.-H., Show, K.-W., 1997. Resource recovery of sludge as a building and construction material- a future trend in sludge management. *Water Science and Technology* 36(11), 259-266.
- Themelis, N.J., 2003. An overview of the global waste-to-energy industry. *Waste Management World (Review Issue) 2003-2004*, 40-47.

- Tilley, E., Ulrich, L., Lüthi, C., Reymond, Ph., Schertenleib, R., Zurbrügg, C., 2014. Compendium of Sanitation Systems and Technologies. 2nd Revised Edition. Swiss Federal Institute of Aquatic Science and Technology (Eawag). Dübendorf, Switzerland.
- UNWATER, 2016. Water and sanitation interlinkages across the 2030 Agenda for sustainable Development. Geneva.
- Von Braun, J., 2016. Expanding water modeling to serve real policy needs. *Water Economics and Policy* 2(4), 1671004.
- WHO, 2004. The global burden of disease: 2004 update. Geneva, Switzerland: World Health Organization (WHO). Available at http://www.who.int/healthinfo/global_burden_dise
- World Bank, 2010. Improving Wastewater Use in Agriculture: An Emerging Priority. Energy Transport and Water Department Water Anchor (ETWWA).
- World Economic Council (WEC), 2016. World Energy Resources.
- World Bank, 2012. What a waste: A Global Review of Solid Waste Management.
- Xie, J., Liebenthal, A., Warford, J., et al., 2009. Addressing China's water scarcity: recommendations for selected water resources management issues. The World Bank, Washington DC.
- Zhu, D., Asnani, P.U., Zurbrügg, C., Anapolsky, S., Mani, S., 2008. Improving Municipal Solid Waste Management in India: A Sourcebook for Policy Makers and Practitioners. World Bank, Washington DC.

1. Evers, Hans-Dieter and Solvay Gerke (2005). Closing the Digital Divide: Southeast Asia's Path Towards a Knowledge Society.
2. Bhuiyan, Shajahan and Hans-Dieter Evers (2005). Social Capital and Sustainable Development: Theories and Concepts.
3. Schetter, Conrad (2005). Ethnicity and the Political Reconstruction of Afghanistan.
4. Kassahun, Samson (2005). Social Capital and Community Efficacy. In Poor Localities of Addis Ababa Ethiopia.
5. Fuest, Veronika (2005). Policies, Practices and Outcomes of Demand-oriented Community Water Supply in Ghana: The National Community Water and Sanitation Programme 1994 – 2004.
6. Menkhoff, Thomas and Hans-Dieter Evers (2005). Strategic Groups in a Knowledge Society: Knowledge Elites as Drivers of Biotechnology Development in Singapore.
7. Mollinga, Peter P. (2005). The Water Resources Policy Process in India: Centralisation, Polarisation and New Demands on Governance.
8. Evers, Hans-Dieter (2005). Wissen ist Macht: Experten als Strategische Gruppe.
- 8.a Evers, Hans-Dieter and Solvay Gerke (2005). Knowledge is Power: Experts as Strategic Group.
9. Fuest, Veronika (2005). Partnerschaft, Patronage oder Paternalismus? Eine empirische Analyse der Praxis universitärer Forschungsk Kooperation mit Entwicklungsländern.
10. Laube, Wolfram (2005). Promise and Perils of Water Reform: Perspectives from Northern Ghana.
11. Mollinga, Peter P. (2004). Sleeping with the Enemy: Dichotomies and Polarisation in Indian Policy Debates on the Environmental and Social Effects of Irrigation.
12. Wall, Caleb (2006). Knowledge for Development: Local and External Knowledge in Development Research.
13. Laube, Wolfram and Eva Youkhana (2006). Cultural, Socio-Economic and Political Constraints for Virtual Water Trade: Perspectives from the Volta Basin, West Africa.
14. Hornidge, Anna-Katharina (2006). Singapore: The Knowledge-Hub in the Straits of Malacca.
15. Evers, Hans-Dieter and Caleb Wall (2006). Knowledge Loss: Managing Local Knowledge in Rural Uzbekistan.
16. Youkhana, Eva; Lautze, J. and B. Barry (2006). Changing Interfaces in Volta Basin Water Management: Customary, National and Transboundary.
17. Evers, Hans-Dieter and Solvay Gerke (2006). The Strategic Importance of the Straits of Malacca for World Trade and Regional Development.
18. Hornidge, Anna-Katharina (2006). Defining Knowledge in Germany and Singapore: Do the Country-Specific Definitions of Knowledge Converge?
19. Mollinga, Peter M. (2007). Water Policy – Water Politics: Social Engineering and Strategic Action in Water Sector Reform.
20. Evers, Hans-Dieter and Anna-Katharina Hornidge (2007). Knowledge Hubs Along the Straits of Malacca.
21. Sultana, Nayeem (2007). Trans-National Identities, Modes of Networking and Integration in a Multi-Cultural Society. A Study of Migrant Bangladeshis in Peninsular Malaysia.
22. Yalcin, Resul and Peter M. Mollinga (2007). Institutional Transformation in Uzbekistan's Agricultural and Water Resources Administration: The Creation of a New Bureaucracy.
23. Menkhoff, T.; Loh, P. H. M.; Chua, S. B.; Evers, H.-D. and Chay Yue Wah (2007). Riau Vegetables for Singapore Consumers: A Collaborative Knowledge-Transfer Project Across the Straits of Malacca.
24. Evers, Hans-Dieter and Solvay Gerke (2007). Social and Cultural Dimensions of Market Expansion.
25. Obeng, G. Y.; Evers, H.-D.; Akuffo, F. O., Braimah, I. and A. Brew-Hammond (2007). Solar PV Rural Electrification and Energy-Poverty Assessment in Ghana: A Principal Component Analysis.

26. Eguavoen, Irit; E. Youkhana (2008). Small Towns Face Big Challenge. The Management of Piped Systems after the Water Sector Reform in Ghana.
27. Evers, Hans-Dieter (2008). Knowledge Hubs and Knowledge Clusters: Designing a Knowledge Architecture for Development
28. Ampomah, Ben Y.; Adjei, B. and E. Youkhana (2008). The Transboundary Water Resources Management Regime of the Volta Basin.
29. Saravanan.V.S.; McDonald, Geoffrey T. and Peter P. Mollinga (2008). Critical Review of Integrated Water Resources Management: Moving Beyond Polarised Discourse.
30. Laube, Wolfram; Awo, Martha and Benjamin Schraven (2008). Erratic Rains and Erratic Markets: Environmental change, economic globalisation and the expansion of shallow groundwater irrigation in West Africa.
31. Mollinga, Peter P. (2008). For a Political Sociology of Water Resources Management.
32. Hauck, Jennifer; Youkhana, Eva (2008). Histories of water and fisheries management in Northern Ghana.
33. Mollinga, Peter P. (2008). The Rational Organisation of Dissent. Boundary concepts, boundary objects and boundary settings in the interdisciplinary study of natural resources management.
34. Evers, Hans-Dieter; Gerke, Solvay (2009). Strategic Group Analysis.
35. Evers, Hans-Dieter; Benedikter, Simon (2009). Strategic Group Formation in the Mekong Delta - The Development of a Modern Hydraulic Society.
36. Obeng, George Yaw; Evers, Hans-Dieter (2009). Solar PV Rural Electrification and Energy-Poverty: A Review and Conceptual Framework With Reference to Ghana.
37. Scholtes, Fabian (2009). Analysing and explaining power in a capability perspective.
38. Eguavoen, Irit (2009). The Acquisition of Water Storage Facilities in the Abay River Basin, Ethiopia.
39. Hornidge, Anna-Katharina; Mehmood Ul Hassan; Mollinga, Peter P. (2009). 'Follow the Innovation' – A joint experimentation and learning approach to transdisciplinary innovation research.
40. Scholtes, Fabian (2009). How does moral knowledge matter in development practice, and how can it be researched?
41. Laube, Wolfram (2009). Creative Bureaucracy: Balancing power in irrigation administration in northern Ghana.
42. Laube, Wolfram (2009). Changing the Course of History? Implementing water reforms in Ghana and South Africa.
43. Scholtes, Fabian (2009). Status quo and prospects of smallholders in the Brazilian sugarcane and ethanol sector: Lessons for development and poverty reduction.
44. Evers, Hans-Dieter; Genschick, Sven; Schraven, Benjamin (2009). Constructing Epistemic Landscapes: Methods of GIS-Based Mapping.
45. Saravanan V.S. (2009). Integration of Policies in Framing Water Management Problem: Analysing Policy Processes using a Bayesian Network.
46. Saravanan V.S. (2009). Dancing to the Tune of Democracy: Agents Negotiating Power to Decentralise Water Management.
47. Huu, Pham Cong; Rhlers, Eckart; Saravanan, V. Subramanian (2009). Dyke System Planing: Theory and Practice in Can Tho City, Vietnam.
48. Evers, Hans-Dieter; Bauer, Tatjana (2009). Emerging Epistemic Landscapes: Knowledge Clusters in Ho Chi Minh City and the Mekong Delta.
49. Reis, Nadine; Mollinga, Peter P. (2009). Microcredit for Rural Water Supply and Sanitation in the Mekong Delta. Policy implementation between the needs for clean water and 'beautiful latrines'.
50. Gerke, Solvay; Ehlert, Judith (2009). Local Knowledge as Strategic Resource: Fishery in the Seasonal Floodplains of the Mekong Delta, Vietnam

51. Schraven, Benjamin; Eguavoen, Irit; Manske, Günther (2009). Doctoral degrees for capacity development: Results from a survey among African BiGS-DR alumni.
52. Nguyen, Loan (2010). Legal Framework of the Water Sector in Vietnam.
53. Nguyen, Loan (2010). Problems of Law Enforcement in Vietnam. The Case of Wastewater Management in Can Tho City.
54. Oberkircher, Lisa et al. (2010). Rethinking Water Management in Khorezm, Uzbekistan. Concepts and Recommendations.
55. Waibel, Gabi (2010). State Management in Transition: Understanding Water Resources Management in Vietnam.
56. Saravanan V.S.; Mollinga, Peter P. (2010). Water Pollution and Human Health. Transdisciplinary Research on Risk Governance in a Complex Society.
57. Vormoor, Klaus (2010). Water Engineering, Agricultural Development and Socio-Economic Trends in the Mekong Delta, Vietnam.
58. Hornidge, Anna-Katharina; Kurfürst, Sandra (2010). Envisioning the Future, Conceptualising Public Space. Hanoi and Singapore Negotiating Spaces for Negotiation.
59. Mollinga, Peter P. (2010). Transdisciplinary Method for Water Pollution and Human Health Research.
60. Youkhana, Eva (2010). Gender and the development of handicraft production in rural Yucatán/Mexico.
61. Naz, Farhat; Saravanan V. Subramanian (2010). Water Management across Space and Time in India.
62. Evers, Hans-Dieter; Nordin, Ramli, Nienkemoer, Pamela (2010). Knowledge Cluster Formation in Peninsular Malaysia: The Emergence of an Epistemic Landscape.
63. Mehmood Ul Hassan; Hornidge, Anna-Katharina (2010). 'Follow the Innovation' – The second year of a joint experimentation and learning approach to transdisciplinary research in Uzbekistan.
64. Mollinga, Peter P. (2010). Boundary concepts for interdisciplinary analysis of irrigation water management in South Asia.
65. Noelle-Karimi, Christine (2006). Village Institutions in the Perception of National and International Actors in Afghanistan. **(Amu Darya Project Working Paper No. 1)**
66. Kuzmits, Bernd (2006). Cross-bordering Water Management in Central Asia. **(Amu Darya Project Working Paper No. 2)**
67. Schetter, Conrad; Glassner, Rainer; Karokhail, Masood (2006). Understanding Local Violence. Security Arrangements in Kandahar, Kunduz and Paktia. **(Amu Darya Project Working Paper No. 3)**
68. Shah, Usman (2007). Livelihoods in the Asqalan and Sufi-Qarayateem Canal Irrigation Systems in the Kunduz River Basin. **(Amu Darya Project Working Paper No. 4)**
69. ter Steege, Bernie (2007). Infrastructure and Water Distribution in the Asqalan and Sufi-Qarayateem Canal Irrigation Systems in the Kunduz River Basin. **(Amu Darya Project Working Paper No. 5)**
70. Mielke, Katja (2007). On The Concept of 'Village' in Northeastern Afghanistan. Explorations from Kunduz Province. **(Amu Darya Project Working Paper No. 6)**
71. Mielke, Katja; Glassner, Rainer; Schetter, Conrad; Yarash, Nasratullah (2007). Local Governance in Warsaj and Farkhar Districts. **(Amu Darya Project Working Paper No. 7)**
72. Meininghaus, Esther (2007). Legal Pluralism in Afghanistan. **(Amu Darya Project Working Paper No. 8)**
73. Yarash, Nasratullah; Smith, Paul; Mielke, Katja (2010). The fuel economy of mountain villages in Ishkamish and Burka (Northeast Afghanistan). Rural subsistence and urban marketing patterns. **(Amu Darya Project Working Paper No. 9)**
74. Oberkircher, Lisa (2011). 'Stay – We Will Serve You Plov!'. Puzzles and pitfalls of water research in rural Uzbekistan.
75. Shtaltovna, Anastasiya; Hornidge, Anna-Katharina; Mollinga, Peter P. (2011). The Reinvention of Agricultural Service Organisations in Uzbekistan – a Machine-Tractor Park in the Khorezm Region.

76. Stellmacher, Till; Grote, Ulrike (2011). Forest Coffee Certification in Ethiopia: Economic Boon or Ecological Bane?
77. Gatzweiler, Franz W.; Baumüller, Heike; Ladenburger, Christine; von Braun, Joachim (2011). Marginality. Addressing the roots causes of extreme poverty.
78. Mielke, Katja; Schetter, Conrad; Wilde, Andreas (2011). Dimensions of Social Order: Empirical Fact, Analytical Framework and Boundary Concept.
79. Yarash, Nasratullah; Mielke, Katja (2011). The Social Order of the Bazaar: Socio-economic embedding of Retail and Trade in Kunduz and Imam Sahib
80. Baumüller, Heike; Ladenburger, Christine; von Braun, Joachim (2011). Innovative business approaches for the reduction of extreme poverty and marginality?
81. Ziai, Aram (2011). Some reflections on the concept of 'development'.
82. Saravanan V.S., Mollinga, Peter P. (2011). The Environment and Human Health - An Agenda for Research.
83. Eguavoen, Irit; Tesfai, Weyni (2011). Rebuilding livelihoods after dam-induced relocation in Koga, Blue Nile basin, Ethiopia.
84. Eguavoen, I., Sisay Demeku Derib et al. (2011). Digging, damming or diverting? Small-scale irrigation in the Blue Nile basin, Ethiopia.
85. Genschick, Sven (2011). Pangasius at risk - Governance in farming and processing, and the role of different capital.
86. Quy-Hanh Nguyen, Hans-Dieter Evers (2011). Farmers as knowledge brokers: Analysing three cases from Vietnam's Mekong Delta.
87. Poos, Wolf Henrik (2011). The local governance of social security in rural Surkhondarya, Uzbekistan. Post-Soviet community, state and social order.
88. Graw, Valerie; Ladenburger, Christine (2012). Mapping Marginality Hotspots. Geographical Targeting for Poverty Reduction.
89. Gerke, Solvay; Evers, Hans-Dieter (2012). Looking East, looking West: Penang as a Knowledge Hub.
90. Turaeva, Rano (2012). Innovation policies in Uzbekistan: Path taken by ZEFa project on innovations in the sphere of agriculture.
91. Gleisberg-Gerber, Katrin (2012). Livelihoods and land management in the Ioba Province in south-western Burkina Faso.
92. Hiemenz, Ulrich (2012). The Politics of the Fight Against Food Price Volatility – Where do we stand and where are we heading?
93. Baumüller, Heike (2012). Facilitating agricultural technology adoption among the poor: The role of service delivery through mobile phones.
94. Akpabio, Emmanuel M.; Saravanan V.S. (2012). Water Supply and Sanitation Practices in Nigeria: Applying Local Ecological Knowledge to Understand Complexity.
95. Evers, Hans-Dieter; Nordin, Ramli (2012). The Symbolic Universe of Cyberjaya, Malaysia.
96. Akpabio, Emmanuel M. (2012). Water Supply and Sanitation Services Sector in Nigeria: The Policy Trend and Practice Constraints.
97. Boboyorov, Hafiz (2012). Masters and Networks of Knowledge Production and Transfer in the Cotton Sector of Southern Tajikistan.
98. Van Assche, Kristof; Hornidge, Anna-Katharina (2012). Knowledge in rural transitions - formal and informal underpinnings of land governance in Khorezm.
99. Eguavoen, Irit (2012). Blessing and destruction. Climate change and trajectories of blame in Northern Ghana.
100. Callo-Concha, Daniel; Gaiser, Thomas and Ewert, Frank (2012). Farming and cropping systems in the West African Sudanian Savanna. WASCAL research area: Northern Ghana, Southwest Burkina Faso and Northern Benin.

101. Sow, Papa (2012). Uncertainties and conflicting environmental adaptation strategies in the region of the Pink Lake, Senegal.
102. Tan, Siwei (2012). Reconsidering the Vietnamese development vision of “industrialisation and modernisation by 2020”.
103. Ziai, Aram (2012). Postcolonial perspectives on ‘development’.
104. Kelboro, Girma; Stellmacher, Till (2012). Contesting the National Park theorem? Governance and land use in Nech Sar National Park, Ethiopia.
105. Kotsila, Panagiota (2012). “Health is gold”: Institutional structures and the realities of health access in the Mekong Delta, Vietnam.
106. Mandler, Andreas (2013). Knowledge and Governance Arrangements in Agricultural Production: Negotiating Access to Arable Land in Zarafshan Valley, Tajikistan.
107. Tsegai, Daniel; McBain, Florence; Tischbein, Bernhard (2013). Water, sanitation and hygiene: the missing link with agriculture.
108. Pangaribowo, Evita Hanie; Gerber, Nicolas; Torero, Maximo (2013). Food and Nutrition Security Indicators: A Review.
109. von Braun, Joachim; Gerber, Nicolas; Mirzabaev, Alisher; Nkonya Ephraim (2013). The Economics of Land Degradation.
110. Stellmacher, Till (2013). Local forest governance in Ethiopia: Between legal pluralism and livelihood realities.
111. Evers, Hans-Dieter; Purwaningrum, Farah (2013). Japanese Automobile Conglomerates in Indonesia: Knowledge Transfer within an Industrial Cluster in the Jakarta Metropolitan Area.
112. Waibel, Gabi; Benedikter, Simon (2013). The formation water user groups in a nexus of central directives and local administration in the Mekong Delta, Vietnam.
113. Ayaribilla Akudugu, Jonas; Laube, Wolfram (2013). Implementing Local Economic Development in Ghana: Multiple Actors and Rationalities.
114. Malek, Mohammad Abdul; Hossain, Md. Amzad; Saha, Ratnajit; Gatzweiler, Franz W. (2013). Mapping marginality hotspots and agricultural potentials in Bangladesh.
115. Siriwardane, Rapti; Winands, Sarah (2013). Between hope and hype: Traditional knowledge(s) held by marginal communities.
116. Nguyen, Thi Phuong Loan (2013). The Legal Framework of Vietnam’s Water Sector: Update 2013.
117. Shtaltovna, Anastasiya (2013). Knowledge gaps and rural development in Tajikistan. Agricultural advisory services as a panacea?
118. Van Assche, Kristof; Hornidge, Anna-Katharina; Shtaltovna, Anastasiya; Boboyorov, Hafiz (2013). Epistemic cultures, knowledge cultures and the transition of agricultural expertise. Rural development in Tajikistan, Uzbekistan and Georgia.
119. Schädler, Manuel; Gatzweiler, Franz W. (2013). Institutional Environments for Enabling Agricultural Technology Innovations: The role of Land Rights in Ethiopia, Ghana, India and Bangladesh.
120. Eguavo, Irit; Schulz, Karsten; de Wit, Sara; Weisser, Florian; Müller-Mahn, Detlef (2013). Political dimensions of climate change adaptation. Conceptual reflections and African examples.
121. Feuer, Hart Nadav; Hornidge, Anna-Katharina; Schetter, Conrad (2013). Rebuilding Knowledge. Opportunities and risks for higher education in post-conflict regions.
122. Dörendahl, Esther I. (2013). Boundary work and water resources. Towards improved management and research practice?
123. Baumüller, Heike (2013). Mobile Technology Trends and their Potential for Agricultural Development
124. Saravanan, V.S. (2013). “Blame it on the community, immunize the state and the international agencies.” An assessment of water supply and sanitation programs in India.

125. Ariff, Syamimi; Evers, Hans-Dieter; Ndah, Anthony Banyouko; Purwaningrum, Farah (2014). Governing Knowledge for Development: Knowledge Clusters in Brunei Darussalam and Malaysia.
126. Bao, Chao; Jia, Lili (2014). Residential fresh water demand in China. A panel data analysis.
127. Siriwardane, Rapti (2014). War, Migration and Modernity: The Micro-politics of the Hijab in Northeastern Sri Lanka.
128. Kirui, Oliver Kiptoo; Mirzabaev, Alisher (2014). Economics of Land Degradation in Eastern Africa.
129. Evers, Hans-Dieter (2014). Governing Maritime Space: The South China Sea as a Mediterranean Cultural Area.
130. Saravanan, V. S.; Mavalankar, D.; Kulkarni, S.; Nussbaum, S.; Weigelt, M. (2014). Metabolized-water breeding diseases in urban India: Socio-spatiality of water problems and health burden in Ahmedabad.
131. Zulfiqar, Ali; Mujeri, Mustafa K.; Badrun Nessa, Ahmed (2014). Extreme Poverty and Marginality in Bangladesh: Review of Extreme Poverty Focused Innovative Programmes.
132. Schwachula, Anna; Vila Seoane, Maximiliano; Hornidge, Anna-Katharina (2014). Science, technology and innovation in the context of development. An overview of concepts and corresponding policies recommended by international organizations.
133. Callo-Concha, Daniel (2014). Approaches to managing disturbance and change: Resilience, vulnerability and adaptability.
134. Mc Bain, Florence (2014). Health insurance and health environment: India's subsidized health insurance in a context of limited water and sanitation services.
135. Mirzabaev, Alisher; Guta, Dawit; Goedecke, Jann; Gaur, Varun; Börner, Jan; Virchow, Detlef; Denich, Manfred; von Braun, Joachim (2014). Bioenergy, Food Security and Poverty Reduction: Mitigating tradeoffs and promoting synergies along the Water-Energy-Food Security Nexus.
136. Iskandar, Deden Dinar; Gatzweiler, Franz (2014). An optimization model for technology adoption of marginalized smallholders: Theoretical support for matching technological and institutional innovations.
137. Bühler, Dorothee; Grote, Ulrike; Hartje, Rebecca; Ker, Bopha; Lam, Do Truong; Nguyen, Loc Duc; Nguyen, Trung Thanh; Tong, Kimsun (2015). Rural Livelihood Strategies in Cambodia: Evidence from a household survey in Stung Treng.
138. Amankwah, Kwadwo; Shtaltovna, Anastasiya; Kelboro, Girma; Hornidge, Anna-Katharina (2015). A Critical Review of the Follow-the-Innovation Approach: Stakeholder collaboration and agricultural innovation development.
139. Wiesmann, Doris; Biesalski, Hans Konrad; von Grebmer, Klaus; Bernstein, Jill (2015). Methodological review and revision of the Global Hunger Index.
140. Eguavo, Irit; Wahren, Julia (2015). Climate change adaptation in Burkina Faso: aid dependency and obstacles to political participation. Adaptation au changement climatique au Burkina Faso: la dépendance à l'aide et les obstacles à la participation politique.
141. Youkhana, Eva. Postponed to 2016 (147).
142. Von Braun, Joachim; Kalkuhl, Matthias (2015). International Science and Policy Interaction for Improved Food and Nutrition Security: toward an International Panel on Food and Nutrition (IPFN).
143. Mohr, Anna; Beuchelt, Tina; Schneider, Rafaël; Virchow, Detlef (2015). A rights-based food security principle for biomass sustainability standards and certification systems.
144. Husmann, Christine; von Braun, Joachim; Badiane, Ousmane; Akinbamijo, Yemi; Fatunbi, Oluwole Abiodun; Virchow, Detlef (2015). Tapping Potentials of Innovation for Food Security and Sustainable Agricultural Growth: An Africa-Wide Perspective.
145. Laube, Wolfram (2015). Changing Aspirations, Cultural Models of Success, and Social Mobility in Northern Ghana.
146. Narayanan, Sudha; Gerber, Nicolas (2016). Social Safety Nets for Food and Nutritional Security in India.

147. Youkhana, Eva (2016). Migrants' religious spaces and the power of Christian Saints – the Latin American Virgin of Cisne in Spain.
148. Grote, Ulrike; Neubacher, Frank (2016). Rural Crime in Developing Countries: Theoretical Framework, Empirical Findings, Research Needs.
149. Sharma, Rasadhika; Nguyen, Thanh Tung; Grote, Ulrike; Nguyen, Trung Thanh. Changing Livelihoods in Rural Cambodia: Evidence from panel household data in Stung Treng.
150. Kavegue, Afi; Eguavoen, Irit (2016). The experience and impact of urban floods and pollution in Ebo Town, Greater Banjul Area, in The Gambia.
151. Mbaye, Linguère Mously; Zimmermann, Klaus F. (2016). Natural Disasters and Human Mobility.
152. Gulati, Ashok; Manchanda, Stuti; Kacker, Rakesh (2016). Harvesting Solar Power in India.
153. Laube, Wolfram; Awo, Martha; Derbile, Emmanuel (2017). Smallholder Integration into the Global Shea Nut Commodity Chain in Northern Ghana. Promoting poverty reduction or continuing exploitation?
154. Attemene, Pauline; Eguavoen, Irit (2017). Effects of sustainability communication on environments and rural livelihoods.
155. Von Braun, Joachim; Kofol, Chiara (2017). Expanding Youth Employment in the Arab Region and Africa.
156. Beuchelt, Tina 2017. Buying green and social from abroad: Are biomass-focused voluntary sustainability standards useful for European public procurement?
157. Bekchanov, Maksud (2017). Potentials of Waste and Wastewater Resources Recovery and Re-use (RRR) Options for Improving Water, Energy and Nutrition Security.

<http://www.zef.de/workingpapers.html>



zef

Center for
Development Research
University of Bonn

Working Paper Series

Author: Maksud Bekchanov
Contacts: mbekchan@uni-bonn.de
Photo: McKay Savage (Chennai, Tamil Nadu, India)

Published by:
Zentrum für Entwicklungsforschung (ZEF)
Center for Development Research
Walter-Flex-Str. 3
D – 53113 Bonn
Germany
Phone: +49-228-73-1861
Fax: +49-228-73-1869
E-Mail: presse.zef@uni-bonn.de
www.zef.de