

Dutt, Amitava K.

Working Paper

Growth, distribution and technological change

Texto para discussão, No. 132

Provided in Cooperation with:

Departamento de Economia, Pontifícia Universidade Católica do Rio de Janeiro

Suggested Citation: Dutt, Amitava K. (1986) : Growth, distribution and technological change, Texto para discussão, No. 132, Pontifícia Universidade Católica do Rio de Janeiro (PUC-Rio), Departamento de Economia, Rio de Janeiro

This Version is available at:

<https://hdl.handle.net/10419/186379>

Standard-Nutzungsbedingungen:

Die Dokumente auf EconStor dürfen zu eigenen wissenschaftlichen Zwecken und zum Privatgebrauch gespeichert und kopiert werden.

Sie dürfen die Dokumente nicht für öffentliche oder kommerzielle Zwecke vervielfältigen, öffentlich ausstellen, öffentlich zugänglich machen, vertreiben oder anderweitig nutzen.

Sofern die Verfasser die Dokumente unter Open-Content-Lizenzen (insbesondere CC-Lizenzen) zur Verfügung gestellt haben sollten, gelten abweichend von diesen Nutzungsbedingungen die in der dort genannten Lizenz gewährten Nutzungsrechte.

Terms of use:

Documents in EconStor may be saved and copied for your personal and scholarly purposes.

You are not to copy documents for public or commercial purposes, to exhibit the documents publicly, to make them publicly available on the internet, or to distribute or otherwise use the documents in public.

If the documents have been made available under an Open Content Licence (especially Creative Commons Licences), you may exercise further usage rights as specified in the indicated licence.

DEPARTAMENTO DE ECONOMIA

PUC/RJ

Agosto/1986

TEXTO PARA DISCUSSÃO

Nº 132

GROWTH, DISTRIBUTION AND

TECHNOLOGICAL CHANGE

Amitava Krishna Dutt*

Department of Economics

Florida International University

Miami, Florida 33199 USA

Departamento de Economia

Pontifícia Universidade Católica do Rio de Janeiro

Rio de Janeiro 22453 Brasil

A simple model of a capitalist economy is developed to examine effects of technological change on growth and income distribution. It is shown that the economy - in the long run - can either be demand constrained, labor constrained or capital constrained, and the effects of technological change depend on which of the three cases characterise the economy, and the relationship between technological change and investment behavior.

* I am grateful to the participants of a seminar at the Department of Economics at PUC/RJ, for their comments.

1. Introduction

The purpose of this paper is to examine the role of technological progress in the determination of growth and distribution in capitalist economies. The issue is one that is both important and complicated, and one that has received attention from economists no less than Smith, Ricardo and Marx, among others. This paper will confine its attention to a simple model of a capitalist economy which introduces technological change in a very simple way, in order to analyse these issues. By so doing it shall hopefully be able to shed some light on some questions that have been widely discussed in the relevant literature.

The paper proceeds as follows. Section 2 examines the basic assumptions describing the economy modelled. Section 3 considers the behavior of the economy in the short run, while section 4 examines its long run dynamics and equilibrium without technological change. Section 5 introduces technological change into the model and comments on its role as a determinant of growth. Section 6 concludes.

2. Assumptions of the model

The following assumptions are made in our model.

(1) The economy produces only one good which can be consumed or invested and thus converted into productive capital.

(2) Production is undertaken by firms which are similar enough to allow us to use the Marshallian device of the

"representative firm", which was used in the analysis of growth by Kaldor (1961).

(3) The firm produces with a fixed coefficients production function exhibiting constant returns to scale of the type

$$X = \min [K/a_1, L/a_0] \quad (1)$$

where X is the level of output, K the stock of capital employed by firms, L the amount of labor used by firms, a_1 is the (technologically) fixed capital-output ratio and a_0 the fixed labor-output ratio. The input-output coefficients need not be taken to be given technologically, but may be interpreted as the potential ones given technology, efficiency, and social arrangements.

(4) Total income is divided between wage income which goes to workers and profit income which goes to capitalists. A constant fraction of profit income, s , is saved (the rest being consumed), while wages are entirely consumed.

(5) Firms make investment plans which are independent of the saving decisions made in the economy. The investment plans can be portrayed by a desired accumulation function. We shall sometimes assume, for simplicity, that desired investment is given in real terms, so that

$$I = I^* \quad (2)$$

But more generally, especially when examining the long run movement of the economy, we will assume that the desired accumulation function is given by

$$I/K = a + br + c(X/K) \quad (3)$$

where a , b , and c are positive constants, and r the rate of

profit. Investment (as a ratio of the stock of capital) is assumed to be a linear (for simplicity) and positive function of the rate of profit and the degree of capacity utilisation. Higher rates of profit induce faster rates of desired accumulation, this being a central canon of neo-Keynesian growth theory. Higher rates of capacity utilisation imply a greater difference between actual and desired rates of capacity utilisation, and thus induce greater accumulation.¹

(6) Firms are assumed to possess market and not be in a perfectly competitive environment. Fuller examination of their pricing and output behaviour will be considered later on.²

(7) The money wage, W , is taken as given.

(8) Population, assumed to be the same as the supply of labour, N , is assumed to grow at the exogenously fixed rate n , so that (with overdots denoting time derivatives)

$$\dot{N}/N = n \quad (4)$$

(9) Technological progress is assumed to occur through time. This technological progress can be written in the form

$$\dot{x}/x = t_0 + t_1 \dot{k}/k \quad (5)$$

where $t_0 > 0$, $t_1 < 1$, and where $x = X/L$, output per worker, and $k = K/L$, capital per worker. We use here a linear form of Kaldor's (1961) technical progress function, which relates the rate of growth x positively with the rate of growth of k , and represents the technological dynamism of the economy.

3. The economy in the short run

In the short run we assume that K , N , and the input-output ratios

are given. We consider in turn the cost conditions facing the firm, its production and pricing policies, the determination of equilibrium with given investment, and the determination of equilibrium for the general case of the desired accumulation function.

Regarding the cost conditions of the firm in the short run, we first define the potential output of the firm, X_p , as

$$X_p = \min [N/a_o, K/a_1] \quad (6)$$

which is obviously the maximum output that can be produced by the economy. Figure 1 shows this maximum level, 1(a) for the case in which the capital constraint is binding and $K/a_1 < N/a_o$ and 1(b) for the case in which the labor constraint is binding, and $N/a_o < K/a_1$. The economy need not produce at this potential level, so that $X < X_p$ is possible. Figure 1 also shows the marginal cost curve for the firm when X is less than potential. If the firm produces less than at the potential, it must still hold on to all its capital, but it can conceivably hire less labor, since we assume away long term labor contracts. Thus marginal costs are given by a W_o , and are shown by the horizontal line in Figure 1.

We next turn to the production and pricing policies of the firm. We assume that the firm determines its supply price, P_s , as being market up on its prime costs, which are here the same as its marginal costs. We assume that the markup rate, z , is given by the degree of monopoly power a la Kalecki (1971), so that

$$P_s = (1+z)a_o W_o \quad (7)$$

This supply price is also shown in Figure 1. Given any level of

production X , the price which clears the goods market by equating the level of production to aggregate demand we call the demand price P^d . We then assume that the firm increases output at a rate depending on the difference between P^d and P^s , whenever such an expansion is possible, which can be formalised by the equation

$$dX/dt = G [P^d - P^s] \quad \text{for } X < X^p, \quad G > 0 \quad (8)$$

This implies that if equilibrium output is reached for $X < X^p$, so that $dX/dt = 0$, by (8), $P^d = P^s = P^p = (1+z)a W$. If equilibrium output is reached at $X = X^p$, the firm cannot raise output due to capital or labor constraints, and $P^d = P^s > P^p$. This type of formalisation synthesises the work of Kalecki and Kaldor (as well as others) with a simple theory of pricing and output decision making by firms in a Marshallian tradition.

We now analyse the determination of output and price of the economy in the short run for a given level of investment. It is obvious from the foregoing that there are three possible cases to consider, one of which has $X < X^p$ and two of which have $X = X^p$, one in which capital is the binding constraint, and one in which labor is. Before we consider these cases, however, let us examine how P^d is determined. Recall that P^d is the price which makes

$$X = C + I \quad (9)$$

for a given X . Our assumptions regarding consumption and investment imply

$$X = (W/P)a X + (1-s)[X - (W/P)a X] + I^*$$

which implies in turn that

$$P^d = (sWa X)/(sX - I^*) \quad (10)$$

which shows that there is an inverse relationship between P^d and X for the given I^* , its slope given by $-(sWa I^*)/(sX - I^*)^2$. It is shown as the curve DD in Figure 2.

Consider now the first case with $X < X^s$. In this case, as we have seen,

$$P = (1+z)Wa_s \quad (11)$$

Since this P is equal to both P^d and P^s the equilibrium value of output can be found by substituting equation (11) into equation (10). This gives

$$X = (1+z)I^*/zs \quad (12)$$

This case is shown in Figure 2(a), and will be called the demand constrained case. The DD curve must intersect the P^s line with $X < X^s$ (or if with equality, at the level P^s). This requires, clearly, that the parameters of our model must be such that

$$(1+z)I^*/zs < X^s \quad (13)$$

If this condition is not satisfied the DD curve will intersect the vertical X^s line at a level higher than P^s , and we will be in one of the two other cases, with $X = X^s$. In words the demand is too high to allow an equilibrium with $X < X^s$.

In one case, $X^s = K/a_1$ which implies that

$$X = K/a_1 \quad (14)$$

The equilibrium price is obtained by substituting (14) in equation (10), which gives

$$P = (sWa_1 K/a_1)/(sK/a_1 - I^*) \quad (15)$$

This case is illustrated in Figure 2(b); While this case has

capital as the binding constraint and labor is surplus, the other case with excess capital and labor the binding constraint is shown in Figure 2(c). Equilibrium P and X in this case are given by

$$X = N/a \quad (16)$$

and

$$P = (sWN)/(sN/a - I^*) \quad (17)$$

It is instructive to examine an alternative geometric depiction of these short run equilibria. Figure 3 we measure r on the horizontal axis, and I/K and S/K on the vertical axis measuring up and X/K on the vertical measuring down. From our saving assumption we can see that (with S being real savings)

$$S/K = sr \quad (18)$$

while our fixed investment (and fixed capital stock in the short run) assumption implies

$$I/K = I^*/K$$

which is fixed. These provide us with the S/K and I/K curves of the upper quadrants, which must intersect to satisfy equation (9). For the case of $P = P^s$ we have, using equation (11) and the definitional identity

$$PX = Wa X + rPK \quad (19)$$

the equation

$$r = [z/(1+z)] (X/K) \quad (20)$$

For given z this gives the relationship between r and X/K in the lower quadrant, which is valid only for equilibrium $X < X^p$. If X/K is constrained in some way (with the shortage of capital or

labor), then this curve becomes horizontal, and z is no longer constant: r can rise, but X/K cannot. In Figure 3(a) we show the demand constrained case, in which equilibrium X/K is less than $1/a_1$ and $N/a_0 K$. In Figure 3(b) the I/K and S/K curves intersect to determine r , but X/K is equal to $1/a_1$, implying that the economy is capital constrained. In Figure 3(c), on the other hand, $X/K = N/a_0 K$, implying that the economy is labor constrained. These figures do not explicitly determine the equilibrium price level, but for given W and K , with everything else determined, it can be solved from equation (19).

Our analysis so far has assumed that desired investment is fixed in real terms. The same results would be obtained if we assumed investment to be given by equation (3) instead, and this is done easily with the geometric device we have just used. For the demand constrained case, we can substitute equation (20) into equation (3) to obtain

$$I/K = a + [b + c(1+z)/z] r \quad (21)$$

which replaces the horizontal I/K curve of Figure 3 by the upward rising curve of Figure 4(a), the demand constrained case. When X/K becomes fixed, either by capital or labor constraints, (3) becomes

$$I/K = a + c(X/K)^* + br \quad (22)$$

where $(X/K)^*$ is the fixed value of X/K , and the slope of the I/K curve is only b , flatter than in the demand constrained case. The capital and labor constrained cases are shown in Figures 4(b) and 4(c). We only require, for stability, that the slope of the investment curve is less than the slope of the saving curve, and

sufficient condition for which is that

$$s > b + c(1+z)/z \quad (23)$$

Otherwise, with the investment response being greater than the ⁶ saving response, the short run equilibrium would be unstable.

4. Long run dynamics and equilibrium

We now examine the long run dynamics of the model. We shall continue assuming given technology by taking the input-output ratios to be fixed, an assumption to be relaxed in the next section. This is done to enable us to focus on dynamics due to changes in capital stock and the supply of labor given by equations (3) and (4). We will consider in turn the demand constrained and output-at-potential cases.

The demand constrained case is easiest to handle. In this case we have seen the rate of profit is determined by the intersection of the S/K and I/K curves of Figure 3(a), and X/K is also determined in the Figure. Changes in K and N do not change any one of the three curves determining these variables, so that over the long run these values are also the equilibrium values. Assuming away depreciation, the rate of growth of capital stock, g , is seen (from equations (21) and (22)) to be equal to

$$g = a + [b+c(1+z)/z]\{a/[s-b-c(1+z)/z]\} \quad (24)$$

The economy will remain in this type of long run equilibrium indefinitely if none of the parameters of the model change (as we ⁷ will assume to be the case), and if $g < n$. If $g > n$, eventually

the economy will hit the labor constraint, and the nature of the short and long run equilibria would have to change to take this into account.

B

We now consider the capital and labor constrained cases. In the capital constrained case, $X/K = 1/a$, so that substitution into equation (3) implies

$$I/K = a + c/a + br \quad (25)$$

which is the full capacity utilisation case. With the economy labor constrained, $X/K = N/a K$ so that

$$I/K = a + br + c(N/a K) \quad (26)$$

which is the excess capacity case. In the full capacity utilisation case we equate I/K from (25) to S/K from (21) to solve for

$$r = [a + c/a]/(s-b)$$

Since $g = sr$

$$g = s[a + c/a]/(s-b) \quad (27)$$

In the labor constrained, excess capacity case we equate I/K from (26) to S/K from (21) to get

$$r = [a + c(N/a K)]/(s-b)$$

which implies that

$$g = s[a + c(N/a K)]/(s-b) \quad (28)$$

The growth rate of capital stock, g , has been calculated for each of the two cases. In the case of full capacity utilisation, equation (27) shows that it is independent of the value of N/K , and determined completely by the values of the fixed parameters. For the case of excess capacity, however, equation (28) shows

that it rises with N/K . Figure 5 shows these relationships, with g_N showing g for the labor constrained case and g_K showing g for the capital constrained case. By the g curve we will denote the segment of the g_N curve for the excess capacity region in which $N/K < a_0/a_1$, and the segment of the g_K curve for $N/K > a_0/a_1$, the two being equal at $N/K = a_0/a_1$. The Figure also shows the rate of growth of N , n .

Two cases must be distinguished, depending on whether a_0/a_1 is less than or greater than N/K at which the n and g curves intersect. Figure 5(a) shows the first case. If the initial short run equilibrium is one of excess capacity, we will start from a position of $N/K < a_0/a_1$, while if it is one of full capacity, we will start from a position with $N/K > a_0/a_1$. In either case, the economy will move to the right (hitting full capacity if it started off with excess capacity) and grow along the g_K line with increasing N/K and unemployment, but with full capacity utilisation. Figure 5(b) shows the second case, in which we can start with excess capacity with $g < n$ (below E) or with $g > n$ (between E and a_0/a_1), or with full capacity (above a_0/a_1). In either case we end up at E , in a position of long run equilibrium in which the economy operates with excess capacity, but has fully employed labor.

We thus have three different long run outcomes, constrained, respectively, by demand, capital and labor. Which of the long run outcomes of the economy will end up with depends on the

values of the parameters of the model. We conclude our discussion with a simple comparison of the three possibilities, showing how they can be treated as being alternative ways of closing an underdetermined model.¹¹ In the economy we have been considering, since output can either be consumed or invested, we have

$$1 = C_0 + g (K/X) \quad (29)$$

where C is the real consumption per worker. Also, from equation (19) we have

$$1 = (W/P)a_0 + r (K/X) \quad (30)$$

The savings assumption implies that

$$g = sr \quad (31)$$

Finally, our investment function implied

$$g = a + br + c(X/K) \quad (32)$$

We thus have four equations to solve for five unknowns: C , g , W/P , r and X/K . We clearly need one more equation. In long run equilibrium, given our assumptions, we have to satisfy

$$\begin{aligned} W/P &\leq 1/a_0 (1+z) \\ K/X &\geq a_1 \\ g &\leq n \end{aligned}$$

We have shown that depending on the values of the parameters, the economy will be driven to satisfy one of these as an equality to provide the fifth equation to close our model. The demand constrained long run equilibrium uses equation (11) to make the first an equality, the capital constrained equilibrium makes the second, while the labor constrained equilibrium uses the third.

5. The role of technological progress

In this section we introduce technological progress into our model and examine the role it plays in each of the three types of long run equilibria we have analysed, and make some general comments on the role of technological change in growth and distributions based on our results.

In the demand constrained case, recall from (24) that the rate of growth of capital stock depends on the parameters of the investment function (a, b and c), s and z , and is independent of the input output ratios. Also recall that the equilibrium value of r depends only on these parameters, and is hence independent of the technological parameters, and by equation (20), for given r and z , the rate of growth of K is equal to the rate of growth of x . Finally, since the level of employment, L is given by

$$L = a X_0$$

we have

$$\dot{L}/L = \dot{a}/a_0 + \dot{X}/X \quad (33)$$

The technological progress function (5) can be written as

$$\dot{X}/X - \dot{L}/L = t_0 + t_1 [g - \dot{L}/L] \quad (34)$$

Our result that the rate of growth of K equals the rate of growth of X in long run equilibrium implies $g = \dot{X}/X$ so that (34) can be rewritten as

$$\dot{X}/X - \dot{L}/L = t_0 + t_1 [\dot{X}/X - \dot{L}/L]$$

Substitution from (33) and the rearrangement of terms implies

$$-\dot{a}/a_0 = t_0/(1-t_1) \quad (35)$$

Upward shifts in the parameters of the technological progress

function will increase $-\dot{a}/a$.

Thus in the demand constrained model the technological progress function determines the rate of decline of a (or the rate of growth of labor productivity). Whether or not a changes is irrelevant for the model. Technological change cannot affect the rate of growth of output, which depends only on the parameters of the saving and investment functions and the markup rate. From equation (33) it follows that more rapid technological progress would, with our assumptions, reduce the rate of employment growth and thus increase unemployment in the economy. The only way in which this would not happen is if changes in the rate of technological progress resulted in changes in the parameters of the saving or investment functions, or the markup rate, possibilities that we will turn to later.

In the capital constrained case we have $X/K = 1/a$ which implies

$$-\dot{a}/a = \dot{X}/X - \dot{K}/K \quad (36)$$

Since it is still true that $L = aX$ we also have equation (33).

The technological progress function can be written as

$$\dot{X}/X - \dot{L}/L = t_0 + t_1 [(\dot{K}/K - \dot{X}/X) + (\dot{X}/X - \dot{L}/L)]$$

which implies, from equations (33) and (36), that

$$-\dot{a}/a = t_0 + t_1 [-\dot{a}/a - \dot{a}/a]$$

which can be rewritten as

$$-\dot{a}/a = t_0/(1-t_1) - [t_1/(1-t_1)](-\dot{a}/a) \quad (37)$$

Given the parameters of the technological progress function we

obtain a linear, downward-sloping relationship between $-\dot{a}_0/a_0$ and $-\dot{a}_1/a_1$, which is the same as the innovation possibility frontier used in neoclassical growth theory. The technological progress function cannot tell us where on this frontier the economy will be, that is, what will be the nature of the bias of technological progress. Kaldor's (1957) "stylised facts", however, would suggest that the capital-output ratio is constant over the long run, so that $\dot{a}_1/a_1 = 0$, implying that technological progress is Harrod-neutral, again given by equation (35). This type of technological progress also results in a steady state growth equilibrium which is easy to analyse.

Equation (27) shows that with a_1 constant, the rate of technological progress does not affect the rate of growth of capital stock, g . Also, with $X = K/a_1$, output grows at the rate g , independently of the rate of technological progress. Equation (33) thus implies that a higher rate of technological progress will merely reduce the rate of growth of employment, worsening the problem of unemployment. The rate of profit would not change (this follows from equation (31)) and the real wage (from (30)) would rise over time (and at a faster rate if technological change were more rapid). Since $(W/P)a_1$ does not change, the distribution of income would not change. All this need not be true if technological change involves reductions in a_1 , or affects the parameters of the investment function.

Finally, consider the labor constrained case. In this case

we have $X = N/a$, so that

$$\dot{X}/X = n - \dot{a}/a \quad (38)$$

In this case the rate of growth of output depends on the rate of growth of labor supply and the rate of fall of the labor-output ratio (the rate of growth of labor productivity). Assuming again that technological progress is Harrod neutral, so that a higher rate of technological progress only increases the fall in \dot{a}/a , a faster rate of technological progress, from equation (38) would increase the rate of growth of the economy. Employment would grow at the rate of growth of labour supply. In long run equilibrium, the rate of profit would not change, implying a rising real wage over time. A faster rate of technological change would increase the rate of profit (this follows from (31), since the rate of growth would be higher), raise the rate of growth of the real wage in long equilibrium (since $(W/P)a$ must be constant at long run equilibrium, this follows from (30), and also raise the degree of capacity utilisation (this follows from equations (31) and (32)). But since in long run equilibrium

$$r(K/X) = [a/(s-b)] (K/X) + c/(s-b)$$

(again from equations (31) and (32)), a higher X/K implies a lower $r(K/X)$, implying a higher $(W/P)a$ in long run equilibrium, so that the labour share in income goes up.

We now make some general comments based on our results.

First, our model shows (in the absence of possible effects on other parameters) that in general, greater technological dynamism need not increase the rate of growth of the economy (or...

improve the distribution of income). This seems to be the only possibility in growth neoclassical models. Kaldor (1957, 1959, 1960, 1961), no neoclassical, also argued that greater technological dynamism would necessarily increase the rate of growth of the economy. Our results contradict the neoclassical claim — which should be no surprise, given the different assumptions made here, but also Kaldor's. This is somewhat surprising, since our model is similar in spirit to his. The difference in results lies because Kaldor simply assumed — illegitimately in our opinion — that in the long run the economy would grow with fully employed labor, while our model shows that while this is one possibility, it is not the only one. In the other possible cases, greater technological dynamism would reduce the rate of labour absorption, and leave unchanged the distribution of income and growth rates.

Second, it is possible that a change in the technological dynamism of the economy could change some of the other parameters of the model, and thereby have other effects on the rate of growth of the economy and its income distribution.

One possibility, central to the writings of Schumpeter (1934), is that a higher rate of technological progress could affect the rate of investment. Kalecki (1971) argues that one of the effects of technological progress is that new machines are more productive than old ones, so that the real costs of operating old machines rise as a result of the introduction of

new machines. The profits from the old machines fall, getting transferred to the new ones. All this implies that a faster rate of technological progress would increase the rate of investment.¹⁷ Similar ideas can be extracted from Marx's views on accumulation and competition. Marx (1976) saw technological change as resulting from competition, and leading to competition between capitalists. Any capitalist that did not accumulate and innovate would not be able to survive in this competitive struggle. Consequently, if greater possibilities of innovation were opened up, the pace of accumulation could be expected to accelerate. Not all economists - even those within the Marxist tradition - however, have accepted these ideas. Steindl (1952), in his analysis of accumulation under monopolistic conditions, argued that "technological innovations accompany the process of investment like a shadow, they do not act on it as a propelling force." Baran (1957) argued strongly in favor of Steindl's view in his first edition, but changed his position somewhat later on. Baran and Sweezy (1966) took a middle ground, distinguishing between two types of technological changes. Regarding "normal" innovations they argued that monopoly capital tended to place restrictions on the implementation of the new methods and new products to protect existing capital values, and thus did not increase investment. But "epoch-making innovations" such as the steam engine, the railroad and the automobile tended to "shake up the entire pattern of the economy and hence create vast investment outlets in addition to the capital which they directly absorb".¹⁸

Assuming, for the sake of argument, that a higher rate of innovation does increase the parameters of the investment function, say a , equations (24) and (27) show that the rate of growth of the economy would be increased in both the demand constrained and the capital constrained cases. In either case the effect on the rate of labor absorption is found from equation (33): it could be positive if a was very responsive to the rate of technological change to raise g more than the decline in a/a_0 . In the demand constrained case a faster rate of technological change would still not change the distribution of income, which depends on z ; in the capital constrained case a higher rate of growth would be possible only with a higher rate of profit and hence a lower wage share.

Another possibility is that a higher rate of technological change could increase z in the economy. Kalecki (1941) argued that a higher rate of technological progress could raise the degree of monopoly power by increasing the scale of investments required, and this would directly increase z . If faster technological progress reduces the rate of labor absorption along standard Marxian lines and thus increases unemployment over time (adding to the reserve army),¹⁹ the position of workers in class struggle would be worsened. Kalecki argued that the markup could rise with the weakening in the power of unions, for example.²⁰ In this case, it is possible that an economy which was not demand constrained could become demand constrained. Further, for the demand constrained case a rise in z implies a

worsening in the distribution of income. This redistribution of income from capitalists to workers, given our savings assumptions, implies (other things constant) a reduction in aggregate demand, lower capacity utilisation, and a reduction in the rate of growth of the economy. If a higher rate of technological change also increased investment spending, the effect on the growth rate would depend on the strength of the two opposed forces, but the effect on income distribution would be negative. All this suggests that a higher rate of technological change could spur investment, but yet be immiserizing in the sense of reducing the rate of growth of the economy.

6. Conclusion

In this paper we have developed a simple model of a capitalist economy and examined the effects on growth and income distribution of greater technological dynamism.

We have found that the effects of such increased dynamism would depend crucially on (1) whether the economy happens to be demand constrained, capital constrained or labor constrained in the long run, and (2) the relationship between technological change and some parameters of the model, such as the investment parameters and the markup. Only in the labor constrained case does greater technological dynamism have the favourable effects that have become a part of conventional wisdom, but there is no reason why the economy of our model, given the configuration of parameter values, should end up thus constrained. In the other cases, the effects depend on the other relationships mentioned,

and not enough is known about them to pass a definite judgement. But our analysis shows that greater technological dynamism could possibly be immiserizing, and suggests what issues should be further explored for ascertaining the likelihood of such an outcome.

The conclusions, of course, are derived on the basis of a very simple macroeconomic growth model which analyses technological change in a simpleminded manner. For example, the economy portrayed in the model exhibits fixed coefficients of production. Modifications to allow for flexible coefficients would blur the differences between the demand constrained and capital constrained cases, but keep them apart from the full employment of labour case, so that our main results regarding technological dynamism would not be altered.²¹ Technological change in the economy, though introduced with Kaldor's technological progress function, is in effect exogenous in our model. A proper understanding of the interaction between growth and distribution on the one hand and technological change on the other, cannot be thus developed on the basis of the model, although hopefully, it sheds some light on the effects of technological change on growth and distribution.

FOOTNOTES

1. This type of investment function was suggested earlier by Steindl (1952). See Dutt (1984) for a fuller description.
2. Money wage dynamics could be introduced into the analysis to deal with inflation, but would add nothing to what concerns us here.
3. The case in which $N/a_0 = K/a_1$ is not considered separately.
4. There is no need to assume that P must actually rise to its equilibrium level. If the firm is sensitive enough, even a tendency for $P_d > P_s$ will result in (if possible) the output response, so that there may be imperceptible price changes.
5. If I were an increasing function of X , then it is possible for this curve to have a positive slope.
6. This type of instability could always push the economy to X_p . We assume short run stability, which follows almost almost macroeconomic approaches, including those of Keynes and Kalecki.
7. This model is fully worked out in Dutt (1984). See also Rowthorn (1982) for a similar model.
8. The analysis follows Dutt (in preparation).
9. The two curves intersect at $N/K = (a_0/c)[n(1-b/s)-a_1]$. The intermediate case in which the two are equal is easy to deal with. So is the case in which the n curve is always below the g curve (even at $N/K = 0$).
10. Due to parametric shifts, the economy could, of course, be shifted from one regime to another.
11. See Marglin (1984) and Dutt (1986A).
12. There is one negative influence of technological progress which has been hidden in the form of our investment function (3). If the rate of investment is to depend on an index of capacity utilisation in the presence of technological change, it is perhaps more sensible to rewrite it as

$$I/K = a + br + c/a_1 (X/K)$$

where $c = c/a_1$ has been substituted in (3). The reason for using this form is that the ratio of actual to potential output (which ought to be a measure of capacity utilisation) is $a_1 X/K$, not X/K . In this case, if technological change implies that a_1 falls through time, the utilisation of capacity falls through time and hence the growth rate of the economy declines. This should be an indication that technological progress only reduces a and not

o

al, as will be assumed explicitly later on. This possible negative effect of technological progress on investment will thus be ignored.

13. Since the real wage, however, increases, the distribution of income will be unchanged (as long as z is fixed).

14. See, for example, Hecche (1979).

15. As is also the case for Harrod's model and for the neo-classical growth model.

16. See Dutt and Maurette (1986) for a more complete discussion of Kaldor's result and its legitimacy.

17. See also Kalecki (1941). Kalecki's ideas are also spelled out in one of his last papers, Kalecki (1968).

18. The effects of these types of innovations could be felt through upward shifts in consumption functions. In our models, s would fall, and the results would be similar to those affecting the parameters of the investment function, for the demand constrained and capital constrained cases.

19. The previous paragraph implies that this could happen even when investment responds positively to the rate of technological change.

20. See Dutt (1986, in preperation) for a formal model in which the markup is endogenously determined and this proposition is demonstrated.

21. Dutt (in preperation) considers these modifications.

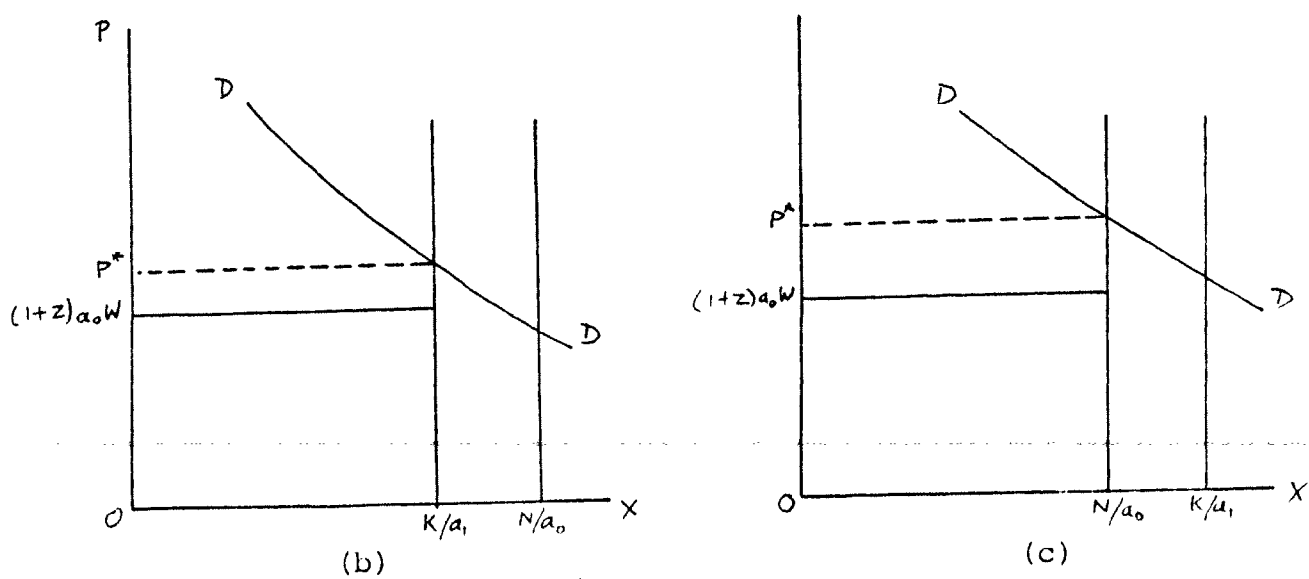
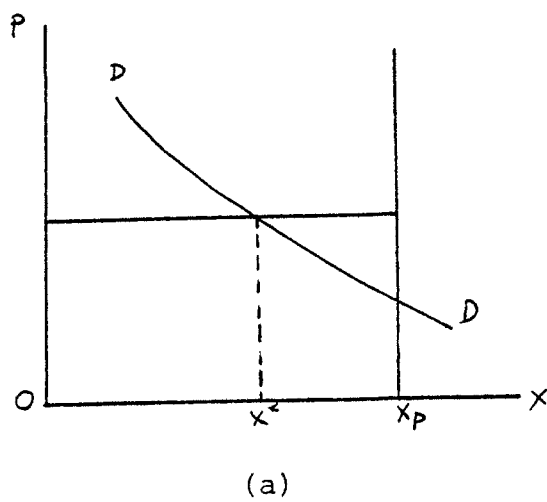
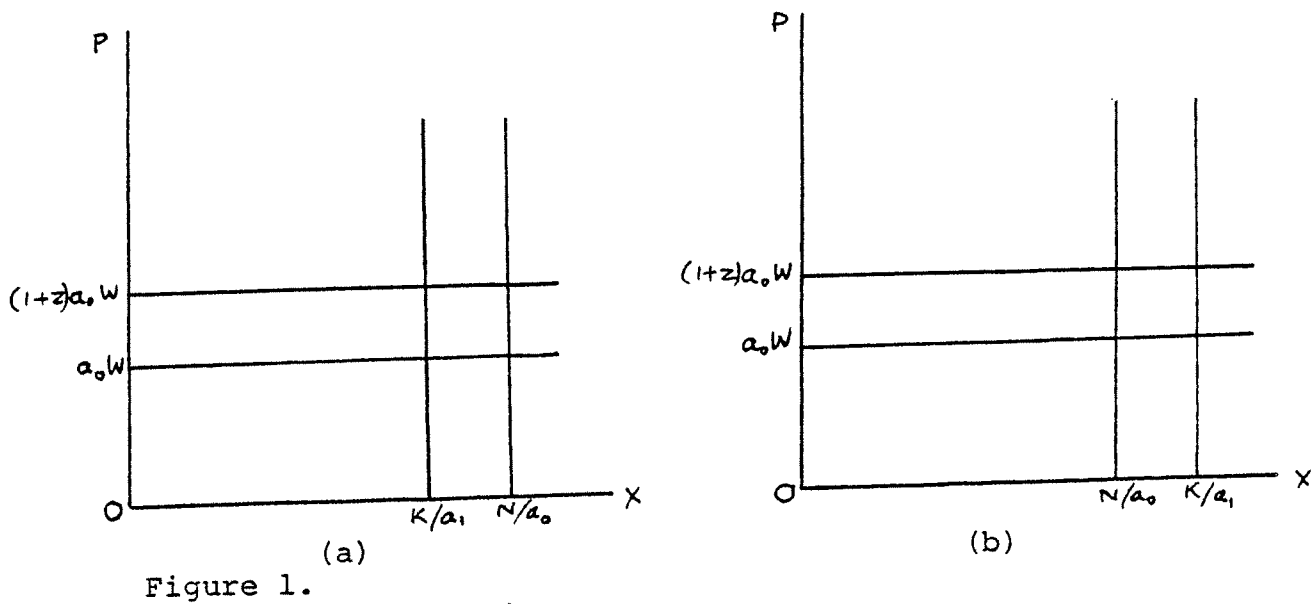
REFERENCES

- Baran, P. The Political Economy of Growth, New York: Monthly Review Press, 1957.
- Baran, P. and Sweezy, P. Monopoly Capital: An Essay on the American Economic and Social Order, New York: Monthly Review Press, 1966).
- Dutt, A. K. "Stagnation, income distribution and monopoly power", Cambridge Journal of Economics, Vol 6, March 1984, 24-40.
- Dutt, A. K. "Alternative closures again", mimeo, Florida International University, 1986, forthcoming, Cambridge Journal of Economics.
- Dutt, A. K. Growth, Distribution and Uneven Development, manuscript in preparation.
- Dutt, A. K. and Maurette, A. "The full employment assumption and the determinants of long run growth in Kaldor's growth models", mimeo, Florida International University, 1986.
- Hacche, G. The Theory of Economic Growth, New York: St. Martin's Press, 1979.
- Kaldor, N. "A Model of Economic Growth", Economic Journal, Vol 67, 1957, 591-624, repr. in Kaldor (1960).
- Kaldor, N. "Economic Growth and the Problem of Inflation, Part I", Economica, Vol 26, 1959, 212-26.
- Kaldor, N. Essays on Economic Stability and Growth, London: Duckworth, 1960.
- Kaldor, N. "Capital Accumulation and Economic Growth", in The Theory of Capital, ed. F. A. Lutz and D. C. Hague, London: Macmillan, 1961.
- Kalecki, M. "A Theorem on Technical Progress", Review of Economic Studies, Vol 8, 1941.
- Kalecki, M. "Trend and the business cycle", Economic Journal, Vol 78, 1968. Reprinted in Kalecki (1971).
- Kalecki, M. Selected Essays on the Dynamics of the Capitalist Economy, Cambridge: Cambridge University Press, 1971.
- Marglin, S. A. Growth, Distribution and Prices, Cambridge, Massachusetts: Harvard University Press, 1984.
- Marx, K. Capital, Vol 1, Harmondsworth: Penguin, 1976.

Rowthorn, B. "Demand, Real Wages and Economic Growth", Studi Economici, No. 18, 1982.

Schumpeter, J. A. Theory of Capitalist Development, Cambridge, Mass.: Harvard University Press, 1934.

Steindl, J. Maturity and Stagnation in American Capitalism, Oxford: Basil Blackwell, 1952.



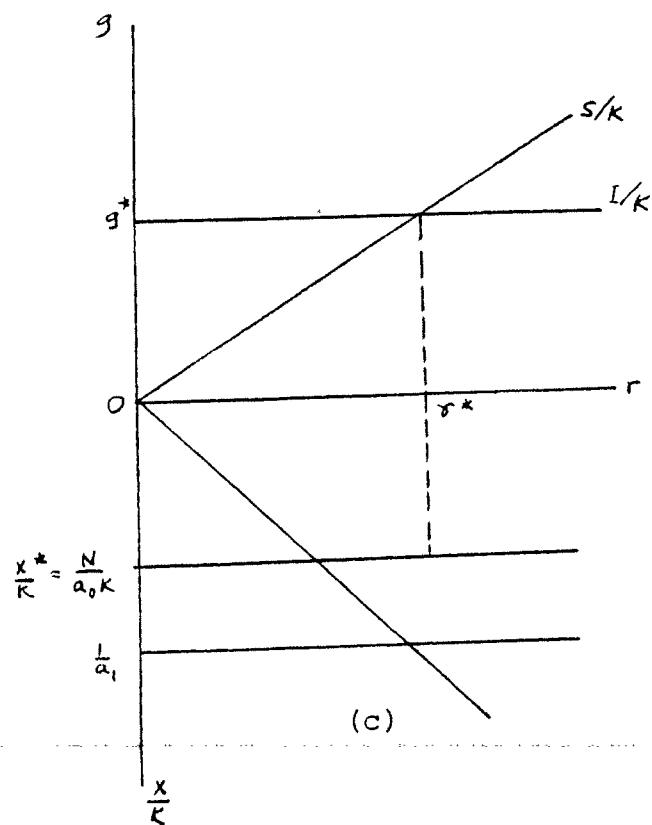
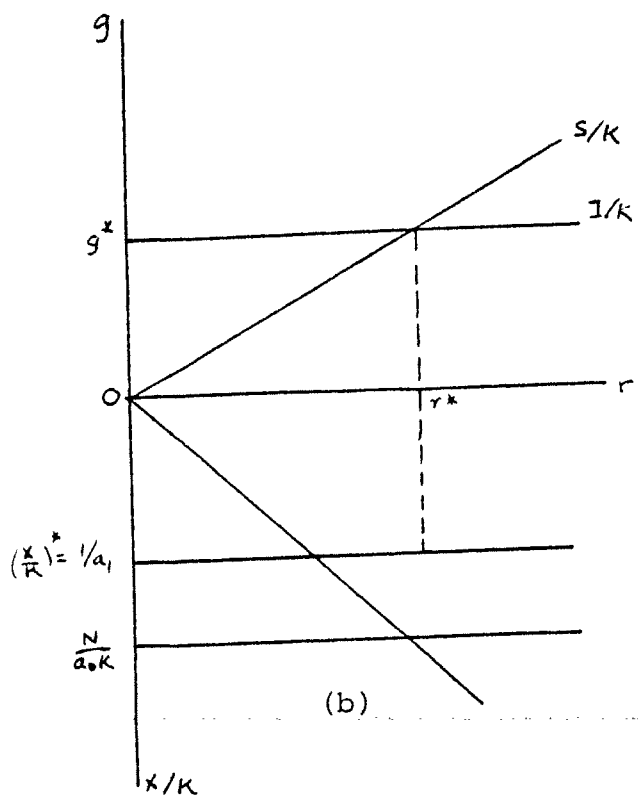
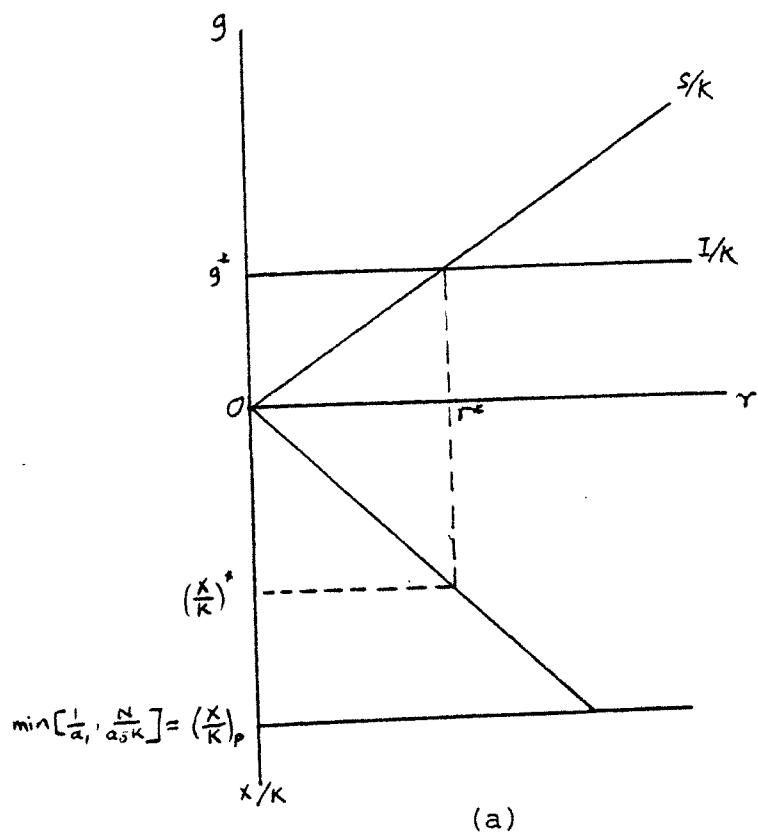
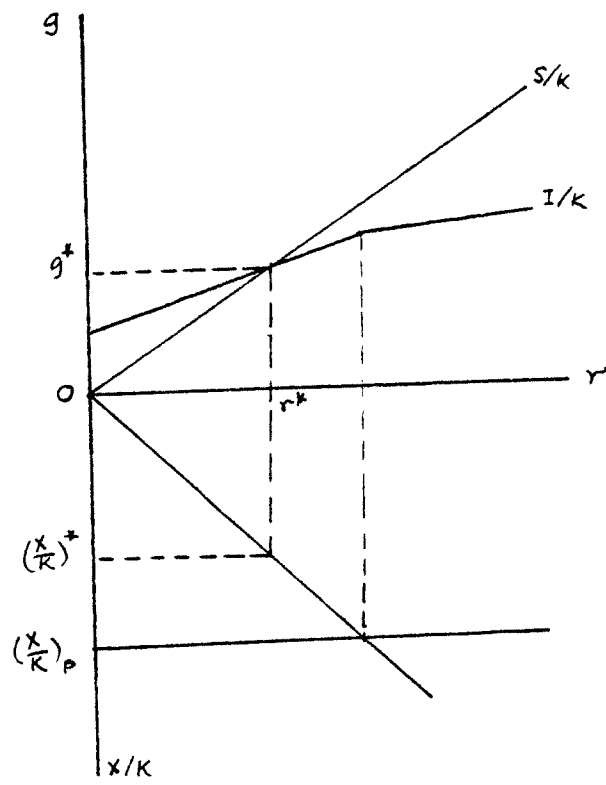
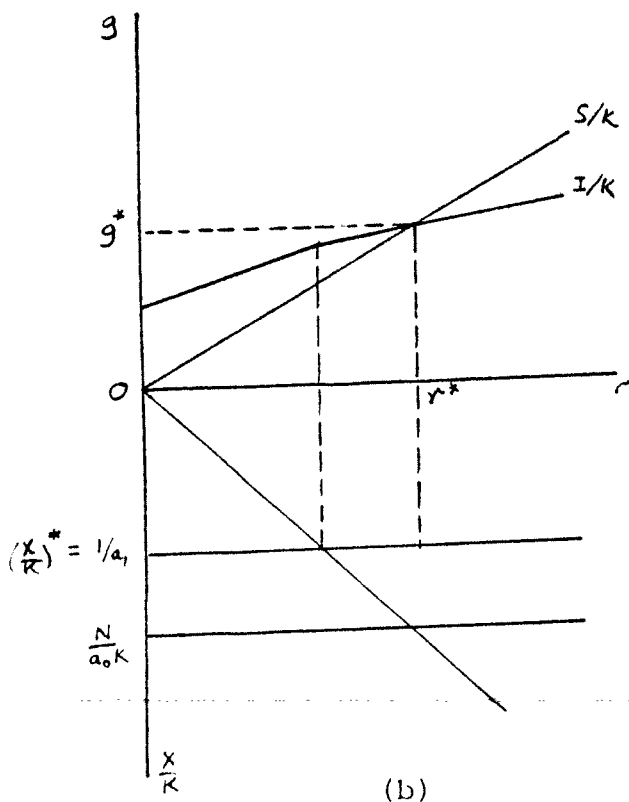


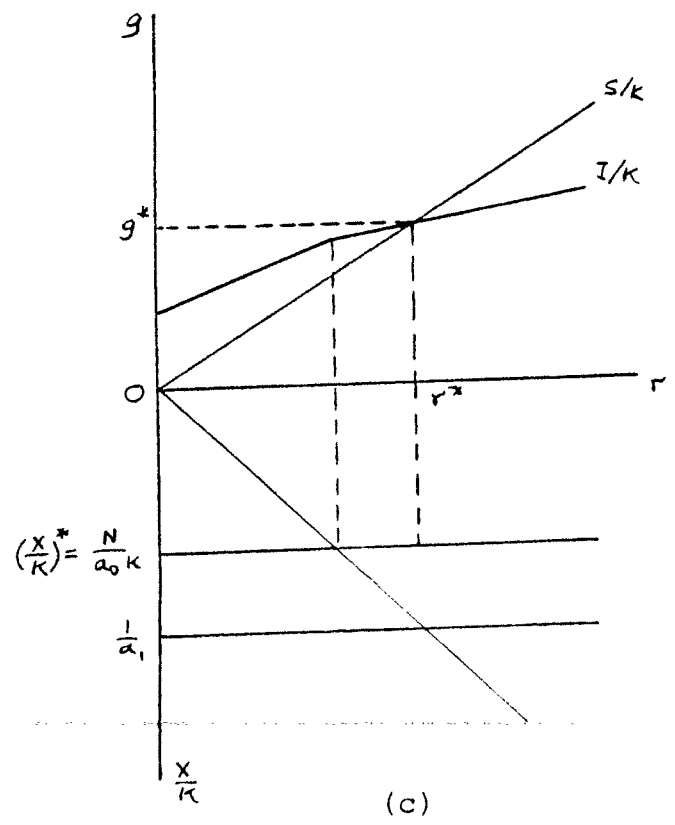
Figure 3.



(a)



(b)



(c)

Figure 4.

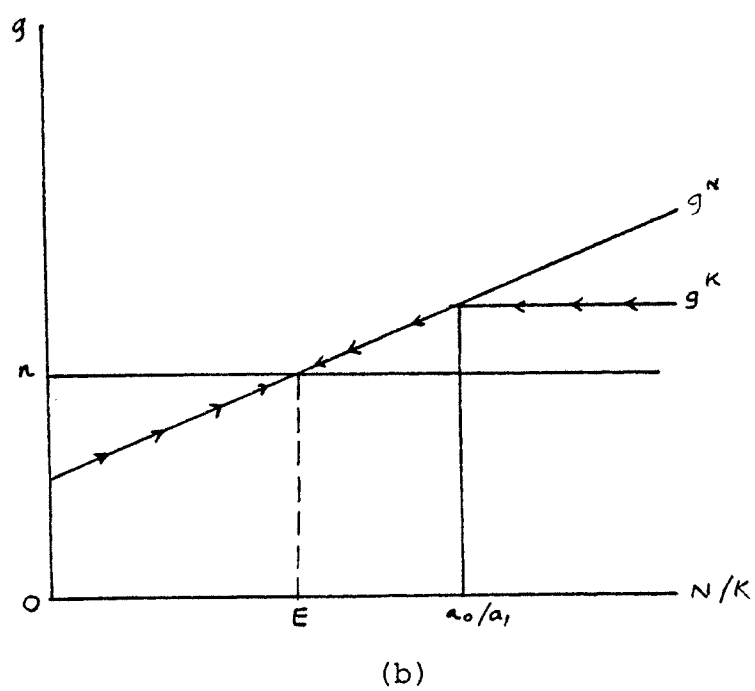
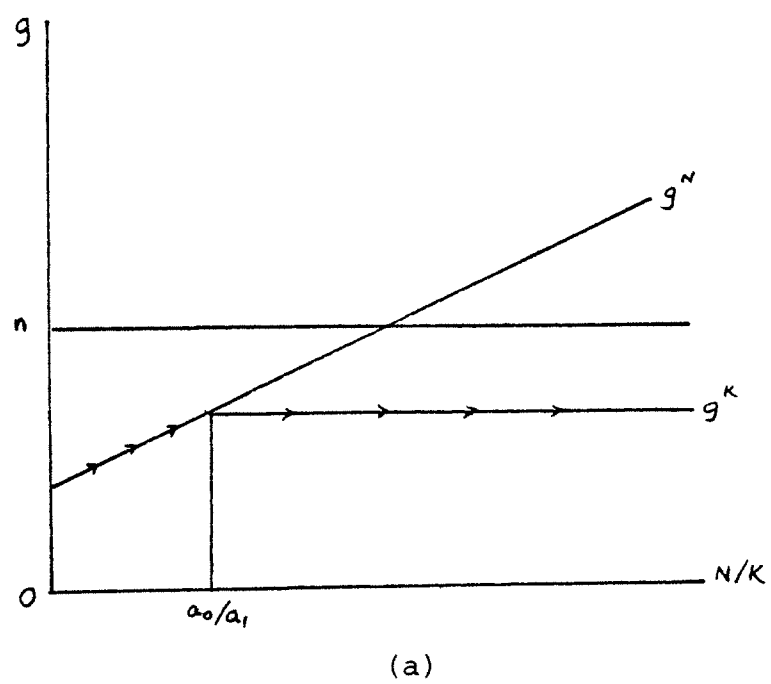


Figure 5.

79. Werneck, R.F. "Uma Análise do Financiamento e dos Investimentos das Empresas Estatais Federais no Brasil, 1980-83".
80. Bacha, E. e P. Malan, "Brazil's Debt: From the Miracle to the Fund".
81. Lara Resende, A. "A Moeda Indexada: Nem Mágica nem Panacéia".
82. Bacha, E. "O Fim da Inflação no Reino de Lisarb".
83. Abreu, M.P. "A Dívida Pública Externa do Brasil, 1824-1931".
84. Arida, P. "Economic Stabilization in Brazil".
85. Arida, P. e A. Lara Resende; "Inertial Inflation and Monetary Reform in Brazil".
86. Carneiro, D.D.; "O Conceito de Liquidez e o Comportamento de Alguns Indicadores para a Economia Brasileira".
87. Arida, P. "Macroeconomic Issues for Latin America".
88. Carneiro, D.D. "Growth Perspectives for Indebted Latin America: A Note on Major Issues".
89. Correa do Lago, L.A. "O Surgimento da Escravidão e a Transição para o Trabalho Livre no Brasil: Um Modelo Teórico Simples e uma Visão de Longo Prazo".
90. Lopes, F.L. e E. Modiano; "Determinantes Externos e Internos da Atividade Econômica no Brasil".
91. Werneck, R.L.F. "A Questão do Controle da Necessidade de Financiamento das Empresas Estatais e o Orçamento de Dispendios Globais da SEST".
92. Fraga Neto, A. "German Reparations and the Brazilian Debt Crisis: A Comparative Study of International Lending and Adjustment".
93. Werneck, R.L.F. "Empresas Estatais, Controle de Preços e Contenção de Importações".
94. Modiano, E.M. "O Repasse Gradual: Da Inflação Passada aos Preços Futuros".
95. Fraga Neto, A. "Price Uncertainty and the Exchange-Rate Risk Premium".
96. Fraga Neto, A. "Indexation and Inflation in Brazil".
97. Bacha, E. "The Future Role of the International Monetary Fund in Latin America: Issues and Proposals".
98. Fraga Neto, A. e A. Lara-Resende; "Déficit, Dívida e Ajustamento: Uma Nota sobre o Caso Brasileiro".
99. Modiano, E.M. "A Inflação e a Moeda Indexada".
100. Bacha, E.L. e R.E. Feinberg; "The World Bank and Structural Adjustment in Latin America".
101. Camargo, J.M. "NRB Products Boom and Industrial Growth in Brazil: 1967-1980".

102. Bacha, E. "Banco Mundial: Um Memorando Brasileiro".
103. Camargo, J.M. "Política de Renda e Ajuste Macroeconômico".
104. Lopes, F.L. "Novo Austral na Argentina".
105. Abreu, M. de P. e W. Fritsch; "Brazil's Foreign Borrowing from Multilateral and Governmental Agencies: An Overview of Past Experience and the Present Challenge".
106. Modiano, E.M. "Repases Mensais: Uma Alternativa de Política Salarial".
107. Abreu, M. de P. e W. Fritsch; "Latin American and Caribbean Countries in the World Trade System: Past Problems and Future Prospects".
108. Modiano, E.M. e F. Lopes; "Inflação: Análise do Impacto de Mudanças na Política Salarial".
109. Carneiro, D.D. "Long Run Adjustment, Debt Crisis and the Changing Role of Stabilization Policies in the Brazilian Recent Experience".
110. Bacha, E.L. "Preliminary Notes on the Economic Strategy of the New Brazilian Government".
111. Lopes, F.L. "A Medida da Inflação no Brasil".
112. Modiano, E.M. "O Choque Argentino e o Dilema Brasileiro".
113. Modiano, E.M. "A Escala Móvel e o Fio da Navalha".
114. Moraes, P.B., "Uma Nota sobre as Importações Brasileiras de Produtos Manufaturados".
115. Lopes, F.L., "O Problema do Descongelamento".
116. Amadeo, E.J., "Notes on Growth, Distribution and Capacity Utilization".
117. Modiano, E.M., "O Pacto Social: A Experiência de Israel".
118. Amadeo, E.J., "Changes in Output in Keynes's Treatise on Money".
119. Abreu, M. de P. e W. Fritsch; "Condicionantes Externos ao Crescimento Brasileiro: Cenários para a Segunda Metade dos Anos 80".
120. Amadeo, E.J., "Changes in Capacity Utilization in "Fully Adjusted Situations".
121. Werneck, R.L.F. "Poupança Estatal, Dívida Externa e Crise Financeira do Setor Público".
122. Amadeo, E.J. "A Preliminary Essay on Ideology and Economics".
123. Amadeo, E.J. "The Post-Wicksellian Approach to the Theory of Employment and Price Determination".
124. Camargo, J.M. "Margem Bruta de Lucros, Fragilidade Financeira e Nível de Atividade".
125. Carneiro, D.D. "Passivo do Governo e Déficit Público: A experiência da economia brasileira no período de 1970/84".

126. Amadeo, E.J. "On Money Wages: Keynesian and Monetarist Critiques of Keynes's Closure of the Labor Market"
127. Abreu, M.P. "Política Social no Brasil: A Relevância dos Paradigmas Históricos e Comparativos".
128. Moraes, Pedro B. e Luis Servén. "Dollarization and Credibility: An Analysis of the Mexican Experience".
129. Lopes, Francisco. "Inflation and External Debt Problems in Latin America".
130. Abreu, M.P. e Fritsch, W. "Exogenous Determinants of Trade and Debt Patterns in Latin America".
131. Bacha, E.L. "A Inércia e o Conflito: O Plano Cruzado e Seus Conflitos".