

Makarski, Krzysztof; Tyrowicz, Joanna

Working Paper

On Welfare Effects of Increasing Retirement Age

IZA Discussion Papers, No. 11441

Provided in Cooperation with:

IZA – Institute of Labor Economics

Suggested Citation: Makarski, Krzysztof; Tyrowicz, Joanna (2018) : On Welfare Effects of Increasing Retirement Age, IZA Discussion Papers, No. 11441, Institute of Labor Economics (IZA), Bonn

This Version is available at:

<https://hdl.handle.net/10419/180459>

Standard-Nutzungsbedingungen:

Die Dokumente auf EconStor dürfen zu eigenen wissenschaftlichen Zwecken und zum Privatgebrauch gespeichert und kopiert werden.

Sie dürfen die Dokumente nicht für öffentliche oder kommerzielle Zwecke vervielfältigen, öffentlich ausstellen, öffentlich zugänglich machen, vertreiben oder anderweitig nutzen.

Sofern die Verfasser die Dokumente unter Open-Content-Lizenzen (insbesondere CC-Lizenzen) zur Verfügung gestellt haben sollten, gelten abweichend von diesen Nutzungsbedingungen die in der dort genannten Lizenz gewährten Nutzungsrechte.

Terms of use:

Documents in EconStor may be saved and copied for your personal and scholarly purposes.

You are not to copy documents for public or commercial purposes, to exhibit the documents publicly, to make them publicly available on the internet, or to distribute or otherwise use the documents in public.

If the documents have been made available under an Open Content Licence (especially Creative Commons Licences), you may exercise further usage rights as specified in the indicated licence.

DISCUSSION PAPER SERIES

IZA DP No. 11441

**On Welfare Effects of Increasing
Retirement Age**

Krzysztof Makarski
Joanna Tyrowicz

MARCH 2018

DISCUSSION PAPER SERIES

IZA DP No. 11441

On Welfare Effects of Increasing Retirement Age

Krzysztof Makarski

*FAME|GRAPE, Warsaw School of Economics
and National Bank of Poland*

Joanna Tyrowicz

FAME|GRAPE, University of Warsaw and IZA

MARCH 2018

Any opinions expressed in this paper are those of the author(s) and not those of IZA. Research published in this series may include views on policy, but IZA takes no institutional policy positions. The IZA research network is committed to the IZA Guiding Principles of Research Integrity.

The IZA Institute of Labor Economics is an independent economic research institute that conducts research in labor economics and offers evidence-based policy advice on labor market issues. Supported by the Deutsche Post Foundation, IZA runs the world's largest network of economists, whose research aims to provide answers to the global labor market challenges of our time. Our key objective is to build bridges between academic research, policymakers and society.

IZA Discussion Papers often represent preliminary work and are circulated to encourage discussion. Citation of such a paper should account for its provisional character. A revised version may be available directly from the author.

ABSTRACT

On Welfare Effects of Increasing Retirement Age*

We develop an OLG model with realistic assumptions about longevity to analyze the welfare effects of raising the retirement age. We look at a scenario where an economy has a pay-as-you-go defined benefit scheme and compare it to a scenario with defined contribution schemes (funded or notional). We show that, initially, in both types of pension system schemes the majority of welfare effects comes from adjustments in taxes and/or prices. After the transition period, welfare effects are predominantly generated by the preference for smoothing inherent in many widely used models. We also show that although incentives differ between defined benefit and defined contribution systems, the welfare effects are of comparable magnitude under both schemes. We provide an explanation for this counter-intuitive result.

JEL Classification: C68, E21, J11, H55

Keywords: longevity, PAYG, retirement age, pension system reform, welfare

Corresponding author:

Joanna Tyrowicz
Group for Research in APplied Economics (GRAPE)
Foundation of Admirers and Mavens of Economics
ul. Mazowiecka 11/14 00-052
Warszawa
Poland
E-mail: j.tyrowicz@grape.org.pl

* The authors would like to thank Marcin Bielecki, Karolina Goraus, Oliwia Komanda and Magda Malec for wonderful research assistance. We are grateful to Alexia Fuernkranz-Prskawetz, Jan Hagemejer, Lukasz Drozd, Borys Grochulski, Duke Love and Jaromir Nosal for insightful suggestions. Simon Kleinert provided editorial assistance. The support of National Center for Science (grants nr 2011/01/D/HS4/04039 and UMO-2014/13/B/HS4/03264) is gratefully acknowledged. Usual disclaimer applies.

1 Introduction

A rational agent will work for as long as it is individually optimal, coordinating the choice of savings, hours and years of work to maximize life-time utility. For such a rational agent a minimum eligibility retirement age (MERA) is irrelevant unless it is binding, i.e. she would prefer a different career duration if it were allowed. Imposing more years of labor market activity (extensive margin) can lead to a decrease in instantaneous labor supply (intensive margin). Overall life-time labor supply could remain essentially unaffected by the change in the *de iure* MERA if it is aligned with individual preferences (see Boersch-Supan, 2013). Despite these insights from the theory, data demonstrate that with few exceptions, the *de facto* labor market exit age is substantially lower than MERA in all advanced economies (Heijdra and Romp, 2009; Sauré and Zoabi, 2012). This puzzle underlies the relevance of the debate over MERA (Gruber and Wise, 2007).

Raising *de iure* MERA is and most likely will continue to be a politically sensitive issue (see Feldstein, 2016). Intuitively, working longer is detrimental to welfare when individuals have disutility from labor, a standard assumption in most economic models. Yet, with increasing longevity, the old-age dependency ratio is expected to deteriorate, which is further amplified by decreasing fertility. These observed demographic trends increase interest in policies aimed at raising the overall participation, including labor market activity of the elderly (see Fehr, 2000; Boersch-Supan and Ludwig, 2010). In addition to mitigating the negative consequences of a shrinking working population, unlike other considered policy options, these policies can mitigate the detrimental effects of longevity on the stability of pension systems (Fehr et al., 2008).

One of the main arguments raised in discussions over MERA relies on incentives: if a pension system provides incentives to prolong the period of labor market activity in the light of longer life expectancy with increasing exit age, agents may fully internalize the general equilibrium benefits from longer employment duration. From the welfare perspective (in a representative agent setting), it is irrelevant if the exit age is endogenous or exogenous: exogenous non-binding constraints will not affect choices, excessive exogenous constraint will only limit access to pension benefits but will not prolong labor market activity. Clearly, defined contribution (DC) system seems to provide stronger incentives, because agents see the link between work and pension benefits, and internalize it. The opposite holds for a defined benefit (DB) system, where private incentives are weak. In fact, in a DB system, most of the welfare consequences come from general equilibrium effects (in a DB system, higher MERA reduces the fiscal burden, allowing for reduced taxation, *ceteris paribus*). Moreover, there are partial equilibrium effects, which stem from the fact that in most standard economic setups agents prefer smoother life-cycle paths, hence the preference for longer working periods.

In this paper we develop a series of overlapping generations models to determine the welfare effects of increasing the retirement age. We employ demographic projections to obtain a realistic scenario of longevity and impose a commensurate increase in minimum eligibility age to start collecting pensions (see Fehr, 2016). We analyze two cases. In the first, an economy has a defined benefit pay-as-you-go system (DB PAYG). In the second case, a reform is implemented from a PAYG DB to a DC system financed at a pay-as-you-go basis (often referred to as notionally defined contribution, NDC). In both cases, the baseline scenario is characterized by unchanged MERA, despite

demographic changes. In the reform scenario, MERA is increased in line with longevity, i.e. by as much as 15%. We analyze the welfare and the macroeconomic effects of such policy change.

In addition to being policy relevant, this question is also empirically intriguing. First, it is not clear if the benefits of a higher MERA are going to be outweighed by the disutility of working longer under alternative pension systems. Second, there are no clear theoretical underpinnings regarding the comparison of the size of the welfare effects across the pension systems. Third, we compare the size of the welfare effects from changing the retirement age (i.e. one of the examples of the parametric reforms) to the welfare effects from reforming the pension system from DB to DC scheme (i.e. systemic reforms). In comparing these welfare effects, our findings are particularly useful for countries yet to implement any reforms.

We find that the welfare effects of increasing MERA are similar across both analyzed pension systems, even if they stem from different sources. The net consumption equivalent from the implementation of this reform equals around 4% of the life-time consumption. We decompose this overall welfare gain into partial and general equilibrium effects. The former allows us to quantify the value of labor supply smoothing over life-cycle. The latter is informative of the welfare effects from improved fiscal balance and prices. We show that, initially, general equilibrium effects dominate. As the economy transits to the new steady state and prices adjust, the role of partial equilibrium effects strengthens to eventually dominate.

The paper is structured as follows. Section 2 discusses briefly the relevant literature. A theoretical model is presented in section 3, while section 4 describes in detail calibration and analyzed scenarios. We present the results and various sensitivity checks in section

5. We conclude by discussing the results in light of the political economy mechanisms that may be at play in the context of such reforms.

2 Motivation and insights from the literature

Building on the seminal work of Auerbach and Kotlikoff (1987), extant literature analyzes the welfare implications of parametric reforms in the pension systems (cfr. Lindbeck and Persson, 2003; Fehr, 2009). The welfare implications of these reforms are usually conceptualized as a change in utility between a baseline and reform scenario, observed for all cohorts (as pioneered by Breyer, 1989; Feldstein, 1995). The overlapping generations (OLG) model is the workhorse in the field (Fehr, 2016).

With respect to the retirement age, the literature thus far has focused on two questions. First, the literature analyzes optimal retirement age, i.e. age of labor market exit *chosen* optimally by the agents. Here, papers include contributions from Cremer and Pestieau (2003); Fehr et al. (2003); Fenge and Pestieau (2005); Galasso (2008); Heijdra and Romp (2009); Fehr et al. (2012) among others. The second strand of research is quantitatively much wider and has focused on the fiscal and welfare effects of various changes in the pension systems, including the increase in retirement age. Here, the examples date back as early as Auerbach et al. (1989). Typically, raising the retirement age is compared to other reforms or changes in the underlying fundamentals, such as activity rates. Since our paper falls into this second category, in the remainder we summarize the insights from these earlier, policy-motivated works.

There are several stylized facts that the literature captures. First, with increasing longevity, a certain increase in retirement age could be seen as a way to accommodate for longer expected life duration, keeping the relative proportion of the split between working periods and leisure periods unaffected. With most standard preferences, this sort of “reform” should have little or no welfare effects relative to the initial steady state if consumption levels are unaffected (see Fenge and Pestieau, 2005). However, most of the literature – as well as most of the citizens and policy-makers – assumes increasing longevity to constitute a fact and only retirement age changes to be policy choices. Then, welfare depends on opportunities related to aging, i.e. gain in valuable life years (see Boersch-Supan, 2013; Wise, 2016) as well as changes in labor productivity due to human capital investment (see Annabi et al., 2011)

The link between retirement age and labor supply is not immediate. Namely, if the life-time amount of work is optimal, extending the retirement age will force households to stay in the labor market *longer*, but they will adjust to welfare deteriorating changes by reducing the amount of labor supplied in each working year, see Boersch-Supan et al. (2007); Boersch-Supan and Ludwig (2010). Thus, the literature suggests that raising the exit age is only welfare enhancing if the *de iure* retirement age is too low and the pension system provides disincentives to staying in the labor market beyond the official legal limit. Fehr (2000) shows that with increased retirement age, households reduce hours in the middle of working period, but actual welfare gains depend on the strength of the link between contributions and benefits. For example, Boersch-Supan et al. (2007) provide simulations of old-age labor supply responses to some policy changes, showing that, actuarially fair adjustments would increase the average endogenous exit age in Germany by more than 3 years. However, if the actuarially fair system is exposed to other systemic risks, as is often the case with pre-funded schemes, an increase necessitated by risk-sharing cannot be offset by the rise in the retirement age (Beetsma and Buccioli, 2011).

Many papers compare the effects of raising the retirement age to other pension system reforms. Auerbach et al. (1989) model the effects on taxes of three types of reforms: postponing retirement by two additional years, 20% cut in pensions and reducing the non-pension expenditure for a number of countries. A similar exercise is conducted by Hviding and Marette (1998), who additionally include phased abolition of PAYG schemes. Both these studies find that relatively “painless” adjustment in the retirement age yields gains comparable to these other “painful” reforms. Also, Fehr (2000) finds that increasing the retirement age for Germany can yield considerable improvement in fiscal stance. Dí az-Giménez and Dí az-Saavedra (2009) find that delaying the retirement age in Spain by 3 years is able to put the pension system back to balance despite aging, with welfare improvements as early as a few years after the policy change. In a similar spirit, Boersch-Supan and Ludwig (2010) analyze possible reforms that could offset the effects of aging in Germany, France and Italy.

Summarizing, the literature provides intuition as to what effects we should expect from raising the retirement age. Typically, extending the working period is welfare improving, but older cohorts usually lose in the process of the reform. Welfare gains in actuarially fair systems are more equally spread across cohorts. No previous study, to the best of our knowledge, analyzed the sources of welfare effects, particularly the partial equilibrium effects. Moreover, the majority of studies focused

on one particular system, typically a PAYG DB scheme, with no analyses of parametric reform between pension systems and/or in the context of systemic reforms.

Our paper fills these gaps by investigating the welfare and macroeconomic effects of raising the retirement age with a specific focus on two policy-relevant issues. First, we compare the effects of increasing MERA in an economy with a PAYG DB to an identical increase of MERA in an economy in transition from PAYG DB to a DC system. Thus, we may answer if a systemic reform of pensions influences the welfare effects of changing the retirement age. Second, we separate partial equilibrium effects stemming from more flexibility in choosing an optimal consumption-leisure-savings path from general equilibrium effects which originate from adjustments in prices and taxes.

3 The model

The baseline scenario always consists of a flat effective retirement age in a PAYG DB scheme. We construct two experiments. In the first experiment, the reform scenario preserves the PAYG DB system, gradually increasing the retirement age from 60 to 67 years of age. This experiment is similar to most of the parametric pension system reforms analyzed in earlier literature. In the second experiment, the reform scenario consists of a *transition* from a PAYG DB to a PAYG DC scheme (we refer to this case as NDC), accompanied by an increase in retirement age. This experiment is closest to the actual policy events in many North European as well as Central and Eastern European countries. Although the experiment consists of two policy changes at one time, when combined with the first experiment, it aides to provide intuition on the relative size of the welfare effects from retirement age increase both in the presence and in the absence of systemic pension system reform.

In each of the experiments, the economy has the same exogenous productivity growth rate, households have the same preferences and production sectors are the same. This design choice enables us to compare the welfare effects both within and across the experiments. To fully measure the welfare costs associated with the transition periods, we follow Nishiyama and Smetters (2007).

The economy is populated by overlapping generations, who, in each period, face mortality risk. The production sector is fairly standard, with competitive firms, which all dispose of constant returns to scale technology with labor augmenting technological progress. Interest rate is endogenously determined in the model. Households are homogeneous within cohort and have perfect foresight of the deterministic evolution of wages, capital, interest rates, etc. Additionally, our model features a pension system and a government.

3.1 Consumers

Agents arrive in our model at the age of 20 and have a maximum lifespan of $J = 80$ periods. Agents are homogeneous within cohorts, where $j = 1, 2, \dots, J$ indexes age. This allows us to abstract from the problem of the timing of the labor market entry (which depends on educational choices). Each agent born in period t has an unconditional time varying probability of survival until the age of j , $\pi_{j,t}$. We also assume that all consumers who survive until the age of $J=80$ die with certainty.¹ We denote the size of cohort born in period t as N_t . Lowering fertility is operationalized in our model by adjusting the

¹ Demographic structures and projections lump together all individuals aged 99 or above.

size of the 20-year old cohort appearing in the economy each year. Longevity is operationalized *via* adjusting the mortality rates downwards.² Since each cohort faces mortality risk there are unintended bequests. We assume that they are redistributed among all the survivors, which is equivalent to a perfect annuity market.³

Our agents discount future exponentially, with discount factor δ . Consumers maximize their life-time log-linear utility derived from leisure $(1 - l_{j,t})$ and consumption $c_{j,t}$:

$$U_0 = \sum_{j=1}^J \delta^{j-1} \pi_{j,t-1+j} \ln [c_{j,t-1+j}^\phi (1 - l_{j,t-1+j})^{1-\phi}]. \quad (1)$$

Consumers have elastic labor supply up to the retirement age \bar{J}_t , when they have to retire: $l_{j,t} = 0$ for $j \geq \bar{J}_t$. If the incentives concerning the age of exiting the labor market are aligned with social preferences, no legal limit is necessary to ensure that people choose their retirement age optimally. Under these conditions, actual retirement age could be modeled as an endogenous decision, where households choose between more years of leisure or higher consumption due to higher contributions and thus pensions. However, as evidenced by the literature discussed in section 2, in most countries effective age of labor market exit falls short of *de iure* MERA. Moreover, in many countries there is a limited access to many labor market institutions (e.g. unemployment benefits are unavailable, training is no longer subsidized by the governments, etc.). These shortcomings make people even more prone to retire at the earliest, i.e. the *de iure* MERA. We follow this stylized fact in our model specification, i.e. agents can no longer work after \bar{J}_t .

On the other hand, these data are historical. Improving health, better working conditions as well as an increasing life expectancy may alter the current “preferred” exit age endogenously. Then, current MERA may become binding, creating an inefficiency. It is not warranted, however, that the change in employment opportunities among the elderly are adequately synchronized with the changes in MERA (see a recent volume edited by Wise, 2016). Conservatively, we consider a scenario of retirement age increase proportional to the projected longevity.

Labor productivity is assumed flat over the life cycle.⁴ The real wage of an agent of age jj is equal to $w_{j,t}$ per unit of labor $l_{j,t}$, where w_t is equal to the marginal product of labor. Additionally, agents pay labor income tax τ_l and social security contributions τ^l . When agents retire, they receive benefits from the pension system. We consider two pension schemes: defined benefit (DB) and notionally defined contribution (NDC). Thus, for each agent of age j there can be two streams of pensions $p_{l,j,t}$

² We discuss the demographic scenario in section 4.

³ Please note that mortality probability is not actually risk – agents have perfect information about these probabilities and they are identical within cohort, which implies that this formulation is equivalent to a certain fraction of a cohort surviving until the next period. Since the model is fully deterministic, agents have no preferences towards risk.

⁴ Despite numerous studies, the shape of the age-productivity pattern remains a discretionary area. Most of the studies assume an inverted U-shaped pattern, e.g. special issue of Labor Economics (volume 22, 2013). When adequately controlling for self-selection and cohort effects, age-productivity profile becomes fairly flat and - if anything - slightly increasing until the age of 65 (see Deaton 1997, Boersch-Supan and Weiss 2011). For the sake of conservative assumptions, we set at age-productivity profile. If we assumed a positively sloped profile, increasing activity of the elderly would change the overall labor productivity because of the composition effects, thus providing an additional boost to the economy. The opposite holds for the inverted u-shaped or negatively sloped pattern. To identify solely the effects of extending MERA without additional assumptions concerning productivity at older ages.

where $\iota \in \{DB, NDC\}$. Fehr (2000) argues that benefits of extending the working age depend on the strength of the link between contributions and benefits. In our model, agents have perfect foresight, which means they are aware of the $p_{\iota,j,t}$ while fully internalizing the link between the contributions to the pension system and the pension benefits received.

Savings of agent j in period t ($s_{j,t}$) are composed of capital assets and government bonds. The composite interest rate received by the households on savings is equivalent to r_t . Savings are taxed with the capital income tax τ_k . The budget constraint of agent j in period t is given by:

$$\begin{aligned} (1 + \tau_{c,t})c_{j,t} + s_{j,t} + Y_t &= (1 - \tau_{l,t})(1 - \tau_{j,t}^l)w_t l_{j,t} && \leftarrow \text{labor income} \\ &+ (1 + r_t(1 - \tau_{k,t}))s_{j,t-1} && \leftarrow \text{capital income} \\ &+ (1 - \tau_{l,t})p_{\iota,j,t} + b_{j,t} && \leftarrow \text{pensions and bequests} \end{aligned} \quad (2)$$

where Y_t denotes a lump sum tax/transfer equal for all generations. All living agents pay a consumption tax τ_c .

3.2 Production

Competitive producers have access to the constant returns to scale technology with labor augmenting exogenous technological progress. They use capital K_t and labor L_t to produce a single multipurpose good Y_t with the following Cobb-Douglas production function $Y_t = K_t^\alpha (z_t L_t)^{1-\alpha}$. Firms solve the following problem:

$$\max_{(Y_t, K_t, L_t)} Y_t - w_t L_t - (r_t^k + d)K_t \quad \text{s. t. } Y_t = K_t^\alpha (z_t L_t)^{1-\alpha} \quad (3)$$

where z_t grows at the exogenous time varying rate γ_t . Note that if the rate of return on capital is r_t^k therefore the rental rate must be $r_t^k + d$, where d denotes capital depreciation. Firm optimization naturally implies $w_t = (1 - \alpha)K_t^\alpha z_t^{1-\alpha} L_t^{-\alpha}$ and $r_t^k + d = \alpha K_t^{\alpha-1} (z_t L_t)^{1-\alpha}$.

3.3 Pension systems

The pension systems we model are benchmarked closely to the legal conditions in Poland. As already mentioned, we consider two types of pension systems $\iota \in \{DB, NDC\}$, denoting defined benefit PAYG and defined contribution PAYG, respectively. Following the actual design of the pension system and the pension system reform, we keep the contribution rates equal across cohorts, constant across time and the same in all systems: $\tau = \tau^{DB} = \tau^{NDC}$.

Defined benefit (DB) system. In the DB pay-as-you-go pension system, agents pay a contribution rate τ^{DB} and when they retire, they receive pension based on an exogenous replacement rate ρ . Later on, pensions are indexed in real terms with 25% of the growth rate of payroll $\kappa_t^{DB} = 1 + 0.25 \cdot r_t^l$, where r_t^l denotes the growth rate of labor income which is defined as:

$$r_t^l = \frac{w_t L_t - w_{t-1} L_{t-1}}{w_{t-1} L_{t-1}}. \quad (4)$$

Consequently, pensions are given by:

$$p_{j,t}^{DB} = \begin{cases} \rho w_{j-1,t-1} l_{j-1,t-1}, & \text{for } j = \bar{J}_t \\ \kappa_t^{DB} \cdot p_{j-1,t-1}^{DB}, & \text{for } j > \bar{J}_t. \end{cases} \quad (5)$$

Pensions expenditures are financed with contributions of the working and a subsidy from the government (denoted by S_t):

$$\sum_{j=\bar{J}_t}^J \pi_{j,t} N_{t-j} p_{j,t}^{DB} = \tau^{DB} \sum_{j=1}^{\bar{J}_t-1} w_{j,t} \pi_{j,t} N_{t-j} l_{j,t} + S_t^{DB} \quad (6)$$

The government subsidy is needed in order to balance the pension system.

Notionally defined contribution (NDC) system. The contributions of an agent of age j are used to finance actuarially fair benefits calculated at the retirement age. Afterwards, pensions are indexed the same way as in DB PAYG, i.e. $\kappa_t^{PAYG} = 1 + 0.25 \cdot r_t^I$. Pensions are paid according to the formula:

$$p_{j,t}^{NDC} = \begin{cases} \frac{\sum_{i=1}^{\bar{J}_t-1} [\prod_{s=1}^i (1+r_{t-i+s-1}^I)] \tau^{NDC} \cdot w_{\bar{J}_t-i,t-i} l_{\bar{J}_t-i,t-i}}{\prod_{s=\bar{J}_t}^J \pi_{s,t}}, & \text{for } j = \bar{J}_t \\ \kappa_t^{DB} p_{j-1,t-1}^{NDC}, & \text{for } j > \bar{J}_t \end{cases} \quad (7)$$

where $\kappa_t^{DB} = 1 + 0.25 \cdot r_t^I$ and the subsidy is such that:

$$\sum_{j=\bar{J}_t}^J \pi_{j,t} N_{t-j} p_{j,t}^{NDC} = \tau \sum_{j=1}^{\bar{J}_t-1} w_{j,t} \pi_{j,t} N_{t-j} l_{j,t} + S_t^{NDC}. \quad (8)$$

3.4 Government

The government, apart from balancing the social security, also collects taxes on income, interest and consumption and spends a fixed share of GDP on government consumption G_t . We compute the path of G_t as a constant share of GDP in the baseline scenario and then impose the same level of government expenditure in the reform scenarios.

Given that the government is indebted, it naturally also services the outstanding debt.

$$G_t + \text{subsidy}_t^i + r_t D_{t-1} = T_t + (D_t - D_{t-1}) + Y_t \sum_{j=1}^J \pi_{j,t} N_{t-j}. \quad (9)$$

where

$$T_t = \tau_{l,t} ((1 - \tau^l) w_t L_t + \sum_{j=\bar{J}_t}^J p_{j,t}^l \pi_{j,t} N_{t-j}) + (\tau_{c,t} c_t + \tau_{k,t} r_t s_{j,t-1}) \sum_{j=1}^J \pi_{j,t} N_{t-j}. \quad (10)$$

We calibrate the level of debt D_t in the initial steady state to match the data at around 45% of GDP and we assume that it remains at that level in all our simulations. We close the fiscal deficit using lump sum taxes Y_t .

3.5 Market clearing conditions, equilibrium and model solving

Clearing of the goods market requires

$$\sum_{j=1}^J \pi_{j,t} N_{t-j} c_{j,t} + G_t + K_{t+1} = Y_t + (1 - d) K_t, \quad (11)$$

We also need market clearing conditions for the labor and the assets markets:

$$L_t = \sum_{j=1}^{\bar{J}_t-1} \pi_{j,t} N_{t-j} \omega_{j,t} l_{j,t} \text{ and } K_{t+1} = \sum_{j=1}^J \pi_{j,t} N_{t-j} \hat{s}_{j,t} - D_t, \quad (12)$$

where $\hat{s}_{j,t}$ denotes private savings $s_{j,t}$ as well as accrued obligatory contributions in a fully funded pillar of the pension system.

3.6 Solution method

In order to solve the model, we first find the initial and the final steady states. Subsequently, we find the transition path. We pick the length of the path so that the new steady state is reached, i.e. the last generation on the transition path spends their entire life in the new steady state. The initial steady state is calibrated to match the data. The major difference between the early periods and the late periods in the model is the demography (different populations of 20-year-olds and different mortality rates) and productivity growth (in catching up economies, growth usually slows down as they converge to the levels of output per capita observed in developed economies), as described in detail in Section 4.

We solve the model twice. First, we find the benchmark scenario of no policy change (retirement age does not change), but with changes in demographics and productivity. Second, we solve the model with the extended MERA. In both of these scenarios, the life-time utilities for all generations are computed. We denote utility in the baseline scenario (no reform) with superscript B and in the reform scenario with superscript R . These values of utility constitute the basis for calculation of consumption equivalents, denoted as μ_t , similar to Nishiyama and Smetters (2007).

$$U_{1,t}((1 - \mu_t) \tilde{c}_{j,t}^R, \tilde{l}_{j,t}^R) = U_{1,t}(\tilde{c}_{j,t}^B, \tilde{l}_{j,t}^B) \quad (13)$$

A positive value of μ_t informs us that the reform is welfare improving for a cohort born in period t . The consumption equivalent is expressed as a measure of compensating variation, i.e. how much the consumer would be willing to pay for the reform not to be reverted (in percent of permanent consumption). Next, in order to assess the aggregate welfare gain, we collect the consumption equivalents as the extra lump sum taxes in all periods (positive for agents that gain from the reform and negative for those who lose) and we discount it to period 1. We then compute by how much we can increase consumption of each agent with the collected taxes, assuming that everyone gets the same proportional change in consumption. We use the Gauss-Seidel method (for both the steady states and the transition path).

3.7 Scenarios

It is often emphasized that reforming the pension system from a defined benefit to a defined contribution scheme would no longer require adjustment in the retirement age. In the defined benefit systems, increasing total individual contributions increases pensions as well. Meanwhile, in defined contribution systems, tampering with the retirement age does not affect the amount of benefits the retirees receive from the pension system, thus having no important effect on fiscal balance. Consequently, welfare effects could only come from two channels: (a) different choice between leisure and consumption and (b) general equilibrium effects. In the DB system, extending the retirement age increases the extensive margin of labor supply (partial equilibrium). However, there could occur important general equilibrium effects, mostly through lower taxes, but also *via* relative scarcity of capital as well as on the fiscal side, as well as important redistribution effects between the cohorts.

In order to provide a rigorous quantification of these effects, we provide the following experiments. Each pension system has a baseline of no-policy change and a reform scenario of increasing retirement age. In the DB PAYG scenario, the baseline consists of a DB with a flat effective retirement age and the reform scenario consists of a DB pay-as-you-go with a gradually increasing retirement age. In the NDC scenario, the baseline consists of a transition from a DB pay-as-you-go with a flat effective retirement age to an NDC with flat retirement age and the reform scenario consists of a similar transition with a gradually increasing retirement age. In each case, the change in the effective MERA is the same.

4 Calibration

Our model was calibrated to the Polish economy where the social security system was changed from a PAYG DB to a partially funded DC system. In order to calibrate the initial steady state, we use the microevidence on life-cycle characteristics, taxes, growth rates, etc. Given these, we next calibrate the depreciation rate d in order to match the investment rate in the data i.e. app. 21% and we calibrate the discount factor δ so that the interest rate in the economy r was equal 7.4%, which is the effective annual interest rate in the funded pillar in real terms. To put this number into a perspective, Nishiyama and Smetters (2007) calibrate the interest rate to 6.25% for the US economy. Given that the Polish economy is scarce in capital and catching up, it is reasonable to consider a somewhat higher value.

4.1 Calibration of the structural parameters

In this section we describe how all structural parameters are calibrated, we focus on demographics, productivity, preferences, government sector and the depreciation rate of capital. The values of the key parameters are summarized in Table 1.

Preferences and technology. We pick ϕ , the agents' preference for leisure/consumption, so that the labor market participation rate amounts to 56.8%, as observed in 1999. We set $\alpha = 0.3$, following the standard in the literature. We calibrate the discount factor δ to match the interest rate of 7.4%, and the depreciation rate d to match the investment share in GDP equal to 21%, see Table 1.

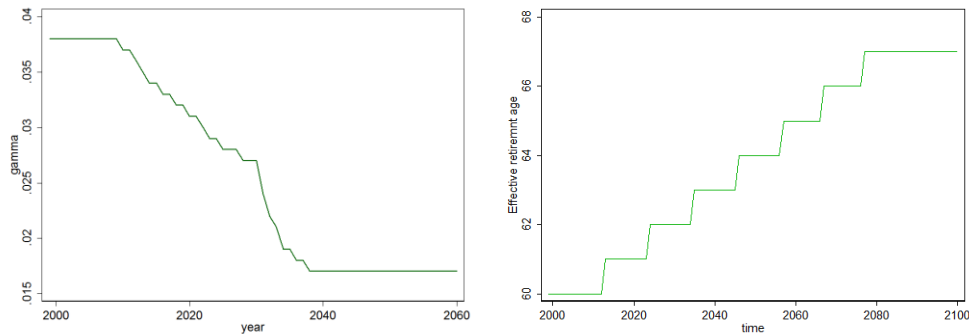
Demographics. Demographic change in our model is exogenous. We take the number of 20-years olds (which in our model have age $j = 1$) and mortality rates from the demographic projection for Poland⁵. We assume the number of births to be constant beyond 2060. As in our model we do not distinguish between genders, we compute the average population weighted mortality rates. We assume mortality rates constant beyond 2060. We also assume that demographics stabilize and remain constant after 210 periods (which corresponds to 50 periods taken from the projection + 80 periods of constant number of 20-year-olds + 80 years of survival), to ensure stationary population and a steady state of the economy.

Productivity growth (γ_z). The model features labor augmenting exogenous productivity growth $\gamma_{t+1} = z_{t+1}/z_t$. The projected values for the next 50 years are taken from the forecast by the Aging Work Group of the European Commission, which comprises such time series for all EU Member States, see Figure 1. This projection was constructed on the general assumption that countries with lower *per capita* output would be catching up until around 2030 and since then, exogenous

⁵ We use the projection for the years up to 2060 of the European Commission.

productivity growth for all countries would be converging slowly towards the steady state value of 1.7% per annum.

Figure 1: Labor augmenting productivity growth rate projection (left, assumption) and retirement age in economy (right, reform scenario)



Source: technological progress rate following European Commission & effective retirement age based on SIF annual reports until 2012, afterwards it is a reform scenario.

Table 1: Calibrated parameters

α	capital share	0.30
τ_l	labor tax	0.11
φ	preference for leisure	0.526
δ	discounting rate	0.979
d	depreciation rate	0.045
τ	total soc. security contr.	0.060
ϱ	replacement rate	0.227
		resulting
Δk_t	investment rate	21
r	interest rate	7.4

Retirement age and replacement rate. In Poland the *de iure* MERA is at 60 for women and at 65 for men. However, due to the numerous exceptions, the effective retirement age was substantially lower. Despite ϕ matched to the aggregate labor supply observed in the economy, average exit ages were 52.6 and 61.6 respectively. One can expect that with calibrated ϕ , agents in our model would "prefer" to work longer than up to 60 years old even with the PAYG DB in place. Yet, in the data exits occur earlier than is "optimal" in the model, which emphasizes the role of \bar{J} . In short, we assume that there will be an increase of one additional year in \bar{J} once every decade, reaching effectively 65 years of age. In Poland, the *de iure* replacement rate is flat after 20 years of active labor market participation. Replacement rate ρ is constant and we calibrate it to match the 5% pensions to GDP ratio in 1999.

Taxes. We set the tax rate on income (labor and pensions) at 11% to match the rate of income tax revenues in the aggregate employment fund. We set social security contributions to match the ratio of total contributions to GDP equal to 4.2%. Consumption tax τ_c is fixed at 11%, which matches the rate

of revenues from this tax in aggregate consumption in 1999. There are no tax redemptions on capital tax, so our effective measure is the *de iure* capital income tax $\tau_k = 19\%$.

Figure A.1 summarizes the life-cycle patterns of consumption, labor supply, savings and pensions in the initial steady state following this calibration. Internalizing the effects of labor supply prior to retirement, agents gradually increase labor supply over their life-time, which allows both consumption and savings to increase. In fact, young agents need to borrow because contemporaneous earnings fall short of optimal consumption. Pensions, being indexed with 25% of the payroll growth (which mimics the legislation), decrease quite sharply in life, necessitating a decrease in consumption.

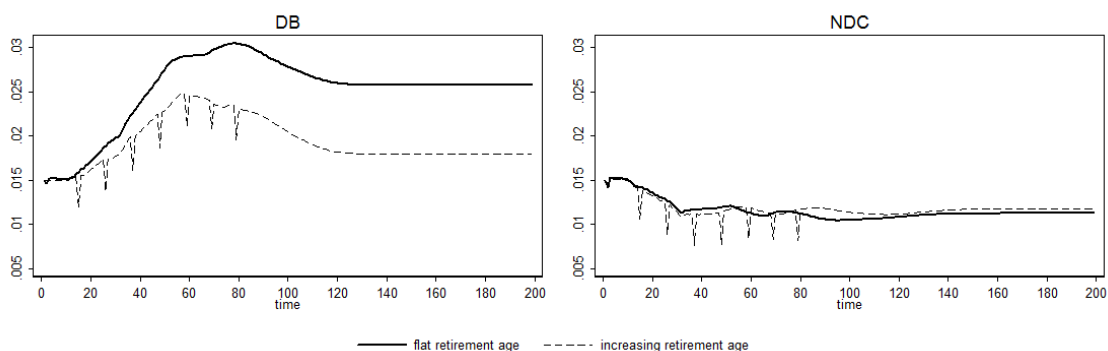
5 Results

Raising MERA has important macroeconomic consequences and considerably affects the welfare of agents. Welfare effects are quantitatively similar across different pension systems, but the channels through which they are realized differ. We describe adjustments in labor supply, pensions, output and taxes. In the subsequent section we discuss in detail the welfare effects for respective cohorts.

5.1 Fiscal, labor supply and capital adjustments

The implied tax rate in DB declines considerably, hence yielding substantial welfare effects, see Figure 2. Because the overall pension system deficit declines, the necessary tax increase is lower (an increase at all is inevitable due to the demographic changes). In the case of NDC, changes in taxes are negligible over the long run. This comes from the fact that DC systems over the long run are balanced by construction, so an increase in MERA does not affect fiscal balance. Nevertheless, in the DC systems, there are temporary tax declines corresponding to the periods in which retirement age changes, which for some cohorts could mean lower life-time taxes. Large effects of the postponement of the retirement age are especially apparent when comparing the tax rates between the pension schemes. In fact, the implied tax in DB is considerably lower than in the case of NDC *even without* the adjustment in MERA. This explains why the welfare gains from delaying retirement may actually be so large and universal across cohorts.

Figure 2: Lump-sum tax



An increase in the MERA postpones the period in which households start to receive pension benefits. In fact, in our setting labor supply may be low or even zero prior to the retirement age, but after reaching \bar{j} , nobody works. Hence, raising MERA has two types of effects. First, additional cohorts stay in the labor market, which raises labor supply sharply. However, cohorts having a sufficient number of working periods prior to the retirement age are able to adjust labor supply to optimal levels by changing the hours worked. Figure 3 shows the overall effect on the aggregate labor supply in two analyzed pension schemes. With the properties of the Cobb-Douglas preferences, income effect and substitution effect – which work in opposite directions – are of similar size, which limits the scope of differentiation between the adjustments in the overall labor supply for different pension systems.

Figure 3: Labor supply ($L_t = \sum_{j=20}^{j=\bar{j}} N_{j,t} \cdot l_{j,t}$)

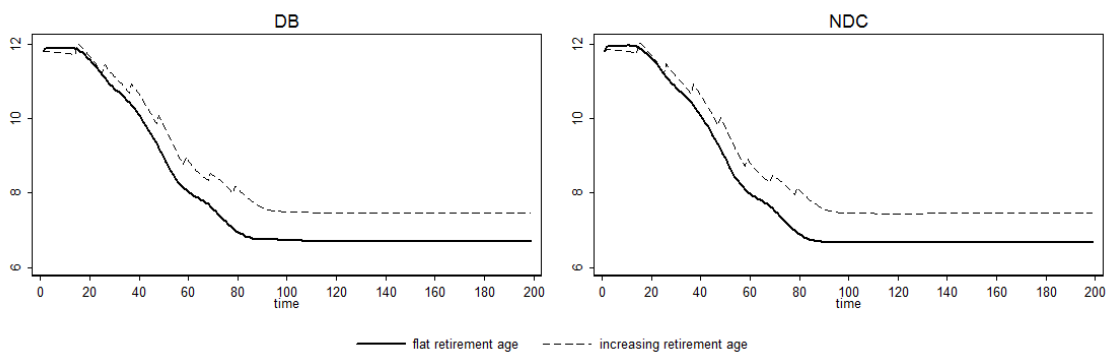


Figure 4: Labor supply over the life cycle in the final steady state ($l_{j,T}$)

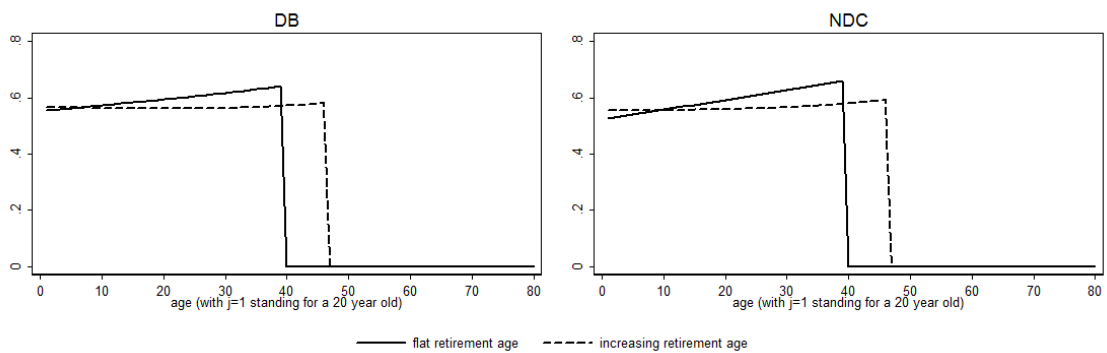


Figure 4 illustrates the final steady states labor supply across cohorts with and without change in MERA for the three pension scenarios. Agents, forced to stay longer in the labor market, increase leisure in almost every period (except for early years of their career). This finding is consistent with the literature (e.g. Boersch-Supan and Ludwig, 2010) and suggests that although agents work longer years, they could work less in total. In fact, the downward adjustment in labor supplied before the age of 60 is more than compensated for by the additional years of working due to increased MERA. In the original steady state labor supply amounts to 58.6% of their available time. Demographic transition alone increases this indicator only slightly to 58.9-60.0% in the final steady state. During additional years in the labor market, agents use on average around 58% of their available time to supply labor. Yet, an increase in MERA results in average annual labor supply falling by approximately 2-3

percentage points in every period, relative to baseline scenario. Overall, the aggregate labor supply in the reform scenarios is 12%-13% higher. The extent of proscribed adjustments is comparable across the pension systems.

Table 2: Labor supply effects of the reform in the final steady state

	Labor supply baseline	Labor supply with MERA increase			
	Average	$j < 60$ Average	$j \geq 60$ Aggregate (baseline=100)	$j \geq 60$ Average	Total Aggregate (baseline=100)
DB	58.9%	57.0%	96.7%	56.9%	113.1%
NDC	60.0%	57.3%	95.5%	58.3%	112.0%

Naturally, increasing MERA results in lower private savings. This is the first source of downward adjustment in capital per effective unit of labor. The second source is the fact that labor supply increases, which affects the relative price of labor and capital. Figure 5 shows the relative contribution of these two effects. In case of both DC and DB, there is a shift to the right of the life-cycle profile of savings in the final steady state, reflecting the increase in MERA, see Figure B.2 in the Appendix. In case of DB system shorter retirement period, lower taxes combined with no change in pension levels result in only temporary decline in savings (see Figure B.3 in the Appendix). On the one hand, people want to save less since they stay for a shorter period in retirement, but on the other hand, they become better off (life-time income goes up) and since their pensions do not increase, they want to save more. In the long run, these two effects balance each other out. In case of DC systems, shorter retirement period is combined with higher pension income, so savings decline (see Figure B.3 in the Appendix).

Figure 5: Change in capital per effective unit of labor - decomposition



In fact, the effects from increasing the retirement age are quantitatively larger than those attributable to the introduction of a pension scheme incentivizing more private savings. These detrimental effects on capital are stronger in the economy with a DC system. In the steady state, the capital is lower by about 15% in DC, but much less in DB, where only the income effect is at play. The extent of the welfare gains from postponing retirement at par with longevity is approximately twice the effect of the systemic reform, as reported for the same calibration and economy in Makarski

et al. (2016). Adjustment in capital is roughly 50% stronger, and in the opposite direction: introducing DC fosters voluntary savings, whereas postponing retirement yields the opposite.

5.2 Welfare effects of raising MERA

An increase in the minimum eligibility retirement age has substantial welfare effects itself, but the differences between the two analyzed systems are minor. The overall welfare effect of gradual increase ranges from 3.7% of life-time consumption in the case of DB to 4.4% in the case of DC. These numbers reflect the welfare effects after compensating all the welfare losses and are expressed in consumption equivalents. While the size and the sign of this overall number is a consequence of many intertwining processes, we may analyze the welfare effects per cohort and decompose the sources of welfare changes to those attributable to partial equilibrium effects (more flexibility in consumption-leisure-savings choice) and general equilibrium effects (different prices of work and capital as well as taxes and pensions). This decomposition is depicted in Figure 6. We show the overall effect and the partial equilibrium effect, while the general equilibrium effect represents the difference between the two.⁶

In case of the DB system, partial and general equilibrium effects contribute fairly equally to the overall effect for each cohort. However, smoother adjustment in labor supply is only feasible for cohorts still active at the moment of the first change in MERA, so the partial equilibrium effects appear later. The general equilibrium effects stem predominantly from lower taxes (see Figure 2) and lower capital per effective unit of labor (see Figure 5), which affects the interest rate and wages. A substantial role of the general equilibrium effect is consistent with the misalignment of incentives under DB. Notably, this misalignment persists permanently, because with lower retirement age, DB systems have higher taxation.

In case of the DC system, the role of the general equilibrium effects is pronounced for as long as economy adjusts to the new equilibrium. Hence, the main source of welfare effects is change in life-time income due to a longer working period, along with the accompanying change in prices of work and capital. In fact, taxation adjusts only temporarily, in the years when a full cohort stays a year longer in the labor market (see Figure 2). Longer working and shorter retirement periods imply less need for savings (in our model they serve to smoothen consumption), which lowers the effective stock of capital, *ceteris paribus*. Hence, especially during the transition periods, there are strong adjustments in prices, for some cohorts general equilibrium effects amount to a half of the overall welfare effect. As soon as the adjustment is completed, smoother labor supply choice becomes the only source of general equilibrium effects, as one would expect in a DC system.

Hence, the differences in the effects of retirement age increase between DB and DC systems appear only in long-term horizon: under DB general equilibrium effects persist due to taxes, whereas, under DC, partial equilibrium dominates. We corroborate this conclusion by analyzing a hypothetical scenario of immediate increase of retirement age eligibility by the same amount. Such policy reform is probably never feasible, but helps to analyze the mechanisms behind the adjustments also in the case

⁶ In the case of partial equilibrium, agents observe prices and taxes from baseline but the actual retirement age as in the reform scenario (in the case of NDC agents observe the new pension benefits, i.e. ones with adjustment in years of work and years after retirement). For the analysis in general equilibrium prices and taxes are fully endogenous.

of gradual increases of MERA, Figure 7. Moreover, relatively higher taxation attenuates the incentives to adjust labor supply, which reduces the scope for partial equilibrium effects in the DB scenario. When incentives are aligned correctly, as in the DC scenario, partial equilibrium effects are simply larger.

Figure 6: Consumption equivalent for gradual retirement age increase

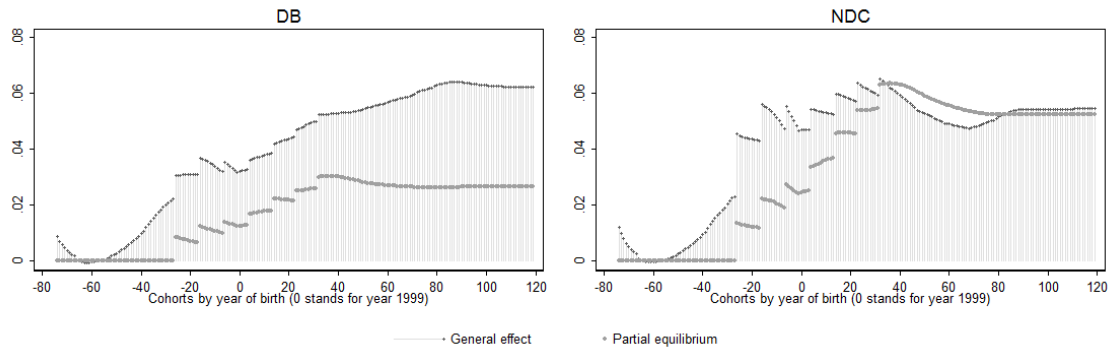
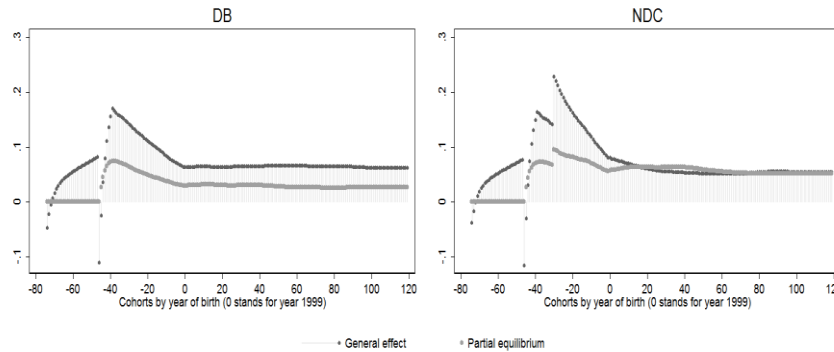


Figure : Consumption equivalent for immediate change of retirement age



Our result differs from Auerbach et al. (1989), as in our case the welfare gains are generally universal. However, in our setting the DB pension system is not automatically balancing, whereas Auerbach et al. (1989) set contribution rates to balance the pension system in every period. This implies that cohorts just prior to retirement have to work longer and see only a small gain in lowered τ . The welfare effects of postponing retirement age therefore vary between cohorts. Initially, young and future generations benefit from a positive effect on net wages. Near-retirees benefit only modestly from lower contribution rates and face disutility from reduced leisure, which implies a net negative welfare effect for the older cohorts. In our setting, it is the lump-sum tax that is lowered, which redistributes welfare gains across all cohorts.

6 Conclusions

Earlier research suggests that households, when forced to work for more years, adjust the average annual labor supply downwards. This type of adjustment was emphasized by Boersch-Supan and Ludwig (2010). The opposition between intensive and extensive margin adjustments implies that evaluating the overall employment effect of increasing the minimum eligibility retirement age is inherently an empirical question. Our objective in this paper has been to provide guidance on what outcomes could be expected given a country starting point. We show how the economy adjusts to changed retirement eligibility rules and welfare implications of these adjustments, as decomposed to general and partial equilibrium effects.

If the economy has a defined benefit pension system, postponing retirement reduces fiscal imbalances. These processes were considered to be the main sources underlying the welfare effects of the postponement, making it a frequent policy recommendation for countries struggling with a high pension system deficit. However, from the perspective of agents, postponing retirement eligibility basically reduces life-time income from pensions and possibly also increases life-time disutility from work. Welfare effects are then theoretically ambiguous. If the economy has a defined contribution pension system, postponing retirement age has no direct fiscal effect. Neither is pension income affected. Hence, recommendation to increase retirement age is more frequent in the case of countries with DB system. Moreover, welfare effects of such reform should be minor.

Our analysis in this paper reveals that these theoretical expectations are not the full picture. First, in addition to the fiscal/price effects, there are also partial equilibrium effects arising from more flexibility to set hours worked, consumption and savings. These partial equilibrium effects play a substantial role in the overall welfare effects. Second, adjustment in stock of labor triggers adjustment in capital price and stock, making general equilibrium effects relevant also in the case of a DC system, in spite of negligible fiscal effects. Third, the role of the partial equilibrium effects is paramount. This suggests that in models with endogenous decision to retire, the individual adjustments may be insufficient relative to centralized equilibrium outcomes. This finding is new in the literature, which typically assumes perfect foresight and full transmission from macro to micro. Given the failure of OLG models to explain prevalent early labor market exit, this direction of advancing the literature seems particularly promising.

An important policy implication from our study concerns the relationship between parametric and systemic pension reforms. Conventional wisdom considers parametric reforms of the pension systems (such as changing the retirement age or replacement/contribution rates) as policy options that are a substitute of a systemic pension reform (such as replacing defined benefits with defined contribution). An inevitable increase in longevity in many advanced economies raises policy relevance of the retirement age, especially if improved health of the elderly is associated with lowering fertility and thus deteriorating dependency ratios. Our paper shows that a systemic pension reform does not reduce the welfare effects of postponing retirement – on the contrary, the two types of reforms complement each other to the extent that increasing retirement age eases the transition from DB to DC.

Admittedly, adjustment in labor supply is considerable in our study. Although we increase pensionable age at par with projected longevity, so far little is known about the actual working

potential beyond the currently observable empirical regularities. Even though in the vast majority of countries individuals tend to retire as early as possible, usually well before the *de iure* retirement age, a large body of literature has argued that this pattern stems from misaligned incentives in the labor market and pension system institutional design. In fact, there is little evidence so far that health in general is an important obstacle to remain active for longer number of years. Notwithstanding, once the *de iure* retirement age is increased beyond 60+ on average, these empirical regularities may no longer hold. Thus, our results should be interpreted tentatively and not for the parameters they use for operationalization. In fact, our findings concerning welfare are conditional on actual ability to remain active by a representative, average household in an economy.

Our paper leaves a number of avenues open for further research. First, it is implicitly assumed that age-productivity patterns do not change in the simulation horizon. It is unlikely that technological change and increasing human capital will leave the age-productivity pattern unaffected. Thus, it seems desirable to develop alternative scenarios of the changes in the life-time profile of productivity. Second, we do not analyze gender differences in longevity and activity rates. With lowering fertility and increased access to care facilities, it is likely that average professional activity will gradually increase due to the increasing labor market participation of women. That would be equivalent to changing the preference for leisure on the transition path. Analyzing the two processes in conjunction is likely to inform policy better. Finally, using an exogenous (and possibly binding) retirement age in an OLG model may be viewed as a shortcut. In our setting, households may choose to retire prior to MERA, but not later. Hence, it seems valuable to exploit earlier findings concerning endogenous retirement age and combine this literature with the literature on parametric pension system reforms.

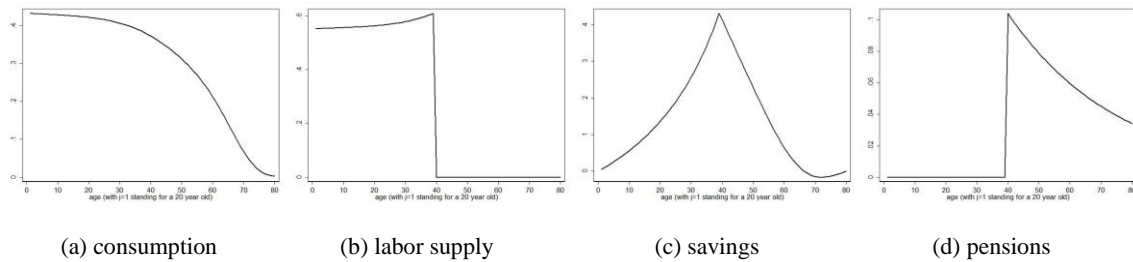
References

- Annabi, Harvey and Lan2011annabi2011public Annabi, N., Harvey, S. and Lan, Y.: 2011, Public expenditures on education, human capital and growth in canada: An olg model analysis, *Journal of Policy Modeling* **33**(6), 852–865.
- Auerbach, Kotlikoff, Hagemann and Nicoletti1989auerbachetal1989 Auerbach, A. J., Kotlikoff, L. J., Hagemann, R. P. and Nicoletti, G.: 1989, The Economic Dynamics of an Ageing Population: The Case of Four OECD Countries, *OECD Economics Department Working Papers 62*, OECD Publishing.
- Auerbach, A. and Kotlikoff, L. J.: 1987, *Dynamic Fiscal Policy*, Cambridge University Press.
- Beetsma, R. M. and Buccioli, A.: 2011, Differentiating indexation in dutch pension funds, *De Economist* **159**(3), 323–360.
- Boersch-Supan, A.: 2013, Ageing, labour markets and well-being, *Empirica* **40**(3), 397–407.
- Boersch-Supan, A. H. and Ludwig, A.: 2010, Old Europe ages: Reforms and Reform Backlashes, *NBER Working Paper 15744*, National Bureau of Economic Research.
- Boersch-Supan, A., Kohnz, S. and Schnabel, R.: 2007, The budget impact of reduced early retirement incentives on the german public pension system, *Social Security Programs and Retirement around the World: Fiscal Implications of Reform*, University of Chicago Press, pp. 201–252.
- Boersch-Supan, A. and Weiss, M.: 2011, Productivity and age: Evidence from work teams at the assembly line, *MEA Discussion Papers 07148*, Mannheim Research Institute for the Economics of Aging (MEA), University of Mannheim.
- Breyer, F.: 1989, On the intergenerational Pareto efficiency of pay-as-you-go financed pension systems, *Journal of Institutional and Theoretical Economics (JITE)/Zeitschrift für die gesamte Staatswissenschaft* **145**(4), 643–658.
- Cremer, H. and Pestieau, P.: 2003, The double dividend of postponing retirement, *International Tax and Public Finance* **10**(4), 419–434.
- Deaton, A.: 1997, *The analysis of household surveys: a microeconomic approach to development policy*, Johns Hopkins University Press.
- Díaz-Giménez, J. and Díaz-Saavedra, J.: 2009, Delaying retirement in Spain, *Review of Economic Dynamics* **12**(1), 147–167.
- Fehr, H.: 2000, Pension reform during the demographic transition, *The Scandinavian Journal of Economics* **102**(3), 419–443.
- Fehr, H.: 2009, Computable stochastic equilibrium models and their use in pension-and ageing research, *De Economist* **157**(4), 359–416.
- Fehr, H.: 2016, {CGE} modeling social security reforms, *Journal of Policy Modeling* **38**(3), 475 – 494.

- Fehr, H., Jokisch, S. and Kotlikoff, L. J.: 2008, Fertility, mortality and the developed world's demographic transition, *Journal of Policy Modeling* **30**(3), 455 – 473.
- Fehr, H., Kallweit, M. and Kindermann, F.: 2012, Pension reform with variable retirement age: a simulation analysis for germany, *Journal of Pension Economics and Finance* **11**(03), 389–417.
- Fehr, H., Sterkeby, W. I. and Thogersen, O.: 2003, Social security reforms and early retirement, *Journal of Population Economics* **16**(2), 345–361.
- Feldstein, M.: 1995, Would Privatizing Social Security Raise Economic Welfare?, *Working Paper Series 5281*, National Bureau of Economic Research.
- Feldstein, M.: 2016, Reducing long term deficits, *Journal of Policy Modeling* **forthcoming**.
- Fenge, R. and Pestieau, P.: 2005, *Social security and early retirement*, The MIT Press.
- Galasso, V.: 2008, Postponing retirement: the political effect of aging, *Journal of Public Economics* **92**(10-11), 2157–2169.
- Gruber, J. and Wise, D. A.: 2007, *Social Security Programs and Retirement around the World: Fiscal Implications of Reform*, NBER Books, National Bureau of Economic Research, Inc.
- Heijdra, B. J. and Romp, W. E.: 2009, Retirement, pensions, and ageing, *Journal of Public Economics* **92**, 586–604.
- Hviding, K. and Marette, M.: 1998, Macroeconomic effects of pension reforms in the context of ageing populations: Overlapping generations model simulations for seven OECD countries, *OECD Economics Department Working Paper 201*, OECD Publishing.
- Lindbeck, A. and Persson, M.: 2003, The gains from pension reform, *Journal of Economic Literature* **41**(1), 74–112.
- Makarski, K., Hagemeyer, J. and Tyrowicz, J.: 2017, Efficiency of the pension reform: the welfare effects of various fiscal closures, *Macroeconomic Dynamics* **forthcoming**.
- Nishiyama, S. and Smetters, K.: 2007, Does Social Security Privatization Produce Efficiency Gains?, *The Quarterly Journal of Economics* **122**, 1677–1719.
- Sauré, P. U. and Zoabi, H.: 2012, Retirement age across countries: The role of occupations, *Working Papers 2012-06*, Swiss National Bank.
- Wise, D. A.: 2016, *Social Security Programs and Retirement Around the World: The Capacity to Work at Older Ages*, NBER Book Series - International Social Security, University of Chicago Press.

A Initial steady state

Figure A.1: Agents' behaviour over the life cycle (initial steady state, expressed in efficiency units)



B Final steady state

Figure B.2: Savings per efficiency units over the life cycle in the final steady state

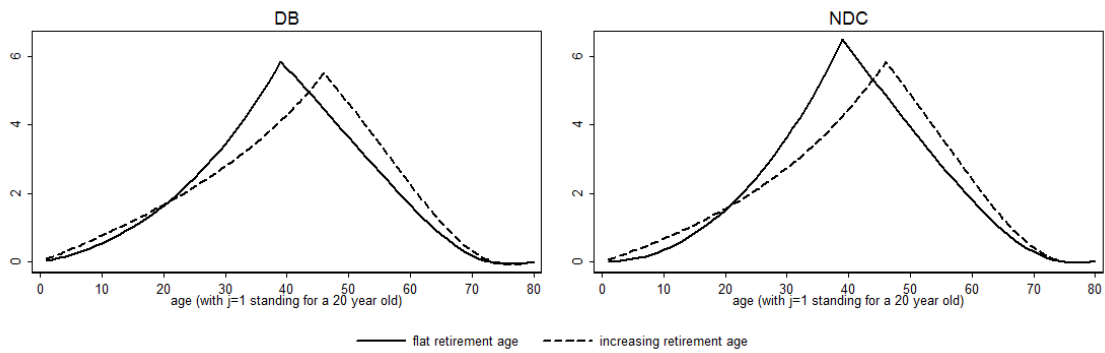
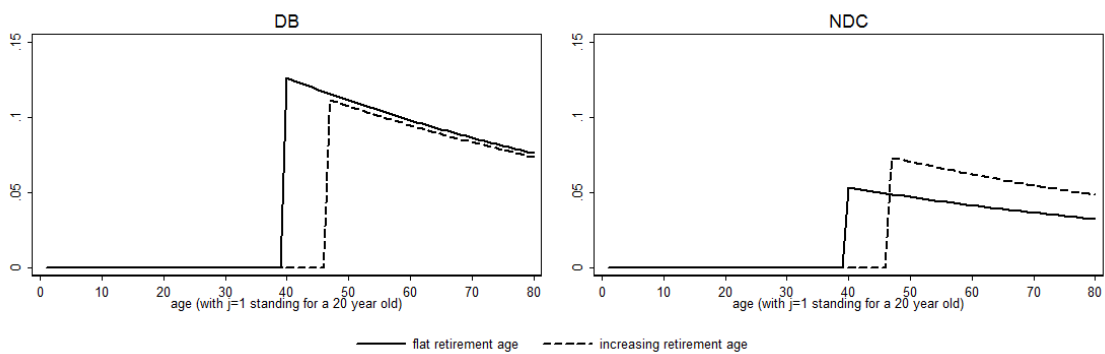


Figure B.3: Pensions per efficiency units over the life cycle in the final steady state



C Transition

Figure C.4: Discounted total pension payments per retiree (per efficiency units)

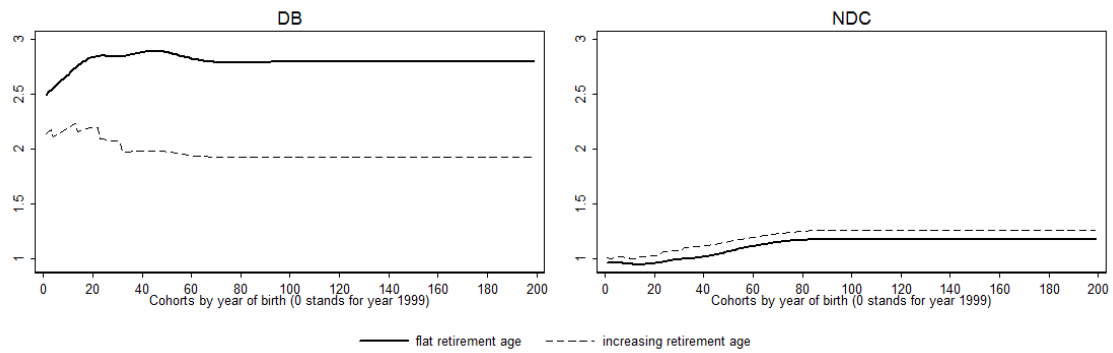


Figure C.5 : Pension system deficit (as % of GDP)

