

Guerrazzi, Marco

Article

Animal spirits, investment and unemployment: An old Keynesian view of the Great Recession

EconomiA

Provided in Cooperation with:

The Brazilian Association of Postgraduate Programs in Economics (ANPEC), Rio de Janeiro

Suggested Citation: Guerrazzi, Marco (2015) : Animal spirits, investment and unemployment: An old Keynesian view of the Great Recession, EconomiA, ISSN 1517-7580, Elsevier, Amsterdam, Vol. 16, Iss. 3, pp. 343-358, <https://doi.org/10.1016/j.econ.2015.09.002>

This Version is available at:

<https://hdl.handle.net/10419/179604>

Standard-Nutzungsbedingungen:

Die Dokumente auf EconStor dürfen zu eigenen wissenschaftlichen Zwecken und zum Privatgebrauch gespeichert und kopiert werden.

Sie dürfen die Dokumente nicht für öffentliche oder kommerzielle Zwecke vervielfältigen, öffentlich ausstellen, öffentlich zugänglich machen, vertreiben oder anderweitig nutzen.

Sofern die Verfasser die Dokumente unter Open-Content-Lizenzen (insbesondere CC-Lizenzen) zur Verfügung gestellt haben sollten, gelten abweichend von diesen Nutzungsbedingungen die in der dort genannten Lizenz gewährten Nutzungsrechte.

Terms of use:

Documents in EconStor may be saved and copied for your personal and scholarly purposes.

You are not to copy documents for public or commercial purposes, to exhibit the documents publicly, to make them publicly available on the internet, or to distribute or otherwise use the documents in public.

If the documents have been made available under an Open Content Licence (especially Creative Commons Licences), you may exercise further usage rights as specified in the indicated licence.



<https://creativecommons.org/licenses/by-nc-nd/4.0/>

Animal spirits, investment and unemployment: An old Keynesian view of the Great Recession[☆]

Marco Guerrazzi^{*}

Department of Economics – DIEC, University of Genoa, via F. Vivaldi n. 5, 16126 Genoa, Italy

Received 26 March 2015; accepted 4 September 2015

Available online 27 October 2015

Abstract

This paper develops a DSGE model with investment and capital accumulation build along demand-driven explanations of the Great Recession. Specifically, following Farmer (2013), I set forth a search framework in which households decide about consumption while firms decide about recruiting effort as well as investment. This setting closed with market clearing in good and asset markets has one less equation than unknowns. As a consequence, in order to solve such an indeterminacy, I assume that investment is driven by self-fulfilling expectations about the adjustment cost of capital. Consistently with the view of business cycles pushed by stock price fluctuations, this model has the potential to provide a more comprehensive rationale for the consumption–investment patterns observed during the years of the crisis.

© 2015 National Association of Postgraduate Centers in Economics, ANPEC. Production and hosting by Elsevier B.V. All rights reserved.

JEL classification: E24; E32; E52; J64

Keywords: Investment; Capital accumulation; Finance-induced recession; Search; DSGE models

Resumo

O artigo apresenta um modelo DSGE com investimento e acumulação de capital para explicar a Grande Recessão pelo lado da demanda. Seguimos Farmer (2013) propondo uma estrutura de search no qual famílias decidem o quanto consumir e firmas investem e recrutam mão de obra. Nesse arcabouço há uma equação a menos do que incógnitas. De maneira a resolver essa indeterminação supomos que o investimento tem expectativas auto-realizáveis sobre o custo de ajustamento do capital. Consistente com a visão de que os ciclos de negócios são influenciados pelas flutuações dos preços de ações, esse modelo tem o potencial de prover uma rationale mais compreensiva para os padrões de consumo–investimento observados durante os anos de crise.

© 2015 National Association of Postgraduate Centers in Economics, ANPEC. Production and hosting by Elsevier B.V. All rights reserved.

Palavras-chave: Investimento; Acumulação de capital; Grande Recessão; Modelos DSGE

[☆] I would like to thank Luigi Bonatti, Carlo Casarosa, Lorenzo Corsini, Jean-Bernard Chatelain, Roger Farmer and Paolo Gelain for comments and suggestions. This version benefited from comments received during the XXIX AIEL Conference, the LV SIE Meeting and a seminar held at the Department of Economics and Management of the University of Pisa. The usual disclaimers apply.

^{*} Tel.: +39 010 2095225; fax: +39 010 2095269.

E-mail address: guerrazzi@economia.unige.it

Peer review under responsibility of National Association of Postgraduate Centers in Economics, ANPEC.

Table 1
US data (1950–2012), quantity indexes.

		$\Delta \ln(Y)$	$\Delta \ln(C)$	$\Delta \ln(I)$	$\Delta \ln(U)$
Standard deviation		0.945	0.842	4.450	6.827
Autocorrelation		0.388	0.088	0.199	0.616
Correlation matrix	$\Delta \ln(Y)$	1	0.617	0.782	-0.707
	$\Delta \ln(C)$	-	1	0.257	-0.473
	$\Delta \ln(I)$	-	-	1	-0.558
	$\Delta \ln(U)$	-	-	-	1

1. Introduction

According to a widespread view, the Great Recession of 2007–2008 can be thought as the upshot of a dramatic loss of confidence triggered by the burst of a financial bubble that abruptly reduced house and stock prices (cf. [Hurd and Rohwedder, 2010](#); [Bell and Blanchflower, 2011](#); [Christelis et al., 2011](#)). A prominent backer of this view is [Farmer \(2012a,b, 2013, 2015\)](#), who depicts the finance-induced recession as a self-fulfilling reduction of households' financial wealth value that led to a sudden consumption contraction that, in turn, drove GDP (unemployment) downwards (upwards).

[Farmer's \(2012a,b, 2013\)](#) theoretical framework reformulates into a Walrasian setting two important ideas from Keynes's (1936) *General Theory*. The first is that the economy can be consistent with a continuum of steady-state unemployment equilibria, while the second is that beliefs of asset market participants might have an independent influence on the economic activity by selecting a perfect-foresight equilibrium in which private consumption, according to its dominant weight in GDP quotas, is assumed to be the crucial component of aggregate demand.

This theoretical proposal, sometimes referred as new 'Farmerian' economics, provides new interesting insights on business cycles fluctuations and gives the chance to dig out into the Keynesian view according to which market confidence is essential in determining realized macroeconomic outcomes.¹ However, it is well known that in the *General Theory* the component of private expenditure mainly driven by market psychology instead of economy's fundamentals is not consumption but corporate investment; indeed, [Keynes \(1936\)](#) coined the term 'animal spirits' just to describe the non-fundamental based behaviour of entrepreneurs regarding investment spending. Moreover, according to [Keynes \(1936\)](#), private investment – via the multiplier effect – was the main driver of business cycles (cf. [Smith and Zoega, 2009](#)).

As far as US data are concerned, the importance of investment in explaining macroeconomic fluctuations is still hard to neglect. For instance, [Table 1](#) collects the volatility, the persistence and the correlation matrix of GDP (Y), consumption (C), private investment (I) and unemployment (U) over the last sixty years on a quarterly basis.² The figures show that the correlation of investment both to GDP and unemployment – in absolute value – is slightly higher than the one of consumption. Moreover, among the components of private aggregate demand, investment appears as the more volatile variable so, at least in principle, the more prone to mirror sudden switches in market confidence.

Additional intriguing elements about investment behaviour can also be derived from the inspection of recent data. Specifically, the two panels of [Fig. 1](#) draws the paths of the real values of consumption (left scale) and investment (right scale) both in levels and as percentage of GDP starting from the beginning of the century. The diagram above (a) shows that the wave of pessimism triggered by the finance-induced recession of 2008–2009 had a strong impact on the two components of private aggregate spending. However, while consumption already recovered its pre-crisis level at the end of 2010, investment, as pointed out by [Lavander and Parent \(2012–2013\)](#), is still below its 2007 magnitude.³

¹ An extensive review of the new Farmerian approach is given by [Guerrazzi \(2012\)](#).

² Data on GDP, consumption and investments are retrieved from the seasonally adjusted quantity indexes provided by the Bureau of Economic Analysis (Index Numbers, 2009 = 100). See www.bea.gov. Moreover, data on unemployment are retrieved from the Bureau of Labor Statistics. See www.bls.gov.

³ Along these lines, [Zoega \(2010\)](#) points out the simultaneous deficiency of employment and investment that characterized the latest financial crisis.

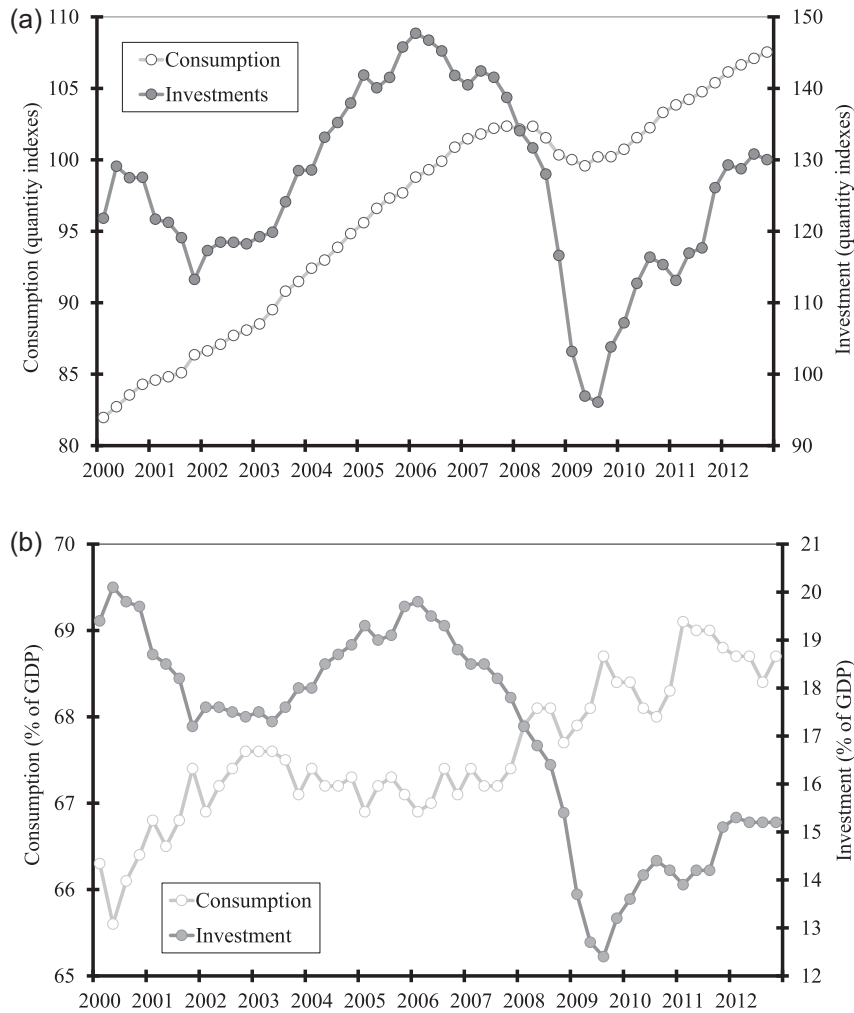


Fig. 1. US consumption and investment (2000–2012).

In addition, the diagram below (b) shows that – in relative terms – the wealth effect on consumption triggered by the Great Recession is almost negligible while the depressing effect on investment is more serious and quite persistent.

In this paper, taking into account the macroeconomic patterns sketched above, I introduce productive investment and capital accumulation in the one-sector framework developed by Farmer (2013). To the best of my knowledge, this is the first new Farmerian contribution in which both consumption and investment are addressed within an inter-temporal optimization framework.⁴ Specifically, I build a demand-driven search DSGE model in which households put forward an optimal trajectory for consumption while, at the same time, consumer-owned firms decide about optimal recruiting effort as well as an optimal trajectory for investment along the lines of the frameworks set forth by Jorgerson (1963), Abel and Blanchard (1983) and Chirinko (1993).

Given the presence of search frictions, the model economy closed with market clearing in asset and good markets is characterized by one more unknown than equations so that both its dynamics and its stationary solution remain indeterminate. In my own proposal, such an indeterminacy is solved by assuming that entrepreneurs form self-fulfilling expectations about the adjustment cost of capital. This variable is assumed to convey the Keynesian state of long-term

⁴ Seminal attempts to introduce investment and capital accumulation in the new Farmerian model are given by Guerrazzi and Gelain (2015), Guerrazzi (2011, 2012), Gelain and Guerrazzi (2010) and Plotnikov (2014).

expectations that selects equilibrium unemployment period by period by delivering market allocations that are not necessary efficient outcomes.

From a theoretical point of view, my model implies that whenever entrepreneurs perceive capital adjustments as more (less) expensive, the model economy experiences a sudden decrease (increase) of investment flows. Thereafter, lower (higher) investment depresses (boosts) capital accumulation by reducing (increasing) the wealth of households. This in turn triggers a negative (positive) wealth effect that leads to a decrease (increase) in private consumption. On the whole, lower (higher) investment and lower (higher) consumption push unemployment upwards (downwards). As a consequence, this setting seems to have the potential to provide a more comprehensive rationale of the consumption–investment patterns observed during the Great Recession.

In addition, from a quantitative perspective, I show that the long-run behaviour of the model economy mirrors the observed co-movements of GDP, consumption and investment. Moreover, I give robust evidence that the transmission mechanism of confidence shocks implied by this theoretical framework appears quite consistent with business cycles driven by self-fulfilling asset price fluctuations.

The paper is arranged as follows. [Section 2](#) develops the social planner problem. [Section 3](#) offers a decentralized version. [Section 4](#) analyses some quantitative implications of the model. Finally, [Section 5](#) concludes by giving some policy implications.

2. Social planner problem

Following [Farmer \(2013\)](#), I begin by introducing the problem of a benevolent social planner whose goal is the maximization of the individual welfare of a representative household endowed with certain preferences. Such a social planner is constrained by two distinct technologies: the former describes how labour and capital combine themselves in order to produce output, the latter conveys the way in which unemployed workers can be recruited in the productive side of the economy.

In what follows, I provide a description of household preferences and binding technologies. Moreover, I solve the social planner problem and I give its stationary solution.

2.1. Household preferences and labour market participation

I will assume that the model economy is populated by a continuum of identical households endowed with logarithmic preferences that do not yield utility (disutility) from leisure (work).⁵ As a consequence, the present value of households discounted utility can be written as

$$E_0 \left[\sum_{t=0}^{+\infty} \beta^t \log(C_t) \right] \quad 0 < \beta < 1 \quad (1)$$

where $E[\cdot]$ is the expectation operator, β is the discount factor and C_t is current real consumption.

The dimension of the representative household is normalized to one. Moreover, in each period, its members can be alternatively employed or unemployed. Therefore, denoting employed household members by L_t , it follows that the unemployment rate can be conveyed as

$$U_t = 1 - L_t \quad (2)$$

2.2. Production technology and capital accumulation

Output in this model economy is produced by means of a Cobb–Douglas technology by combining capital and labour in a stochastic manner. As a consequence,

$$Y_t = S_t K_t^\alpha X_t^{1-\alpha} \quad 0 < \alpha < 1 \quad (3)$$

⁵ In an unpublished appendix, Farmer shows that controlling for labour supply does not significantly alter the results achieved in this simplest context. See www.rogerfarmer.com.

where Y_t is the level of production, S_t is a supply shock, K_t is the stock of capital, $\alpha(1 - \alpha)$ is the elasticity of output with respect to capital (labour) and X_t is the amount of labour used in production.

Consistently with Farmer (2013), I assume that employed workers can be alternatively allocated in recruiting or production activities. Therefore,

$$L_t = X_t + V_t \tag{4}$$

where V_t is the share of employed workers allocated to recruiting.

Moreover, in contrast to Farmer (2013), the amount of output which is not consumed is assumed to boost capital accumulation. Therefore, the stock of capital evolves according to the usual dynamic law. Hence,

$$K_{t+1} = Y_t - C_t + (1 - \delta)K_t \quad 0 < \delta < 1 \tag{5}$$

where δ is the capital depreciation rate.

2.3. Search technology and employment dynamics

Symmetrically with production, the technology that moves unemployed workers from home to work is a stochastic Cobb–Douglas combination between recruiters and jobless workers. This assumption leads to the following employment evolution law:

$$L_{t+1} = B_t V_t^\theta (1 - L_t)^{1-\theta} + (1 - \sigma)L_t \quad 0 < \theta < 1, \quad 0 < \sigma < 1 \tag{6}$$

where B_t is a matching shock, $\theta(1 - \theta)$ is the elasticity of matching with respect to recruiters (unemployment) and σ is the exogenous job destruction rate.⁶

2.4. Solution of the social planner problem

Taking into account the building blocks described above, the social planner problem can be written as

$$\begin{aligned} & \max_{\{C_t, V_t, K_{t+1}, L_{t+1}\}_{t=0}^{+\infty}} E_0 \left[\sum_{t=0}^{+\infty} \beta^t \log(C_t) \right] \\ & \text{s. to} \\ & K_{t+1} = S_t K_t^\alpha (L_t - V_t)^{1-\alpha} - C_t + (1 - \delta)K_t \\ & L_{t+1} = B_t V_t^\theta (1 - L_t)^{1-\theta} + (1 - \sigma)L_t \\ & K_0 = \bar{K}, \quad L_0 = \bar{L} \end{aligned} \tag{7}$$

where \bar{K} and \bar{L} are, respectively, the initial conditions for capital and employment.

The first-order conditions (FOCs) for the problem in (7) are the following:

$$\frac{1}{C_t} = \beta E_t \left[\frac{\alpha S_{t+1} \Phi_{t+1}^{\alpha-1} + 1 - \delta}{C_{t+1}} \right] \tag{8}$$

$$\frac{S_t \Phi_t^\alpha \Psi_t^{1-\theta}}{\theta B_t C_t} = \beta E_t \left[\frac{S_{t+1} \Phi_{t+1}^\alpha}{C_{t+1}} \left(1 + \frac{(1 - \sigma) \Psi_{t+1}^{1-\theta} - (1 - \theta) B_{t+1} \Psi_{t+1}}{\theta B_{t+1}} \right) \right] \tag{9}$$

$$K_{t+1} = S_t \Phi_t^\alpha (L_t - V_t) - C_t + (1 - \delta)K_t \tag{10}$$

$$L_{t+1} = B_t \Psi_t^\theta (1 - L_t) + (1 - \sigma)L_t \tag{11}$$

$$\lim_{t \rightarrow +\infty} \beta^t \lambda_t K_t = 0 \tag{12}$$

⁶ In the context of the standard search and matching model à la Pissarides (2000), an equivalent stochastic dynamics for (un)employment is set forth by Andolfatto (1996).

$$\lim_{t \rightarrow +\infty} \beta^t \mu_t L_t = 0 \quad (13)$$

where $\Phi_t \equiv K_t(L_t - V_t)^{-1}$, $\Psi_t \equiv V_t(1 - L_t)^{-1}$ and $\{\lambda_t\}_{t=0}^{+\infty}$ ($\{\mu_t\}_{t=0}^{+\infty}$) is the sequence of Lagrange multipliers on the capital accumulation constraint (employment evolution law).⁷

The interpretation of the FOCs of the social planner problem is straightforward. Eqs. (8) and (9) are the Euler equations for the two control variables, namely, consumption and recruiters. Moreover, Eqs. (10) and (11) reproduce the dynamics of the two state variables. Furthermore, (12) and (13) are the required transversality conditions.

The solution of the social planner's problem is quite relevant; indeed, the implied trajectories for Y_t and U_t define, respectively, the new Farmerian counterparts of the potential output and the natural rate of unemployment retrieved from new Keynesian DSGE models (e.g. Gali, 2008).

2.5. Steady-state of the social planner problem

The social planner problem is a concave maximization problem constrained by two convex technology constraints. As a consequence, (7) has a unique meaningful saddle-path stationary solution towards which all the endogenous variables asymptotically have to converge in order to verify the transversality conditions in Eqs. (12) and (13) (cf. Cass, 1966).

Adopting the notational convention such that variables without time indexes denote steady-state values, the stationary solution of the social planner problem is defined by the following proposition:

Proposition 1. *The employment steady-state solution of the social planner problem is given by*

$$L = \frac{B\hat{\Psi}^\theta}{\sigma + B\hat{\Psi}^\theta} \quad (14)$$

where $\hat{\Psi}$ is defined by the positive root of the following non-linear hyperbolic expression:

$$\Psi B(1 - \theta)\beta + \Psi^{1-\theta}(1 - \beta(1 - \sigma)) - B\theta\beta = 0 \quad (15)$$

Thereafter, the steady-state levels of the other endogenous variables can be retrieved from

$$\begin{aligned} V &= \left(\frac{\sigma L}{B(1 - L)^{1-\theta}} \right)^{(1/\theta)} \\ K &= \left(\frac{\alpha\beta S}{1 - \beta(1 - \delta)} \right)^{(1/1-\alpha)} (L - V) \\ C &= S \left(\frac{\alpha\beta S}{1 - \beta(1 - \delta)} \right)^{(\alpha/1-\alpha)} (L - V) - \delta K \end{aligned} \quad (16)$$

The proof is given in Appendix.

Proposition 1 has two important implications. First, equilibrium (un)employment is not affected by technology shocks. As a consequence, the steady-state value of the wandering natural rate of unemployment implied by the solution of the social planner problem is driven by matching shocks only and it is not affected by technology trends (cf. Layard et al., 1991). Moreover, equilibrium (un)employment spills over into the other endogenous variables but not the other way round; indeed, equilibrium (un)employment is completely determined by the discount rate and the parameters underlying employment dynamics.⁸ In Section 4, this result will be quite useful for calibrating the market version of the model.

⁷ It is worth noting that Φ_t and Ψ_t convey, respectively, a measure of the capital–labour ratio and a measure of labour market tightness.

⁸ A by-product of this feature is that whenever $\theta = 0.5$, equilibrium (un)employment collapses to the value derived by Farmer (2013).

3. A decentralized version

In this section, drawing on the theoretical works on investment by Jorgenson (1963), Abel and Blanchard (1983) and Chirinko (1993), I extend the framework developed by Farmer (2013) by taking into account that productive firms have to decide about the optimal amount of recruiters as well as the optimal trajectory of investment. As I will show below, this setting closed with market-clearing in asset and good markets displays steady-state and dynamics indeterminacy because it has one less equation than unknowns.⁹

3.1. Households

In the decentralized economy households maximize their discounted flow of utility under a wealth-accumulation path. Moreover, consistently with the matching mechanism described in the previous section, they will set consumption also taking into account that, in each period, a market-determined share of their unemployed members will find a job while a fixed share of their employed members will loose its position. As a consequence, the representative household is assumed to solve the following problem:

$$\begin{aligned} & \max_{\{C_t, A_{t+1}\}_{t=0}^{+\infty}} E_0 \left[\sum_{t=0}^{+\infty} \beta^t \log(C_t) \right] \\ & \text{s. to} \\ & A_{t+1} = (1 + r_t)A_t + w_t L_t - C_t \\ & L_{t+1} = \tilde{q}_t(1 - L_t) + (1 - \sigma)L_t \\ & A_0 = \bar{A}, \quad L_0 = \bar{L} \end{aligned} \tag{17}$$

where C_t is the real value of consumption expenditure, A_t is the current value of household’s wealth, r_t is the real interest rate, w_t is the real wage, \tilde{q}_t is the endogenous probability to find a job and \bar{A} is the initial level of wealth.

The FOCs for the household problem can be written as

$$\frac{1}{C_t} = \beta E_t \left[\frac{1 + r_{t+1}}{C_{t+1}} \right] \tag{18}$$

$$A_{t+1} = (1 + r_t)A_t + w_t L_t - C_t \tag{19}$$

$$\lim_{t \rightarrow +\infty} \beta^t \varphi_t A_t = 0 \tag{20}$$

where $\{\varphi_t\}_{t=0}^{+\infty}$ is the sequence of Lagrange multipliers on the wealth accumulation constraint.

Eq. (18) is the Euler equation for consumption. Moreover, Eq. (19) reproduces the dynamics of state variables. Furthermore, (20) is the required transversality condition.

Since employment dynamics enters the problem of the household as an exogenous shock and production technology is stochastic, I need to assume that there exists a complete set of Arrow securities indexed for each possible realization of the states of the world. Under those circumstances, the Euler equation in (18) implies that payments streams will be discounted period by period with the following price kernel:

$$Q_t = \beta \left(\frac{C_t}{C_{t+1}} \right) \tag{21}$$

Taking into account that households are assumed to be the owners of firms, the expression in Eq. (21) will be implemented below to evaluate the present value of expected cash-flows generated by the production activity.

⁹ Such an indeterminacy does not arise in the general equilibrium model by Abel and Blanchard (1983) because they implicitly assume that the labour market always clear. By contrast, in the present framework, search frictions usually prevent this to happen.

3.2. Firms

Productive firms are assumed to set recruiters and investment by maximizing their discounted cash-flows under the capital accumulation constraint. Moreover, symmetrically with households, they will take into account that in each period recruiters can hire a market-determined share of workers while a fixed share of employees quits for exogenous redundancy. Therefore, the problem of the representative firm can be written as

$$\begin{aligned} & \max_{\{V_t, I_t, K_{t+1}, L_{t+1}\}_{t=0}^{+\infty}} E_0 \left[\sum_{t=0}^{+\infty} Q_t^i (S_t K_t^\alpha (L_t - V_t)^{1-\alpha} - (1 + p_{I,t}) I_t - w_t L_t) \right] \\ & \text{s. to} \\ & K_{t+1} = I_t + (1 - \delta) K_t \\ & L_{t+1} = q_t V_t + (1 - \sigma) L_t \\ & K_0 = \bar{K}, \quad L_0 = \bar{L} \end{aligned} \quad (22)$$

where $(1 + p_{I,t})$ is the gross cost of investment, I_t is real investment and q_t is the endogenous hiring effectiveness of each corporate recruiter.

Depending on the degree of aggregation, the factor that gives a value to investment expenditure can be interpreted in different ways. On the one hand, according to the seminal work by [Jorgenson \(1963\)](#) on investment at the plant level, $1 + p_{I,t}$ can be thought as an exogenously given price of capital goods divided by the GDP deflator. However, in a frictionless one-good economy, $p_{I,t}$ should be always equal to 0 (cf. [Wang and Wen, 2012](#)). On the other hand, in the spirit of the macroeconomic contribution by [Abel and Blanchard \(1983\)](#), $p_{I,t}$ can be interpreted as a time-dependent adjustment cost conveyed in real terms that the firm has to pay in order to modify the level of its capital stock.

In this paper, I plainly adhere to the macroeconomic perspective. However, I do not follow the literature on the installation costs of new capital equipment which usually assumes that $p_{I,t}$ is determined by fundamentals such as the flow of investment, the stock of capital and technology shocks (e.g. [Chirinko, 1993](#)). On the contrary, I take the adjustment cost of capital as the outcome of self-fulfilling beliefs. This modelling strategy is motivated by the fact that, everything else being equal, the higher (lower) the expected values of $p_{I,t}$, the lower (higher) the expected cash-flows of the firm. As a consequence, sudden changes in the expectations about $p_{I,t}$ have the potential to convey sharp shifts in expected corporate yields by influencing the willingness to invest of productive firms. Moreover, the introduction of an adjustment cost of capital unrelated to the fundamentals of the economy allows the decentralized version of the model to behave differently from the centralized version so that market allocations do not necessarily coincide with efficient outcomes.

The FOCs of the firm problem are the following:

$$p_{I,t} = E_t \left[Q_t (\alpha S_{t+1} \Phi_{t+1}^{\alpha-1} + (1 + p_{I,t+1})(1 - \delta)) \right] - 1 \quad (23)$$

$$\frac{(1 - \alpha) S_t \Phi_t^\alpha}{q_t} = E_t \left[Q_t \left((1 - \alpha) S_{t+1} \Phi_{t+1}^\alpha \left(1 + \frac{1 - \sigma}{q_{t+1}} \right) - w_{t+1} \right) \right] \quad (24)$$

$$K_{t+1} = I_t + (1 - \delta) K_t \quad (25)$$

$$L_{t+1} = q_t V_t + (1 - \sigma) L_t \quad (26)$$

$$\lim_{t \rightarrow +\infty} Q_t^i \omega_t K_t = 0 \quad (27)$$

$$\lim_{t \rightarrow +\infty} Q_t^i \xi_t L_t = 0 \quad (28)$$

where $\{\omega_t\}_{t=0}^{+\infty}$ ($\{\xi_t\}_{t=0}^{+\infty}$) is the sequence of Lagrange multipliers on the capital accumulation constraint (employment evolution law).

Eqs. (23) and (24) are Euler equations, respectively, for investment and recruiters. Moreover, Eqs. (24) and (25) reproduces the dynamics of state variables. Furthermore, (26) and (27) are the transversality conditions.

3.3. Search probabilities

The probability to find a job as well as the recruiting effectiveness of corporate recruiters are both determined by assuming that in a symmetric equilibrium the employment evolution laws that affect the problems of households and firms describe the same employment path tracked by the employment dynamics that bind the social planner problem. As a consequence, in each period, the probability to find a job is given by

$$\tilde{q}_t = B_t \Psi_t^\theta \quad (29)$$

Moreover, in a similar manner, the recruiting effectiveness of corporate recruiters can be conveyed as

$$q_t = B_t \Psi_t^{\theta-1} \quad (30)$$

The expressions in Eqs. (29) and (30) mirror the traditional trading externalities that characterize a textbook search and matching economy; indeed, \tilde{q}_t (q_t) is an increasing (decreasing) function of the labour market tightness indicator (cf. [Pissarides, 2000](#)).

3.4. Characterizing equilibria

Leaving out supply and matching shocks that, by definition, are exogenous factors, the decentralized model is called in to determine period by period the following set of twelve endogenous variables:

$$\{C_t, A_t, L_t, V_t, I_t, K_t, Q_t, \tilde{q}_t, q_t, r_t, w_t, p_{I,t}\} \quad (31)$$

Straightforward algebra suggests that determinacy of the model requires the same number of equations. First, two of them immediately derive from the definitions of search probabilities, i.e., Eqs. (29) and (30). Moreover, the FOCs of households and firms problems provide additional seven forward- and backward-looking inter-temporal relationships. In details, the Euler equation for consumption, i.e., Eq. (18), the price kernel, i.e., Eq. (21), the wealth accumulation path, i.e., Eq. (19), the Euler equation for investment, i.e., Eq. (23), the Euler equation for recruiters, i.e., Eq. (24), the capital evolution law, i.e., Eq. (25), and an employment dynamic pattern consistent with the already mentioned search probability, i.e., Eq. (11).

To close the model three more equations are called in. On an intra-temporal basis, two important relationships come from the market-clearing conditions on asset and good markets, respectively,

$$A_t = K_t \quad (32)$$

and

$$C_t + (1 + p_{I,t})I_t = S_t \Phi_t^\alpha (L_t - V_t) \quad (33)$$

Eq. (32) states that value of households' wealth has to be equal to the value of firms' capital. Moreover, according to the national account identity, Eq. (33) conveys that the sum of consumption and investment expenditures must be equal to produced output.

Finally, similarly to [Farmer \(2013\)](#), the balance between the number of equations and the number of unknowns is reached by assuming that entrepreneurs form self-fulfilling expectations about the adjustment cost of capital. As a consequence,

$$E_t [p_{I,t+1}] = x_t \quad (34)$$

where x_t is a belief-function which is assumed to map observations of current and past investment costs to expectations about future costs.

It is worth noting that, in each period of time – given the expectation of p_I – all the other endogenous variable are determined in order to make such an expectation self-validating. In other words, Eq. (34) resolves the indeterminacy of the model economy by selecting a perfect-foresight path in which expectations about the adjustment cost of capital are self-fulfilling. In practice, there is a variety of ways x_t could be specified. For instance, [Farmer \(2012b\)](#) models beliefs by resorting to a martingale. Moreover, [Farmer \(2013\)](#) assumes that x_t takes the form of a conventional adaptive expectation equation. Since in the next section I will focus only on steady-state equilibria, I will not provide any specific

functional form for x_t . Taking into account that the way in which agents form expectation may change over time, I leave the evolution of beliefs as well the short-run dynamics of the model economy to further developments.¹⁰

3.5. Steady-state of the decentralized model

In steady-state, households' Euler equation for consumption implies that the equilibrium real interest rate is given by

$$r = \frac{1 - \beta}{\beta} \quad (35)$$

As far as the result in Eq. (35) is concerned, the stationary solution of the other endogenous variables can be retrieved from the following proposition:

Proposition 2. Define the constants Ω_0 , Ω_1 and Ω_2 as follows:

$$\begin{aligned} \Omega_0 &\equiv \frac{1 - \beta(1 - \delta(1 + \alpha))}{\alpha(1 - \beta)} \\ \Omega_1 &\equiv \frac{(1 - \alpha)(1 - \beta(1 - \delta))}{\alpha(1 - \beta)} \\ \Omega_2 &\equiv \frac{\sigma \frac{1 - \theta}{\theta} (1 - \beta(1 - \sigma))}{\frac{1}{B^\theta \beta}} \end{aligned} \quad (36)$$

For each value of $p_I \in (-1, (\Omega_0 - \Omega_1)^{-1} - 1)$, the (positive) employment steady-state solution of the decentralized version of the model is given by the root of the following hyperbolic equation:

$$\frac{1}{1 + p_I} - \Omega_0 + \Omega_1 \frac{1 - \Omega_2 \left(\frac{L}{1-L}\right)^{\frac{1-\theta}{\theta}}}{1 - \left(\frac{\sigma}{B}\right)^{\frac{1}{\theta}} \left(\frac{L}{1-L}\right)^{\frac{1-\theta}{\theta}}} = 0 \quad (37)$$

Thereafter, the steady-state levels of the other endogenous variables can be obtained from the following equations:

$$\begin{aligned} V &= \left(\frac{\sigma L}{B(1-L)^{1-\theta}}\right)^{\frac{1}{\theta}} \\ K = A &= \left(\frac{\alpha\beta S}{(1 + p_I)(1 - \beta(1 - \delta))}\right)^{\frac{1}{1-\alpha}} (L - V) \\ I &= \delta K \\ w &= (1 - \alpha) S \left(\frac{K}{L - V}\right)^\alpha \left(1 - \left(\frac{L}{1-L}\right)^{\frac{1-\theta}{\theta}} \Omega_2\right) \\ C &= Kr + wL \\ Q &= \beta \end{aligned} \quad (38)$$

In addition, Φ , Ψ , \tilde{q} and q can be derived from their respective definitions.

The proof is given in Appendix.

¹⁰ A general theory of expectations is beyond the scope of the present contribution.

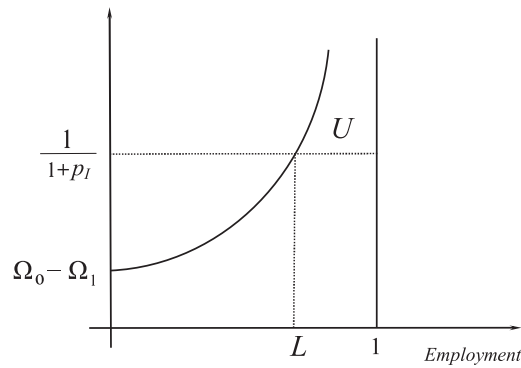


Fig. 2. Equilibrium (un)employment.

Proposition 2 suggests three interesting conclusions. First, in the decentralized model the equilibrium values of the belief function and the matching shock univocally select equilibrium (un)employment by solving the indeterminacy mentioned above. As a consequence, symmetrically with the employment steady-state solution of the social planner problem, supply shocks do not affect the equilibrium unemployment rate of the decentralized economy. Second, there exists an upper bound for the eligible equilibrium value of the cost of investment that pushes equilibrium employment towards zero. Furthermore, whenever the equilibrium adjustment cost of capital becomes a subsidy that exactly counterbalances its replacement cost, so that $(1 + p_I)^{-1}$ tends to infinity, the employment steady-state solution of the decentralized model tends to the full employment allocation; indeed, the hyperbolic expression on RHS of (37) tends to infinity if and only if L approaches one.¹¹ The determination of equilibrium employment is illustrated in Fig. 2.

In this theoretical framework, whenever entrepreneurs perceive capital adjustments as more (less) expensive, there are two subsequent effects on the private components of aggregate demand. First, there is a sudden decrease (increase) of the investment flow. As a consequence, this setting provides a straightforward formalization for how the credit crunch, i.e., the dramatic worsening of firm access to bank credit experienced over the financial crisis, translated into a fall in firms’ spending on additional physical capital (cf. Haltenhof et al., 2014). Moreover, lower (higher) investment depresses (boosts) capital accumulation by reducing (rising) the wealth of households. Similarly to Farmer (2013), this on turn triggers a negative (positive) wealth effect that leads to a decrease (increase) in private consumption. On the whole, as shown in Fig. 2, lower (higher) investment and lower (higher) consumption push unemployment upwards (downwards).

All in all, the arguments developed above reveal that this model seems to have the potential to provide a more comprehensive rationale of the consumption–investment patterns observed during the Great Recession without neglecting capital accumulation.

4. Quantitative implications of the model

In this section I explore some quantitative implications of the theoretical framework developed in Sections 2 and 3. First, I provide a suitable model calibration. Moreover, I analyse the long-run behaviour of the model economy by deriving the properties of steady-state equilibria. In addition, I discuss the reliance of different business cycle drivers.

4.1. Calibration

The model is calibrated in order to be consistent with US quarterly figures. Specifically, the capital share, the discount factor and the depreciation rate of capital are set at the same values chosen by Kydland and Prescott (1982) in their real business cycle contribution. Moreover, the parameters of the employment evolution law are fixed according to the JOLT-based estimations retrieved by Shimer (2005). In addition, the equilibrium value of productivity shocks is normalized to one while the corresponding figure for matching shocks is set in order to convey a social optimal

¹¹ In this case households would be allowed to consume all the produced output.

Table 2
Calibration.

Parameter	Symbol	Value
Capital share	α	0.360
Discount factor	β	0.999
Capital depreciation	δ	0.025
Matching elasticity	θ	0.280
Job destruction rate	σ	0.100
Productivity shock	S	1.000
Matching shock	B	2.155

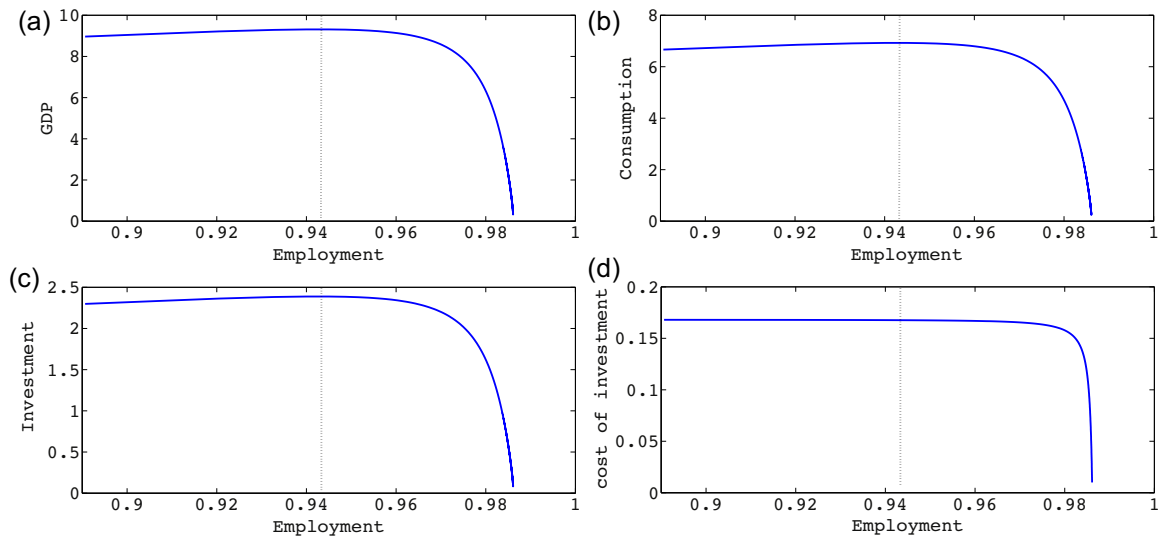


Fig. 3. Steady-state relationships.

unemployment rate equal to the historical unemployment rate implied by the data reported in Table 1, i.e., a point value of 5.84%.¹² The whole set of parameter values is collected in Table 2.

4.2. Properties of steady-state equilibria

The results in Proposition 2 recall that for each eligible value of p_l there exists a unique meaningful steady-state level of (un)employment. Thereafter, given the solution for L , the steady-state values of all the other endogenous variables can be easily derived. Taking into account the parametrization in Table 2, Fig. 3 tracks the steady-state relationships of GDP, consumption, investment and its cost over the range of employment rates observed over the last sixty years (dotted lines represent planning optimum).¹³ Those relationships can be taken as the theoretical cointegrating relationships existing among the different variables.

All over the past sixty years, the US unemployment rate ranged from a minimum value of 2.57%, reached in the second quarter of 1953, to a maximum value of 10.66% achieved in the fourth quarter of 1982. The diagrams in Fig. 3 reveal that along the range of observed unemployment the cyclical co-movements of the theoretical co-movement of GDP, consumption and investment is fairly consistent with the figures of the correlation matrix in Table 1; indeed, counter-cyclical patterns appear only when unemployment falls below 3%, a figure lower than the planning optimum that is not so recurrent in actual data.

¹² The implicit hypothesis for this numerical choice is that all over the concerned period, on average, actual unemployment fluctuated around the value that would have been chosen by the social planner whose behaviour is described in Section 2.

¹³ The MATLAB code to derive the panels of Fig. 3 is available from the author.

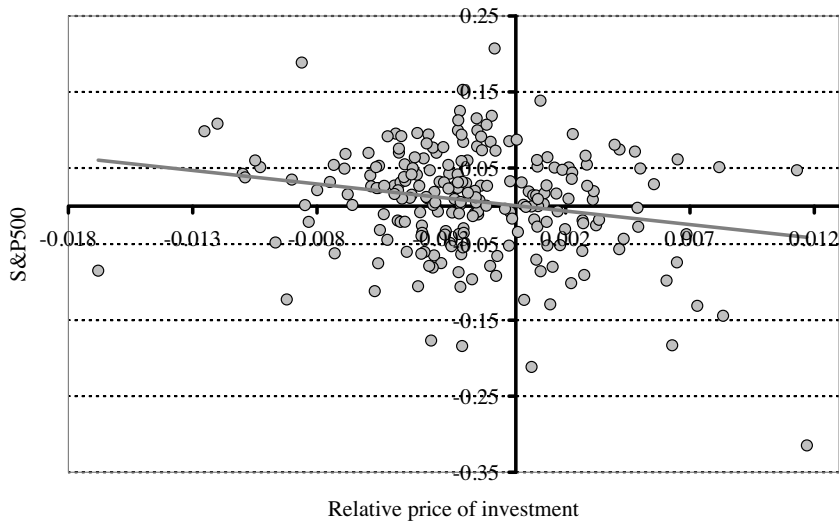


Fig. 4. Asset prices and the price of investment (1957–2012); first differences of logs.

4.3. What is the driving force of business cycles?

Farmer (2012a,b, 2013, 2015) and the other backers of the finance-induced recession mentioned in Section 1 convincingly argue that the stock market crash of 2008 triggered the subsequent macroeconomic downturn. On a closer inspection, the transmission mechanism of beliefs shocks implied by the model outlined in Section 3 can easily support this view; indeed, circumstantial evidence analyzed, inter alia, by Fama (1981) and Barro (1990) shows that there is a quite strong positive relation between stock market prices and corporate investment. Obviously, this relation suggests that increases (decreases) in asset market values may lead entrepreneurs to perceive capital adjustment as less (more) costly in a self-fulfilling manner. This, on turn, will increase (decrease) their willingness to hire.¹⁴

On an empirical perspective, this conjecture is corroborated by the negative relation observed between the relative price of investment – that I take as a proxy for the gross cost of investment – and the deflated S&P500 index over the last sixty years depicted in Fig. 4.¹⁵

The diagram in Fig. 4 shows that asset prices and the relative price of investment are linked by a clear-cut negative relation all over the period under examination; indeed, the linear regression line has a slope of -3.56 with a standard error of 1.11 . As a consequence, given the strength of such a relation, the model developed in Section 3 appears consistent with business cycles driven by self-fulfilling asset price movements.¹⁶ In this light, p_I can be considered as the signal of what Keynes (1936) called the inducement to invest, i.e., the incentive to invest on new projects triggered when companies' shares are quoted very high.

5. Concluding remarks

In this paper I introduce investment and capital accumulation in the theoretical setting developed by Farmer (2013). Specifically, I build a demand-driven search economy in which households decide their optimal trajectory for consumption while, at the same time, consumer-owned firms decide about optimal recruiting effort as well as the optimal trajectory for productive investment (cf. Jorgenson, 1963; Abel and Blanchard, 1983 and Chirinko, 1993).

¹⁴ A similar relation among asset prices, investment and employment have been found by Zoega (2009) in many OECD countries.

¹⁵ On the one hand, the relative price of investment is built by dividing the price index of gross private domestic investment by the GDP deflator such as provided by the Bureau of Economic Analysis. On the other hand, the S&P500 index is retrieved by removing seasonal patterns and deflating the figures provided by the Federal Reserve Bank of Saint Louis. See www.research.stlouisfed.org.

¹⁶ Taking the same variables in levels, such a negative relation is even stronger (slope: -32.90 ; standard error: 0.90). Details are available from the author.

Given the presence of search frictions, closing the model with market clearing in the assets and goods markets leads to a non-linear system in which there is one more unknown than equations. In the present proposal, such an indeterminacy is solved by assuming that entrepreneurs form self-fulfilling expectations about the adjustment cost of capital.

In this setting, I show that whenever entrepreneurs perceive capital adjustments as more (less) expensive, the model economy experiences a sudden decrease (increase) of the investment flow. Thereafter, lower (higher) investment depresses (boosts) capital accumulation by reducing (rising) the wealth of households. This on turn triggers a negative (positive) wealth effect that leads to a decrease (increase) in private consumption. On the whole, lower (higher) investment and lower (higher) consumption push employment downwards (upwards). As a consequence, this framework seems to have the potential to provide a more comprehensive explanation of the consumption-investment patterns observed during the Great Recession.

From a quantitative point of view, I show that long run behaviour of the model economy is consistent with the observed co-movements of GDP, consumption and investment. Moreover, I provide evidence that the transmission mechanism of belief shocks implied by the present theoretical framework can mirror business cycles driven by self-fulfilling asset price fluctuations.

What are the suggested economic policies or the regulatory framework that according to the present analysis would be more effective in remedying and preventing crises? Obviously, a fiscal stimulus that sustains aggregate demand would counterbalance the employment effects triggered by a financial turmoil. However, the theoretical model and the empirical evidence presented in this paper suggest that an intervention on the asset market aimed at preventing sudden crashes may be able to produce the same employment effects as well as a stabilization of investment flows. For instance, when there is a loss of confidence that drives asset prices downwards, the central bank could buy shares on the asset market by selling back public securities. Since the return on public securities is guaranteed by the government through the tax system, this intervention should stop the deflation in the asset market by preventing the fall of investment. In the long run, such an intervention of qualitative easing may be more effective than fiscal expansionary policies in boosting economic growth.

Appendix A.

In what follows, I provide the formal proofs for [Propositions 1](#) and [2](#).

Proof of Proposition 1

In steady-state, the Euler equation for recruiters and employment dynamics holding in social planner's problem imply that

$$\frac{S\Phi^\alpha\Psi^{1-\theta}}{\theta BC} = \frac{\beta S\Phi^\alpha}{C} \left(1 + \frac{(1-\sigma)\Psi^{1-\theta} - (1-\theta)B\Psi}{\theta B} \right) \quad (\text{A.1})$$

$$V = \left(\frac{\sigma L}{B(1-L)^{1-\theta}} \right)^{\frac{1}{\theta}} \quad (\text{A.2})$$

Straightforward algebra reveals that [\(A.1\)](#) is equivalent to [Eq. \(15\)](#). As a consequence, recalling that $\Psi \equiv V(1-L)^{-1}$ and denoting by $\hat{\Psi}$ the positive solution of [\(A.1\)](#), the equilibrium level of employment is obtained by combining $\hat{\Psi}$ with [\(A.2\)](#) as conveyed by [Eq. \(14\)](#). Thereafter, the equilibrium levels of consumption and capital can be derived, respectively, from the steady-state versions of [Eqs. \(8\)](#) and [\(10\)](#).

Proof of Proposition 2

On the one hand, in steady-state, the Euler equation for corporate investment and the capital accumulation path are given by

$$p_I = \beta \left(\alpha S\Phi^{\alpha-1} + (1+p_I)(1-\delta) \right) - 1 \quad (\text{B.1})$$

$$K = I + (1 - \delta)K \quad (\text{B.2})$$

Since $\Phi \equiv K(L - V)^{-1}$, Eqs. (B.1) and (B.2) imply that

$$I = \delta \left(\frac{\alpha \beta S}{(1 + p_I)(1 - \beta(1 - \delta))} \right)^{\frac{1}{1-\alpha}} (L - V) \quad (\text{B.3})$$

On the other hand, the equilibrium Euler equation for recruiters and the steady-state wealth accumulation path can be written as

$$\frac{(1 - \alpha) S \Phi^\alpha}{q} = \beta \left((1 - \alpha) S \Phi^\alpha \left(1 + \frac{1 - \sigma}{q} \right) - w \right) \quad (\text{B.4})$$

$$A = (1 + r) A + wL - C \quad (\text{B.5})$$

Considering the results in Eqs. (35) and (B.2) as well as the market-clearing condition for assets in Eq. (32), Eq. (B.5) implies that

$$C = \frac{I(1 - \beta)}{\beta \delta} + wL \quad (\text{B.6})$$

Moreover, taking into account the definitions of Φ and q and the result in Eq. (B.2), Eq. (B.4) leads to

$$w = (1 - \alpha) S \left(\frac{I}{\delta(L - V)} \right)^\alpha \left(1 - \frac{1 - \beta(1 - \sigma)}{B \left(\frac{V}{1-L} \right)^\theta \beta} \right) \quad (\text{B.7})$$

Plugging the results in Eqs. (B.3), (B.6) and (B.7) into the market-clearing condition for the goods market in Eq. (33) taking into account the result in Eq. (A.2) allows to derive the hyperbolic expression in Eq. (37).

References

- Abel, A.B., Blanchard, O.J., 1983. An intertemporal model of saving and investment. *Econometrica* 51 (3), 675–692.
- Andolfatto, D., 1996. Business cycles and labor-market search. *Am. Econ. Rev.* 86 (1), 112–132.
- Barro, R.J., 1990. The stock market and investment. *Rev. Fiscal Stud.* 3 (1), 115–131.
- Bell, D.N.F., Blanchflower, D.G., 2011. The Crisis, Policy Reactions and Attitudes to Globalization and Jobs, IZA Discussion Paper, No. 5680.
- Cass, D., 1966. Optimum growth in an aggregative model of capital accumulation: a Turnpike theorem. *Econometrica* 34 (4), 833–850.
- Chirinko, R.S., 1993. Business fixed investment spending: modeling strategies, empirical results, and policy implications. *J. Econ. Lit.* 31 (4), 1875–1911.
- Christelis, D., Georgarakos, D., Jappelli, T., 2011. Wealth Shocks, Unemployment Shocks and Consumption in the Wake of the Great Recession. Centre for Studies in Economics and Finance, No. 279.
- Fama, E.P., 1981. Stock returns, real activity, inflation, and money. *Am. Econ. Rev.* 71 (4), 545–565.
- Farmer, R.E.A., 2015. The stock market crash really did cause the great recession. *Oxford Bull. Econ. Stat.* 77 (5), 617–633.
- Farmer, R.E.A., 2013. Animal spirits, financial crises and persistent unemployment. *Econ. J.* 123 (568), 317–340.
- Farmer, R.E.A., 2012a. The stock market crash of 2008 caused the great recession: theory and evidence. *J. Econ. Dyn. Control* 36 (5), 693–707.
- Farmer, R.E.A., 2012b. Confidence, crashes and animal spirits. *Econ. J.* 122 (559), 155–172.
- Gali, J., 2008. *Monetary Policy, Inflation, and the Business Cycle: An Introduction to the New Keynesian Framework*. Princeton University Press, Princeton, NJ.
- Gelain, P., Guerrazzi, M., 2010. A DSGE Model from the Old Keynesian Economics: An Empirical Investigation, Centre for Dynamic Macroeconomic Analysis, Working Paper Series, No. CDMA10/14.
- Guerrazzi, M., Gelain, P., 2015. A demand-driven search model with self-fulfilling expectations: the new ‘Farmerian’ framework under scrutiny. *Int. Rev. Appl. Econ.* 29 (1), 81–104.
- Guerrazzi, M., 2012. Expectations, employment and prices: a suggested interpretation of the new ‘Farmerian’ economics. *Polit. Economica* 28 (3), 369–395.
- Guerrazzi, M., 2011. Stochastic dynamics and matching in the old Keynesian economics: a rationale for the Shimer puzzle. *Metroeconomica* 64 (4), 561–586.
- Haltenhof, S., Jung Lee, S., Stebunovs, V., 2014. The credit crunch and fall in employment during the great recession. *J. Econ. Dyn. Control* 43 (3), 31–57.
- Hurd, M.D., Rohwedder, S., 2010. Effects of the Financial Crisis and Great Recession on American Households, NBER Working Paper Series, No. 16407.
- Jorgenson, D.W., 1963. Capital theory and investments behavior. *Am. Econ. Rev.* 53 (2), 247–259.

- Keynes, J.M., 1936. *The General Theory of Employment, Interest and Money*. MacMillan and Co, London and Basingstoke.
- Kydland, F.E., Prescott, E.C., 1982. *Time to build and aggregate fluctuations*. *Econometrica* 50 (6), 1345–1370.
- Lavander, B., Parent, N., 2012–2013. *The US Recovery from the Great Recession: A Story of Debt and Deleveraging*. Bank of Canada Review, Winter 2012–2013.
- Layard, R., Nickell, S.J., Jackman, R., 1991. *Unemployment: Macroeconomic Performance and the Labour Market*. Oxford University Press, New York.
- Pissarides, C.A., 2000. *Equilibrium Unemployment Theory*, 2nd ed. MIT Press, Cambridge, MA.
- Plotnikov, D., 2014. *Hysteresis in Unemployment and Jobless Recoveries*, IMF Working Paper, No. 14/77.
- Shimer, R., 2005. *The cyclical behavior of equilibrium unemployment and vacancies*. *Am. Econ. Rev.* 95 (1), 25–48.
- Smith, R.P., Zoega, G., 2009. *Keynes, investment, unemployment and expectations*. *Int. Rev. Appl. Econ.* 23 (2), 427–444.
- Wang, P., Wen, P., 2012. *Hayashi meets Kiyotaki and Moore: A theory of capital adjustment costs*. *Rev. Econ. Dyn.* 15 (2), 207–225.
- Zoega, G., 2010. *The financial crisis: joblessness and investmentlessness*. *Capitalism Soc.* 5 (2), 1–26.
- Zoega, G., 2009. *Employment and asset prices*. In: *Birkbeck Working Papers on Economics & Finance*, No. 917.