

Borissov, Kirill; Bretschger, Lucas; Vinogradova, Alexandra

Working Paper

Carbon pricing, technology transition, and skill-based development

Economics Working Paper Series, No. 18/285

Provided in Cooperation with:

ETH Zurich, CER-ETH – Center of Economic Research

Suggested Citation: Borissov, Kirill; Bretschger, Lucas; Vinogradova, Alexandra (2018) : Carbon pricing, technology transition, and skill-based development, Economics Working Paper Series, No. 18/285, ETH Zurich, CER-ETH - Center of Economic Research, Zurich, <https://doi.org/10.3929/ethz-b-000235691>

This Version is available at:

<https://hdl.handle.net/10419/179447>

Standard-Nutzungsbedingungen:

Die Dokumente auf EconStor dürfen zu eigenen wissenschaftlichen Zwecken und zum Privatgebrauch gespeichert und kopiert werden.

Sie dürfen die Dokumente nicht für öffentliche oder kommerzielle Zwecke vervielfältigen, öffentlich ausstellen, öffentlich zugänglich machen, vertreiben oder anderweitig nutzen.

Sofern die Verfasser die Dokumente unter Open-Content-Lizenzen (insbesondere CC-Lizenzen) zur Verfügung gestellt haben sollten, gelten abweichend von diesen Nutzungsbedingungen die in der dort genannten Lizenz gewährten Nutzungsrechte.

Terms of use:

Documents in EconStor may be saved and copied for your personal and scholarly purposes.

You are not to copy documents for public or commercial purposes, to exhibit the documents publicly, to make them publicly available on the internet, or to distribute or otherwise use the documents in public.

If the documents have been made available under an Open Content Licence (especially Creative Commons Licences), you may exercise further usage rights as specified in the indicated licence.



Working Paper

Carbon Pricing, Technology Transition, and Skill-Based Development

Author(s):

Borissov, Kirill; Bretschger, Lucas; Vinogradova, Alexandra

Publication Date:

2018-01-17

Permanent Link:

<https://doi.org/10.3929/ethz-b-000235691> →

Rights / License:

[In Copyright - Non-Commercial Use Permitted](#) →

This page was generated automatically upon download from the [ETH Zurich Research Collection](#). For more information please consult the [Terms of use](#).



Working Paper

Carbon Pricing, Technology Transition, and Skill-Based Development

Author(s):

Borissov, Kirill; Bretschger, Lucas; Vinogradova, Alexandra


Publication Date:

2018-01-17

Rights / License:

[In Copyright - Non-Commercial Use Permitted](#) →

This page was generated automatically upon download from the [ETH Zurich Research Collection](#). For more information please consult the [Terms of use](#).



CER-ETH – Center of Economic Research at ETH Zurich

Carbon Pricing, Technology Transition, and Skill-Based Development

K. Borissov, L. Bretschger and A. Vinogradova

Working Paper 18/285
January 2018

Economics Working Paper Series

ETH

Eidgenössische Technische Hochschule Zürich
Swiss Federal Institute of Technology Zurich

Carbon Pricing, Technology Transition, and Skill-Based Development

Kirill Borissov, Lucas Bretschger and Alexandra Vinogradova*

January 17, 2018

Abstract

We analyze the impact of carbon prices on human capital accumulation, sectoral change, and economic growth. In our framework output is produced with dirty and/or clean technologies using skilled and unskilled labor as inputs. Carbon policy affects technology selection which transmits incentives for human capital formation. We show that a temporary policy may be sufficient for a transition to a clean economy and that such a policy also stimulates economic growth. Moreover, in the presence of inter-country knowledge spillovers, a carbon policy in the North helps human capital formation in the South and induces South's transition to the clean steady state.

Keywords: Carbon pricing, education, clean and dirty technologies, temporary policies.

JEL Classification: Q43, O47, Q56, O41

*Borissov: European University in St. Petersburg, Bretschger and Vinogradova: CER-ETH Center of Economic Research at ETH Zurich, ZUE F7, CH-8092 Zurich, Switzerland Tel. +41 44 632 21 92, Fax +41 44 632 13 62, email: lbretschger@ethz.ch, avinogradova@ethz.ch.

1 Introduction

1.1 Environment and Technology

Economic costs and the restriction of feasible technology sets tend to dominate public perception of environmental policies. Improvements in the natural environment as well as economic benefits, such as induced accumulation of human and knowledge capital, appear less imminent because they are distributed over a longer time horizon. In the case of climate policy, environmental benefits are spread globally which weakens policy efforts of countries and gives strong incentives for free-riding. Given these difficult conditions it becomes a strong requirement that policy instruments be carefully selected and fully assessed in all dimensions. Economists mostly agree that global carbon pricing allows reaching the internationally accepted temperature targets at minimal cost (Gollier and Tirole 2015). Also, a uniform carbon price may act as a focal point facilitating international climate negotiations (Weitzman 2014, Cramton et al. 2017). Finally, putting a price on carbon may guide economic development in a favorable way. The crucial dynamic effects of environmental policies were stressed in earlier contributions (Bovenberg and Smulders 1995, Bovenberg de Mooji 1997) but have received much less attention in the current climate policy literature. Nevertheless, a recent report on carbon pricing explains the role of education and skilled labour for the transition to green growth (High-Level Commission 2017, p. 49).¹ It explains that production using clean technologies is human capital-intensive so that education decisions become closely interlinked with the energy transition. In the same vein, an earlier report found that shortages of skilled labor may constrain the decarbonization process of an economy (World Bank 2012). As a consequence, by its impact on human capital accumulation, carbon pricing may not only be the cornerstone of climate policy but also act as a development policy, fostering technology switches and education of the labor force. This is where the present paper aims to make a contribution.

We study the impact of carbon prices on the selection of competing technologies and on human capital accumulation driving long-run economic development. The considered econ-

¹The report concludes that the "restructuring process can be done quicker and more efficiently if it is supported by education, migration, and trade policies that accelerate technology transfers and innovation. Decarbonization poses the usual challenges for policy makers trying to facilitate the restructuring and reduce the labor market adjustment costs, including those derived from a changing skills mix" (High-Level Commission 2017, p. 49).

omy uses skilled and unskilled labor for production and has a dirty and a clean technology available to combine the inputs. The education process allowing individuals to acquire skills constitutes the central building block of our model. The basic mechanism of this building block relies on two empirical regularities which are well documented and widely used in the literature, namely the positive effect of human capital accumulation on TFP growth and positive intergenerational spillover. The setup provides a microeconomic foundation for the supply of skilled labor which adds an important element to technology-driven growth models. We show that introducing a carbon tax affects the technology choice which in turn transmits incentives for human capital accumulation. Specifically, an appropriate tax induces a transition to a cleaner sectoral mix possibly up to a fully clean economy while at the same time raising the skill level of the population. We find that a temporary policy may be sufficient to appropriately address environmental problems which is an attractive feature for policy making under the conditions of potentially strong opposition. Once the transition to the fully clean economy has been completed, the carbon tax may be totally eliminated. Thus, a transition to a clean steady-state equilibrium is compatible with a declining tax over time.

Another dimension of knowledge spillovers concerns technology, know-how and human capital transfer from the advanced to the developing economies, the so-called North-South spillover. We show that introduction of a carbon tax in the North promotes development in the South by boosting its human capital accumulation and growth in TFP, even without the South having to implement any carbon policy itself.

1.2 Contribution to the Literature

By distinguishing between clean and dirty production and by deriving long-lasting effects of temporary policies our paper is close to Acemoglu et al. (2012). While their contribution features directed technical change² we rely on human capital accumulation as an engine of transition and growth. We derive the quantity of skills in the economy endogenously and focus on a single final output (think of heating or transportation) which can be produced with dirty and/or clean technology (e.g. using fossil energies or renewables). The paper is linked

²A related earlier theoretical contribution is Smulders and de Nooij (2003); Aghion et al. (2016) show empirically that firms innovate more in clean technologies when they face higher tax-inclusive fuel prices.

to the literature deriving sectoral reallocation and growth effects induced by environmental policy; a survey is provided by Ricci (2007).³ Bovenberg and de Mooji (1997) suggested a "double dividend" of environmental policy yielding both positive environmental and growth impacts.⁴ While most of the theoretical models on environment and growth use physical or knowledge capital (e.g. Michel and Rotillon 1995) the contributions focusing on education are less numerous. Human capital as an engine of growth was incorporated into growth theory by Uzawa (1965). Its role was later emphasized by Lucas (1988). Recent years have witnessed a remarkable revival of interest in the role of human capital as a vital component of the process of economic growth (see e.g., Jones 2014, Lucas 2015, Manuelli and Seshadri 2014). An early adaptation of the Uzawa-Lucas growth model to environmental economics was provided by Hettich (1998) who derives a positive growth effect of environmental taxation which is a consequence of inputs being reallocated from (dirty) production to (clean) education. The effects of pollution and environmental policy on human capital accumulation are also analyzed in Bosi and Ragot (2013) who derive a positive relationship between pollution and working time (which competes with time for education). Adding to their contribution we introduce an explicit education decision for the acquisition of skills and provide closed-form solutions for all the cases based on different initial conditions. Empirical evidence on the link between the environment and human capital accumulation is provided by Sapci and Shogren (2017).

In the transition to a clean economy, human capital plays an important part not only for environmental policy but also when such a policy is lacking.⁵ A series of recent contributions highlights the significant positive relationship between the state of the environment and individual well-being, including health but also labour productivity and human capital (Zivin and Neidell 2012 and 2013, and Zivin, Hsiang, and Neidell 2016). These authors conclude that, given the importance of health and human capital as drivers of economic growth, environmental conditions become an important factor of production and long-run development. The case of pollution-induced health shocks and their impact on growth has been analyzed in a theoretical paper by Bretschger and Vinogradova (2017).

³The conditions under which environmental regulation fosters innovation and competitiveness are surveyed by Ambec et al. (2013).

⁴An empirical study for OECD countries finds evidence for positive growth effects of increasing energy prices, see Bretschger (2015).

⁵The (negative) impact of temperature on economic growth is empirically tested by Dell et al. (2012).

The present paper is organized as follows. Section 2 presents our baseline model. Section 3 describes the equilibrium, its dynamics and the possible steady states. Section 4 presents our results with respect to the total output and effects of taxation. It also discusses the North-South set-up. Section 5 concludes.

2 Baseline Model

Two key building blocks of our model are agents, who make decisions about acquisition of human capital, and the production sector, which uses two types of technology (dirty and clean) to produce a homogeneous consumption good. We consider an infinite-horizon discrete-time economy where all agents are initially identical and possess identical preferences. The agents' decisions with respect to acquisition of education and skills translate into the aggregate stock of human capital in the economy, which in turn determines the ease at which human capital can be acquired by the next generation. Since the clean and the dirty production processes are assumed to differ in skill intensity, the stock of human capital will determine which technology prevails from the outset and how a transition from the dirty to a clean steady state can be accomplished via carbon policy and the associated process of human capital accumulation. Let us therefore turn first to the microfoundations of the latter.

2.1 The agents

At each time t there is a continuum of agents with measure normalized to 1. Each agent is initially identical and has a choice between becoming skilled or unskilled worker. Acquiring education comes at the expense of labor income. Individual i living in period t spends e_t of her time on acquiring advanced education, while the remaining time, $1 - e_t$, is spent on work. Each individual in the labor market can supply either one unit of unskilled labor or some amount of human capital. If the individual decides to be unskilled, she sets $e_t = 0$ and spends all her time working. If she decides to be a human capital supplier, she must spend some time on higher education. Her individual human capital ζ_t depends on the total stock of human

capital at time $t - 1$, H_{t-1} , and the time she spends on education, e_t :

$$\zeta_t = \mu(H_{t-1})\varphi(e_t),$$

where $\varphi : [0, 1] \rightarrow \mathbb{R}_+$ and $\mu : \mathbb{R}_+ \rightarrow \mathbb{R}_+$ are increasing continuous strictly concave functions such that $\varphi(0) = 0$ and $\mu(0) > 0$. The *effective* amount of human capital she supplies on the labor market is

$$h_t := (1 - e_t)\zeta_t.$$

The function $\mu(\cdot)$ captures the idea that the total stock of human capital matters — people leaving in an educated society find it easier to acquire skills — though at a diminishing rate.

Suppose our individual decides to be educated. Then she first maximizes the effective amount of her human capital by solving the following problem:

$$\max_{e \in [0, 1]} \mu(H_{t-1})\varphi(e)(1 - e). \quad (1)$$

Since $\varphi(\cdot)$ is a concave function, this problem has a unique solution \hat{e} . Therefore, the effective amount of her human capital is

$$h_t = \psi(H_{t-1}) := \mu(H_{t-1})\varphi(\hat{e})(1 - \hat{e}). \quad (2)$$

It is clear that $\psi(\cdot)$ is continuous, concave and increasing.

To decide whether to be skilled or unskilled, the individual compares the wages she earns in the two cases. If being skilled gives her a higher wage income than being unskilled, she decides to be skilled. If the wage of an unskilled worker is higher than the wage she would make as a skilled worker, she decides to be unskilled. Formally, let w_t^H be the prevailing skilled workers' wage per unit of human capital at time t and w_t^L be the prevailing wage for unskilled workers. Individual i decides to be educated if $w_t^H h_t > w_t^L$. If $w_t^H h_t < w_t^L$, then she decides not to be educated and to supply one unit of unskilled labor in the labor market. If $w_t^H h_t = w_t^L$, she is indifferent between being educated and uneducated.

Labor market equilibrium implies that⁶

$$w_t^H h_t = w_t^L.$$

2.2 Production

The economy produces one consumption good using two technologies, clean technology labeled by c and dirty technology labeled by d . The output Y_t^j in sector $j = c, d$ at time t is determined by

$$Y_t^j = A_t F^j(H_t^j, L_t^j),$$

where A_t is the total factor productivity (for simplicity, we assume that it is equal for both technologies), H_t^j and L_t^j are the inputs of effective human capital and unskilled labor in technology $j = c, d$. The two sectors are perfectly competitive and human capital and unskilled labor are fully mobile between them.

We assume that the dynamics of the total factor productivity is given by

$$A_t = G(H_{t-1})A_{t-1},$$

where $G(\cdot)$ is a continuous increasing function. The growth rate of TFP at time t depends positively on the amount of human capital accumulated by the economy up to (but not including) that time. However, none of our results below depend on the dynamics of A_t . Its role will become more prominent once we consider the dynamics of output in Section 4.

The function $F^j(H, L)$, $j = c, d$, is continuous, twice continuously differentiable on \mathbb{R}_{++} , exhibits constant returns to scale, is strictly concave in each input and satisfies the Inada conditions. Sector c is assumed to be human-capital intensive. It follows that the marginal productivity of raw labor relative to human capital in sector c is lower than that in sector d .

Defining $\eta := \frac{H}{L}$ and

$$\xi^j(\eta) = \frac{F_L^j(H, L)}{F_H^j(H, L)},$$

⁶We assume that all agents are identical in their ability to learn. Therefore in equilibrium the wages of unskilled and skilled agents are equal. If we assumed heterogeneity in ability to learn, the wage of unskilled workers would be equal to the wage of the least talented skill worker.

where $\xi^j : \mathbb{R}_{++} \rightarrow \mathbb{R}_{++}, j = c, d$, we may write

$$\xi^c(\eta) < \xi^d(\eta), \forall \eta > 0.$$

These functions are well-defined due to the constant returns to scale of the functions $F^j(H, L)$, $j = c, d$. Moreover, since $F^j(H, L)$, $j = c, d$, are twice continuously differentiable on \mathbb{R}_{++} and strictly concave in each input, the functions $\xi^j(\cdot)$ are differentiable and increasing. For example, if

$$F^j(H, L) = \alpha^j H^{\alpha^j} L^{1-\alpha^j}, \quad j = c, d \quad (3)$$

(with $\alpha^c > \alpha^d$) then

$$\xi^j(\eta) = \frac{1 - \alpha^j}{\alpha^j} \eta, \quad j = c, d.$$

We turn next to the characterization of the equilibrium in our economy. Further, we will assume that a carbon tax $0 \leq \tau < 1$ is imposed on the dirty output. The collected tax is redistributed in a lump sum way.

3 Equilibrium

3.1 Characterization

We assume that Let L_t be the number of unskilled agents at time t and h_t the effective human capital of a skilled agent. Then the total stock of effective human capital is $H_t = (1 - L_t)h_t$.

Definition 1 *Given the carbon tax τ and the stock of human capital H_{t-1} , a time- t τ -equilibrium is defined by the following five conditions:*

1. $A_t F^c(H_t^c, L_t^c) - [w_t^H H_t^c + w_t^L L_t^c] = \max_{H,L} \{A_t F^c(H, L) - [w_t^H H + w_t^L L]\} = 0$,
2. $(1-\tau)A_t F^d(H_t^d, L_t^d) - [w_t^H H_t^d + w_t^L L_t^d] = \max_{H,L} \{(1-\tau)A_t F^d(H, L) - [w_t^H H + w_t^L L]\} = 0$,
3. $h_t = \psi(H_{t-1})$,

$$4. w_t^L = w_t^H h_t,$$

$$5. H_t^c + H_t^d = H_t = (1 - L_t)h_t, L_t^c + L_t^d = L_t.$$

These conditions have the standard interpretation, namely the profits in clean and dirty sectors are maximized (and equal to zero due to our assumption of competitiveness); the human capital is optimally supplied; the per-skill wage rates are equalized; and labor markets for skilled and unskilled labor clear. Note that in equilibrium, the shares of both skilled and unskilled individuals in the population are positive. Scenarios where all agents are skilled or all agents are unskilled are not feasible. Indeed, if all agents decided to be unskilled, then the wage paid to skilled workers would be so high compared with the wage of unskilled workers that all unskilled agents would have incentives to become skilled. Conversely, if all agents decided to be skilled, then the wage rate of unskilled workers would be so high that each skilled agent would prefer to be unskilled.

Using a traditional argument, it can be shown that, in *time- t τ -equilibrium*,

$$F^c(H_t^c, L_t^c) + (1 - \tau)F^d(H_t^d, L_t^d) = \mathcal{F}(\tau, H_t, L_t)$$

and

$$w_t^H = A_t \mathcal{F}_H(\tau, H_t, L_t), w_t^L = A_t \mathcal{F}_L(\tau, H_t, L_t),$$

where

$$\mathcal{F}(\tau, H, L) := \max_{H^c, L^c, H^d, L^d} \{F^c(H^c, L^c) + (1 - \tau)F^d(H^d, L^d) \mid H^c + H^d \leq H, L^c + L^d \leq L\}. \quad (4)$$

For any given $0 \leq \tau < 1$, the function $\mathcal{F}(\tau, H, L)$ is differentiable in (H, L) on \mathbb{R}_{++}^d and concave (but is not strictly concave in each input) and exhibits constant returns to scale. In time- t τ -equilibrium, $F^c(H_t^c, L_t^c)$ shows the normalized by the total factor productivity (normalized for short) clean output, $F^d(H_t^d, L_t^d)$ the normalized dirty output and $\mathcal{F}(\tau, H_t, L_t)$ the normalized post-tax output (= normalized total output if $\tau = 0$).

Let $\xi(\tau, \eta)$ denote the ratio of the marginal productivity of unskilled labor to that of human capital:

$$\xi(\tau, \eta) := \frac{\mathcal{F}_L(\tau, H, L)}{\mathcal{F}_H(\tau, H, L)}.$$

The function $\xi(\tau, \eta)$ is well-defined on $R_{++} \times R_{++}$ because for any $0 \leq \tau < 1$, the function $\mathcal{F}(\tau, H, L)$ has constant returns to scale in (H, L) . In the next step, summarized in the Remark 1, we solve for the equilibrium values of skilled and unskilled labor in the economy as functions of ξ .

Remark 1 *Consider the maximization problem*

$$\max_{L, H} \mathcal{F}(\tau, H, L) \text{ s.t. } \frac{H}{h} + L = 1,$$

where $h > 0$ is given. Necessary and sufficient conditions for optimality for this problem are

$$h = \xi(\tau, H/L), \quad \frac{H}{h} + L = 1.$$

Therefore, its solution is given by

$$L = \frac{\xi(\tau, \eta^*)}{\xi(\tau, \eta^*) + \eta^*}, \quad H = \frac{\xi(\tau, \eta^*)\eta^*}{\xi(\tau, \eta^*) + \eta^*},$$

where η^* is the solution to the following equation:

$$h = \xi(\tau, \eta).$$

It is clear that the maximum value of this problem is an increasing function of h .

Market clearing in the human capital and unskilled labor markets implies

$$w_t^L/w_t^H = \xi(\tau, \eta_t), \quad \eta_t := H_t/L_t. \tag{5}$$

Function $\xi(\cdot, \cdot)$ will turn out to be crucial for describing the equilibrium dynamics, therefore we shall analyze it in more detail. First, consider the unit cost functions:

$$c^c(\omega^H, \omega^L) := \min_{H,L} \{\omega^H H + \omega^L L \mid F^c(H, L) \geq 1\}, \quad (6)$$

$$c^d(\tau, \omega^H, \omega^L) := \min_{H,L} \{\omega^H H + \omega^L L \mid (1 - \tau)F^d(H, L) \geq 1\}, \quad (7)$$

and consider the following system of two equations in ω^H and ω^L :

$$\begin{cases} c^c(\omega^H, \omega^L) = 1, \\ c^d(\tau, \omega^H, \omega^L) = 1, \end{cases} \quad (8)$$

and denote its unique solution by $(\omega^H(\tau), \omega^L(\tau))$. It is clear that *the ratio $\omega^L(\tau)/\omega^H(\tau)$ is a continuous decreasing function of τ such that $\omega^L(\tau)/\omega^H(\tau) \rightarrow 0$ as $\tau \rightarrow 1$.*

Let, for a given $0 \leq \tau < 1$, the vectors $(\hat{H}^c(\tau), \hat{L}^c(\tau))$ and $(\hat{H}^d(\tau), \hat{L}^d(\tau))$ be the solutions to, respectively, problems (6) and (7) at $(\omega^H, \omega^L) = (\omega^H(\tau), \omega^L(\tau))$. It is clear that for the given $0 \leq \tau < 1$, "the cone of diversification" is spanned by these two vectors.

Denote

$$\hat{\eta}^j(\tau) := \hat{H}^j(\tau)/\hat{L}^j(\tau), \quad j = c, d.$$

Since good c is human capital-intensive, we have

$$\hat{\eta}^c(\tau) > \hat{\eta}^d(\tau).$$

Then, according to the factor price equalization theorem,

$$\xi(\tau, \eta) = \xi^d(\eta), \quad \eta \leq \hat{\eta}^d(\tau),$$

$$\xi(\tau, \eta) = w^L(\tau)/w^H(\tau), \quad \hat{\eta}^d(\tau) \leq \eta \leq \hat{\eta}^c(\tau).$$

$$\xi(\tau, \eta) = \xi^c(\eta), \quad \eta \geq \hat{\eta}^c(\tau).$$

Therefore, $\hat{\eta}^j(\tau)$, $j = c, d$, is the solution to the following equation:

$$\xi^j(\eta) = \omega^L(\tau)/\omega^H(\tau), \quad j = c, d. \quad (9)$$

Thus,

$$\xi(\tau, \eta) = \begin{cases} \xi^d(\eta), & \text{if } \eta < \hat{\eta}^d(\tau) \\ \omega^L(\tau)/\omega^H(\tau), & \text{if } \hat{\eta}^d(\tau) \leq \eta \leq \hat{\eta}^c(\tau) \\ \xi^c(\eta), & \text{if } \eta > \hat{\eta}^c(\tau) \end{cases} . \quad (10)$$

Figure 1 shows the function $\xi(\tau, \cdot)$ for a given $0 \leq \tau < 1$ and illustrates the solution to problem (4). We can formulate the following proposition describing the structure of time- t τ -equilibrium.

Proposition 1 *In time- t τ -equilibrium:*

- if $\eta_t \leq \hat{\eta}^d(\tau)$, only the dirty technology is used, the output of the clean technology is zero, *i.e.* $\mathcal{F}(\tau, H_t, L_t) = (1 - \tau)F^d(H_t, L_t)$;
- if $\hat{\eta}^d(\tau) < \eta_t < \hat{\eta}^c(\tau)$, the output of both technologies is positive;
- if $\eta_t \geq \hat{\eta}^c(\tau)$, only the clean technology is used, the output of the dirty technology is zero, *i.e.* $\mathcal{F}(\tau, H_t, L_t) = F^c(H_t, L_t)$.

Note that since $\omega^L(\tau)/\omega^H(\tau)$ is continuous and decreasing in τ , the functions $\hat{\eta}^j(\tau)$, $j = 1, 2$, are also continuous and decreasing.

3.2 Equilibrium dynamics

Assuming that at time $t - 1$ the economy is in equilibrium, we can rewrite (2) as

$$h_t = \phi(\tau, \eta_{t-1}).$$

where

$$\phi(\tau, \eta) := \psi \left(\frac{\xi(\tau, \eta)\eta}{\xi(\tau, \eta) + \eta} \right).$$

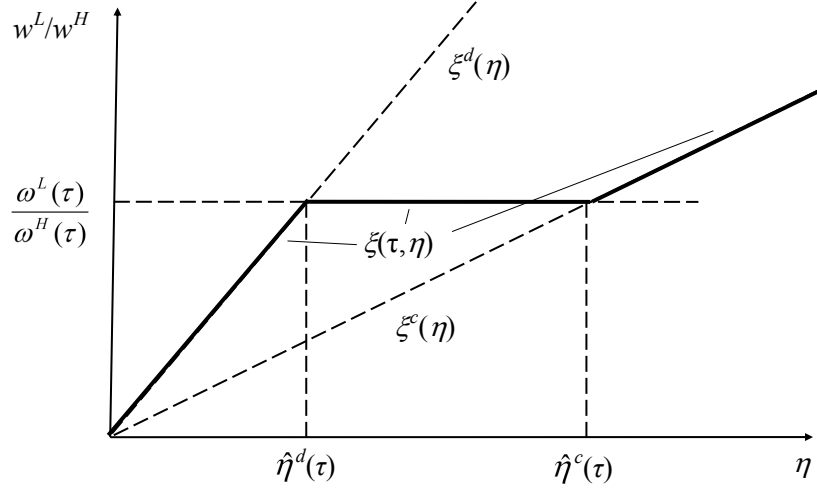


Figure 1

It is not difficult to verify that for any $0 \leq \tau < 1$, $\phi(\tau, \eta)$ is increasing in η and that

$$\phi(\tau, \eta) = \begin{cases} \psi\left(\frac{\xi^d(\eta)\eta}{\xi^d(\eta) + \eta}\right), & \text{if } \eta < \hat{\eta}^d(\tau) \\ \psi\left(\frac{\omega^L(\tau)\eta}{\omega^L(\tau) + \omega^H(\tau)\eta}\right), & \text{if } \hat{\eta}^d(\tau) \leq \eta \leq \hat{\eta}^c(\tau) \\ \psi\left(\frac{\xi^c(\eta)\eta}{\xi^c(\eta) + \eta}\right), & \text{if } \eta > \hat{\eta}^c(\tau) \end{cases} .$$

Note that

$$\psi\left(\frac{\xi^d(\eta)\eta}{\xi^d(\eta) + \eta}\right) < \psi\left(\frac{\xi^c(\eta)\eta}{\xi^c(\eta) + \eta}\right)$$

Taking account of (5), we can rewrite the labor-market equilibrium condition $w_t^L = w_t^H h_t$ as

$$h_t = \xi(\tau, \eta_t). \quad (11)$$

Therefore,

$$\xi(\tau, \eta_t) = \phi(\tau, \eta_{t-1}). \quad (12)$$

It is clear that a time- t equilibrium is fully characterized by the value of η_t . Therefore, for

short, we will call a sequence $(\eta_t)_{t=0}^{\infty}$ determined by (12) a τ -*equilibrium path* starting from η_0 .

Here it is assumed that we are given $H_{-1} > 0$. Hence $h_0 = \psi(H_{-1})$ and η_0 is found as a solution to the equation $h_0 = \xi(\tau, \eta)$. If $h_0 \neq \omega^L(\tau)/\omega^H(\tau)$, η_0 is uniquely determined. When $h_0 < \omega^L(\tau)/\omega^H(\tau)$, the economy uses only the dirty technology and when $h_0 > \omega^L(\tau)/\omega^H(\tau)$, the economy uses only the clean technology.

3.3 Steady states

In this section we turn to the discussion of possible steady states in this economy.

Definition 2 *A solution to the equation $\xi(\tau, \eta) = \phi(\tau, \eta)$ in η is called a τ -steady-state equilibrium (τ -SSE).*

To provide a complete characterization of SSE and the dynamics of equilibrium paths we make the following additional assumption:

Assumption 1

$$\frac{d}{d\eta} \psi \left(\frac{\xi^j(\eta)\eta}{\xi^j(\eta) + \eta} \right) < \frac{d}{d\eta} \xi^j(\eta), \quad \eta > 0, \quad j = c, d.$$

Assumption 1 essentially requires that the slope of the $\psi(\cdot)$ function should be smaller than the slope of the $\xi(\cdot)$ function along the clean and the dirty subsets. This guarantees stability of the two equilibria in which the economy is specialized (i.e. either clean or dirty). If the production functions are Cobb-Douglas, i.e. given by (3), then

$$\psi \left(\frac{\xi^j(\eta)\eta}{\xi^j(\eta) + \eta} \right) = (1 - \alpha^j)\eta, \quad \eta > 0, \quad j = c, d,$$

and the assumption simplifies to

$$\psi'[(1 - \alpha^j)\eta] < \frac{1}{\alpha^j}, \quad \eta > 0, \quad j = c, d.$$

It follows from Assumption 1 that for $j = c, d$, the equation

$$\psi \left(\frac{\xi^j(\eta)\eta}{\xi^j(\eta) + \eta} \right) = \xi^j(\eta),$$

has at most one solution. In what follows we assume that it exists and denote it by $\bar{\eta}^j$. Clearly,

$$\bar{\eta}^d < \bar{\eta}^c. \quad (13)$$

Now we can show that there are at most three τ -SSE in our model:

1. A *dirty SSE* $\eta = \bar{\eta}^d$, in which only the dirty technology is used. In this SSE, the number of unskilled workers is $\bar{L}^d = \frac{\xi^d(\bar{\eta}^d)}{\xi^d(\bar{\eta}^d) + \bar{\eta}^d}$, the stock of human capital is $\bar{H}^d = \frac{\xi^d(\bar{\eta}^d)\bar{\eta}^d}{\xi^d(\bar{\eta}^d) + \bar{\eta}^d}$, the growth rate is $G(\bar{H}^d)$ and the total output normalized by the total factor productivity is $F^d(\bar{H}^d, \bar{L}^d)$. If $\eta = \bar{\eta}^d$ is a τ -SSE, it is locally or globally asymptotically stable.
2. A *clean SSE* $\eta = \bar{\eta}^c$, in which only the clean technology is used. In this equilibrium, the number of unskilled workers is $\bar{L}^c = \frac{\xi^c(\bar{\eta}^c)}{\xi^c(\bar{\eta}^c) + \bar{\eta}^c}$, the stock of human capital is $\bar{H}^c = \frac{\xi^c(\bar{\eta}^c)\bar{\eta}^c}{\xi^c(\bar{\eta}^c) + \bar{\eta}^c}$, the growth rate is $G(\bar{H}^c)$ and the total output normalized by the total factor productivity is $F^c(\bar{H}^c, \bar{L}^c)$. If $\eta = \bar{\eta}^c$ is a τ -SSE, it is locally or globally asymptotically stable.
3. An intermediate SSE, in which both technologies are used. This equilibrium, if it exists, is unstable.

Observe that the position of the dirty and the clean SSE does not depend on τ , while the position of the diversified SSE does.

Proposition 2 1) If

$$\frac{\omega^L(\tau)}{\omega^H(\tau)} > \xi(\bar{\eta}^c), \quad (14)$$

then the dirty SSE $\eta = \bar{\eta}^d$ is the unique τ -SSE and any τ -equilibrium path converges to it.

2) If

$$\xi(\bar{\eta}^d) < \frac{\omega^L(\tau)}{\omega^H(\tau)} < \xi(\bar{\eta}^c), \quad (15)$$

then there are three τ -SSE:

- The dirty SSE $\eta = \bar{\eta}^d$.
- An intermediate SSE $\eta = \eta^m(\tau)$, where $\eta^m(\tau)$ lies between $\hat{\eta}^d(\tau)$ and $\hat{\eta}^c(\tau)$.
- The clean SSE $\eta = \bar{\eta}^c$.

The dirty and the clean SSE, $\eta = \bar{\eta}^d$ and $\eta = \bar{\eta}^c$, are locally asymptotically stable and the equilibrium $\eta = \eta^m(\tau)$ is unstable. More precisely:

- if $\phi(\tau, \eta_0) < \frac{\omega^L(\tau)}{\omega^H(\tau)}$, then the τ -equilibrium path starting from η_0 is dirty (i.e. only the dirty technology is used from the beginning) and it converges to $\bar{\eta}^d$.
- if $\phi(\tau, \eta_0) > \frac{\omega^L(\tau)}{\omega^H(\tau)}$, then the τ -equilibrium path starting from η_0 is clean (i.e. only the clean technology is used from the beginning) and it converges to $\bar{\eta}^c$.

3) If

$$\frac{\omega^L(\tau)}{\omega^H(\tau)} < \xi(\bar{\eta}^c), \quad (16)$$

then $\eta = \bar{\eta}^c$ is the unique τ -SSE and any τ -equilibrium path converges to it.

The three cases described in the above proposition are illustrated in Figures 2 - 4 for the most interesting case $\tau = 0$.

As was noted above, on an equilibrium path $(\eta_t)_{t=0}^{\infty}$ at time t only the dirty technology is used if $\frac{\omega^L(\tau)}{\omega^H(\tau)} > \xi(\eta_t) = \phi(\tau, \eta_{t-1})$ and only the clean technology is used if $\frac{\omega^L(\tau)}{\omega^H(\tau)} < \xi(\eta_t) = \phi(\tau, \eta_{t-1})$. It follows that in the case where (14) holds true and the equilibrium path converges to the dirty SSE, it may be that, paradoxically, initially the clean technology is used but the economy's initial conditions set it on the path of human capital decumulation. In the case where (16) holds true and the equilibrium path converges to the clean SSE, it may be that initially the dirty technology is used but the initial conditions set the economy on the path of human capital accumulation. In the case where (15) holds true and $\frac{\omega^L(\tau)}{\omega^H(\tau)} \neq \xi(\eta_0)$, the equilibrium path is either clean or dirty depending on whether $\frac{\omega^L(\tau)}{\omega^H(\tau)} > \xi(\eta_0)$ or $\frac{\omega^L(\tau)}{\omega^H(\tau)} < \xi(\eta_0)$.

4 Equilibrium GDP and Carbon Tax

4.1 Comparing Clean and Dirty Output Levels

In this section we analyze the effect of introducing a carbon tax (a tax on dirty output) on the level of GDP and on its growth rate. By our assumption about the dynamics of the total factor productivity, its growth rate in period $[t, t+1]$ is increasing in η_t for any time- t τ -equilibrium. From (13) it also follows that *the rate of growth of the economy in the clean SSE is higher than*

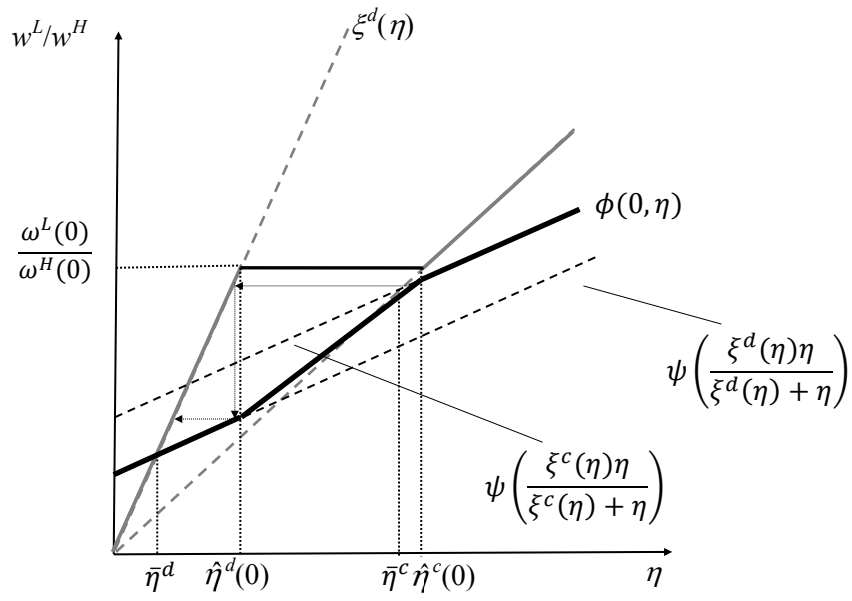


Figure 2

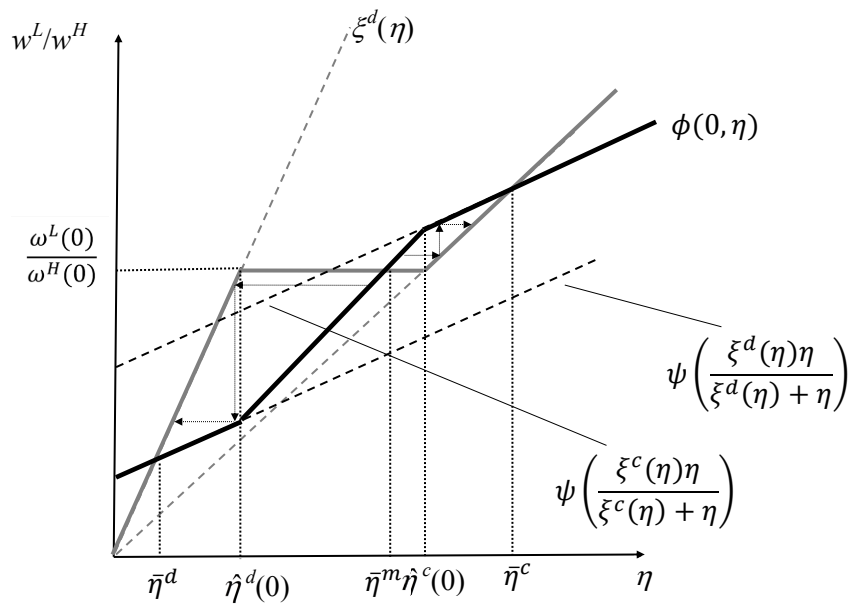


Figure 3

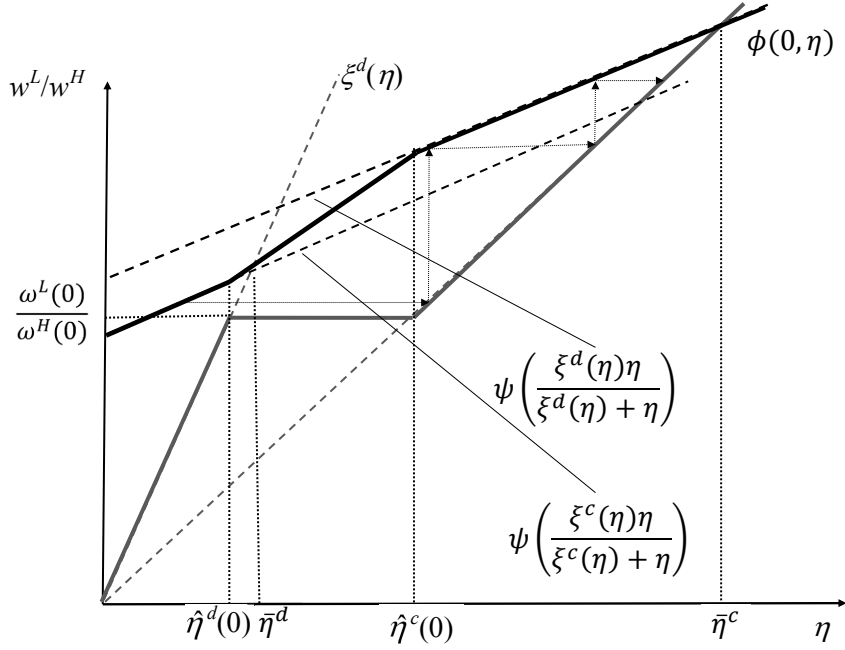


Figure 4

in the dirty equilibrium. This is a growth effect of human capital accumulation. In addition, there is a second, level, effect of human capital accumulation. Taking account of **Remark 1**, (H_t, L_t) given by

$$L_t = \frac{\xi(\tau, \eta_t)}{\xi(\tau, \eta_t) + \eta_t}, \quad H_t = \frac{\xi(\tau, \eta_t)\eta_t}{\xi(\tau, \eta_t) + \eta_t}. \quad (17)$$

and in time- t τ -equilibrium, $\mathcal{F}(\tau, H_t, L_t)$ is increasing in $\xi(\tau, \eta_t)$. For $\eta_t \leq \hat{\eta}^d(\tau)$ (where only the dirty technology is used and $\mathcal{F}(\tau, H_t, L_t) = (1 - \tau)F^d(H_t, L_t)$) and for $\eta_t \geq \hat{\eta}^c(\tau)$ (where only the clean technology is used and $\mathcal{F}(\tau, H_t, L_t) = F^c(H_t, L_t)$), the normalized total output is increasing in η_t . On the interval $[\hat{\eta}^d(\tau), \hat{\eta}^c(\tau)]$ the post-tax normalized output is constant. Therefore, the normalized total output is constant for all η_t in the interval $[\hat{\eta}^d(\tau), \hat{\eta}^c(\tau)]$ if $\tau = 0$, and decreasing in η_t on this interval if $\tau > 0$. Thus we can formulate the following proposition.

Proposition 3 *A clean 0-equilibrium path provides a higher level of the total output at each time than a dirty 0-equilibrium path. At the same time, if $\tau > 0$, then the total output in a clean τ -equilibrium path can be lower for some initial period of time than in a dirty τ -*

equilibrium path. In the long run, because of the growth effect, the total output on a clean path will be higher than on a dirty path.

As for SSE, we can formulate the following

Proposition 4 *If both $\eta = \bar{\eta}^d$ and $\eta = \bar{\eta}^c$ are 0-SSE (if $\xi(\bar{\eta}^d) < \frac{\omega^L(0)}{\omega^H(0)} < \xi(\bar{\eta}^c)$), then the normalized total output in the clean SSE is higher than in the dirty equilibrium (irrespective of τ). If the clean SSE $\eta = \bar{\eta}^c$ is not a 0-SSE, then the normalized total output in the clean SSE is smaller than in the dirty equilibrium (irrespective of τ).*

4.2 Taxing Dirty Output and Switching to Clean Technology

In the case where the dirty SSE is the only 0-SSE (and hence the clean SSE is not a 0-SSE), we can impose a tax $\tau > 0$ on the dirty output in such a way that the clean SSE becomes a τ -SSE (see Fig. 5). To see this graphically, suppose that 0-SSE is the one depicted in Fig. 2. Then suppose that a positive τ is introduced. This results in a downward shift of $\frac{\omega^L(\tau)}{\omega^H(\tau)}$ schedule and eventually leads to a situation depicted in Fig. 3, with an unstable diversified equilibrium. A still larger τ will lead to a situation in Fig. 4, where the clean equilibrium is stable. Note that the process of convergence to the clean SSE is accompanied by accumulation of human capital. Moreover, once the equilibrium is reached, there is no longer a need to maintain a positive carbon tax on dirty output. We may formulate the following proposition.

Proposition 5 *If $\frac{\omega^L(0)}{\omega^H(0)} > \phi(0, \bar{\eta}^c)$ and hence the clean SSE $\eta = \bar{\eta}^c$ is not a 0-SSE, then there exists $\underline{\tau} > 0$ such that $\eta = \bar{\eta}^c$ is a τ -SSE for any $\tau > \underline{\tau}$.*

Moreover, if we impose a tax on the dirty technology, the domain of convergence to the clean equilibrium widens.

Proposition 6 *For any initial state $\eta_0 > 0$ there exists $\underline{\tau}(\eta_0) \geq 0$ such that for any $\tau \geq \underline{\tau}(\eta_0)$, the τ -equilibrium path starting from η_0 is clean and converges to the clean SSE.*

It should be noted that if $\frac{\omega^L(0)}{\omega^H(0)} < \phi(0, \bar{\eta}^c)$ and, moreover, $\frac{\omega^L(0)}{\omega^H(0)} < \phi(0, \eta_0)$, then there is no need to impose a tax on the dirty output because the 0-equilibrium path starting from η_0 is clean and converges to the clean SSE.

The next proposition follows from Proposition 3

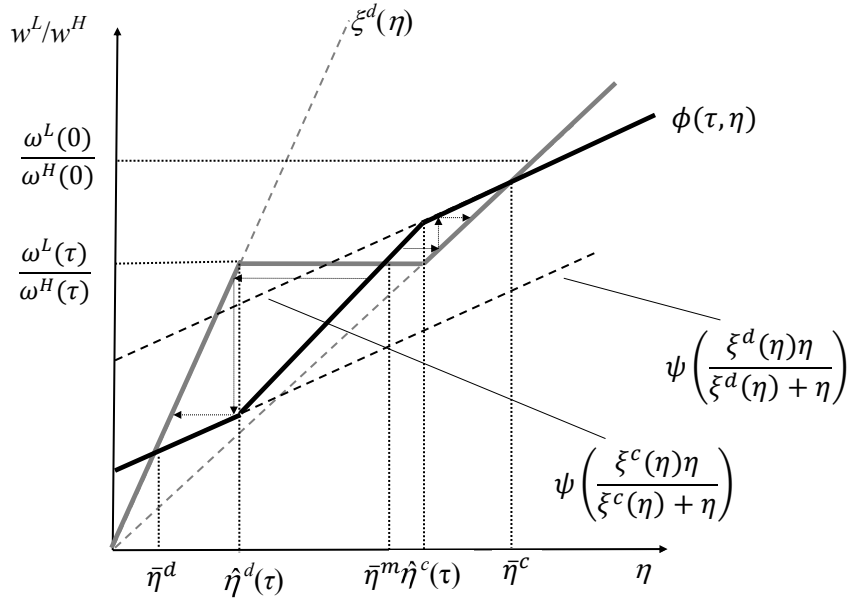


Figure 5

Proposition 7 *Imposing a tax on the dirty technology aimed at the switch to the clean technology may result in a temporary drop in the total output.*

As was noted above, since a switch to the clean technology will lead to accumulation of human capital, which, in turn will result in a higher total factor productivity and a higher growth rate. Thus, eventually imposing a tax on the dirty output will lead to a higher total output, though it may take some time for the clean technology to provide a higher total factor productivity than the dirty technology.

Also, if $\eta = \bar{\eta}^c$ is 0-SSE, Proposition 4 implies that even if the impact of human capital accumulation on the rate of growth of total factor productivity is weak, the convergence of the τ -equilibrium path guarantees that from some time onward the normalized total output will be higher than on any dirty equilibrium path.

It should be noted that if $\eta = \bar{\eta}^c$ is 0-SSE, then the tax rate that provides incentives to implement the clean technology can be decreasing and equal to zero as of some $t = T$.⁷

⁷Formally speaking, we defined an equilibrium path assuming constant tax rate on the dirty output. Nothing prevents us from generalizing these definitions to the case of a tax rate which is changing over time.

4.3 North-South Set-up

In this subsection we extend our model to an asymmetric two-country setting and we wish to study the consequences of human capital spillovers from one country, presumably more advanced, to the other. The question of knowledge and technology transfer from the developed to the developing countries has been a controversial topic, intensified by the discussion of the impacts of climate change. On the one hand, the technological gap between the so-called North and the so-called South made it obvious that the South's ability to mitigate and to adapt to climate change is severely hampered. During climate Conferences of the Parties, representatives of these countries have regularly expressed the view that the "rich" North should offer its help if it expects any cooperation on the climate policy. This help should, presumably, include a transfer of technological know-how allowing the South to adopt green production processes and be able to implement climate-change adaptation measures. On the other hand, such know-how is often protected by patent rights and is the property of individual firms who are reluctant to simply "give away" their technology. In this section we show that human capital spillovers from the developed to the developing economies have far-reaching consequences for clean technology adoption in the South and its growth convergence. Such a spillover may be generated through governmental educational programs, for example by allowing students from the developing economies to study in the universities of the advanced economies under the condition of subsequent return to the home country.

Suppose that the world consists of two countries, North and South, each described by the model of Section 2, except for the process of human capital accumulation in the South, which is described below. We shall assume that there is a positive human capital spillover from N to S, so that

$$h_t^S = \psi^S(H_{t-1}^S, H_{t-1}^N)$$

and that $\psi^S(H^S, H^N)$ is increasing in both H^S and H^N . Then the function ϕ^S can be written as $\phi^S(\tau, \eta^S, \eta^N)$.

In this case the transition of the North to the clean SSE and the accumulation of human capital in the North will shift the $\phi^S(\tau, \eta^S, \cdot)$ curve upwards. This shift will lead to widening of the domain of convergence to the clean SSE in the South.

Now assume that the production functions are of the form

$$Y_t^j = A_t F^j(H_t^j, L_t^j), \quad j = c, d,$$

where the TFP A_t is common for the two sectors but different across countries:

$$A_t^N = G^N(H_{t-1}^N)A_{t-1}^N$$

and

$$A_t^S = G^S(H_{t-1}^S)B(A_{t-1}^N, A_{t-1}^S).$$

While the dynamics of TFP in the North are identical to those in Section 2, the dynamics of TFP in the South benefit from the TFP level in the North (again, through a positive spillover), as in Bretschger and Suphaphiphat (2014). In this case, human capital accumulation in the North indirectly benefits the South due to improvements in TFP. Consequently, the imposition of a carbon tax in the North and its effect on human capital formation causes a double positive effect in the South, i.e. by boosting human capital and by improving TFP growth. Then transition to the clean SSE in the North will increase the rate of growth in both the North and the South and the transition to the clean SSE in the South will help the South to catch up with North.

5 Conclusions

Policy debate over carbon taxation and environmental regulation often focuses on the short term costs and downplays the long-term benefits. In this paper we highlight an important and often overlooked dimension of carbon pricing related to the effect of transiting from dirty to clean technology on human capital formation, with its overall benefit for the TFP growth.

We have presented a dynamic model featuring the interactions among carbon pricing, technology transition and human capital accumulation. Our main results may be summarized as follows. Imposition of a carbon tax may induce a switch from dirty to clean production techniques and lead to the economy settling permanently in the "clean" steady-state equilibrium. Because the clean sector is assumed to be skill-intensive, this transition is accompanied by

growth in the stock of human capital through its intergenerational spillover effect. Moreover, the interesting feature of the carbon policy is that it only needs to be temporary. This is because the clean SSE is stable, so that once the transition to it has been accomplished, there is no more need to maintain a positive tax rate, i.e. the tax rate may in fact be chosen to decline over time. Moreover, since the stock of human capital positively affects the rate of TFP growth (as is typically assumed in the growth literature), the carbon policy boosts economic growth by inducing human capital accumulation. Finally, in the presence of intercountry knowledge spillovers, i.e. when human capital accumulation in one country, say the North, produces positive effects on human capital formation in another country (say the South), for example through international educational student exchange programs, the latter enjoys a double positive effect. Not only its stock of human capital increases (without the South actually implementing any policy), but its TFP growth rises as well inducing the "catching-up" effect with the North.

It is common in the literature to assume that dirty production techniques are associated with degradation of the natural environment, which in turn creates a disutility for individual agents. We have side-stepped the analysis of the evolution of the natural environment, although such an analysis may be easily incorporated in our model. Clearly, if the economy is initially on the dirty path and no carbon policy is in place, the quality of the environment will decline over time. In this case we obtain the same outcome as, for example, in Proposition 2 of Acemoglu et al. (2012), namely that environmental disaster is unavoidable. If, however, an appropriate carbon tax is introduced and technology transition is set in motion, environmental disaster can be avoided. Note that, contrary to the findings of Acemoglu et al. (2012) in Propositions 3 and 6, the avoidance of a disaster in our setup does not depend either on the degree of substitutability between inputs or on the subsidization of the education sector. This is due to the fact that human capital accumulation in our model exhibits intergenerational positive spillover. When separately introducing the environment into the model it would also be straightforward to add a positive relationship between the state of the environment and human capital accumulation, as suggested by Zivin and Neidell (2013). This would unambiguously strengthen our conclusions about the growth effects in the transition to clean technologies.

Overall, we argue that carbon taxation brings about not only direct environmental benefits (e.g., in terms of reduced pollution and improved health) but also indirect positive effects on the economy through accumulation of the knowledge capital and increased total factor productivity.

References

- [1] Acemoglu, D., Aghion, P., Bursztyn, L., Hémous, D. (2012): The Environment and Directed Technical Change, *American Economic Review*, 102(1): 131–166.
- [2] Aghion, P., A. Dechezleprêtre, D. Hémous, R. Martin, and J. Van Reenen (2016): Carbon Taxes, Path Dependency, and Directed Technical Change: Evidence from the Auto Industry, *Journal of Political Economy* 124 (1): 1-51.
- [3] Ambec, S., M.A Cohen, S. Elgie and P. Lanoie (2013): The Porter Hypothesis at 20: Can Environmental Regulation Enhance Innovation and Competitiveness, *Review of Environmental Economics and Policy*, 7 (1): 2-22.
- [4] Bosi S. and L. Ragot (2013): On the Optimal Control of Pollution in a Human Capital Growth Model, *Mathematical Economics Letters* 1(1): 9-15.
- [5] Bovenberg, A.L. and R. de Mooij (1997): Environmental tax reform and endogenous growth, *Journal of Public Economics*, 63 (2): 207-237.
- [6] Bovenberg, A.L., Smulders, S. (1995): Environmental quality and pollution-augmenting technological change in a two-sector endogenous growth model, *Journal of Public Economics* 57, 369–391.
- [7] Bretschger, L. (2015): Energy Prices, Growth, and the Channels in Between: Theory and Evidence, *Resource and Energy Economics*, 39: 29–52.
- [8] Bretschger, L. and N. Suphaphiphat (2014): Effective Climate Policies in a Dynamic North-South Model, *European Economic Review*, 69: 59–77.
- [9] Cramton, P., D.J.C. MacKay, A. Ockenfels and S. Stoff (2017): *Global Carbon Pricing—The Path to Climate Cooperation*, MIT Press.

- [10] Dell, M., B.F.Jones, B.A.Olken (2012): Temperature Shocks and Economic Growth: Evidence from the Last Half Century, *American Economic Journal: Macroeconomics*, 4 (3): 66-95.
- [11] Gerlagh, R. and M. Liski (2017): Carbon prices for the next hundred years, *Economic Journal*, forthcoming.
- [12] Gollier C., J. Tirole (2015): Negotiating effective institutions against climate change. *Econ Energy Environ Policy* 4(2):5–28.
- [13] Golosov, M., J. Hassler, P. Krusell, A. Tsyvinski (2014): Optimal Taxes on Fossil Fuel in General Equilibrium, *Econometrica* 82/1: 41–88.
- [14] Hettich, F. (1998): Growth Effects of a Revenue-neutral Environmental Tax Reform, *Journal of Economics* 67(3): 287-316.
- [15] High-Level Commission on Carbon Prices (2017): Report of the High-Level Commission on Carbon Prices. Washington, DC: World Bank.
- [16] Jones, B.F. (2014): The human capital stock: a generalized approach. *American Economic Review* 104, 3752-3777.
- [17] Lucas, R.E. (1988): On the Mechanics of Economic Development, *Journal of Monetary Economics*, 22: 3–42.
- [18] Lucas R.E. (2015): Reactions of new growth theory, human capital and growth. *American Economic Review, Papers and Proceedings* 105, 85-88.
- [19] Manuelli R.E. and A. Seshadri (2014): Human capital and the wealth of nations. *American Economic Review* 104, 2736-2762.
- [20] Michel, P. and G. Rotillon (1995): Disutility of Pollution and Endogenous Growth, *Environmental and Resource Economics* 6: 279–300.
- [21] Ricci, F. (2007): Channels of transmission of environmental policy to economic growth: A survey of the theory, *Ecological Economics* 60: 688–699.
- [22] Sapci, O. and J.F. Shogren (2017): Environmental quality, human capital and growth, *Journal of Environmental Economics and Policy*, in Press.

- [23] Smulders, S., de Nooij, M. (2003): The impact of energy conservation on technology and economic growth, *Resource and Energy Economics* 25/1, 59–79.
- [24] Weitzman M (2014) Can negotiating a uniform carbon price help to internalize the global warming externality? *J Assoc Environ Resour Econ* 1(1/2): 29–49
- [25] World Bank (2012): *Inclusive Green Growth: The Pathway to Sustainable Development*. The World Bank. Washington, DC.: The World Bank.
- [26] Zivin, J.G. and M. Neidell (2012): The impact of Pollution on Worker Productivity, *American Economic Review*, 102/7: 3652-3673.
- [27] Zivin, J.G. and M. Neidell (2013): Environment, Health, and Human Capital, *Journal of Economic Literature*, 51/3: 689-730.
- [28] Zivin, J.G., S.M. Hsiang and M. Neidell (2016): Temperature and Human Capital in the Short and Long Run, *Journal of the Association of Environmental and Resource Economists*, 5/1: 77-105.

Working Papers of the Center of Economic Research at ETH Zurich

(PDF-files of the Working Papers can be downloaded at www.cer.ethz.ch/research/working-papers.html).

- 18/285 K. Borissov, L. Bretschger and A. Vinogradova
Carbon Pricing, Technology Transition, and Skill-Based Development
- 17/284 H. Gersbach, A. Mamageishvili and O. Tejada
Assessment Voting in Large Electorates
- 17/283 H. Gersbach, A. Mamageishvili and O. Tejada
Sophisticated Attacks on Decoy Ballots: A Devil's Menu and the Market for Lemons
- 17/282 S. Houde, J. E. Aldy
The Efficiency Consequences of Heterogeneous Behavioral Responses to Energy Fiscal Policies
- 17/281 Chiara Colesanti Senni
Energy Transition, Technological Spillovers and Elasticity of Substitution
- 17/280 Anna Alberini, Olha Khymych and Milan Scasny
Response to Extreme Energy Price Changes: Evidence from Ukraine
- 17/279 M. Filippini, G. Masiero and S. Steinbach
The Impact of Ambient Air Pollution on Hospital Admissions
- 17/278 M. Filippini, T. Wekhof
The Effect of Culture on Energy Efficient Vehicle Ownership
- 17/277 L. Bretschger, A. Pattakou
As Bad as it Gets: How Climate Damage Functions Affect Growth and the Social Cost of Carbon
- 17/276 J. Blasch, M. Filippini, N. Kumar, A. Martinez.Cruz
Narrowing the energy efficiency gap: The impact of educational programs, online support tools and energy-related investment literacy
- 17/275 M. Filippini, W. Greene, N. Kumar, A. Martinez.Cruz
A note on the different interpretation of the correlation parameters in the Bivariate Probit and the Recursive Bivariate Probit
- 17/274 D. Basin, H. Gersbach, A. Mamageishvili, L. Schmid and O. Tejada
Election Security and Economics: It's all about Eve
- 17/273 J. Abrell, M. Kosch and S. Rausch
The Economic Cost of Carbon Abatement with Renewable Energy Policies

- 17/272 H. Gersbach and O. Tejada
Semi-Flexible Majority Rules for Public Good Provision
- 17/271 D. Cerruti, A. Alberini, J. Linn
Charging Drivers by the Pound: The Effects of the UK Vehicle Tax System
- 17/270 H. Gersbach, P. Muller, O. Tejada
A Dynamic Model of Electoral Competition with Costly Policy Changes
- 17/269 J. Blasch, N. Boogen, M. Filippini, N. Kumar
The role of energy and investment literacy for residential electricity demand and end-use efficiency
- 17/268 H. Gersbach, M.-C. Riekhof
Technology Treaties and Climate Change
- 17/267 Christos Karydas
The inter-temporal dimension to knowledge spillovers: any non-environmental reason to support clean innovation?
- 17/266 Christos Karydas, Lin Zhang
Green tax reform, endogenous innovation and the growth dividend
- 17/265 Daniel Harenberg, Stefano Marelli, Bruno Sudret, Viktor Winschel
Uncertainty Quantification and Global Sensitivity Analysis for Economic Models
- 16/264 Marie-Catherine Riekhof
The Insurance Premium in the Interest Rates of Interlinked Loans in a Small-scale Fishery
- 16/263 Julie Ing
Adverse selection, commitment and exhaustible resource taxation
- 16/262 Jan Abrell, Sebastian Rausch, and Giacomo A. Schwarz
Social Equity Concerns and Differentiated Environmental Taxes
- 16/261 D. Ilic, J.C. Mollet
Voluntary Corporate Climate Initiatives and Regulatory Loom: Batten Down the Hatches
- 16/260 L. Bretschger
Is the Environment Compatible with Growth? Adopting an Integrated Framework
- 16/259 V. Grossmann, A. Schaefer, T. Steger, and B. Fuchs
Reversal of Migration Flows: A Fresh Look at the German Reunification
- 16/258 V. Britz, H. Gersbach, and H. Haller
Deposit Insurance in General Equilibrium

- 16/257 A. Alberini, M. Bareit, M. Filippini, and A. Martinez-Cruz
The Impact of Emissions-Based Taxes on the Retirement of Used and Inefficient Vehicles: The Case of Switzerland
- 16/256 H. Gersbach
Co-voting Democracy
- 16/255 H. Gersbach and O. Tejada
A Reform Dilemma in Polarized Democracies
- 16/254 M.-C. Riekhof and J. Broecker
Does the Adverse Announcement Effect of Climate Policy Matter? - A Dynamic General Equilibrium Analysis
- 16/253 A. Martinez-Cruz
Handling excess zeros in count models for recreation demand analysis without apology
- 16/252 M.-C. Riekhof and F. Noack
Informal Credit Markets, Common-pool Resources and Education
- 16/251 M. Filippini, T. Geissmann, and W. Greene
Persistent and Transient Cost Efficiency - An Application to the Swiss Hydropower Sector
- 16/250 L. Bretschger and A. Schaefer
Dirty history versus clean expectations: Can energy policies provide momentum for growth?
- 16/249 J. Blasch, M. Filippini, and N. Kumar
Boundedly rational consumers, energy and investment literacy, and the display of information on household appliances
- 16/248 V. Britz
Destroying Surplus and Buying Time in Unanimity Bargaining
- 16/247 N. Boogen, S. Datta, and M. Filippini
Demand-side management by electric utilities in Switzerland: Analyzing its impact on residential electricity demand
- 16/246 L. Bretschger
Equity and the Convergence of Nationally Determined Climate Policies
- 16/245 A. Alberini and M. Bareit
The Effect of Registration Taxes on New Car Sales and Emissions: Evidence from Switzerland