

Golubev, Yuri; Safarian, Mher M.

Working Paper

On robust stopping times for detecting changes in distribution

KIT Working Paper Series in Economics, No. 116

Provided in Cooperation with:

Karlsruhe Institute of Technology (KIT), Institute of Economics (ECON)

Suggested Citation: Golubev, Yuri; Safarian, Mher M. (2018) : On robust stopping times for detecting changes in distribution, KIT Working Paper Series in Economics, No. 116, Karlsruher Institut für Technologie (KIT), Institut für Volkswirtschaftslehre (ECON), Karlsruhe, <https://doi.org/10.5445/IR/1000083279>

This Version is available at:

<https://hdl.handle.net/10419/178707>

Standard-Nutzungsbedingungen:

Die Dokumente auf EconStor dürfen zu eigenen wissenschaftlichen Zwecken und zum Privatgebrauch gespeichert und kopiert werden.

Sie dürfen die Dokumente nicht für öffentliche oder kommerzielle Zwecke vervielfältigen, öffentlich ausstellen, öffentlich zugänglich machen, vertreiben oder anderweitig nutzen.

Sofern die Verfasser die Dokumente unter Open-Content-Lizenzen (insbesondere CC-Lizenzen) zur Verfügung gestellt haben sollten, gelten abweichend von diesen Nutzungsbedingungen die in der dort genannten Lizenz gewährten Nutzungsrechte.

Terms of use:

Documents in EconStor may be saved and copied for your personal and scholarly purposes.

You are not to copy documents for public or commercial purposes, to exhibit the documents publicly, to make them publicly available on the internet, or to distribute or otherwise use the documents in public.

If the documents have been made available under an Open Content Licence (especially Creative Commons Licences), you may exercise further usage rights as specified in the indicated licence.

On robust stopping times for detecting changes in distribution

by Yuri Golubev, Mher Safarian

No. 116 | MAY 2018

WORKING PAPER SERIES IN ECONOMICS



Impressum

Karlsruher Institut für Technologie (KIT)
Fakultät für Wirtschaftswissenschaften
Institut für Volkswirtschaftslehre (ECON)

Kaiserstraße 12
76131 Karlsruhe

KIT – Die Forschungsuniversität in der Helmholtz-Gemeinschaft

Working Paper Series in Economics
No. 116, May 2018

ISSN 2190-9806

econpapers.wiwi.kit.edu

On robust stopping times for detecting changes in distribution

Y. Golubev* and M. Safarian †

Abstract

Let X_1, X_2, \dots be independent random variables observed sequentially and such that $X_1, \dots, X_{\theta-1}$ have a common probability density p_0 , while $X_\theta, X_{\theta+1}, \dots$ are all distributed according to $p_1 \neq p_0$. It is assumed that p_0 and p_1 are known, but the time change $\theta \in \mathbb{Z}^+$ is unknown and the goal is to construct a stopping time τ that detects the change-point θ as soon as possible. The existing approaches to this problem rely essentially on some a priori information about θ . For instance, in Bayes approaches, it is assumed that θ is a random variable with a known probability distribution. In methods related to hypothesis testing, this a priori information is hidden in the so-called average run length. The main goal in this paper is to construct stopping times which do not make use of a priori information about θ , but have nearly Bayesian detection delays. More precisely, we propose stopping times solving approximately the following problem:

$$\Delta(\theta; \tau^\alpha) \rightarrow \min_{\tau^\alpha} \quad \text{subject to} \quad \alpha(\theta; \tau^\alpha) \leq \alpha \quad \text{for any } \theta \geq 1,$$

where $\alpha(\theta; \tau) = \mathbf{P}_\theta\{\tau < \theta\}$ is the *false alarm probability* and $\Delta(\theta; \tau) = \mathbf{E}_\theta(\tau - \theta)_+$ is the *average detection delay*, and explain why such stopping times are robust w.r.t. a priori information about θ .

Keywords: stopping time, false alarm probability, average detection delay, Bayes stopping time, CUSUM method, multiple hypothesis testing.

2000 Mathematics Subject Classification: Primary 62L10, 62L15; secondary 60G40.

*Aix-Marseille Université, Centre de Mathématiques et Informatique, 39, rue F. Joliot Curie, 13453 Marseille, France.

†Karlsruhe Institute of Technology, Department of Economics, Blücherstrasse 17, 76185 Karlsruhe, Germany.

1 Introduction

Let X_1, X_2, \dots be independent random variables observed sequentially. It is assumed $X_1, \dots, X_{\theta-1}$ have a common probability density $p_0(x)$, $x \in \mathbb{R}^d$, while $X_\theta, X_{\theta+1}, \dots$ are all distributed according to a probability density $p_1(x)$, $x \in \mathbb{R}^d$. This paper deals with the simplest change-point detection problem where it is supposed p_0 and p_1 are known, but the time change $\theta \in \mathbb{Z}^+$ is unknown, and the goal is to construct a stopping time $\tau \in \mathbb{Z}^+$ that detects θ as soon as possible. The existing approaches to this problem rely essentially on some a priori information about θ . For instance, in Bayes approaches, it is assumed that θ is a random variable with a known probability distribution, see e.g. [12]. In methods related to hypothesis testing, this a priori information is hidden in the so-called average run length, see e.g. [7]. Our main goal in this paper is to construct robust stopping times which do not make use of a priori information about θ , but have detection delays close to Bayes ones.

In order to be more precise, denote by \mathbf{P}_θ the probability distribution of $(X_1, \dots, X_{\theta-1}, X_\theta, \dots)^\top$ and by \mathbf{E}_θ the expectation with respect to this measure. In this paper, we characterize τ with the help of two functions in θ :

- *false alarm probability*

$$\alpha(\theta; \tau) = \mathbf{P}_\theta\{\tau < \theta\};$$

- *average detection delay*

$$\Delta(\theta; \tau) = \mathbf{E}_\theta(\tau - \theta)_+, \quad \text{where } (x)_+ = \max\{0, x\},$$

and our goal is to construct stopping times solving the following problem:

$$\Delta(\theta; \tau^\alpha) \rightarrow \min_{\tau^\alpha} \quad \text{subject to} \quad \alpha(\theta; \tau^\alpha) \leq \alpha \quad \text{for any} \quad \theta \geq 1. \quad (1)$$

The main difficulty in this problem is related to the fact that for a given stopping time τ^α the average delay $\Delta(\theta; \tau^\alpha)$ depends on θ . This means that in order to compare two stopping times τ_1^α and τ_2^α , one has to compare two functions in $\theta \in \mathbb{Z}^+$. Obviously, this is not feasible from a mathematical viewpoint and the principal objective in this paper is to propose stopping times providing good approximative solutions to (1). Notice also here that similar problems are common and well-known in statistics and there are reasonable approaches to obtain their solutions.

In change-point detection, there are two standard methods for constructing stopping times.

- **A Bayes approach.** The first Bayes change detection problem was stated in [4] for on-line quality control problem for continuous technological processes. In detecting changes in distributions this approach assumes that θ is a random variable with a known distribution

$$\pi_m = \mathbf{P}\{\theta = m\}, \quad m = 1, 2, \dots,$$

and the goal is to construct a stopping time τ_π^α that solves the averaged version of (1), i.e.,

$$\sum_{m=1}^{\infty} \pi_m \Delta(m; \tau_\pi^\alpha) \rightarrow \min_{\tau_\pi^\alpha} \quad \text{subject to} \quad \sum_{m=1}^{\infty} \pi_m \alpha(m; \tau_\pi^\alpha) \leq \alpha. \quad (2)$$

Emphasize that in contrast to (1), this problem is well defined from a mathematical viewpoint, but its solution depends on a priori law π .

- **A hypothesis testing approach.** The first non-Bayesian change detection algorithm based on sequential hypothesis testing was proposed in [7]. Denote by $X^n = (X_1, \dots, X_n)^\top$ the observations till moment n . The main idea in this approach is to test sequentially

simple hypothesis

$$H_0^n : X^n \sim \prod_{i=1}^n p_0(x_i) \quad (3)$$

vs. compound alternative

$$H_1^n : X^n \sim \prod_{i=1}^{m-1} p_0(x_i) \prod_{i=m}^n p_1(x_i), \quad m \leq n.$$

So, stopping time τ is defined as follows:

- if H_0^n is accepted, the observations are continued, i.e., we test H_0^{n+1} vs. H_1^{n+1} ;
- If H_1^n is accepted, then we stop and $\tau = n$.

In order to motivate our idea of robust stopping times, we discuss very briefly basic statistical properties of the above mentioned approaches.

1.1 A Bayes approach

Usually in this approach the geometric a priori distribution

$$\pi_m = \gamma(1 - \gamma)^{m-1}, \quad m = 1, 2, \dots, \quad \gamma > 0,$$

is used. Positive parameter γ is assumed to be known. In this case, the optimal stopping time is given by the following famous theorem [12]:

Theorem 1.1. *The optimal Bayes stopping time (see (2)) is given by*

$$\tau_\gamma^\alpha = \min\{k : \bar{\pi}(X^k) \geq 1 - \alpha_\gamma\}, \quad (4)$$

where

$$\bar{\pi}_\gamma(X^k) = \mathbf{P}\{\theta \leq k | X^k\},$$

and $\alpha_\gamma \approx \alpha$ is a constant.

Notice that the geometric a priori distribution results in the following recursive formula for a posteriori probability (see, e.g., [12]):

$$\begin{aligned} \bar{\pi}_\gamma(X^k) &= \\ &= \frac{[\gamma + (1 - \gamma)\bar{\pi}_\gamma(X^{k-1})]p_1(X_k)}{[\gamma + (1 - \gamma)\bar{\pi}_\gamma(X^{k-1})]p_1(X_k) + [1 - \bar{\pi}_\gamma(X^{k-1})](1 - \gamma)p_0(X_k)}. \end{aligned} \quad (5)$$

So, if we denote for brevity

$$\rho_\gamma(X^k) = \frac{\bar{\pi}_\gamma(X^k)}{1 - \bar{\pi}_\gamma(X^k)},$$

then (5) may be rewritten in the following equivalent form:

$$\rho_\gamma(X^k) = \frac{\gamma + \rho_\gamma(X^{k-1})}{1 - \gamma} \times \frac{p_1(X_k)}{p_0(X_k)}. \quad (6)$$

From this equation we see, in particular, that the Bayes stopping time depends on γ that is hardly known in practice. In statistics, in order to avoid such dependence, the uniform a priori distribution is usually used. Let's look how this idea works in change point detection. The uniform a priori distribution assumes that $\gamma = 0$ and in this case we obtain immediately from (6)

$$\rho_0(X^k) = \rho_0(X^{k-1}) \times \frac{p_1(X_k)}{p_0(X_k)}.$$

Therefore, for

$$L_0(X^k) = \log[\rho_0(X^k)],$$

we get

$$L_0(X^k) = \sum_{i=1}^k \log \frac{p_1(X_i)}{p_0(X_i)}.$$

Hence, the optimal stopping time in the case of the uniform a priori distribution is given by

$$\tau_{\circ}^{\alpha} = \min\{k : L_0(X^k) \geq t^{\alpha}\}, \quad (7)$$

where t^{α} is some constant. Fig. 1 shows a typical trajectory of $L_0(X^k)$, $k = 1, 2, \dots$, in detecting change in the Gaussian distribution with $\theta = 80$.

Computing the false alarm probability for this stopping time is not difficult and based on the following simple fact. Let

$$\phi(\lambda) = \mathbf{E}_{\infty} \exp\left[\lambda \log \frac{p_1(X_1)}{p_0(X_1)}\right].$$

Lemma 1.1. *For any $\lambda > 0$*

$$\mathbf{E}_{\infty} \exp\{-\tau_{\circ}^{\alpha} \log[\phi(\lambda)]\} \mathbf{1}(\tau_{\circ}^{\alpha} < \infty) \leq \exp(-\lambda t^{\alpha}).$$

It follows immediately from the definition of $\phi(\lambda)$ that if $\lambda = 1$, then $\phi(\lambda) = 1$. So, by this Lemma we get

$$\mathbf{P}_{\infty}\{\tau_{\circ}^{\alpha} < \infty\} \leq \exp(-t^{\alpha}).$$

As to the average detection delay, it can be easily computed with the help of the famous Wald identity [14, 2]. The next theorem summarizes principal properties of τ_{\circ}^{α} . Let us assume that

$$\mu_0 \stackrel{\text{def}}{=} \int \log \frac{p_0(x)}{p_1(x)} p_0(x) dx > 0 \quad \text{and} \quad \mu_1 \stackrel{\text{def}}{=} \int \log \frac{p_1(x)}{p_0(x)} p_1(x) dx > 0.$$

Theorem 1.2. *Let $t^{\alpha} = \log(1/\alpha)$. Then for τ_{\circ}^{α} defined by (7) we have*

$$\begin{aligned} \alpha(\theta; \tau_{\circ}^{\alpha}) &\leq \alpha, \\ \Delta(\theta; \tau_{\circ}^{\alpha}) &= \frac{\log(1/\alpha) + \theta\mu_0}{\mu_1}. \end{aligned}$$

Fig. 1 illustrates this theorem showing $L_0(X^k)$, $k = 1, \dots, 200$, in the case of the change in the mean of the Gaussian distribution with $\theta = 80$.

We would like to emphasize that the fact that $\Delta(\theta; \tau_{\circ}^{\alpha})$ is linear in θ is not good from practical and theoretical viewpoints. In order to understand why it is so, let us now turn back to the Bayes setting assuming that $\gamma > 0$. In this case the following theorem holds true.

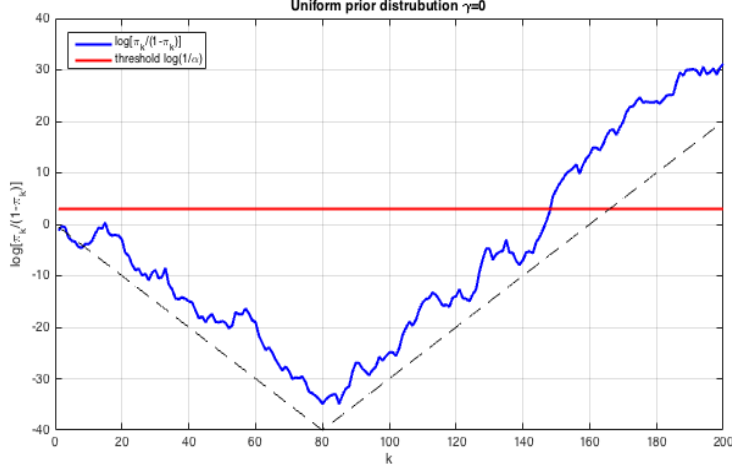


Figure 1: Detecting change in the mean of Gaussian distribution with the help of τ_\circ^α .

Theorem 1.3. *Suppose $\gamma > 0$. Then for τ_γ^α defined by (4) we have*

$$\begin{aligned} \max_{\theta \in \mathbb{Z}^+} \alpha(\theta; \tau_\gamma^\alpha) &= 1, \\ \Delta(\theta; \tau_\gamma^\alpha) &= \frac{\log[1/(\gamma\alpha)]}{\mu_1} + O(1), \quad \text{as } \gamma, \alpha \rightarrow 0. \end{aligned} \quad (8)$$

This theorem may be proved with the help of the standard techniques described, e.g., in [1].

Fig. 2 illustrates typical behavior of $\log[\rho_\gamma(X^k)]$ with $\gamma > 0$. Notice that if τ_\circ^α is used in the considered case, then we obtain by (8)

$$\mathbf{E}\Delta(\theta; \tau_\circ^\alpha) = \frac{\log(1/\alpha)}{\mu_1} + \frac{\mu_0}{\mu_1} \times \frac{1}{\gamma}.$$

So, we see that this mean detection delay is far away from the optimal Bayes one given by

$$\mathbf{E}\Delta(\theta; \tau_\gamma^\alpha) = \frac{\log(1/\alpha)}{\mu_1} + \frac{1}{\mu_1} \times \log \frac{1}{\gamma} + O(1), \quad \text{as } \gamma, \alpha \rightarrow 0.$$

Let us now summarize briefly main facts related to the classical Bayes approach.

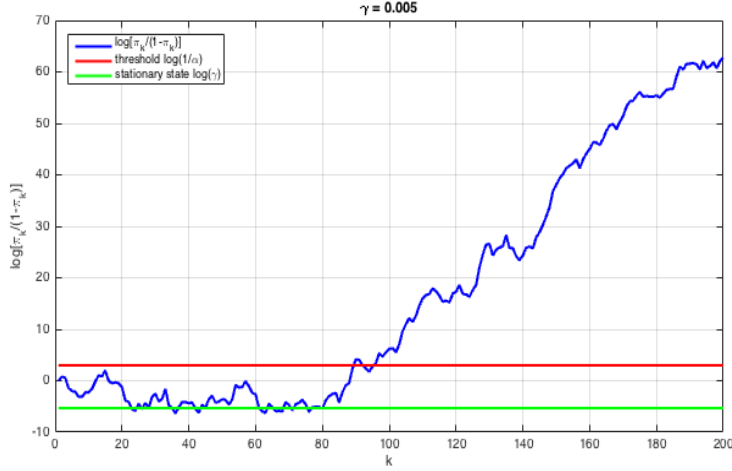


Figure 2: Detecting change in the mean of Gaussian distribution with the help of τ_γ^α ($\gamma = 0.005$).

- if $\gamma = 0$, then the average detection delay of the Bayes stopping time grows linearly in θ ;
- when $\gamma > 0$, the maximal false alarm probability is not controlled.

In view of these facts it is clear that the standard Bayes technique cannot provide reasonable solutions to (1).

1.2 A hypothesis testing approach

The idea of this approach is based on the well-known sequential testing of two simple hypothesis [15]. However, we would like to emphasize that in contrast to the standard setting in [15], in the change-point detection, this approach has a rather heuristic character since here we test a simple hypothesis versus a compound alternative whose complexity grows with the observations volume.

In sequential hypothesis testing there are two common methods

- maximum likelihood;
- Bayesian.

The maximum likelihood test accepts hypothesis H_1^n (see (3)) when

$$\max_{k \leq n} \frac{\prod_{i=1}^{k-1} p_0(X_i) \prod_{i=k}^n p_1(X_i)}{\prod_{i=1}^n p_0(X_i)} \geq t^\alpha$$

or, equivalently,

$$M(X^n) \geq t^\alpha,$$

where

$$M(X^n) = \max_{k \leq n} \sum_{i=k}^n \log \frac{p_1(X_i)}{p_0(X_i)}.$$

The threshold t^α is computed as follows

$$t^\alpha = \min \left\{ t : \mathbf{P}_\infty \{ M(X^n) \geq t \} \leq \alpha \right\},$$

where α is the first type error probability. Notice that by Lemma 1.1

$$\mathbf{P}_\infty \{ M(X^n) \geq x \} \leq \exp(-x).$$

Therefore the maximum likelihood test results in the following stopping time:

$$\tau_{\text{ml}}^\alpha = \min \left\{ n : M(X^n) \geq \log \frac{1}{\alpha} \right\}. \quad (9)$$

Notice also that $M(X^n)$ admits a simple recursive computation [7]. Indeed, notice

$$\begin{aligned} & \max_{k \leq n} \sum_{i=k}^n \log \frac{p_1(X_i)}{p_0(X_i)} \\ &= \max \left\{ \log \frac{p_1(X_n)}{p_0(X_n)}, \log \frac{p_1(X_n)}{p_0(X_n)} + \max_{k \leq n-1} \sum_{i=k}^{n-1} \log \frac{p_1(X_i)}{p_0(X_i)} \right\} \\ &= \log \frac{p_1(X_n)}{p_0(X_n)} + \max \left\{ 0, \max_{k \leq n-1} \sum_{i=k}^{n-1} \log \frac{p_1(X_i)}{p_0(X_i)} \right\}. \end{aligned}$$

Therefore

$$M(X^n) = \log \frac{p_1(X_n)}{p_0(X_n)} + [M(X^{n-1})]_+. \quad (10)$$

This method is usually called CUSUM algorithm. It is well known that it is optimal in Lorden [5] sense, i.e., for properly chosen α , τ_{ml}^α minimizes

$$\sup_{\theta \in \mathbb{Z}^+} \text{ess sup } \mathbf{E}_\theta [(\tau - \theta)_+ | X_1, \dots, X_{\theta-1}]$$

in the class of stopping times $\{\tau : \mathbf{E}_\infty \tau \geq T\}$, see [6].

However, with this method cannot control the false alarm probability as shows the following theorem.

Theorem 1.4. *For any $\alpha \in (0, 1)$*

$$\max_{\theta \in \mathbb{Z}^+} \alpha(\theta; \tau_{\text{ml}}^\alpha) = 1.$$

As $\alpha \rightarrow 0$

$$\Delta(\theta; \tau_{\text{ml}}^\alpha) = \frac{1 + o(1)}{\mu_1} \log \frac{1}{\alpha}.$$

The Bayesian test is based on the assumption that θ is uniformly distributed on $[1, n]$. So, this test accepts H_1^n when

$$S(X^n) \stackrel{\text{def}}{=} \sum_{k=1}^n \frac{\prod_{i=1}^{k-1} p_0(X_i) \prod_{i=k}^n p_1(X_i)}{\prod_{i=1}^n p_0(X_i)} \geq t^\alpha. \quad (11)$$

Since

$$S(X^n) = \sum_{k=1}^n \prod_{i=k}^n \frac{p_1(X_i)}{p_0(X_i)},$$

and

$$\begin{aligned} \sum_{k=1}^n \prod_{i=k}^n \frac{p_1(X_i)}{p_0(X_i)} &= \sum_{k=1}^{n-1} \prod_{i=k}^n \frac{p_1(X_i)}{p_0(X_i)} + \frac{p_1(X_n)}{p_0(X_n)} \\ &= \left[1 + \sum_{k=1}^{n-1} \prod_{i=k}^{n-1} \frac{p_1(X_i)}{p_0(X_i)} \right] \frac{p_1(X_n)}{p_0(X_n)}, \end{aligned}$$

the test statistics in (11) admits the following recursive computation:

$$S(X^n) = [1 + S(X^{n-1})] \times \frac{p_1(X_n)}{p_0(X_n)}.$$

So, the corresponding stopping time is given by

$$\tau_S^\alpha = \min\{k : S(X^k) \geq t^\alpha\}.$$

In the literature, this method is known as Shirayev-Roberts (SR) algorithm. It was firstly proposed in [11] and [10]. In [8] and [3] it was shown that it minimizes the integral average delay

$$\frac{1}{\mathbf{E}_\infty \tau} \sum_{\theta=1}^{\infty} \mathbf{E}_\theta(\tau - \theta)_+$$

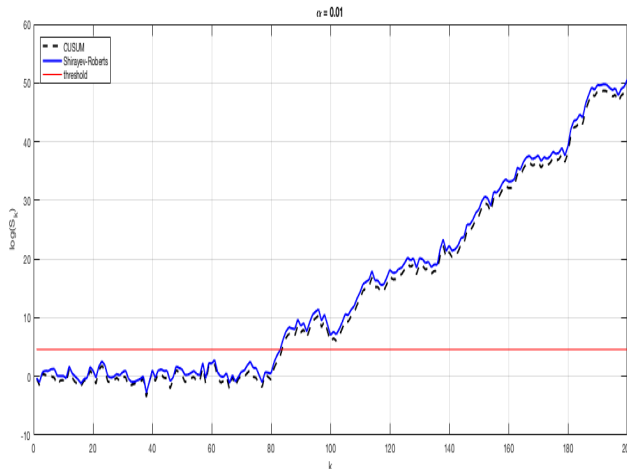


Figure 3: Detecting change in the mean of Gaussian distribution with the help of CUSUM and SR procedures.

over all stopping times τ with $\mathbf{E}_\infty \tau \geq T$. More detailed statistical properties of SR procedure can be found in [9].

As one can see on Fig. 3, in practice, there is no significant difference between CUSUM and SR algorithms.

Notice also that for SR method the fact similar to Theorem 1.4 holds true. So, the standard hypothesis testing methods results in stopping times with uncontrollable false alarm probabilities.

2 Robust stopping times

The main idea in this paper is to make use of multiple hypothesis testing methods for constructing stopping times. This can be done very easily by replacing the constant threshold in the ML test (9) by one depending on k . So, we define the stopping time

$$\tilde{\tau}^\alpha = \min\{k : M(X^k) \geq t^\alpha(k)\}.$$

In order to control the false alarm probability and to obtain a nearly minimal average detection delay, we are looking for a *minimal function* $t^\alpha(k)$, $k = 1, 2, \dots$, such that

$$\mathbf{P}_\infty \left\{ \max_{k \geq \mathbb{Z}^+} [M(X^k) - t^\alpha(k)] \geq 0 \right\} \leq \alpha.$$

We begin our construction of $t^\alpha(k)$ with the following function:

$$\varphi(x) = 1 + \log(x), \quad x \in \mathbb{R}^+,$$

and define m -iterated $\varphi(\cdot)$ by

$$\Phi_m(x) = \varphi[\Phi_{m-1}(x)], \text{ with } \Phi_1(x) = \varphi(x).$$

Next, for given $\epsilon \in (0, 1)$, define

$$b_{m,\epsilon}(x) = -\log \left[\frac{1}{\epsilon \Phi_m^\epsilon(x)} - \frac{1}{\epsilon \Phi_m^\epsilon(x+1)} \right], \quad x \in \mathbb{R}^+. \quad (12)$$

Consider the following random variable:

$$\zeta_{m,\epsilon} = \max_{k \in \mathbb{Z}^+} \{M(X^k) - b_{m,\epsilon}(k)\}.$$

The next theorem plays a cornerstone role in our construction of robust stopping times.

Theorem 2.1. *For any $\epsilon \in (0, 1)$, $m \geq 1$, and $x > -\log(1 - 0.2075/2) \approx 0.11$*

$$\mathbf{P}\{\zeta_{m,\epsilon} \geq x\} \leq 1 - \exp\{-e^{-x}[\epsilon^{-1} + e^{-x}]\}.$$

Therefore we can define the quantile of order α of $\zeta_{m,\epsilon}$ by

$$t_{m,\epsilon}^\alpha = \min\{x : \mathbf{P}\{\zeta_{m,\epsilon} \geq x\} \leq \alpha\}.$$

Fig. 4 shows the distribution functions and quantiles of $\zeta_{1,\epsilon}$ for $\epsilon = \{0.01, 0.2, 1\}$ computed with the help of Monte-Carlo method.

The next theorem describes principal properties of the stopping time

$$\tilde{\tau}_{m,\epsilon}^\alpha = \min\{k : M(X^k) \geq b_{m,\epsilon}(k) + t_{m,\epsilon}^\alpha\}.$$

Theorem 2.2. *For any $\epsilon \in (0, 1]$*

$$\begin{aligned} \alpha(\theta; \tilde{\tau}_{m,\epsilon}^\alpha) &\leq \alpha, \\ \Delta(\theta; \tilde{\tau}_{m,\epsilon}^\alpha) &\leq d_{m,\epsilon}^\alpha(\theta), \end{aligned}$$

where $d_{m,\epsilon}^\alpha(\theta)$ is a solution to

$$\mu_1 d_{m,\epsilon}^\alpha(\theta) = b_{m,\epsilon}[\theta + d_{m,\epsilon}^\alpha(\theta)] + t_{m,\epsilon}^\alpha. \quad (13)$$

The asymptotic behavior of the average delay is described by the following theorem

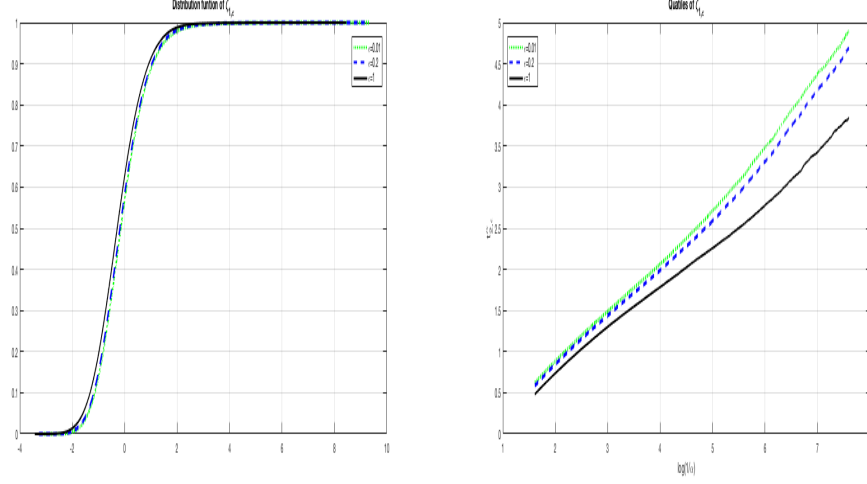


Figure 4: Distribution functions and quantiles of $\zeta_{1,\epsilon}$.

Theorem 2.3. For any $\epsilon \in (0, 1]$, as $\alpha \rightarrow 0$ and $\theta \rightarrow \infty$

$$\Delta(\theta; \tilde{\tau}_{m,\epsilon}^\alpha) \leq \frac{1}{\mu_1} \left\{ \log \frac{\theta}{\alpha} + \sum_{j=1}^m \log[\Phi_j(\theta)] + \epsilon \log[\Phi_m(\theta)] + \log \frac{1}{\epsilon} \right\} + o(1). \quad (14)$$

Remark. It is easy to check with a simple algebra that for any given $\theta > 1$

$$\lim_{j \rightarrow \infty} j \log[\Phi_j(\theta)] = 2.$$

The robustness of $\tilde{\tau}_{m,\epsilon}^\alpha$ w.r.t. a priori geometric distribution of θ follows now almost immediately from (14). Indeed, suppose θ is a random variable with

$$\mathbf{P}\{\theta = k\} = \gamma(1 - \gamma)^{k-1}, \quad k \in \mathbb{Z}^+.$$

Then, averaging (14) w.r.t. this distribution, we obtain

$$\mathbf{E}\Delta(\theta; \tilde{\tau}_{m,\epsilon}^\alpha) \leq \frac{1}{\mu_1} \left\{ \log \frac{1}{\alpha\gamma} + \sum_{j=1}^m \log \left[\Phi_j \left(\frac{1}{\gamma} \right) \right] + \epsilon \log \left[\Phi_m \left(\frac{1}{\gamma} \right) \right] + \log \frac{1}{\epsilon} \right\} + o(1)$$

as $\alpha, \gamma \rightarrow 0$, and with (8) we arrive at

Theorem 2.4. As $\alpha, \gamma \rightarrow 0$

$$\begin{aligned} \mathbf{E}\Delta(\theta; \tilde{\tau}_{m,\epsilon}^\alpha) &\leq \mathbf{E}\Delta(\theta; \tau_\gamma^\alpha) + \frac{1}{\mu_1} \left\{ \sum_{j=1}^m \log \left[\Phi_j \left(\frac{1}{\gamma} \right) \right] + \epsilon \log \left[\Phi_m \left(\frac{1}{\gamma} \right) \right] + \log \frac{1}{\epsilon} \right\} + O(1) \\ &= (1 + o(1)) \mathbf{E}\Delta(\theta; \tau_\gamma^\alpha), \end{aligned}$$

where τ_γ^α is the optimal Bayesian stopping time (see Theorem 1.1).

A Appendix section

Proof of Lemma 1.1. Since

$$Y_k = \exp \left\{ -k \log[\phi(\lambda)] + \lambda L_0(X^k) \right\}$$

is a martingale with $\mathbf{E}_\infty Y_k = 1$, we have

$$\begin{aligned} 1 &= \mathbf{E}_\infty Y_{\tau_\circ^\alpha} = \mathbf{E}_\infty Y_{\tau_\circ^\alpha} \mathbf{1}(\tau_\circ^\alpha < \infty) + \mathbf{E}_\infty Y_{\tau_\circ^\alpha} \mathbf{1}(\tau_\circ^\alpha = \infty) \\ &\geq \mathbf{E}_\infty Y_{\tau_\circ^\alpha} \mathbf{1}(\tau_\circ^\alpha < \infty) = \mathbf{E}_\infty \exp \left\{ -\tau_\circ^\alpha \log[\phi(\lambda)] + \lambda A \right\} \mathbf{1}(\tau_\circ^\alpha < \infty). \end{aligned}$$

□

In what follows we denote by e_k be i.i.d. standard exponential random variables.

Lemma A.1. For any $m \geq 1$ and $x > -\log(1 - 0.2075/2) \approx 0.11$

$$\mathbf{P} \left\{ \max_{k \in \mathbb{Z}^+} [e_k - b_{m,\epsilon}(k)] \geq x \right\} \leq 1 - \exp \left\{ -e^{-x} [\epsilon^{-1} + e^{-x}] \right\},$$

where $b_{m,\epsilon}(\cdot)$ is defined by (12).

Proof. It is easy to check with a simple algebra that for any $u \in [0, 1)$

$$\log(1 - u) \geq -u - \frac{u^2}{2(1 - u)}.$$

Therefore with this inequality we obtain

$$\begin{aligned} \mathbf{P} \left\{ \max_{k \in \mathbb{Z}^+} [e_k - b_{m,\epsilon}(k)] \geq x \right\} &= 1 - \prod_{k=1}^{\infty} \left\{ 1 - \mathbf{P} \{ e_k \geq x + b_{m,\epsilon}(k) \} \right\} \\ &= 1 - \exp \left\{ \sum_{k=1}^{\infty} \log \left[1 - e^{-x - b_{m,\epsilon}(k)} \right] \right\} \\ &\leq 1 - \exp \left\{ -e^{-x} \sum_{k=1}^{\infty} e^{-b_{m,\epsilon}(k)} - \frac{e^{-2x}}{2(1 - e^{-x})} \sum_{k=1}^{\infty} e^{-2b_{m,\epsilon}(k)} \right\}. \end{aligned} \tag{15}$$

It follows immediately from the definition of $b_{m,\epsilon}$, see (12), that

$$\sum_{k=1}^{\infty} e^{-b_{m,\epsilon}(k)} = \frac{1}{\epsilon \Phi_m(1)} = \frac{1}{\epsilon}.$$

It is also easy to check numerically that for any $m \geq 1$ and $\epsilon > 0$

$$\sum_{k=1}^{\infty} e^{-2b_{m,\epsilon}(k)} < 0.2075.$$

Therefore, substituting the above equations in (15), we complete the proof. \square

Lemma A.2. *For any $x > 0$*

$$\mathbf{P}_{\infty} \left\{ \max_{k \in \mathbb{Z}^+} [M(X^k) - b_{m,\epsilon}(k)] \geq x \right\} \leq \mathbf{P} \left\{ \max_{k \in \mathbb{Z}^+} [e_k - b_{m,\epsilon}(k)] \geq x \right\},$$

where random process $M(X^k)$ is defined by (10).

Proof. Define random integers $\kappa_1 < \kappa_2 < \dots$ by

$$\kappa_k = \min \{ s > \kappa_{k-1} : M(X^s) \leq 0 \}, \quad t_0 = 0,$$

From (10) it is clear that these random variables are renovation points for the random process $M(X^k)$ and therefore random variables

$$\mu_k = \max_{\kappa_k < s \leq \kappa_{k+1}} M(X^s), \quad k = 1, 2, \dots$$

are independent. Since $b_{m,\epsilon}(k)$ is non-decreasing in k and obviously $\kappa_k \geq k$, we get

$$\begin{aligned} \max_{k \in \mathbb{Z}^+} [M(X^k) - b_{m,\epsilon}(k)] &\leq \max_{k \in \mathbb{Z}^+} \max_{\kappa_k < s \leq \kappa_{k+1}} [M(X^s) - b_{m,\epsilon}(t_k)] \\ &\leq \max_{k \in \mathbb{Z}^+} [\mu_k - b_{m,\epsilon}(k)]. \end{aligned}$$

Therefore, to finish the proof, it suffices to notice that by (10) and Lemma 1.1

$$\mathbf{P}_{\infty} \{ \mu_k \geq x \} \leq \mathbf{P}_{\infty} \left\{ \max_{k \in \mathbb{Z}^+} \sum_{s=\theta}^k \log \frac{p_0(X_s)}{p_1(X_s)} \geq x \right\} \leq \exp(-x).$$

\square

Theorem 2.1 follows now immediately from Lemmas A.1, A.2.

Proof of Theorem 2.2. It follows from (10) that for all $k \geq \theta$

$$M(X^k) \geq \sum_{s=\theta}^k \log \frac{p_0(X_s)}{p_1(X_s)}$$

and therefore

$$\Delta(\theta; \tilde{\tau}_{m,\epsilon}) \leq \mathbf{E}_\theta \tau^+,$$

where

$$\tau^+ = \min \left\{ k \geq 1 : \sum_{s=\theta}^{\theta+k} \log \frac{p_0(X_s)}{p_1(X_s)} \geq b_{m,\epsilon}(\theta+k) + t_{m,\epsilon}^\alpha \right\}.$$

Computing $\mathbf{E}_\theta \tau^+$ is based on the famous Wald's identity [14] (see also [2]). For given $\theta \in \mathbb{Z}^+$, $m \in \mathbb{Z}^+$, $\epsilon > 0$, define function

$$B(k) = b_{m,\epsilon}(\theta+k) + t_{m,\epsilon}^\alpha, \quad k \in \mathbb{Z}^+.$$

It is clear that $B(\cdot)$ is a convex function and therefore for any $k_0 \geq 1$

$$B(k) \leq B(k_0) + B'(k_0)(k - k_0).$$

Hence,

$$\tau^+ \leq \tau^{++} = \min \left\{ k \geq 1 : \sum_{s=\theta}^{\theta+k} \log \frac{p_0(X_s)}{p_1(X_s)} \geq B(k_0) + B'(k_0)(k - k_0) \right\}.$$

Next, we obtain by Wald's identity

$$\mu_1 \mathbf{E}_\theta \tau^{++} \leq B(k_0) + B'(k_0)(\mathbf{E}_\theta \tau^{++} - k_0)$$

and thus

$$\mathbf{E}_\theta \tau^{++} \leq \frac{B(k_0) - B'(k_0)k_0}{\mu_1 - B'(k_0)}. \quad (16)$$

To finish the proof, we choose $k_0 = d_{m,\epsilon}^\alpha(\theta)$ (see (13)), and notice that $B(k_0) = \mu_1 k_0$. Hence, by (16)

$$\mathbf{E}_\theta \tau^{++} \leq k_0 = d_{m,\epsilon}^\alpha(\theta).$$

□

Proof of Theorem 2.3. It follows immediately from Theorem 2.1 that as $\alpha \rightarrow 0$

$$t_{m,\epsilon}^\alpha \leq \log \frac{1}{\alpha\epsilon} + o(1). \quad (17)$$

Next, by convexity of $b_{m,\epsilon}(\cdot)$ we obtain for any x, x_0

$$b_{m,\epsilon}(\theta + x) \leq b_{m,\epsilon}(\theta + x_0) + b'_{m,\epsilon}(\theta + x_0)(x - x_0).$$

Therefore, choosing

$$x_0 = \frac{b_{m,\epsilon}(\theta) + t_{m,\epsilon}^\alpha}{\mu_1}$$

we get by (13)

$$d_{m,\epsilon}^\alpha(\theta) \leq \frac{b_{m,\epsilon}(\theta + x_0) + t_{m,\epsilon}^\alpha}{\mu_1 - b'_{m,\epsilon}(\theta + x_0)}. \quad (18)$$

So, our next step is to upper bound $b_{m,\epsilon}(\cdot)$. First, notice that

$$-\frac{1}{\epsilon} \frac{d\Phi_m^{-\epsilon}(x)}{dx} = \Phi_m^{-1-\epsilon}(x) \Phi'_m(x) = \frac{\Phi_m^{-\epsilon}(x)}{x} \prod_{j=1}^m \frac{1}{\Phi_j(x)},$$

and thus

$$-\log \left[-\frac{1}{\epsilon} \frac{d\Phi_m^{-\epsilon}(x)}{dx} \right] = \log(x) + \sum_{j=1}^m \log[\Phi_j(x)] + \epsilon \log[\Phi_m(x)].$$

Therefore it follows immediately from this equation and (12) that as $k \rightarrow \infty$

$$b_{m,\epsilon}(k) = \log(k) + \sum_{j=1}^m \log[\Phi_j(k)] + \epsilon \log[\Phi_m(k)] + o(1). \quad (19)$$

It is also easy to check that

$$b'_{m,\epsilon}(k) = O\left(\frac{1}{k}\right). \quad (20)$$

Finally, substituting (17), (19), and (20) in (18), we complete the proof. \square

References

- [1] *Basseville, M. and Nikiforov, I. V. (1996). Detection of Abrupt Changes: Theory and Application. Prentice-Hall.*
- [2] *Blackwell, D. (1946). On an equation of Wald, Annals of Math. Stat. 17 84–87.*
- [3] *Feinberg, E.A. and Shiryaev, A. N. (2006). Quickest detection of drift change for Brownian motion in generalized and Bayesian settings. Statist. Decisions. 24 445–470.*
- [4] *Girshick M. A. and Rubin, H. (1952). A Bayes approach to a quality control model. Annals Math. Statistics. 23 114–125.*
- [5] *Lorden, G. (1971). Procedures for reacting to a change in distribution. Ann. Math. Statist. 42 No. 6 1897–1908.*
- [6] *Moustakides, G. V. (1986). Optimal stopping times for detecting changes in distributions. Ann. of Statist. Vol. 14, No. 4, 1370–1387.*
- [7] *Page, E. S. (1954). Continuous inspection schemes, Biometrika, 41, 100–115.*
- [8] *Pollak, M. and Tartakovsky, A. G. (2009). Optimality properties of Shirayev-Roberts procedure. Statist. Sinica, 19, 1729–1739.*
- [9] *Polunchenko, A. S. and Tartakovsky, A. G. (2010). On optimality of the Shirayev-Roberts procedure for detecting a change in distribution. Annals of Statist., 38, No. 6, 3445–3457.*
- [10] *Roberts, S.W. (1966). A comparison of some control chart procedures. Technometrics 8, 411–430.*
- [11] *Shiryaev, A.N. (1961). The problem of the most rapid detection disturbance in a stationary process. Dokl. Math. 2 795–799.*
- [12] *Shiryaev, A.N. (1978). Optimal Stopping Rules, Springer-Verlag, Berlin, Heidelberg.*
- [13] *Shiryaev, A. N. (1963). On optimum methods in quickest detection problems. Theory Probab. Appl. 8 22–46.*
- [14] *Wald, A. (1944). On cumulative sums of random variables. The Annals of Math. Stat. 15 No. 3 283–296.*

- [15] Wald, A. (1945). Sequential Tests of Statistical Hypotheses. *Annals of Math. Stat.* **16** No. 2 117–186.

Working Paper Series in Economics

recent issues

- No. 116** *Yuri Golubev and Mher Safarian: On robust stopping times for detecting changes in distribution, May 2018*
- No. 115** *Daniel Hoang, Sebastian Gatzler and Martin Ruckes: The economics of capital allocation in firms: Evidence from internal capital markets, January 2018*
- No. 114** *Francesco D'Acunto, Daniel Hoang and Michael Weber: Unconventional fiscal policy, January 2018*
- No. 113** *Alberto Bucci, Levent Eraydin, Moritz Müller: Dilution effects, population growth and economic growth under human capital accumulation and endogenous technological change, January 2018*
- No. 112** *Jochen Schweikert and Markus Höchstötter: Epidemiological spreading of mortgage default, January 2018*
- No. 111** *Armin Falk and Nora Szech: Diffusion of being pivotal and immoral outcomes, December 2017*
- No. 110** *Leonie Kühl and Nora Szech: Physical distance and cooperativeness towards strangers, November 2017*
- No. 109** *Deniz Dizdar, Benny Moldovanu and Nora Szech: The multiplier effect in two-sided markets with bilateral investments, November 2017*
- No. 108** *Andranik S. Tangian: Policy representation by the 2017 Bundestag, September 2017*
- No. 107** *Andranik S. Tangian: Policy representation by German parties at the 2017 federal election, September 2017*
- No. 106** *Andranik S. Tangian: Design and results of the third vote experiment during the 2017 election of the Karlsruhe Institute of Technology student parliament, September 2017*