

Soares, Rodrigo R.; Viveiros, Igor

**Working Paper**

## Organization and Information in the Fight against Crime: An Evaluation of the Integration of Police Forces in the State of Minas Gerais, Brazil

Texto para discussão, No. 582

**Provided in Cooperation with:**

Departamento de Economia, Pontifícia Universidade Católica do Rio de Janeiro

*Suggested Citation:* Soares, Rodrigo R.; Viveiros, Igor (2010) : Organization and Information in the Fight against Crime: An Evaluation of the Integration of Police Forces in the State of Minas Gerais, Brazil, Texto para discussão, No. 582, Pontifícia Universidade Católica do Rio de Janeiro (PUC-Rio), Departamento de Economia, Rio de Janeiro

This Version is available at:

<https://hdl.handle.net/10419/176065>

**Standard-Nutzungsbedingungen:**

Die Dokumente auf EconStor dürfen zu eigenen wissenschaftlichen Zwecken und zum Privatgebrauch gespeichert und kopiert werden.

Sie dürfen die Dokumente nicht für öffentliche oder kommerzielle Zwecke vervielfältigen, öffentlich ausstellen, öffentlich zugänglich machen, vertreiben oder anderweitig nutzen.

Sofern die Verfasser die Dokumente unter Open-Content-Lizenzen (insbesondere CC-Lizenzen) zur Verfügung gestellt haben sollten, gelten abweichend von diesen Nutzungsbedingungen die in der dort genannten Lizenz gewährten Nutzungsrechte.

**Terms of use:**

*Documents in EconStor may be saved and copied for your personal and scholarly purposes.*

*You are not to copy documents for public or commercial purposes, to exhibit the documents publicly, to make them publicly available on the internet, or to distribute or otherwise use the documents in public.*

*If the documents have been made available under an Open Content Licence (especially Creative Commons Licences), you may exercise further usage rights as specified in the indicated licence.*

## TEXTO PARA DISCUSSÃO

No. 582

Organization and Information in the  
fight against crime: an evaluation of  
the integration of police forces in the  
State of Minas Gerais, Brazil

Rodrigo R. Soares  
Igor Viveiros



# Organization and Information in the Fight against Crime: An Evaluation of the Integration of Police Forces in the State of Minas Gerais, Brazil<sup>\*</sup>

Rodrigo R. Soares<sup>†</sup>

and

Igor Viveiros<sup>‡</sup>

October 2010

## Abstract

This paper explores the experience of information sharing, coordination, and integration of actions of the Civil and Military Polices in the state of Minas Gerais, Brazil, in the context of the IGESP program. The IGESP is based on the introduction of information management systems and organizational changes akin to those associated with COMPSTAT. All the evidence presented points to a causal effect of the IGESP on crime. The most conservative estimates indicate a reduction of 24% in property crimes and 13% in personal crimes. There is also evidence that the IGESP is associated with improved police response, measured by apprehension of weapons and clearance rates. We present one of the first set of causal estimates – with a clear identification strategy – of the impact of COMPSTAT-like programs. The results suggest that the coordination and informational gains represented by the program may constitute a first-order factor in a successful policy for fighting crime.

*Keywords:* crime, police, Brazil, COMPSTAT, impact evaluation

*JEL codes:* H11, K00, K42

---

<sup>\*</sup> While most of this study was developed, Igor Viveiros was a researcher at Fundação João Pinheiro. The authors gratefully acknowledge the unrestricted support from Fundação João Pinheiro and its president, Afonso Henriques Borges Ferreira, throughout the process. The paper also benefited from the contributions and suggestions from several of its researchers, in particular, Cláudio Santiago, Ricardo Candea de Sá Barreto, Délio Cunha, Rútila Gazzinelli, Sálvio Lemos, Valeska Drummond, Betânia Peixoto Lemos, and Marcus Vinicius Gonçalves da Cruz. The authors also wish to thank the essential help and support provided by the evaluation unit (Estado para Resultados) and the Secretaria de Defesa Social from the state of Minas Gerais, Brazil, especially through Florence Fiuza de Carvalho, Helger Marra Lopes, Eder Sá Alves Campos, and Murillo Marschner Alves de Brito. Contact information: *soares at econ.puc-rio.br* and *igorviveiros at gmail.com*.

<sup>†</sup> Pontifical Catholic University of Rio de Janeiro and IZA

<sup>‡</sup> Federal University of Ouro Preto

## 1. Introduction

Police systems with multiple commands exist in various countries. In some cases, a militarized and uniformed police is responsible for ostensive patrolling while a judiciary police is responsible for investigations (see Bayley, 1985). In Brazil, this system manifests itself in the existence and almost total independence of the Military and Civil Polices (“Polícia Militar” and “Polícia Civil”). These two police forces have different attributions, hierarchical structures, and geographic organizations, maintain separate systems of information, and answer to distinct state agencies. The problems of coordination, information exchange and trust between organizations generated by this dual structure have been identified, both internationally and in the particular case of Brazil, as barriers to the effectiveness and even democratization of police action (on Brazil, see discussion in Beato, 1999, Chesnais, 1999, and Bicudo, 2000; in the international context, see Bayley, 1999). Still, despite the widely held belief that unification of police forces or integration of operations would lead to increased efficacy and reductions in crime and violence, there is no statistically robust evidence supporting this view or estimating the degree of inefficiency generated by the dual system.

This paper explores the experience of information sharing, coordination, and integration of actions of the Civil and Military Polices in the state of Minas Gerais, Brazil, in the context of the Program of Integration and Management in Public Safety (“Programa Integração da Gestão em Segurança Pública,” from now on IGESP). The IGESP was inspired by the COMPSTAT system, implemented originally in New York and later on adopted in slightly modified forms in various cities in the world. The model is based on modern technologies of information monitoring and targeted policing, using a dynamic updating and constant evaluation of strategies and actions by police organizations. Analyzing municipality level data and exploring the staggered process of adoption of the IGESP, we provide what we believe is one the first pieces of causal evidence on the effect of information sharing and integration of dual police forces on crime and police performance. From a broader perspective, the paper also illustrates with an extreme example how public sector productivity may be adversely affected by lack of communication and coordination among state agencies with overlapping or interacting jurisdictions.

Starting in the 1990s, the state of Minas Gerais experienced a seemingly explosive increase in crime. The violent crime rate (per 100,000 inhabitants), for example, increased by 400% in the short interval between 1990 and the early 2000s (from around 100 to above 500). In this context, violence figured as one of the main public policy issues for the government that took office in 2003. The first action of the new government in the area of public safety was the creation of the Secretariat of Social Defense (“Secretaria de Defesa Social”), consolidating the two previously existing Secretariats of Justice and Public Safety (“Secretaria de Justiça” and “Secretaria de Segurança Pública”). The IGESP was then introduced as part of a process of change in state administration that focused on the definition of targets, monitoring and evaluation of the state’s performance in various sectors. In the area of public safety, this idea was put into practice through a policy of integration of the entire system, so that objectives of different actors could be aligned and information exchanged. According to Rocha et al (2008), this strategy was based on two main points: (i) a governance model of joint decision making and integrated actions, and (ii) implementation of an information system allowing data to be shared among the different actors.

In the case of Minas Gerais, the COMPSTAT-like features of the program were coupled with the additional objective of creating a single unit of decision making and action from the two independent bodies of police forces. This implied a redesign of the geographic organization of the two polices and some definition of the authority relationship between their independent hierarchical structures. The IGESP was then implemented at the most disaggregated level within the new geographic organization of the public security system. The program implied the adoption of a unified information system and police management strategies based on the COMPSTAT model, and the institutionalization of periodic meetings between the commands of the Civil and Military Polices (together with other agents of the public security and justice systems, such as district attorneys, municipal secretariats of public safety, etc.).

The encompassing package of changes represented by the IGESP brings in several new elements to police management in Brazil. We do not have adequate data, and do not believe that there is enough independent variation along these various dimensions, to analyze the separate effect of each one. So we choose to analyze the overall impact of the implementation

of the IGESP. The program was initially adopted by the state capital (Belo Horizonte) in 2005 as a pilot project, and then subsequently expanded to encompass 56 municipalities by 2008. We use data between 2000 and 2008 on the universe of municipalities in Minas Gerais (853) and, exploiting the staggered process of program expansion, apply a difference-in-difference strategy to identify the effects of the IGESP on crime rates and police performance. Our most conservative estimates suggest that implementation of the IGESP reduced property crimes by 24% and personal crimes by 13%. There is also some evidence of reduction in homicide rates after one year of program implementation, but this effect seems to be strongly associated with the experience of the state capital. Robustness exercises suggest that the main results are not related to other policies implemented at the municipality level, to changes in socioeconomic conditions, or to pre-existing differential trends in violence. All the evidence supports the idea of a causal impact of the IGESP on crime rates. In addition, we present evidence that implementation was associated with improved police performance, through increased apprehension of weapons, increased clearance rates, and increased fraction of arrests originating from investigations (reduction in the fraction of arrests *in flagrante delicto*).

Another initiative of integration of Civil and Military Polices took place in the Brazilian state of Ceará in the early 1990s (see Brazil and Abreu, 2002). But the experience of Minas Gerais retains particular importance, given the depth of the change implemented, its persistency through time, and its consistent geographic expansion. Case studies and qualitative analyses of the experiences of both Ceará and Minas Gerais support the success of the strategy in reducing crime and increasing police efficiency (see, for example, Brasil and Abreu, 2002, and Beato et al, 2007). Still, there are no econometrically sound analyses of the impact of these programs currently available.

To our knowledge, there is also no empirical literature on the integration of dual police systems or on similar types of public sector reorganizations, be it in other countries or in other areas outside the scope of public security. The literature most closely related to this paper is probably that on the impact of the COMPSTAT system. The information and management tools implicit in the COMPSTAT, and the reorganization of operations implied by them, are closely related to the technological and organizational change represented by the IGESP. There are

numerous papers describing the process of expansion of the COMPSTAT system in the US, its logic and potential limitations (Walsh, 2001, Brown and Brudney, 2003, and Weisburd et al, 2003). There are also various case studies and time series analyses on the impact of the COMPSTAT in specific contexts (for example, Manning, 2001, Willis et al, 2003, and Rosenfeld et al, 2005). But, again, there is virtually no study with a sound identification strategy and using a representative sample.

The only exception is Garicano and Heaton (2010), who are interested in the impact of information technologies on organization and productivity. They use a large sample of US police departments from a law enforcement survey and estimate, in a panel context, the impact of information technologies and what they define as “modern policing” techniques. The results indicate that information technology investments, when linked to particular organizational and management practices similar to those associated with COMPSTAT, tend to increase police productivity. Still, due to data limitations, they can only conduct explicit analyses of the impact of COMPTSAT in a single cross-section.

From this perspective, our paper can also be seen as a contribution to the literature on the evaluation of COMPSTAT-like programs. Differently from other papers on the topic, we use a panel and adopt the typical strategy from the impact evaluation literature. We use data on the universe of affected municipalities and explore a singular episode of centralized decision on program implementation and expansion, which warrants some degree of exogeneity in adoption. We have a clear identification assumption and test its validity in the data. And, finally, we find robust evidence on the effect of COMPSTAT-like interventions on crime and police performance, though in our context these responses are likely to be magnified by the dual police structure that existed previously.

The remainder of the paper is organized as follows. Section 2 describes the institutional background of police organization in Brazil and discusses the main features of the IGESP. Section 3 describes the data used in our empirical exercise. Section 4 discusses the empirical strategy and its limitations. Section 5 presents our main results and robustness tests. Lastly, section 6 concludes the paper.

## **2. The Program of Integration and Management in Public Safety (IGESP)**

The integration of operations and actions of the Civil and Military Polices in the state of Minas Gerais took place within the Program of Integration and Management in Public Safety (“Programa Integração da Gestão em Segurança Pública” – IGESP). The main goals of the program are to allow the free and immediate flow of information between the two police forces and the coordination of integrated planning (see Beato et al, 2007).

In an unprecedented example in Brazil, the methodology was developed by the Centre for Studies of Criminality and Public Safety of the Federal University of Minas Gerais (“Centro de Estudos de Criminalidade e Segurança Pública da Universidade Federal de Minas Gerais” – CRISP/UFGM), in close cooperation with the Military Police and the state administration. The program was largely inspired by the experience of the COMPSTAT in New York, and its subsequent adaptation to the Colombian city of Bogotá. The model is based on modern technologies of information monitoring and targeted policing, using a dynamic updating and constant evaluation of strategies and actions by the police organizations. More specifically, the IGESP targets: (i) consolidation and systematization of data and intelligence information gathered by different agents within the state public safety community, generating a common and updated database shared among the different parties; and (ii) coordination of strategic actions involving the various parties.

An important part of the consolidation of information was the implementation of the Integrated Information System of Social Defense (“Sistema Integrado de Informações de Defesa Social” – SIDS), responsible for the sharing of information across the Military and Civil Polices, the judiciary, the public defensory, and the penitentiary system. The SIDS was a precondition to the implementation of the IGESP, and it was instituted officially on April 2004 (State Decree #43.778, April 12, 2004). Operationally, the SIDS allows the unified management of information, be it related to police investigations, crime registries, judicial prosecutions, or enforcement of criminal court orders.

The coordination of actions and information sharing within the IGESP takes place through strategic meetings involving police forces and other authorities, to be explained in detail later on. In short, the meetings are supposed to lead to a deeper understanding of the



criminal phenomenon, through discussions focused on the identification of hot-spots, key individuals in the local crime, and potential underlying causes for changes in the local dynamics of crime and violence.

The team of researchers that worked with the police in the design of the IGESP identifies the following points as its main goals (Beato et al, 2007): (i) to promote interaction and integration of the Civil and Military Polices; (ii) to allow the exchange of information in the area of public safety; (iii) to give agility to police procedures and actions; (iv) to improve the performance of police activities; (v) to monitor the behavior of criminal activity; (vi) to promote the engagement of the community in the fight against crime; (vii) to focus police actions on high-risk areas; and (viii) to decentralize the strategic decisions in the fight against crime.

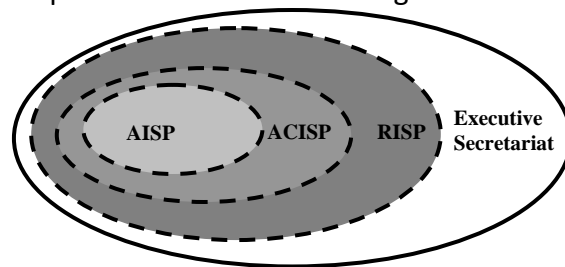
A very important step in this process was the definition of geographic areas of action common to the two police forces. Prior to the IGESP, the Civil and Military Polices had different, non-overlapping, geographic organizations, so that actual and recurrent coordination of actions was made very difficult. This change was achieved through the definition of integrated areas, constituting a pre-determined geographic region subject to the joint action of specific units of each police force.

This geographic division took into consideration socioeconomic, cultural, and criminal characteristics of the areas, but the major concern was to make it compatible with the different hierarchies of the Civil and Military Polices and the chain of command. Therefore, the entire state area was divided into subsequently smaller sets, each corresponding to a different level of decision within the state public safety system: (i) the state was divided into Integrated Regions of Public Safety (“Regiões Integradas de Segurança Pública” – RISP’s), each one with a regional command of the Military Police and a department of the Civil Police; (ii) these were then subdivided into Areas of Coordinated Integration in Public Safety (“Áreas de Coordenação Integrada de Segurança Pública” – ACISP’s), corresponding to a regional station of the Civil Police (“Delegacia Regional”) and a battalion of the Military Police; and (iii) these were then finally subdivided into the smallest units, the Integrated Areas of Public Safety (“Áreas Integrada de Segurança Pública” – AISP’s), defining the areas of action of a police station of the

Civil Police (“Delegacia”) and a company of the Military Police. The actual implementation of the IGESP took place at the most disaggregated level, the AISP.

The first RISP was the pilot project developed in the capital Belo Horizonte in 2005, immediately before the implementation of the IGESP. Following, other RISP’s were designed in the metropolitan area of the capital (Contagem and Vespasiano) and Uberaba. In the following years, other RISP’s were created, with headquarters in the municipalities of Uberlândia and Montes Claros, until the entire state was subdivided into 16 RISP’s in 2008.<sup>1</sup> Appendix Table A.2.1 lists the different RISP’s and gives some basic characteristics of the areas.

Figure 1: Representation of the Administrative Relationship of the Different Spheres in the Areas of Integrated Action



The coordination of the entire system of integrated areas is responsibility of the Executive Secretariat, composed by members of the State Secretariat of Social Defense (“Secretaria de Estado da Defesa Social” – SEDS) and representatives of the Civil and Military Polices. This Executive Secretariat coordinates the actions of the different agents across all levels of the integrated areas. This administrative structure and the hierarchical relationships implied by it are illustrated in Figure 1. The specific responsibilities and authority of each of these spheres in the decision making process can be summarized as follows.

*Executive Secretariat* – It is responsible for monitoring the actions of the RISP’s, ACISP’s, and AISP’s, and for the overall behavior of crime and the performance of the police forces in the state. It is responsible for the expansion and implementation of the IGESP in Minas Gerais,

<sup>1</sup> Despite the fact that the implementation of the design of integrated areas started taking place in 2003, it was actually made official through state regulation only in early 2008 (Joint Resolution #51, February 15, 2008). For our purposes, the relevant aspect is the actual implementation of the project. In 2010, there was a reorganization of some of the RISP’s, so that the total number increased from 16 to 18 (two new RISP’s were created with municipalities that belonged originally to the 6<sup>th</sup> and 7<sup>th</sup> RISP’s). In our sample period, the original organization with 16 RISP’s remains the relevant one.

and for maintaining the information flow between the Civil and Military Polices and managing the crime data in the state. It also trains the manpower responsible for the actual implementation of the IGESP in a given AISP.

*Integrated Region of Public Safety (RISP)* – It is responsible for the strategic planning of its ACISP's and AISP's. This planning encompasses information exchange and strategies for fighting crime based on coordination of actions between Civil and Military Polices. The RISP promotes meetings for monitoring and evaluation of joint actions, establishes timelines for the meetings that are to take place at the ACISP's and AISP's levels, and produces yearly evaluation reports. Within a RISP, there exists a Group of Evaluation and Support (or Regional Executive Secretariat), which is responsible for the continuous evaluation of the IGESP, as well as for the provision of support and advice for the ACISP's and AISP's. This group is also responsible for the organization and record keeping of the strategic meetings promoted by the RISP.

*Integrated Area of Coordination of Public Safety (ACISP)* – It is responsible for the tactic planning of the AISP's, through constant monitoring of the material conditions and performance of the joint actions of the Civil and Military Polices. It contains a group of support of the integration process, which is responsible for taking the demands of each AISP to the RISP, as well as for managing the implementation of the IGESP on the ground and for the confection of its evaluation reports.<sup>2</sup>

*Integrated Area of Public Safety (AISP)* – It is the geographic unit where the IGESP is actually implemented. It is responsible for the operational planning, promoting the dialogue between Civil and Military Polices on a routinely basis. It discusses and analyzes the goals and actions determined at the meetings taking place at higher levels (RISP and ACISP). It contains a group of data analysis, responsible for feeding, receiving and extracting data from the information system of the Civil and Military Polices. With this information in hand, the data analysis group generates the indicators that will guide the actions at the AISP level. The group

---

<sup>2</sup> Up to 2008, the state of Minas Gerais had 31 operational ACISP's, responsible for 123 AISP's, in 56 municipalities. Of the existing AISP's and of those planned for the future, some encompass more than one municipality, while others are smaller than a single municipality (depending on the size of the municipality). In principle, there is not a one-to-one match between municipalities and AISP's. But, as a matter of fact, all AISP's implemented up to now do not incorporate more than one municipality and, in cases where the same municipality has more than one operating AISP, all of them were implemented in the same year. So, for the purpose of our empirical exercise, we keep the municipality as the unit of analysis.

also organizes weekly meetings between Civil and Military Polices, where the specific goals and actions to be implemented at each moment in time are determined.

Having laid down the geographic reorganization that was introduced to allow the implementation of the IGESP and the hierarchical structure implied by it, we now turn to the specificities of the program itself. The main goal of the IGESP is the promotion of dialogue among the state agencies in the area of public safety. This is most clearly materialized in the integration of planning and actions between Civil and Military Polices, but it is not restricted to it. In higher level meetings, it includes coordination with the judiciary, public defensory, and the penitentiary system. The final goal of this coordination is to allow the development of more effective policies and actions in the fight against crime.

On the information side, the objective is to produce, gather, and systematize intelligence information, precise and up to date, available for immediate use by public safety personnel. This information is passed along to police forces through the strategic meetings, allowing for a better understanding of the criminal phenomenon, based on the precise location of critical points and identification of likely proximate causes. With this information in hand, police forces are better equipped to design tactics and strategies to fight crime, with fast, synchronized, and focused allocation of resources.

On the organizational side, a key role is played by the weekly meetings taking place at the AISP (most disaggregated) level. In these meetings, managers and operational personnel from both Civil and Military Polices exchange experiences, share information, and discuss potential solutions. Typically, the meetings also present the crime statistics, focusing on the main types of occurrences and the most violent areas. On a monthly basis, there are also broader meetings, including district representatives from the Civil Police and battalion commanders from the Military Police, focused on advising and support of the actions being taken at the AISP level.

The weekly AISP meetings are registered in a report, referred to as DOGESP,<sup>3</sup> which describes the criminal incidents in the area, the activities and operations undertaken for fighting crime, the mechanisms used in the integration of police and community, and the eventual problems identified in the quality of police work. In addition, the report establishes goals to be evaluated in future meetings and to be presented at the higher level meeting taking place monthly. In relation to the monthly meetings, according to Beato et al (2007, p.5, translated by the authors):

*“In these meetings, the main problems and occurrences identified in the weekly working meetings are presented, as well as the actions planned and/or implemented by the AISP and their effectiveness in crime prevention and control. Representatives from the Civil and Military Polices, the public defensory, the penitentiary system, and the State Secretariat of Social Defense are present, together with a meeting facilitator responsible for handling and directing the discussion, recapping discussions from previous meetings, and raising questions about practical issues and actions.(...) Questions may be raised as to the potential crime generating factors in a given area, the personal characteristics of victims and their behavior, the motivation of the aggressors and their characteristics, the reasons why a certain strategy worked while another did not, the progress achieved, the resources used, and, finally, the plans for action and what is intended as next steps.”*

Descriptive analyses have identified the IGESP as a potentially important factor in the recent reduction in crime rates in Minas Gerais. Beato et al (2007), for example, notice that violent crimes in the state capital (Belo Horizonte) were reduced by 17% after 8 months of the introduction of the IGESP. In the municipality of Montes Claros, the Secretariat of Social Defense identified a reduction of 45% in crime rates in a similar time interval following implementation. By 2009, given the positive perception on the impact of the IGESP, the state administration intended to accelerate the process of expansion of the program.

---

<sup>3</sup> DOGESP is an acronym for the Portuguese expression for Diagnosis Oriented for the Management and Solution of Problems (“Diagnóstico Orientado para a Gestão e Solução de Problemas”). It is a document filled out during the meeting, registering that a meeting took place and identifying the problems faced in a given AISP. Based on this standardized report, new solutions and strategies are proposed.

### 3. Data

The evaluation of the impact of the IGESP is conducted with yearly municipality data covering the period from 2000 to 2008. The data was obtained from the Military Police of the State of Minas Gerais, the State Secretariat of Social Defense, the “Fundação João Pinheiro” (roughly equivalent to the state statistical and evaluation agency), and the “Instituto Brasileiro de Geografia e Estatística” (the Brazilian Census Bureau). These include variables related to the implementation of the IGESP, outcomes, and controls. We discuss the role played by each variable in the next section. They can be broadly classified into the following groups:

- number of crimes: number of homicides, number of violent crimes against the person, number of violent crimes against property (original source: Military Police of the State of Minas Gerais);
- presence of the IGESP: *dummy* variable indicating whether a municipality is covered by the program in a given year (original source: State Secretariat of Public Defense);
- police related information: number of personnel in the Military Police, number of personnel in the Civil Police, number of cars in the Military Police (original source: Military Police of the State of Minas Gerais and State Secretariat of Public Defense);
- presence of other public safety programs: *dummy* variables indicating the presence of various concurrent programs (“Fica Vivo,” “Olho Vivo,” and Municipal Civil Guard)<sup>4</sup> in a municipality in a given year (original source: State Secretariat of Public Defense);
- police outcomes: number of apprehension of firearms and other weapons, arrests and arrests *in flagrante delicto* (original source: Military Police of the State of Minas Gerais); and

---

<sup>4</sup> “Fica Vivo” is a program focused on particularly violent and economically fragile areas within a municipality, mixing police presence and social actions. “Olho Vivo” is a program that supports the installation of digital cameras in key hot-spots within a municipality. The Municipal Civil Guard is an unarmed force supported by the municipality, responsible for ostensive policing.

- municipality characteristics: population, GDP per capita, and enrollment rates in the public school system (original sources: “Fundação João Pinheiro” and “Instituto Brasileiro de Geografia e Estatística”).

We concentrate on homicides, violent crimes against property, and violent crimes against the person because reporting rates are thought to be higher for these categories (as compared to thefts and other non-violent crimes, for example). The choice of control variables, on its turn, was guided by the main concerns in our empirical exercise. Variables related to number of crimes and other police actions (weapon apprehensions and arrests) are used as outcome variables that may be affected by the introduction of the IGESP. Variables related to municipality characteristics and presence of other public safety programs are used as controls for changes that may be happening simultaneously to the introduction of the IGESP. Finally, variables related to police personnel and resources try to isolate the organizational and informational aspect of the IGESP, given the possibility that program implementation may be accompanied by other concurrent changes in allocation of resources and investments. All these concerns are discussed in detail in the next section, when we outline our empirical strategy.

Figure 2 presents the evolution of the different types of crime (measured as rates per 100,000 inhabitants and referred to simply as homicides, crimes against the person, and crimes against property) for municipalities that received the IGESP in a given year and for municipalities that had not received the IGESP up to 2008. To inform our later discussion and to give an idea of the crime dynamics in the state, we present the data organized by the year in which a municipality entered the program. As the data have municipalities entering the IGESP in every year between 2005 and 2008, this strategy generates five groups: municipalities that did not receive the IGESP up to 2008, those that received the IGESP in 2005, those that received it in 2006, and so on, up to 2008. For each municipality that received the IGESP, a point indicates the first year of implementation.

Figure 2: Evolution of Crime Rates by Date of Entry into IGESP – Municipalities in Minas Gerais – 2000-2008 (averages weighted by population)

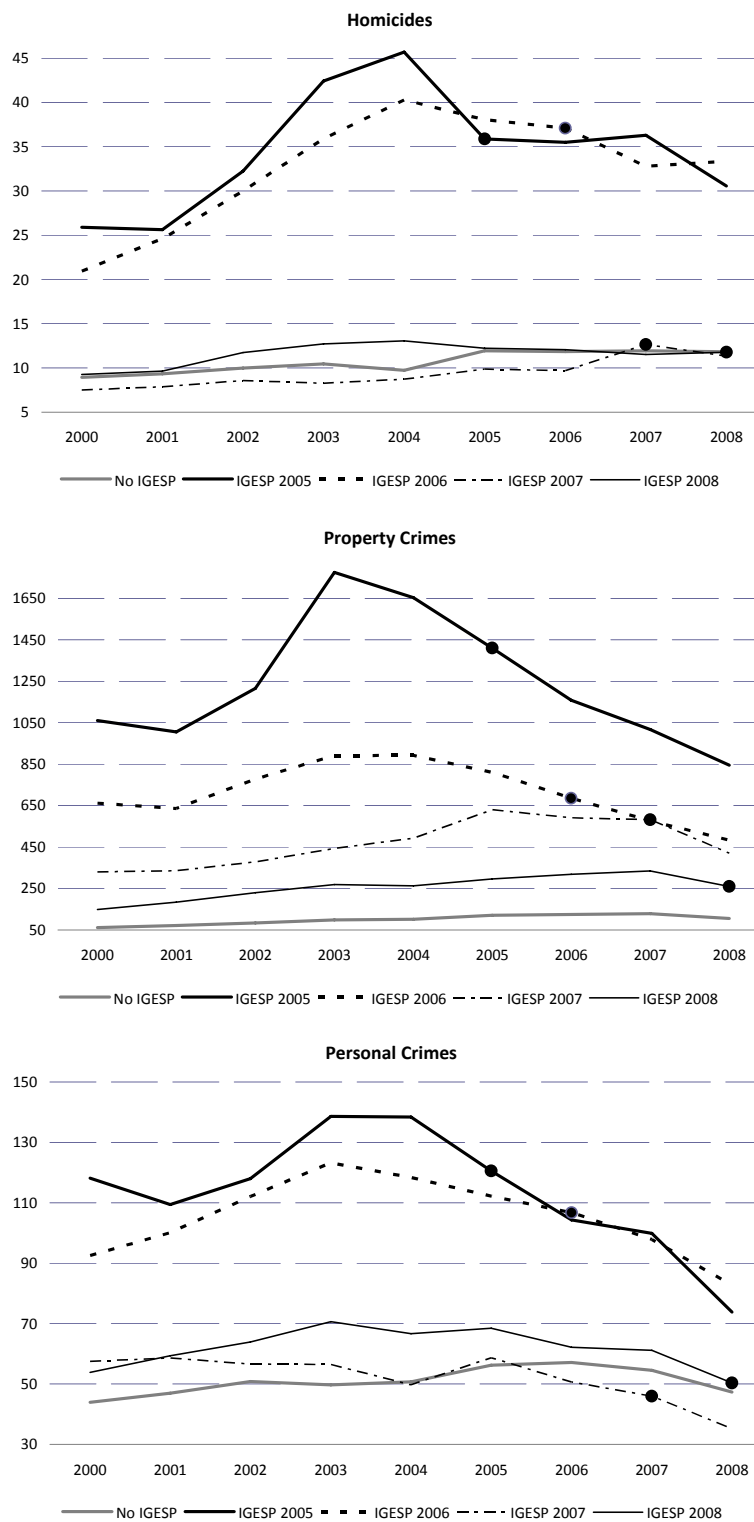




Table 1 presents the same crime rates from Figure 2, but simply organized by municipalities that received the IGESP before 2008 and municipalities that did not. The table also presents data on population and gdp per capita. It highlights one of the main concerns in our empirical approach: municipalities that received the IGESP tend to be different from those that did not. Municipalities that received the IGESP were usually more violent than other municipalities, as well as larger and wealthier. In relation to crime rates, Figure 2 reveals that this was particularly true in the first places where the program was implemented, but became less so as the program expanded. In any case, our main worry is that these municipalities with higher levels of violence may also be intrinsically different and, because of that, may naturally have distinct dynamics of crime.

Table 1: Descriptive Statistics – Evolution of Crime Rates (per 100.000 inhabitants), by Year of IGESP Implementation – Municipalities in Minas Gerais, 2000-2008

year	Municipalities with IGESP in 2008 [N = 56]					Municipalities without IGESP in 2008 [N = 797]				
	homic	prop	person	pop	gdp p.c.	homic	prop	person	pop	gdp p.c.
2000	18.5	650.5	88.8	128,258	8,185	8.9	61.2	44.0	12,936	4,596
2001	20.1	632.1	90.3	134,544	9,138	9.3	71.7	46.9	13,291	4,951
2002	24.6	764.2	98.1	136,842	9,923	10.0	83.9	50.8	13,401	5,855
2003	30.1	991.2	109.7	139,162	11,881	10.5	98.3	49.7	13,501	7,261
2004	33.0	959.4	106.0	144,030	12,567	9.7	101.0	50.7	13,711	8,022
2005	29.3	879.8	100.0	146,724	13,407	12.0	121.7	56.2	13,828	8,685
2006	28.8	752.5	90.9	149,398	14,627	11.9	125.2	57.1	13,944	9,127
2007	27.6	667.4	85.2	152,009	15,604	11.9	128.8	54.5	14,058	10,465
2008	26.0	544.1	68.1	151,942	19,875	11.8	105.3	47.3	14,230	12,892

Obs: Crimes rates per 100.000 inhabitants. The crimes are homicide, property crimes, and personal crimes. Group averages weighted by municipality population (for crime rates and gdp per capita).

Figure 2 suggests that there is some time series correlation between the introduction of the IGESP and reductions in crime rates. In some cases, the first year of implementation is clearly associated with lower crime rates, while in others it seems that there might have been some previous reduction in crime that was intensified by entry into the program. In any case, various other changes were taking place in these municipalities during this period, so Figure 2 should be taken simply as an illustration of the potential effect of the IGESP and the challenges implicit in our empirical exercise.

## 4. Empirical Strategy

The impact evaluation of the IGESP concentrates on the outcomes most likely to be affected by the program and for which we have data. Our main interest lies in the incidence of crime and, therefore, our key variables are crime rates (homicides, property crimes, and personal crimes) per 100,000 inhabitants (transformed by the natural logarithm).<sup>5</sup> In robustness exercises, we also try other alternative functional forms for the estimating equation. Following, we evaluate the impact on the response of the public safety apparatus to given levels of crime: apprehension of weapons (firearms and other weapons), arrests, and arrests *in flagrante delicto*, all normalized by the total number of registered crimes (and also transformed by the  $\ln$ ). The rate of arrests per number of crimes is referred to, from now on, as clearance rate.

The main empirical concerns in our impact evaluation exercise derive from the fact that the implementation of the IGESP did not take place within a controlled environment, subject to adequate sampling design and randomization of the intervention. Therefore, our empirical approach makes use of the strategies typically applied in the so-called quasi-natural experiment literature. Specifically, we exploit the timing of implementation of the program in a certain area, and the evolution of the variables of interest before and after implementation, to estimate the impact of the program. Our specification trusts on this difference-in-difference strategy and compares municipalities receiving the IGESP to those that did not receive it, before and after the intervention, and controlling for other confounding factors at the municipality level. Our benchmark specification is the following:

$$Outcome_{mt} = \alpha + \beta \cdot IGESP_{mt} + \gamma \cdot X_{mt} + \vartheta_m + \mu_t + \varepsilon_{mt}, \quad (1)$$

---

<sup>5</sup> Various municipalities in the sample are small, therefore with large variance in crime rates, and so there is a substantial number of zeros in the variable measuring number of crimes per 100,000 inhabitants. As the natural logarithm is not defined in zero, we substitute the  $\ln$  for crime rates below one by zero (we substitute all negative or non-defined values of the  $\ln$  by zero). In fact, there are very few observations of crime rates between zero and one (only two observations for the homicide rate, and none for the other crimes), so the relevant substitution is that of the non-defined logarithms by the value zero. If we were dealing with variables with very low means, this substitution might create a distortion in terms of estimated quantitative effects. But our crime rates have quite high means, so this does not seem to be a problem (conditional on positive crime rates, the average rates are 21 for homicides, 87 for property crimes, and 60 for personal crimes).

where  $Outcome_{mt}$  indicates some variable of interest (crime rates, clearance rates or weapon apprehension rates) for municipality  $m$  in year  $t$ ;  $IGESP_{mt}$  is a dummy variable assuming value 1 if municipality  $m$  in year  $t$  is covered by the program;  $X_{mt}$  is a vector of municipality characteristics;  $\vartheta_m$  is a municipality fixed-effect;  $\mu_t$  is a year fixed-effect;  $\varepsilon_{mt}$  is a random term; and  $\alpha$ ,  $\beta$ , and  $\gamma$  are parameters. Under the usual assumptions,  $E[\varepsilon_{mt} | IGESp_{mt}, X_{mt}, \vartheta_m, \mu_t] = 0$ , and OLS estimation of the equation above provides an unbiased estimate of  $\beta$ . The source of variation used to identify the effect of the program is the distinct timing of implementation across municipalities, and the comparison of municipalities that received the program with those that never received it. In this hypothetical setting, the random term  $\varepsilon_{mt}$  is not correlated with the independent variables, so OLS estimates of  $\beta$  indeed provide the parameter of interest: the causal impact of program adoption ( $IGESP_{mt} = 1$ ) on  $Outcome_{mt}$ .

In the context of the IGESP, there are two main potential problems in the use of this strategy: omitted variables and dynamic endogeneity (similar concerns are expressed by Biderman et al, 2010 when conducting an impact evaluation of another crime related policy). Regarding omitted variables, it may be the case that municipalities that received the program also received more resources in the area of public safety, or adopted other social and security policies. This might be expected if good local governments adopt good policies in various different areas simultaneously. Assuming that the IGESP is indeed a good policy, this would mean that municipalities receiving the IGESP would also have adopted other effective policies, so that the effect of the program would be confounded with that of other changes taking place at the same time. This concern is lessened by the fact that police forces in Brazil are under state level control, so that actual implementation is not decided at the local level. Still, it might be the case that good local governments would pressure the state government for implementation of the IGESP, and then the same type of issue would arise.

Therefore, we include as controls in the regression above ( $X_{mt}$ ) a series of variables related to allocation of resources to public safety, adoption of other local programs in the public safety area, and municipality characteristics associated with economic performance and social policy. These can be classified into three groups: (i) police resources (Civil and Military

Police personnel and number of cars used by the Military Police); (ii) other local programs in the public safety area (*dummy* variables indicating the presence of a Municipal Civil Guard, and of the “Fica Vivo” and “Olho Vivo” programs); and (iii) socioeconomic characteristics (gdp per capita and enrollment rates in public schools).

The second potential problem is that implementation of the IGESP itself may have responded to criminality conditions within a municipality, and therefore the treatment variable may be endogenous. The use of municipality fixed-effects partly helps to deal with this problem, given that systematic time-invariant differences across municipalities are controlled for. But it does not solve it entirely, since the possibility of endogeneity persists in its dynamic version: (i) the timing of program adoption may depend on the past evolution of a variable of interest, such as when the program is implemented in areas that received particularly bad shocks in crime rates; and (ii) initial conditions associated with program adoption may also be associated with a particular evolution of the dependent variable, such as when there is convergence in crime rates over time and areas with initially worse conditions are more likely to receive the program (see, for example, the discussion in Galiani et al, 2005).

We use three strategies to deal with this potential problem. First, we add to the initial specification linear trends at the municipality level, which eliminate concerns related to convergence in crime rates or, more generally, differential trends across locations. In this specification, the treatment variable would capture whether there was a shift in the municipality specific crime trend when the program was implemented. Second, we assess whether there is evidence of pre-existing trends in periods immediately before program implementation. If the program is just capturing some dynamic dimension of the behavior of crime not modeled explicitly in equation 1, this would also be likely to show up as a systematic change in the years immediately before program adoption.

Finally, as an initial assessment of how serious the issue of dynamic endogeneity may be, we follow Galiani et al (2005) and Biderman et al (2010) and conduct a hazard estimation of the probability that a given municipality joins the program. Specifically, our dependent variable indicates the presence of the IGESP in a municipality. As soon as municipalities join the program, they leave the sample. So we estimate the effect of municipalities’ characteristics on

the probability of joining the program. Our main interest is on how this probability is related to fixed municipality characteristics and to changes in endogenous variables. Therefore, our hazard estimation evaluates the probability that a municipality joins the IGESP as a function of shocks to criminality (differences in crime rates in previous years), changes in other dimensions of public security policy, and a set of variables indicating initial conditions. The specific modeling strategy in our hazard estimation is explained and discussed in detail in Appendix A.1.

The results show that logistic and administrative considerations were the dominant factors determining IGESP implementation. The state government pushed the program outward from the state capital in a radial fashion. At the same time, municipalities receiving the program first were those that housed headquarters of ACISP's (those that had a regional station of the Civil Police and a battalion of the Military Police), since integration at the higher levels of the hierarchical structure was a necessary condition for integration at the lower levels. Therefore, in the estimation, distance to the state capital and presence of Civil Police regional stations and Military Police battalions are by far the most important determinants of IGESP implementation. Past shocks to dependent variables appear as statistically significant at the 10% level in only 1 out of 18 estimated coefficients, and even in this case with a very modest quantitative effect. Initial levels of property crimes do seem to be systematically related to program adoption (positively), but this does not constitute a problem since initial conditions are controlled for by the fixed effects in the difference-in-difference strategy.

In short, adoption of the IGESP is not significantly affected by past shocks to crime. So the dynamic issue of decision of adoption being driven by changes in dependent variables does not seem to be a serious concern. The fact that program implementation was decided in a centralized fashion at the state level, and took into account administrative and logistic considerations, seems to guarantee some degree of exogeneity. Still, we do address directly the issue of differential trends and pre-existing trends in our robustness exercises. We refer the reader particularly interested in the process of IGESP adoption to Appendix A.1, where our hazard function estimation and the results are discussed in detail.

There are some remaining methodological issues that we deal with in our estimation: (i) as the variance of crime rates is directly related to population size (homicides, for example, are

rare events in small cities), we weight all regressions by population size; (ii) as the difference-in-difference strategy may lead to underestimation of standard errors due to autocorrelation in the residuals, we cluster standard errors at the municipality level, allowing for an arbitrary structure of correlation within municipalities over time (as suggested by Bertrand et al, 2004); and (iii) as the effect of the IGESP may take time to manifest itself (establishment of trust between the parties, development and learning of the new technologies of coordination, etc.), we evaluate whether the treatment effect is heterogeneous over time.

Finally, as mentioned before, a traditional concern in the crime literature is the problem of underreporting in official crime data (see Soares, 2004a and 2004b). Only a fraction of crimes is typically reported to the police, and the reporting rate is related to institutional development, police presence, type of crime, etc. Our choice of the types of crimes to be analyzed already takes into account this concern (reporting rates for homicides and violent crimes are thought to be typically higher than for thefts and other petty crimes; see Soares, 2004a and 2004b). Also, we use municipality fixed-effects, so that any systematic difference in reporting rates across locations is controlled for. Since we look at a more or less homogeneous region over a relatively short period of time, variations in reporting rates are likely to be small. In any case, to the extent that the IGESP increases the effectiveness of the public safety system, we should expect reporting rates to increase, so that, if anything, our estimates of the effect of the program on crime rates would be biased towards positive values. Any remaining concern is ultimately eliminated by the use of municipality-specific linear trends in some of our robustness exercises, which take care of differential behavior in reporting rates across locations.

## **5. Results**

### **5.1. Benchmark Specification**

Table 2 presents our benchmark results, with the basic specification from equation 1 without the inclusion of any control variable. The results indicate a negative and statistically significant relationship between the timing of implementation of the IGESP and property and personal crimes, and a negative but non-significant relationship between program implementation and homicide rates. As the dependent variables are in logarithmic form, the

coefficients can be interpreted as semi-elasticities, or the proportional effect of one unit change in the independent variable. The point estimates would therefore imply that IGESP implementation is significantly related to reductions of 53% in the incidence of property crimes and 20% in the incidence of personal crimes.

But it is possible that the effect of the IGESP is heterogeneous as time passes, and this may be partly responsible for the non-significant coefficient in the homicide regression. This may be the case due to the establishment of trust among the state agencies involved in the coordination and integration efforts, and to the development of more adequate and efficient operational procedures as different parties learn about the new system. To assess this possibility, Table 3 presents the results of regressions identical to those from Table 2, but for the fact that the coefficient on the treatment variable is allowed to vary according to the time of exposure to the IGESP. We include three treatment variables: the first indicating whether the municipality is covered by the program in the current year, the second indicating whether the municipality was already covered by the program in the previous year ( $IGESP_{t-1}$ ), and the third indicating whether the municipality had already been in the program for at least two years ( $IGESP_{t-2}$ ).

Table 2: Benchmark Specification – Effect of IGESP on Crime Rates (ln), Difference-in-difference (OLS) – Municipalities in Minas Gerais, 2000-2008

Vars.	(1) homicides	(2) property	(3) personal
igesp	-0.0426 [0.0586]	-0.531*** [0.0534]	-0.197*** [0.0366]
const	2.094*** [0.0345]	4.548*** [0.0310]	3.815*** [0.0247]
Obs	7677	7677	7677
R <sup>2</sup>	0.661	0.867	0.668

Obs.: Robust standard-errors in brackets (clustering at municipality); \*\*\* p<0.01, \*\* p<0.05, \* p<0.1. Dependent variables are ln of crime rates (per 100,000 inhabitants). All regressions include municipality and year dummies, and are weighted by municipality population. 853 municipalities.

The results indicate that there seems to be some heterogeneity in the effect of the program over time, particularly so for the case of homicides. For personal crimes, the results are very similar to those from Table 2, and most of the effect is concentrated on the first year of program implementation. In the case of property crimes, most of the effect is still concentrated on the first year of program implementation, though there are also significant lagged effects. Still, in this case, the aggregate effect over time is very close to that presented in Table 2: Table 3 suggests that roughly 60% of the effect estimated previously is due to the simultaneous impact, while 40% comes from the increased impact over time.

For homicides, where the effect of the IGESP did not appear as significant in Table 2, the strongest effect appears in the first lag, or the year after the initial implementation of the program. As in the case of property crimes, column 2 suggests that the effect of the program on homicides also tends to increase over time, since the coefficient on  $IGESP_{t-2}$  is negative and statistically significant. This result seems reasonable, since the determinants of homicides are more complex in nature and, therefore, should not respond immediately. This would be the case, for example, if more investigative effort were required to reduce homicide rates.

Table 3: Lagged Impacts – Effect of IGESP on Crime Rates (ln), Difference-in-difference (OLS) – Municipalities in Minas Gerais, 2000-2008

Vars.	(1) homicide	(2) homicide	(3) property	(4) property	(5) personal	(6) personal
igesp	-0.0118 [0.0586]	-0.0394 [0.0678]	-0.332*** [0.0560]	-0.330*** [0.0536]	-0.140*** [0.0392]	-0.147*** [0.0396]
igesp <sub>t-1</sub>	-0.121*** [0.0370]	-0.0948** [0.0449]	-0.289*** [0.0452]	-0.211*** [0.0339]	-0.0842 [0.0609]	-0.0704 [0.0519]
igesp <sub>t-2</sub>		-0.0911* [0.0548]		-0.170*** [0.0484]		-0.0434 [0.0348]
const	2.143*** [0.0367]	2.263*** [0.0315]	4.671*** [0.0254]	4.871*** [0.0279]	3.884*** [0.0200]	3.962*** [0.0185]
Obs	6824	5971	6824	5971	6824	5971
R <sup>2</sup>	0.678	0.696	0.871	0.876	0.677	0.690

Obs.: Robust standard-errors in brackets (clustering at municipality); \*\*\* p<0.01, \*\* p<0.05, \* p<0.1. Dependent variables are ln of crime rates (per 100,000 inhabitants). All regressions include municipality and year dummies, and are weighted by municipality population. 853 municipalities.



The results discussed up to now suggest that the effect of the IGESP is stronger for property crimes. This has been the standard in most of the crime literature, also in the context of other interventions: economically motivated crimes tend to respond more to programs targeted at crime prevention and control. For these crimes, it is more likely that criminals make a rational cost-benefit analysis of potential gains involved in a certain action. According to this logic, crimes with a more personal and emotional character, that typically constitute a large fraction of homicides and personal crimes, are likely to be less responsive in the short-run to improvements in police action. The pattern of results obtained, therefore, is consistent with what should be expected from the technology of intervention represented by the IGESP.

In light of the results from Tables 2 and 3, but trying to keep the specifications as simple as possible and not to lose time-series variation when not strictly necessary, we use the first lag of the IGESP (whether the municipality already had the program in the previous year) as the treatment variable for the case of homicides. For property and personal crimes, we keep the simultaneous presence of the IGESP as the treatment variable.

The main problem with the previous results is that municipalities that receive the IGESP may be different from those that do not. Therefore, in Table 4, we include in the benchmark specification the municipal controls discussed in the previous section. The central issue tackled in the table is whether municipalities that received the IGESP were also experiencing other relevant changes simultaneously to the introduction of the program. There are at least three circumstances in which this would seem reasonable and even expected. First, the IGESP may bring with it other changes in the area of public safety, particularly changes related to greater effort in the fight against crime and more allocation of resources to the area. Second, if municipalities receiving the IGESP are particularly concerned with crime, they may be also adopting other programs to reduce violence. And, finally, municipalities pressuring the state government for implementation of the IGESP may be those with good governments, and therefore may also experience good performance in other socioeconomic dimensions that end up affecting crime.

Table 4: Controlling for Confounding Factors – Effect of IGESP on Crime Rates (ln), Difference-in-difference (OLS) – Municipalities in Minas Gerais, 2000-2008

Vars.	(1) homicide	(2) homicide	(3) homicide	(4) homicide
igesp <sub>t-1</sub>	-0.130*** [0.0485]	-0.139** [0.0559]	-0.133*** [0.0505]	-0.129*** [0.0390]
<i>Controls Included:</i>				
Police Resources and Personnel	X			X
Other Public Safety Programs		X		X
Socioeconomic Characteristics			X	X
Obs	6824	6824	6823	6823
R <sup>2</sup>	0.679	0.679	0.679	0.679
Vars.	(5) property	(6) property	(7) property	(8) property
igesp	-0.531*** [0.0544]	-0.480*** [0.0657]	-0.521*** [0.0622]	-0.475*** [0.0693]
<i>Controls Included:</i>				
Police Resources and Personnel	X			X
Other Public Safety Programs		X		X
Socioeconomic Characteristics			X	X
Obs	7677	7677	7676	7676
R <sup>2</sup>	0.868	0.867	0.867	0.868
Vars.	(9) personal	(10) personal	(11) personal	(12) personal
igesp	-0.210*** [0.0434]	-0.160*** [0.0488]	-0.185*** [0.0333]	-0.159*** [0.0474]
<i>Controls Included:</i>				
Police Resources and Personnel	X			X
Other Public Safety Programs		X		X
Socioeconomic Characteristics			X	X
Obs	7677	7677	7676	7676
R <sup>2</sup>	0.669	0.668	0.668	0.669

Obs.: Robust standard-errors in brackets (clustering at municipality); \*\*\* p<0.01, \*\* p<0.05, \* p<0.1. Dependent variables are ln of crime rates (per 100,000 inhabitants). All regressions include a constant, municipality and year dummies, and are weighted by municipality population. 853 municipalities. Control variables are: Military and Civil Police personnel and Military Police # of cars (per capita) for police resources and personnel; dummies indicating the presence of a Civil Municipal Guard and of the programs “Fica Vivo” and “Olho Vivo,” for other public safety programs; and gdp per capita and enrollment rate in public schools for socioeconomic variables.

With that perspective in mind, we introduce in Table 4 control variables that account for differences across municipalities in police resources, other programs targeting crime, and local socioeconomic conditions and policies. The table shows that our previous results remain virtually unaltered when each of these sets of controls is included at a time, or when all of them

are included simultaneously. Considering the specification that includes all controls at the same time (columns 4, 8, and 12), the results suggest that IGESP adoption is associated with reductions in the incidence of crimes of the order of 47% for property crimes, 16% for personal crimes, and, with a lag of one year, 16% for homicides. The results related to personal crimes are the only ones that display a noticeable reduction in the coefficient as additional controls are introduced, but even in this case the effect remains large and statistically significant. For the other crimes, quantitative results remain very stable once different sets of controls are included.<sup>6</sup>

## 5.2. Robustness

In this section, we deal with three potential problems not addressed in our benchmark specification: differential dynamics of crime across municipalities, comparability of municipalities in the sample, and functional form of the estimating equation.

---

<sup>6</sup> There is a well known problem of endogeneity of police allocation in this type of regression (see, for example, Levitt, 1997 e 2002, and Schargrodsky and di Tella, 2004). Police may be allocated to a certain area because crime rates are high, in which case a simple regression analysis may end up revealing a positive correlation between police and crime. This problem is no doubt present in our case, and some of the coefficients on the police variables (not shown in Table 4) do appear as positive and statistically significant. In addition, our variables for Civil Police personnel and number of Military Police cars seem to be measured with a lot of error (there are some wild variations in the series from year to year). In any case, none of these problems affect the basic results from Table 4 or any of the results presented in the next sections. If we exclude these three variables altogether, the estimated coefficients remain virtually identical. In the appendix Table A.2.2, we go one step further, by eliminating the variables on Military Police cars and Civil Police personnel and instrumenting for the variable indicating the number of Military Police per capita. Our instrument is the interaction of battalion and year *dummies*, and trusts on the idea that there are two steps in the allocation of Military Police to different areas. First, the number of policemen per battalion is determined following bureaucratic and administrative guidelines. Following, the number of policemen within a battalion is allocated to different areas according to the discretion of the commander. The key identifying assumption is really that there is more freedom for a battalion commander to allocate policemen to different areas under his/her command, than to increase or reduce the total number of policemen under his/her command (exchanges with the State Secretariat of Social Defense suggested that this is roughly a good approximation for the allocation mechanism). In other words, variation of policemen at the level of battalions is more exogenous than within battalions. Indeed, the first stage in this strategy is extremely strong, with the F statistic for the joint hypothesis that the coefficients on the instruments are zero (battalion-year interaction *dummies*) of the order of  $1.7 \times 10^8$ . In Table A.2.2, we present the results from the second stage of this estimation, portraying both the coefficients on the IGESP variable and on the instrumented policemen variable. The estimated impacts of the IGESP are virtually unchanged. And the instruments for Military Police allocation seem to do at least part of the job: the effect of policemen per capita appears as negative and significant for property crimes, negative but non-significant for homicides, and positive but small in magnitude and very far from significant for personal crimes. In any case, the coefficient on the treatment variable shows that the previous results are in no way related to potential problems of endogeneity or measurement error in police related variables.

One of the main problems with our empirical approach, alluded to in section 4, refers to the possibility of a differential dynamic behavior of crime rates across municipalities, potentially associated with endogeneity in the adoption of the program. This phenomenon may occur, for example, when there is convergence or mean reversion in crime rates across regions and municipalities with initially higher crime rates are more likely to receive the IGESP. In this situation, we would estimate an effect of the program that would reflect simply the differential dynamic behavior of crime across municipalities starting from different levels.

Table 5 addresses this issue. For each type of crime, the table presents two columns. In the first one, in addition to the variables included in the specification from Table 4, we include a linear trend for each municipality. In other words, we let each municipality have its own specific evolution in crime rates and ask whether, even in this setting, adoption of the IGESP was associated with deviations from this trend. Notice that this is very demanding on the data, since we impose 853 independent time trends in the specification. In the second set of columns, we include a *dummy* variable equal to 1 in the two years prior to IGESP implementation (*PRE-IGESP DUMMY*). The goal of this exercise is to check whether there was already a noticeable pre-existing trend in the behavior of crime rates before the program was adopted.

Columns 1, 2, and 3 from Table 5 show that the estimated effect of the IGESP remains negative and statistically significant for all types of crimes even when a municipality-specific linear trend is added to the basic specification. For property crimes, the estimated coefficient is reduced in magnitude, but it remains strongly significant. For homicides, the estimated coefficient increases in relation to that from Table 4, while for personal crimes it remains virtually identical. In reality, this specification can be seen as a very conservative and extreme test, since it is possible that the convergence in crime rates itself is determined in part by the implementation of the IGESP.

When we include the variable capturing pre-existing trends, the results remain very similar to those from Table 4. More important, the pre-existing trend is positive in two out of the three cases and is not close to statistical significance in any of them. Therefore, our main results are not affected by explicitly dealing with the possibility of differential trends, and there

is no evidence of problems of dynamic endogeneity or pre-existing trends. Indeed, the estimated coefficients seem to reflect a causal effect of the IGESP on crime rates.

Table 5: Municipality Linear Trends and Pre-existing Trends – Effect of IGESP on Crime Rates (ln), Difference-in-difference (OLS) – Municipalities in Minas Gerais, 2000-2008

Vars.	(1) homicide	(2) property	(3) personal	(4) homicide	(5) property	(6) personal
igesp		-0.236*** [0.0481]	-0.130*** [0.0450]		-0.513*** [0.105]	-0.138** [0.0574]
igesp <sub>t-1</sub>	-0.221*** [0.0846]			-0.095** [0.0481]		
pre-igesp dummy				0.110 [0.0702]	-0.0562 [0.0714]	0.0311 [0.0444]
municipality lienar trend included?	X	X	X			
Obs	6823	7676	7676	6823	7676	7676
R <sup>2</sup>	0.732	0.896	0.731	0.680	0.868	0.669

Obs.: Robust standard-errors in brackets (clustering at municipality); \*\*\* p<0.01, \*\* p<0.05, \* p<0.1. Dependent variables are ln of crime rates (per 100,000 inhabitants). All regressions include a constant, municipality and year dummies, and are weighted by municipality population, and the following controls (not shown in the Table): Military and Civil Police personnel and Military Police # of cars (per capita); dummies indicating the presence of a Civil Municipal Guard and of the programs “Fica Vivo” and “Olho Vivo;” gdp per capita and enrollment rate in public schools. 853 municipalities.

Another potential concern suggested by the numbers in Table 1 is that municipalities that did not receive the IGESP are so different from those that received it that they do not constitute a good comparison group. A related concern is that the number of treated municipalities is relatively small (56), so that the previous results may depend on the presence of specific outliers. Municipalities that received the IGESP are indeed much larger, wealthier, and more violent than municipalities that did not receive it, so these concerns are legitimate. We address these and other issues in Table 6, where we re-estimate the most complete specification from Table 4 on alternative samples, and check the sensitivity of the results to the changes. The table not only addresses these concerns, but it also helps us understand where the variation identifying the estimated coefficients is coming from. We look at four alternatives: (i) excluding the state capital – which is almost 4 times larger than the second largest municipality – from the estimation; (ii) restricting the sample to municipalities with more than 50,000 inhabitants, to create a control group more similar to the municipalities that received

the IGESP; (iii) restricting the sample to 2004-2008 interval, to reduce the weight of a long baseline period without implementation of the IGESP (the first program implementation takes place in 2005); and (iv) re-estimating the model without population weights. The results are presented in Table 6.

Table 6: Alternative Samples – Effect of IGESP on Crime Rates (ln), Difference-in-difference (OLS) – Municipalities in Minas Gerais, 2000-2008

	(1)	(2)	(3)	(4)	(5)	(6)
	excluding state capital			restricting to pop > 50,000		
Vars.	homicide	property	personal	homicide	property	personal
igesp		-0.465*** [0.0862]	-0.115** [0.0525]		-0.378*** [0.0728]	-0.164*** [0.0462]
igesp <sub>t-1</sub>	-0.0783 [0.0656]			-0.187*** [0.0520]		
Obs	6,815	7,667	7,667	511	570	570
R <sup>2</sup>	0.629	0.833	0.637	0.900	0.944	0.909
	(7)	(8)	(9)	(10)	(11)	(12)
	restricting to 2004-2008			unweighted		
Vars.	homicide	property	personal	homicide	property	personal
igesp		-0.378*** [0.0466]	-0.164*** [0.0439]		-0.296*** [0.104]	-0.0261 [0.106]
igesp <sub>t-1</sub>	-0.180*** [0.0519]			0.127 [0.169]		
Obs	4,264	4,264	4,264	6,823	7,676	7,676
R <sup>2</sup>	0.737	0.888	0.720	0.414	0.576	0.469

Obs.: Standard-errors in brackets; \*\*\* p<0.01, \*\* p<0.05, \* p<0.1. Dependent variables are ln of crime rates (per 100,000 inhabitants). All regressions include a constant, municipality and year dummies, and are weighted by municipality population (unless otherwise noticed), and the following controls (not shown in the Table): Military and Civil Police personnel and Military Police # of cars (per capita); dummies indicating the presence of a Civil Municipal Guard and of the programs "Fica Vivo" and "Olho Vivo;" gdp per capita and enrollment rate in public schools. 853 municipalities.

Excluding the state capital from the estimation (columns 1-3), the results related to property and personal crimes remain unchanged, while the lagged effect of the program on homicide rates is reduced in magnitude and becomes non-significant. When the sample is restricted to municipalities with population above 50,000 (columns 4-6), or to the years 2004-2008 (columns 7-9), the qualitative results remain very similar and there are only small

quantitative changes: the coefficients on homicides and personal crimes become slightly larger, while that on property crimes becomes slightly smaller. Finally, when we run the same specifications without population weights, only the effect on property crimes remains statistically significant. This should not be surprising, given the high degree of noise in crime rates for municipalities with small populations and for crimes with lower incidence. Still, it is particularly reassuring that the effect of the IGESP on property crimes appears as statistically significant and quantitatively sizeable in every single specification presented thus far.

The final robustness test we conduct is related to the functional form of the estimating equation. First, to deal with the issue of crime rates equal to zero in some small municipalities, we substituted the value of the logarithm by zero for all crime rates between zero and one. This procedure may affect quantitatively the estimated coefficients when the mean of the dependent variable is small, biasing the estimation of the causal effects of implementation of the program. In addition, our dependent variables are naturally censored at zero. Under some circumstances, this may bias the estimate obtained by OLS.

To deal with these possibilities, we estimate regressions identical to those corresponding to the complete specification from Table 4, but use Tobit models instead of OLS. Despite the problem of incidental parameters in non-linear models with fixed-effects, we trust on the Monte Carlo results from Greene (2004) and estimate our Tobit models with fixed-effects by “brute force.” Greene (2004) presents evidence that bias in Tobit models with fixed-effects appear very small for  $T \geq 5$  and depend chiefly on the fraction of censored observations in the sample. Since our sample has  $T = 9$ , we draw on his results and discuss explicitly the likely bias when presenting the results. To assess the sensitivity of the results to the logarithmic transformation used, we also estimate the same Tobit models using the crime rates in levels as dependent variables. Results are reported in Table 7.

The first three columns present the results with the same dependent variables used before, but considering explicitly their censoring at zero. The quantitative and qualitative results are almost identical to those from the complete specification in Table 4. In the last three columns, we consider as dependent variables the crime rates in levels (without the logarithmic transformation). The qualitative results are again identical to those obtained previously.

Quantitatively, we must divide the marginal effect presented in the table by the means of the dependent variables in order to have a proportional change comparable to the coefficients estimated with the logarithmic version. Making this calculation, the results from Table 7 imply that the implementation of the IGESP would be associated with reductions of 27% in homicides (with a lag of one year), 61% in property crimes, and 21% in personal crimes. The estimated effects are of the same order of magnitude of those obtained before and, if anything, they indicate a stronger impact of the IGESP on crime. In any case, as it seems more natural to think that the absolute effect of the IGESP would depend on the initial level of crime, we believe that the previous specifications, using dependent variables as *ln*, do represent the most trustworthy results.

Given the number of years in our sample and the fraction of censored observations in our dependent variables (from 46% for homicide rates to 6% for personal crimes), the results from Greene (2004) suggest that the bias in estimated marginal effects and standard errors should be no greater than 15%. In light of the estimates in Table 7, such adjustments to coefficients and standard errors would change neither the qualitative nor the order of magnitude of the quantitative results. In fact, it would tend to bring the results closer to the point estimates from Table 4.

Table 7: Tobit Models – Effect of IGESP on Crime Rates (ln and level per 100,000) – Municipalities in Minas Gerais, 2000-2008

	(1)	(2)	(3)	(4)	(5)	(6)
	ln(rate per 100,000)			rate per 100,000		
Vars.	homicide	property	personal	homicide	property	personal
igesp		-0.484*** [0.0448]	-0.159*** [0.0383]		-231.3*** [7.346]	-14.64*** [1.290]
igesp <sub>t-1</sub>	-0.180** [0.0706]			-4.741*** [0.749]		
Obs	6823	7676	7676	6823	7676	7676

Obs.: Standard-errors in brackets; \*\*\* p<0.01, \*\* p<0.05, \* p<0.1. Dependent variables are ln of crime rates (per 100,000 inhabitants). All regressions include a constant, municipality and year dummies, and are weighted by municipality population, and the following controls (not shown in the Table): Military and Civil Police personnel and Military Police # of cars (per capita); dummies indicating the presence of a Civil Municipal Guard and of the programs “Fica Vivo” and “Olho Vivo;” gdp per capita and enrollment rate in public schools. 853 municipalities.



### 5.3. Channels

As a final exercise, we evaluate the impact of the IGESP on variables that try to capture dimensions of efficiency of police actions. These are variables related to apprehension of weapons (firearms and other weapons) and arrests (total and *in flagrante delicto*). The main question here is how police action responds to a certain level of violence. Therefore, we normalize these variables by the total number of crimes, so that we assess the effect of the IGESP on apprehension and clearance rates (transformed by the natural logarithm).

The first equations estimated are identical to those from the most complete specification in Table 4. We also adopt a variant, given the distinct nature of the phenomenon. If there is an unusually high stock of weapons and criminals circulating in society, we might expect a temporary effect of the IGESP. The number of weapons apprehended and arrests would then go up after the implementation of the program, as police action became more effective and the “excess” number of criminals and weapons were taken out of society. With time, this number would be reduced, as the total number of crimes was also reduced, so that apprehension rates and clearance rates would eventually go back to their original levels (but in a lower crime context). This perspective is equivalent to the idea that it is easier to increase clearance rates when crime rates are high. To evaluate this possibility, we create treatment variables corresponding only to the first and second years of implementation.

The results, presented in Table 8, suggest that implementation of the program increased both the apprehension of arms and the number of arrests per reported crime. The increase in apprehension rates seems to persist throughout the period observed in our sample. In the case of clearance rates, the effect shows up in the first years of the program, particularly so in the second year of implementation. The IGESP also seems to be associated with a reduction in the fraction of arrests *in flagrante delicto*, which seems reasonable since the program is supposed to increase the investigative capacity of police forces.

The results from Table 8 reinforce the perception that the coefficients estimated before indeed reflect the causal impact of the IGESP on crime rates. The evidence suggests that part of this reduction in crime is due to a more effective response of the public safety apparatus.

Table 8: Efficacy of Police Action – Effect of IGESP on Weapon Apprehension and Clearance Rates (ln), Difference-in-difference (OLS) – Municipalities in Minas Gerais, 2000-2008

	(1) weapon apprehension	(2) weapon apprehension	(3) clearance	(4) clearance	(5) non-investig. arrests
Vars.	firearms	other weapons	total arrests	<i>in flagrante delicto</i>	<i>(in flagrante delicto)/total</i>
igesp	0.312*** [0.0631]	0.188* [0.0972]	0.0127 [0.0849]	0.0422 [0.0882]	-0.141** [0.0663]
<i>Controls Included:</i>					
Police Resources and Personnel	X	X	X	X	X
Other Public Safety Programs	X	X	X	X	X
Socioeconomic Characteristics	X	X	X	X	X
Obs	7676	7676	7676	7676	7676
R <sup>2</sup>	0.614	0.760	0.736	0.737	0.247
	(6) weapon apprehension	(7) weapon apprehension	(8) clearance	(9) clearance	(10) non-investig. arrests
Vars.	firearms	other weapons	total arrests	<i>in flagrante delicto</i>	<i>(in flagrante delicto)/total</i>
igesp year 1	0.207*** [0.0638]	0.169* [0.0931]	0.0794 [0.0643]	0.102* [0.0597]	-0.0492** [0.0241]
igesp year 2	0.158*** [0.0480]	0.111** [0.0557]	0.138*** [0.0474]	0.184*** [0.0479]	-0.0316 [0.0249]
<i>Controls Included:</i>					
Police Resources and Personnel	X	X	X	X	X
Other Public Safety Programs	X	X	X	X	X
Socioeconomic Characteristics	X	X	X	X	X
Obs	7676	7676	7676	7676	7676
R <sup>2</sup>	0.612	0.760	0.736	0.738	0.245

Obs.: Robust standard-errors in brackets (clustering at municipality); \*\*\* p<0.01, \*\* p<0.05, \* p<0.1. Dependent variables are ln of rate of apprehension of weapons and arrests by total number of crimes, and ratio of arrests *in flagrante delicto* to total number of arrests. All regressions include a constant, municipality and year dummies, and are weighted by municipality population. 853 municipalities. Controls are: Military and Civil Police personnel and Military Police # of cars (per capita) for police resources and personnel; dummies indicating presence of Municipal Guard and of programs “Fica Vivo” and “Olho Vivo,” for other public safety programs; and gdp per capita and enrollment rate in public schools for socioeconomic variables.

## 6. Concluding Remarks

This paper evaluates the impact of the IGESP program on crime rates and effectiveness of police actions in the state of Minas Gerais, Brazil. The IGESP is a program targeting integration of the Civil and Military Polices, based on the introduction of information management systems and organizational changes akin to those associated with COMPSTAT.

The evidence presented points to a causal effect of the IGESP on crime. Our most conservative estimates suggest a reduction of 24% in property crimes and 13% in personal crimes. There is some evidence of a delayed reduction in homicide rates, but this seems to be particularly related to the experience of the state capital. The IGESP is also associated with improved police response to crime, measured by apprehension of weapons and clearance rates. To our knowledge, this is the first set of econometrically robust estimates of the effect of the integration of dual police forces on crime. The results suggest that the coordination and informational gains represented by this change may constitute a first-order factor in a successful policy for fighting crime.

## Bibliography

- Bayley, David H. (1985). *Patterns of Policing: A Comparative International Analysis*. Rutgers University Press, New Brunswick, 1985.
- Bayley, David H. (1999). "The Contemporary Practices of Policing: A Comparative View." In: *Civilian Police and Multinational Peacekeeping: A Role for Democratic Policing*. National Institute of Justice: Research Forum. Washington DC.
- Bertrand, Marianne, Esther Duflo and Sendhil Mullainathan (2004). How Much Should We Trust Differences-in-Differences Estimates? *Quarterly Journal of Economics*, 119(1), 249-275.
- Beato, Cláudio (1999). Políticas Públicas de Segurança e a Questão Policial. *São Paulo em Perspectiva*, 13(4), 13-27.
- Beato, Cláudio, Elenice de Souza, Karina Leite, Bráulio da Silva, Rodrigo Fernandes, Andréa Maria Silveira and Róbson Sávio Reis Souza (2007). IGESP – Uma Solução Viável e Eficiente na Execução da Política Pública de Segurança. *Informativo CRISP*, ano 5, número 7.
- Bicudo, Hélio (2000). A Unificação das Polícias. *Estudos Avançados*, 14(40), 91-106.
- Biderman, Ciro, João M. P. de Mello and Alexandre Schneider (2010). Dry Laws and Homicides: Evidence from the São Paulo Metropolitan Area. *Economic Journal*, 120(543), 157-182.
- Brasil, Glauéciria and Domingos Abreu (2002). Uma Experiência de Integração das Polícias Civil e Militar: Os Distritos-modelo em Fortaleza. *Sociologias*, 4(8), 318-355.
- Brown, Mary M., and Jeffrey L. Brudney (2003). Learning Organizations in the Public Sector? A Study of Police Agencies Employing Information and Technology to Advance Knowledge. *Public Administration Review*, 63(1), 30-43.
- Chesnais, Jean Claude (1999). A Violência no Brasil. Causas e Recomendações Políticas para a sua Prevenção. *Ciência & Saúde Coletiva*, 4(1), 53-69.
- Galiani, Sebastian, Paul J. Gertler and Ernesto Schargrodsky (2005). Water for Life: The Impact of the Privatization of Water Services on Child Mortality. *Journal of Political Economy*, 113(1), 83-120.
- Garicano, Luis, and Paul Heaton (2010). Information Technology, Organization, and Productivity in the Public Sector: Evidence from Police Departments. *Journal of Labor Economics*, 28(1), 167-201.
- Greene, William (2004). Fixed Effects and Bias Due to Incidental Parameters Problem in the Tobit Model. *Econometric Reviews*, 23(2), 125-147.

- Levitt, Steven D. (1997). Using Electoral Cycles in Police Hiring to Estimate the Effect of Police on Crime: Reply. *American Economic Review*, 87(3), 270-290.
- Levitt, Steven D. (2002). Using Electoral Cycles in Police Hiring to Estimate the Effect of Police on Crime: Reply. *American Economic Review*, 92(4), 1244-1250.
- Manning, P.K. (2001). Technology's Way: Information Technology, Crime Analysis and the Rationalizing of Policing. *Criminology and Criminal Justice*, 1(1), 83-103.
- Mazerolle, Lorraine, Sacha Rombouts, and James McBroom (2007). The Impact of COMPSTAT on Reported Crime in Queensland. *Policing: An International Journal of Police Strategies & Management*, 30(2), 237-256.
- Rocha, Geórgia R., Barreto Júnior, Jésus T. and Gontijo, Ricardo F. (2008). "Modelo de Gestão Integrada do Sistema de Defesa Social de Minas Gerais." I Congresso Consad de Gestão Pública, Brasília-DF.
- Rosenfeld, Richard, Robert Fornango, and Eric Baumer (2005). Did Ceasefire, COMPSTAT, and Exile Reduce Homicide? *Criminology and Public Policy*, 4(3), 419-450.
- Schargrodsky, Ernesto and Rafael di Tella (2004). Do Police Reduce Crime? Estimates Using the Allocation of Police Forces after a Terrorist Attack. *American Economic Review*, 94(1), 115-133.
- Soares, Rodrigo R. (2004a). Development, Crime, and Punishment: Accounting for the International Differences in Crime Rates. *Journal of Development Economics*, 73(1), 155-184.
- Soares, Rodrigo R. (2004b). Crime Reporting as a Measure of Institutional Development. *Economic Development and Cultural Change*, 52(4), 851-871.
- Walsh, William F. (2001). COMPSTAT: An Analysis of an Emerging Police Managerial Paradigm. *Policing: An International Journal of Police Strategy & Management*, 24(3), 347-362.
- Weisburd, David, Stephen D. Mastrofski, Ann Marie McNally, Rosann Greenspan, and James J. Willis (2004). Reforming to Preserve: COMPSTAT and Strategic Problem Solving in America Policing. *Criminology and Public Policy*, 2(3), 421-456.
- Willis, James J., Stephen D. Mastrofski, and David Weisburd (2003). "COMPSTAT in Practice: An In-depth Analysis of Three Cities." Police Foundation.

## Appendix

### Appendix A.1: Determinants of IGESP Adoption – Survival Analysis

In this appendix, we explicitly model the timing of IGESP adoption across municipalities. The main goal is to test whether the timing of IGESP adoption was correlated with previous shocks to the dependent variables, in which case our identification strategy would be compromised by a dynamic endogeneity problem.

We estimate hazard models using the Weibull distribution. Such distribution is more flexible in that it allows hazard functions to vary over time. So, differently from Galiani et al (2005) and Biderman et al (2010), we do not need to include explicit time controls to account for the change in probability of IGESP adoption across years. This possibility is incorporated in the estimation of the “shape” parameter. If this parameter is equal one,<sup>7</sup> the hazard ratio is constant through time and the probability of IGESP adoption depends only on municipalities’ characteristics. In every model estimated here, the shape parameter is greater than one,<sup>8</sup> indicating that the probability of IGESP adoption increases over time (as we know to be the case in the data).

Our main goal is to understand whether IGESP adoption was mostly determined by fixed municipality characteristics, in which case our approach would be adequate, or whether it was correlated with past shocks to the dependent variables. Therefore, our initial specification considers only initial conditions and time invariant characteristics of municipalities. This specification includes, at first, initial crime rates (ln), income per capita (ln), population (ln), and number of military policemen per capita; then it adds the distance to the state capital; and then, finally, it adds dummies indicating the presence of a Military Police battalion, of a Civil Police regional station, and of both of these simultaneously. Following, we include, also sequentially, time-varying covariates: first, lagged differences of income per capita and population, and the presence of competing public safety programs (municipal guard, “Fica Vivo,” and “Olho Vivo”); following, the first lags of the different measures of crime rates; and then, finally, the second lags of crime rates. We estimate these models with initial conditions in

---

<sup>7</sup> When this occurs the underlying distribution is an Exponential, which is memoryless.

<sup>8</sup> The shape parameter is given by the expression  $1/\exp(\log(scale))$ .

the beginning of our sample period (2000) and also in 2003. Since the IGESP was a policy implemented by the government that took office in 2003 (Governor Aécio Neves), public security authorities could have used 2003's criminal and social indicators to decide on implementation of the program. Results considering 2000 and 2003 as the initial periods are presented, respectively, in Tables A.1.1 and A.1.2 (coefficients are presented as hazard ratios).

In the first column of Table A.1.1, one can see that differences in levels of population, GDP per capita, homicides, and property crimes help explain program adoption (though higher homicide rates appear as reducing the probability of IGESP implementation; in any case, this particular result is not robust).<sup>9</sup> Of these, the most robust result across specifications and initial years is that related to property crimes: municipalities with initially higher rates of property crimes were more likely to receive the program in any given year.

But two key dimensions of implementation were related to operational and administrative aspects of the IGESP. First, the state government pushed implementation from the state capital outward to the interior. As a result, the timing of implementation followed a clear radial pattern of geographic expansion, illustrated here in Figure A.1.1. Second, IGESP implementation demanded a coordination of actions between Civil and Military polices that inevitably imposed a top-down approach (lower levels could not be integrated until the hierarchically superior spheres were integrated). So implementation naturally started in municipalities that had hierarchically superior units of the two institutions (Civil Police regional stations and Military Police battalions). In terms of the new geographic organization of the system of public security, these were municipalities that housed headquarters of ACISP's, which would be roughly equivalent to local regional commands. These were also municipalities that gathered better conditions for IGESP implementation, where the program could be adopted faster and at a lower cost (given the previous presence of both Civil and Military Police structures).

---

<sup>9</sup> Notice that, since coefficients are presented as hazard ratios, hypothesis tests are conducted against the null that the coefficients are equal to 1.

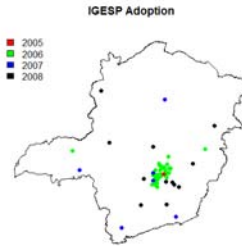
Table A.1.1: IGESP Adoption – Hazard Models –Initial Conditions in 2000

Variables	(1)	(2)	(3)	(4)	(5)	(6)
Fixed Pre-treatment Characteristics as of 2000:						
Population <sub>2000</sub>	2.5287** [0.7593]	1.8595 [0.5803]	1.7777 [0.6646]	2.8322 [1.1382]	2.7666 [1.1061]	2.8673 [1.1596]
GDP <sub>2000</sub>	0.6568* [0.1805]	0.7826 [0.2163]	0.8136 [0.2443]	0.6899 [0.2061]	0.6868 [0.2029]	0.6763 [0.1995]
Homicide <sub>2000</sub>	0.6315*** [0.0998]	0.7572** [0.1103]	0.8024* [0.1164]	0.8529 [0.1394]	0.8967 [0.1476]	0.8875 [0.1475]
Property <sub>2000</sub>	3.2333*** [0.7152]	2.2034*** [0.4244]	2.4695*** [0.5471]	1.8647** [0.3677]	1.9456** [0.3951]	1.9372** [0.395]
Personal <sub>2000</sub>	1.3258 [0.2294]	1.2590 [0.2012]	1.2775 [0.2132]	1.1781 [0.2121]	1.0773 [0.2004]	1.0639 [0.2016]
Military Police <sub>2000</sub>	1.0003 [0.0006]	1.0003 [0.0006]	1.0000 [0.0006]	1.0017** [0.0008]	1.0016* [0.0009]	1.0018** [0.0009]
Distance to Capital		0.2644*** [0.065]	0.2597*** [0.0682]	0.2944*** [0.0768]	0.2857*** [0.0752]	0.2863*** [0.0752]
Civil Police Regional			0.0002*** [0.0001]	0.0002*** [0.0001]	0.0002*** [0.0001]	0.0002*** [0.0001]
Military Police Battalion			0.4187* [0.3019]	0.256*** [0.2132]	0.229*** [0.193]	0.251*** [0.2112]
Civil Police Regional x Military Police Battalion			21779*** [0.0000]	31253*** [0.0000]	37520*** [0.0000]	32962*** [0.0000]
Time-varying Covariates:						
$\Delta GDP_{t-1}$				1.0E-05*** [1.8E-05]	7.1E-06*** [1.3E-05]	6.2E-06*** [1.1E-05]
$\Delta GDP_{t-2}$				46.2924 [74.7304]	48.7414 [76.1287]	47.4820 [73.219]
$\Delta Population_{t-1}$				3.1672 [2.1867]	2.5479 [1.9521]	2.5681 [1.8483]
$\Delta Population_{t-2}$				2.2E+18 [2.7E+19]	1.4E+18 [1.7E+19]	6.5E+17 [8.3E+18]
Municipal Civil Guard				0.5868* [0.2400]	0.6132 [0.2522]	0.6255 [0.2595]
“Fica Vivo”				2.9387 [1.7258]	3.2838 [1.9594]	3.1227 [1.862]
“Olho Vivo”				0.1245*** [0.1489]	0.1279*** [0.1524]	0.1169*** [0.1414]
$\Delta Homicides_{t-1}$					1.0694 [0.1589]	1.0676 [0.1799]
$\Delta Property_{t-1}$					0.7844* [0.1171]	0.7911 [0.1428]
$\Delta Personal_{t-1}$					0.8586 [0.1405]	0.9377 [0.1772]
$\Delta Homicides_{t-2}$						1.0571 [0.1739]
$\Delta Property_{t-2}$						1.0315 [0.1767]
$\Delta Personal_{t-2}$						1.2202 [0.2123]
log(scale)	-1.417*** [0.1225]	-1.594*** [0.1151]	-1.554*** [0.1196]	-1.898*** [0.1195]	-1.910*** [0.1196]	-1.916*** [0.1193]

Obs.: Coefficients presented as hazard ratios; standard-errors in brackets; \*\*\* p<0.01, \*\* p<0.05, \* p<0.1. Hazard estimation with Weibull distribution; municip. drops out of sample once IGESP is implemented. Vars in initial levels: crime rates (ln); gdp p.c.; pop.; military police p.c.; dist. to capital; presence of regional station of civil police, of military police battalion, and interaction of the two. Time varying variables are: lagged differences of gdp, population and crime rates; and presence of other public safety programs (municipal guard, “Fica Vivo,” and “Olho Vivo. 853 municipalities.



Figure A.1.1: Geographic Pattern of IGESP Adoption



These two dimensions account for the bulk of the pattern of IGESP expansion over time (see columns 2 and 3 in the tables). Distance to the state capital<sup>10</sup> plays a major role in explaining program adoption. In column 2 from Table A.1.1, for example, increasing the distance in about 66 miles reduces the probability of receiving the program in a given year in about 74%. Column 3 from the table shows that presence of regional commands of the two police forces was also extremely important for adoption: the probability of receiving the IGESP was about 82% higher if a municipality had a Civil Police regional station and a Military Police battalion concomitantly. These main results are similar across other specifications and also considering 2003 as the initial period.

Following, we include time-varying covariates in the last three columns of each table. Overall, the time-varying covariates rarely appear as significant in explaining program adoption. Just one of the lagged differences of income per capita and population appear as statistically significant, but even then with an extremely small quantitative effect.<sup>11</sup> The only exception to this pattern is that municipalities which have the “Olho Vivo” program (cameras placed in key hot spots) have 88% less chance of receiving the IGESP. But there is a very small number of municipalities that received the “Olho Vivo” program by 2008 (only 4), so this result is in reality driven by one specific outlier (the municipality of Itabira, which received “Olho Vivo,” is relatively close to the state capital but did not receive the IGESP; Itabira is the only municipality with “Olho Vivo” that did not receive the IGESP).

<sup>10</sup> This variable was constructed applying the Euclidian Norm to the Latitude-Longitude system. Distance distortions calculated this way tend to be small when relatively short distances are considered.

<sup>11</sup> The hazard models were estimated with R, which has a precision of up to 15 decimals. That is why we are able to estimate such small significant effect.

Table A.1.2: IGESP Adoption – Hazard Models –Initial Conditions in 2003

Variables	(1)	(2)	(3)	(4)	(5)	(6)
Fixed Pre-treatment Characteristics as of 2003:						
Population <sub>2003</sub>	1.4104 [0.4266]	1.1662 [0.3961]	1.443 [0.5387]	2.132 [0.7984]	2.8423 [1.1737]	3.0056 [1.2544]
GDP <sub>2003</sub>	0.7597 [0.1919]	0.9175 [0.2579]	0.8531 [0.2512]	0.6974 [0.185]	0.645* [0.1889]	0.6312** [0.1841]
Homicide <sub>2003</sub>	0.891 [0.1275]	1.0116 [0.1389]	1.0528 [0.15]	1.2753 [0.2081]	1.2152 [0.1991]	1.1944 [0.1973]
Property <sub>2003</sub>	4.4968*** [1.1821]	2.5807*** [0.5904]	2.8816*** [0.7063]	2.74** [0.7005]	2.1489** [0.5375]	2.1289** [0.5328]
Personal <sub>2003</sub>	1.1473 [0.2049]	1.1935 [0.2186]	1.1991 [0.2375]	0.9266 [0.2132]	0.8854 [0.1695]	0.8808 [0.1784]
Military Police <sub>2003</sub>	1.0037*** [0.0013]	1.0039*** [0.001]	1.004*** [0.0011]	1.0002 [0.0015]	1.0035*** [0.0013]	1.0041*** [0.0014]
Distance to Capital		0.2722*** [0.0665]	0.2631*** [0.0709]	0.1752*** [0.0385]	0.3034*** [0.0796]	0.3059*** [0.0807]
Civil Police Regional			4.0E-05*** [2.6E-05]	0.0098*** [0.0252]	0.0001*** [4.71E-05]	0.0001*** [0.0001]
Military Police Battalion			0.2426*** [0.1798]	0.3019*** [0.2066]	0.2133*** [0.1644]	0.2404*** [0.1836]
Civil Police Regional x Military Police Battalion			88330*** [0.0000]	54566 [1397340]	104961*** [0.0000]	74917*** [0.0000]
Time-varying Covariates:						
ΔGDP <sub>t-1</sub>				3.4E-07*** [5.4E-07]	1.1E-06*** [2.0E-06]	9.7E-07*** [1.8E-06]
ΔGDP <sub>t-2</sub>				39.899 [39.0373]	17.7163 [22.7077]	15.3502 [19.4944]
ΔPopulation <sub>t-1</sub>				4.4198 [3.4713]	1.8386 [1.5256]	1.712 [1.2536]
ΔPopulation <sub>t-2</sub>				3.3E+22 4.6E+23	5.8E+14 8.6E+15	1.3E+15 2.0E+16
Municipal Civil Guard				1.6287 [0.4742]	0.6317 [0.2595]	0.6553 [0.2716]
“Fica Vivo”				1.0366 [0.5597]	2.2433 [1.33]	2.0487 [1.2192]
“Olho Vivo”				0.0424*** [0.0437]	0.0982*** [0.1191]	0.0811*** [0.1007]
ΔHomicides <sub>t-1</sub>					1.0839 [0.1638]	1.099 [0.1904]
ΔProperty <sub>t-1</sub>					0.7945 [0.1365]	0.8418 [0.1625]
ΔPersonal <sub>t-1</sub>					0.9173 [0.1628]	0.9973 [0.1976]
ΔHomicides <sub>t-2</sub>						1.1006 [0.1771]
ΔProperty <sub>t-2</sub>						1.1226 [0.1979]
ΔPersonal <sub>t-2</sub>						1.2224 [0.2248]
log(scale)	-1.443*** [0.1209]	-1.632*** [0.1148]	-1.610*** [0.1190]	-2.165*** [0.0000]	-1.983*** [0.1203]	-1.993*** [0.1201]

Obs.: Coefficients presented as hazard ratios; standard-errors in brackets; \*\*\* p<0.01, \*\* p<0.05, \* p<0.1. Hazard estimation with Weibull distribution; municip. drops out of sample once IGESP is implemented. Vars in initial levels: crime rates (ln); gdp p.c.; pop.; military police p.c.; dist. to capital; presence of regional station of civil police, of military police battalion, and interaction of the two. Time varying variables are: lagged differences of gdp, population and crime rates; and presence of other public safety programs (municipal guard, “Fica Vivo,” and “Olho Vivo. 853 municipalities.

Most importantly from our perspective, past shocks to criminal variables do not appear as significant in explaining adoption, except for one lag of property crimes in one particular specification, which is significant at the 10% level (column 5 in Table A.1.1). Being only one among the 18 coefficients estimated on lagged differences in crime rates, we do not place much weight on this result. In any case, even if we take it at face value, it would imply that doubling property crime rates would reduce the probability of program adoption by 22%, a relatively mild effect as compared to that related to distance from the state capital and presence of regional police commands.

In other respects, the inclusion of the time-varying covariates seems to reinforce previous results: the coefficient associated with distance to the capital does not change much, while the presence of a Civil Police regional station and a Military Police battalion increase the probability of adoption in about 64%. It is also worth mentioning that, on the whole, the results considering 2003 as the initial period seem better behaved: initial homicide rates never appear as reducing the probability of later program adoption, and the lagged differences in crime rates never appear as statistically significant.

## Appendix A.2: Supplementary Tables and Figures

Table A.2.1: Integrated Regions of Public Safety (RISP's) before 2010  
Descriptive Statistics (averages 2000-2008)

RISP	Headquarters (Municip.)	# Municip.	Population	Area (Km <sup>2</sup> )	Demog. Density
1	Belo Horizonte	1	2.338.766	332	7.043,0
2	Contagem	17	1.646.941	4.380	376,0
3	Vespasiano	22	918.785	8.427	109,0
4	Juiz de Fora	86	1.499.313	21.493	69,8
5	Uberaba	32	671.728	41.915	16,0
6	Lavras	143	2.232.245	47.019	47,5
7	Divinópolis	84	1.529.809	49.144	31,1
8	Governador Valadares	50	639.232	21.053	30,4
9	Uberlândia	14	893.694	26.413	33,8
10	Patos de Minas	25	498.299	32.095	15,5
11	Montes Claros	76	1.365.527	100.451	13,6
12	Ipatinga	101	1.682.115	32.893	51,1
13	Barbacena	56	770.807	16.389	47,0
14	Curvelo	68	1.004.653	70.322	14,3
15	Teófilo Otoni	61	861.395	56.580	15,2
16	Unaí	17	331.562	59.471	5,6

Sources: Fundação João Pinheiro; Secretaria de Defesa Social; DATASUS

Table A.2.2: Instrumental Variables for Military Police Personnel – Effect of IGESP on Crime Rates (ln), Difference-in-difference (OLS) – Municipalities in Minas Gerais, 2000-2008

Vars.	(1) homicides	(2) property	(3) personal
igesp		-0.469*** [0.0720]	-0.155*** [0.0453]
igesp <sub>t-1</sub>	-0.112** [0.0504]		
instrumented Military Police	-198.5 [142.2]	-235.6* [126.8]	60.64 [91.16]
Obs	6823	7676	7676

Obs.: Robust standard-errors in brackets (clustering at municipality); \*\*\* p<0.01, \*\* p<0.05, \* p<0.1. Dependent variables are ln of crime rates (per 100,000 inhabitants). All regressions include a constant, municipality and year dummies, and are weighted by municipality population, and the following controls (not shown in the Table): Military Police personnel (per capita); dummies indicating the presence of a Civil Municipal Guard and of the programs “Fica Vivo” and “Olho Vivo;” gdp per capita and enrollment rate in public schools. 853 municipalities. Military Police personnel p.c. instrumented with the interaction of battalion and year dummies.

Departamento de Economia PUC-Rio  
Pontifícia Universidade Católica do Rio de Janeiro  
Rua Marques de São Vicente 225 - Rio de Janeiro 22453-900, RJ  
Tel.(21) 35271078 Fax (21) 35271084  
[www.econ.puc-rio.br](http://www.econ.puc-rio.br)  
[flavia@econ.puc-rio.br](mailto:flavia@econ.puc-rio.br)