

Howard, Michael D.; Kolb, Johannes

Working Paper

Founder CEOs and new venture media coverage

Hohenheim Discussion Papers in Business, Economics and Social Sciences, No. 01-2018

Provided in Cooperation with:

Faculty of Business, Economics and Social Sciences, University of Hohenheim

Suggested Citation: Howard, Michael D.; Kolb, Johannes (2018) : Founder CEOs and new venture media coverage, Hohenheim Discussion Papers in Business, Economics and Social Sciences, No. 01-2018, Universität Hohenheim, Fakultät Wirtschafts- und Sozialwissenschaften, Stuttgart, <https://nbn-resolving.de/urn:nbn:de:bsz:100-opus-14558>

This Version is available at:

<https://hdl.handle.net/10419/174366>

Standard-Nutzungsbedingungen:

Die Dokumente auf EconStor dürfen zu eigenen wissenschaftlichen Zwecken und zum Privatgebrauch gespeichert und kopiert werden.

Sie dürfen die Dokumente nicht für öffentliche oder kommerzielle Zwecke vervielfältigen, öffentlich ausstellen, öffentlich zugänglich machen, vertreiben oder anderweitig nutzen.

Sofern die Verfasser die Dokumente unter Open-Content-Lizenzen (insbesondere CC-Lizenzen) zur Verfügung gestellt haben sollten, gelten abweichend von diesen Nutzungsbedingungen die in der dort genannten Lizenz gewährten Nutzungsrechte.

Terms of use:

Documents in EconStor may be saved and copied for your personal and scholarly purposes.

You are not to copy documents for public or commercial purposes, to exhibit the documents publicly, to make them publicly available on the internet, or to distribute or otherwise use the documents in public.

If the documents have been made available under an Open Content Licence (especially Creative Commons Licences), you may exercise further usage rights as specified in the indicated licence.



UNIVERSITY OF
HOHENHEIM

200
1818 2018
YEARS

Hohenheim Discussion Papers in Business, Economics and Social Sciences

FOUNDER CEOS AND NEW VENTURE MEDIA COVERAGE

Michael D. Howard

Mays Business School; Texas A&M University

Johannes Kolb

University of Hohenheim

Research Area INEF

01-2018

Discussion Paper 01-2018

Founder CEOs and New Venture Media Coverage

Michael D. Howard, Johannes Kolb

Download this Discussion Paper from our homepage:

<https://wiso.uni-hohenheim.de/papers>

ISSN 2364-2084

Die Hohenheim Discussion Papers in Business, Economics and Social Sciences dienen der schnellen Verbreitung von Forschungsarbeiten der Fakultät Wirtschafts- und Sozialwissenschaften. Die Beiträge liegen in alleiniger Verantwortung der Autoren und stellen nicht notwendigerweise die Meinung der Fakultät Wirtschafts- und Sozialwissenschaften dar.

Hohenheim Discussion Papers in Business, Economics and Social Sciences are intended to make results of the Faculty of Business, Economics and Social Sciences research available to the public in order to encourage scientific discussion and suggestions for revisions. The authors are solely responsible for the contents which do not necessarily represent the opinion of the Faculty of Business, Economics and Social Sciences.

Founder CEOs and New Venture Media Coverage*

Michael D. Howard[†]
Department of Management
Mays Business School
Texas A&M University
College Station, Texas 77843.4221 U.S.A.
Phone: +1-503-914-7130
Email: mhoward@mays.tamu.edu

Johannes Kolb
Department of Corporate Finance
Institute of Financial Management
University of Hohenheim
Wollgrasweg 49, 70599 Stuttgart, Germany
Phone: +49-711-459 24507
Email: johannes.kolb@uni-hohenheim.de /
kolb.hannes@gmail.com

January 2018

* We thank David Gomulya and Stephen Ferris for their helpful comments. We gratefully acknowledge access to Venture Source and Capital IQ provided by DALAHO, University of Hohenheim. This manuscript was facilitated by fellowships from the “Thematic Network Innovation, Entrepreneurship and Finance (INEF),” funded by the German Academic Exchange Service (DAAD) with support from the German Federal Ministry of Education and Research (BMBF).

[†] Both authors contributed equally in the development of this study.

Founder CEOs and New Venture Media Coverage

Abstract. Among their early key decisions, new ventures must choose whether to retain founder CEOs and how to craft a media strategy to best represent themselves to the outside world. These decisions have critical implications for firm survival and success, shaping perceptions of important external stakeholders. Our study explores the interplay between founder CEOs and media coverage and their effect on firm performance. We employ competing risk models to analyze data on 2,327 US VC-backed technology firms during the period 1985 to 2009, finding that founder CEOs enhance volume and positive tonality of media coverage, which increase the likelihood of firm IPO. Our findings provide important contributions for research into entrepreneurship and organizational reputation.

Keywords: entrepreneurship, founder characteristics; media analysis, new venture success, competing risk models

1. Introduction

Entrepreneurial ventures face significant challenges in achieving success and survival, and one of their earliest, most important decisions is whether to change or maintain the leadership of the organization. While the original founders contribute the initial inspiration for the venture – recognition of opportunities, recombination of resources to bring new products and services to market, etc., firms may seek other skills and human capital resources that are not available in the original founding team. In fact, venture capital investors often influence the new venture to change leadership, with the goal of hiring a professional CEO who brings important experience and human capital to the firm in its critical early stages of development (Hellmann and Puri, 2002). Such changes may be pursued with the objective of enhancing the likelihood and speed of beneficial exit, through initial public offering (IPO) or external acquisition through trade sale (Certo et al., 2001; Nelson, 2003).

Prior research has identified important elements and consequences of the decision to change new venture leadership. Founder-CEO succession has been tied to critical initial milestones such as product launch (Wasserman, 2003). Evidence shows that firm size and rate of growth (Boeker and Karichalil, 2002), environmental uncertainty (Pollock, Fund, and Baker, 2009), and firm governance structure (Jain and Tabak, 2008) impact founder CEO transitions. When new ventures do retain founder CEOs, they are shown to benefit in terms of performance and survival (Adams, Almeida, and Ferreira, 2009; Gimmon and Levie, 2010). At the same time, prior work has not addressed how leadership change in the new venture may impact the media strategy – the active representation of the firm in the external environment, along with the resulting impact to critical new venture outcomes such as IPO.

We suggest that it is important to understand how the decision to retain or replace the founder CEO may have a significant impact on media strategy and successful IPO. In the critical early stages of the firm, it seeks to gain legitimacy (Pollock and Rindova, 2003) and resolve key information asymmetries (Spence, 2002) that may impede the successful access to investment (Gompers, 1995). New venture founders may identify more closely with their entrepreneurial role and the success of the

organization (Navis and Glynn, 2011; Dobrev and Barnett, 2005), and bring more passion to their work, leading them to be more persistent and effective in pursuing entrepreneurial opportunities (Cardon et al., 2009). Greater activity and enthusiasm of founder CEOs as media champions for their firms may send a stronger signal to key external stakeholders, more effectively resolving information asymmetries for potential investors or acquiring firms and enhancing the prospects for favorable exit. Strategy and entrepreneurship research can gain from a greater understanding of whether founder CEOs may leverage these characteristics to more effectively act as external advocates of their ventures, promoting firm success.

In our study, we address the following research question: how does the retention of founder CEOs impact media coverage and success of new ventures? We examine this research question by using a sample of 2,327 VC-backed US-technology firms that were founded between 1985 and 2000. Our final sample includes 16,106 firm-years and covers the period until 2009. We use textual analysis to assess the media strategy of new ventures (see, e.g., Benson et al., 2015; Loughran and McDonald, 2016). The results from competing risk regressions suggest that greater volume and more positive tonality of media coverage, per se, leads to a higher IPO probability. Moreover, we find that founder CEOs significantly increase the likelihood that their firms will achieve IPO, and we offer evidence to support the notion that this benefit is partly conveyed through the founder CEO's successful pursuit of media coverage. Finally, our empirical investigations show that CEOs appear to start preparing the IPO via their media strategy about two years prior to the IPO event, exhibited through greater volume and positivity of media coverage starting in that time period. Our study contributes to research in organizational identity by illustrating the important role of founder CEOs as public advocates for their ventures and to signaling theory by suggesting how characteristics of the signaler help determine the efficacy of the signal in resolving information asymmetry with outside stakeholders.

2. Founder vs. Professional CEOs

Early in their development, firms face the critical decision to retain or replace the founder CEO. On the one hand, the founder provides the original impetus for the new venture, having been involved in the initial stages of opportunity recognition and organizational development (Jayaraman et al., 2000). His or her experience in these early stages can provide continuity and sustained vision for the firm (Gimmon and Levie, 2010). On the other hand, the hiring of a professional CEO may provide significant benefits for the venture. Often triggered through the influence of venture capital investors (Hellmann and Puri, 2002), an early transition to a professional CEO may offer the benefits of their prior experience and greater human capital to the firm (Bruton, Fried, Hisrich, 1997; Wasserman, 2003).

Factors related to organizational events, firm and CEO characteristics, and environmental conditions have been identified as playing a role in the decision to replace the founder CEO. For example, recent product introductions or new rounds of venture capital funding are positively associated with founder CEO transitions (Wasserman, 2003). Firms that are larger or have experienced exceptionally lower or higher rates of growth tend to replace founder CEOs (Boeker and Karichalil, 2002). Furthermore, greater environmental uncertainty can lead venture capital investors to call for founder CEO replacement, or when the CEO is viewed to have less human capital to offer in leading the venture (Pollock, Fund, and Baker, 2009). CEO skills and characteristics of the governance structure of the organization can decrease the likelihood of CEO transition. Younger founder CEOs, those with R&D backgrounds, and those who operate in a stronger position in terms of having more insiders on the board of directors or less independent boards are more likely to stay (Jain and Tabak, 2008).

When new ventures retain the founder in the role of CEO, empirical evidence increasingly suggests that this provides benefits to the new venture. For example, greater business management experience of the founder CEO enhances the ability of the firm to attract investment, as well as the likelihood that it will survive (Gimmon and Levie, 2010). In the context of IPO, the stock market reaction to founder-led ventures has been shown to be greater than for firms in which the founder CEO has been replaced (Nelson, 2003). In a broad sample study that employed strong instrumental variable techniques

to exclude endogenous effects, Adams, Almeida, and Ferreira (2009) found a positive effect of founder CEOs on firm performance. These studies suggest a persistent, beneficial effect of founder CEOs from early stages of venture formation through their ongoing operations as publicly traded firms.

2.1. Entrepreneurial Identity and Founder CEOs

Founder and professional CEOs may differ significantly in the way that they relate to the new venture, perceiving their own identity and role within its organizational context. Individuals may identify more closely with an organization when they define themselves and the organization by the same attributes (Dutton, Dukerich, and Harquail, 1994). In other words, organizational identification is “...a perceived oneness with an organization and the experience of the organization's successes and failures as one's own” (Mael and Ashforth, 1992: 103). The experience of founder CEOs as members of the original team to form the new venture may cause them to identify with the firm more deeply than CEOs who join the organization at a later stage of its development.

Focusing at the level of individual identity, prior research addresses how founders may develop an entrepreneurial identity linking the founder and the firm he or she creates (Roach and Sauermann, 2015). We borrow from the definition of entrepreneurial identity proposed by Navis and Glynn (2011: 480), “the constellation of claims around the founders, organization, and market opportunity of an entrepreneurial entity that gives meaning to questions of ‘who we are’ and ‘what we do.’” Forming an entrepreneurial venture requires individuals to make a clear transition to the role and activities required for founding (Hoang and Gimeno, 2010). As a result of this transition, we suggest that the founder's entrepreneurial identity and focus on the attributes of the firm (who they are) and processes of founding and commercialization (what they do) will lead them to more closely identify with the organization, with the perceptions of their own attributes and successes converging with those of the new venture.

Founders are likely to have a stronger entrepreneurial identity than professional CEOs who are hired after founding. Since founder CEOs are likely to have worked in the new venture for a longer period

of time, with a more intense involvement in the efforts to develop the firm and make it successful, they will have a stronger organizational identification with the venture (Dutton, Dukerich, and Harquail, 1994). As observed by Dobrev and Barnett (2005: 435), "...the founder's identity is tightly linked to that of the organization and to its innovative endeavors. The founder's charismatic authority, inherent in the role of founder, allows her to speak for the organization not based on rationale, but rather purely on the basis of her identity as a founder (Weber, 1968)." This ability to speak and act on behalf of the new venture through his or her own personal identification with the firm suggests that the founder CEO may provide a different perspective and approach for organizational success.

Ventures with founder CEOs may gain advantages over firms that undergo a CEO transition. The founding leader may bring greater focus and energy to the firm as a result of the stronger identification with and deeper commitment to the new venture. Passion for their efforts to make the venture successful may enforce the founder CEO's identity, enhancing his or her persistence and effectiveness in activities associated with commercializing and exploiting opportunities (Cardon et al., 2009). The initial public offering (IPO) represents an important milestone reflecting growth and success for new ventures (Lerner, 1994). Given the benefits of focus and persistence in commercialization activities, we suggest that ventures that retain their founding CEO are more likely to achieve this important milestone.

2.2. Signaling Theory and Media Strategy

Entrepreneurial firms face critical decisions in how to best represent themselves in the external environment. Prior research demonstrates that new ventures face a challenge of information asymmetry, with market investors lacking critical information regarding their chances for success (Amit, Glosten, and Muller, 1990; Gompers, 1995). A number of ways to resolve this information asymmetry have been studied, often by engaging in the transmission of costly signals that may include alignment with prominent venture capital investors (Megginson and Weiss, 1991; Pollock et al., 2010), the presence of prestigious board members (Certo, 2003), and the legitimacy of the top management team (Cohen and Dean, 2005). Communicating information to the external environment can provide significant benefits,

allowing firms to demonstrate their quality (Kirmani and Rao, 2000; Janney and Folta, 2003; Certo, 2003).

New ventures must develop and implement a strategy to convey information to critical external stakeholders. Signaling theory explores how parties overcome information asymmetries (Spence, 2002). Connelly et al. (2011) detail the process of signaling, which involves key elements of the signaler, the signal, and the receiver. Organizational insiders act as signalers, obtaining information not available to outsiders. The signal is comprised of the information that is deliberately communicated to convey positive organizational attributes. The receiver is the outsider lacking the information about the organization but would be interested in having the information. For signaling to occur, there must be some strategic effect, or beneficial action taken by the receiver as a result of gaining the information. In the case of new ventures, the desired strategic impact is often the attention and participation of external investors in delivering a successful IPO, or perhaps the interest of external firms that may seek to acquire the venture through trade sale.

The media strategy of the new venture represents an important tool for communicating signals to investors and other key external stakeholders. Media outlets represent important third-party organizations that can convey information regarding new ventures to the public (Navis and Glynn, 2010), shape the focus of the public and its perceptions (Hoffman and Ocasio, 2001; Petkova, Rindova, and Gupta, 2013), and convey or withhold legitimacy for the firm (Elsbach, 1994; Lounsbury and Glynn, 2001). Firms that actively manage media coverage are shown to enjoy performance advantages (Ahern and Sosura, 2014).

Media strategy can be critical to financial performance. Prior work shows that greater volume of media information reduces underpricing (Pollock and Rindova, 2003). With informal media outlets, a greater volume of posts to stock message boards has been associated with positive returns (Antweiler and Frank, 2004). We suggest that media coverage can enhance the ability of the new venture to reach IPO.

Beyond the volume of coverage, the nature of the media coverage may play a critical role in firm success. Prior work has explored the effects of tonality of media coverage. Evidence shows that positive media coverage increases firm value (Nguyen, 2015) and leads to more favorable market reaction to earnings surprises (Pfarrer, Pollock, and Rindova, 2010). Negative media coverage is shown to influence CEO dismissal (Bednar, 2012), firm strategy (Bednar, Boivie, and Prince, 2013) and spillover to other firms in the same industry (Zavyalova et al., 2010). These findings suggest that the ability of a firm to shape the tonality of stories covering its actions and events is an important aspect of media strategy.

In the context of new ventures seeking IPO, media strategy to influence tonality of coverage may be particularly important. More positive descriptions of the strategies, market actions, and prospects for success may enhance the impression of the firm with the public and potential investors. When IPO events do occur, positive media coverage has been shown to reduce underpricing (Pollock and Rindova, 2003). In a similar fashion, positive tonality of coverage may boost the chances of the new venture to successfully achieve IPO.

2.3. Founder CEOs and Media Strategy

We now seek to integrate the concepts of entrepreneurial identity and signaling theory to explore broader implications of the role of founder CEOs in firm media strategies focused on successful completion of IPO. Prior research has drawn a number of connections between CEOs and media coverage, illustrating links to CEO pay, status, and behavior. Highly visible, award-winning CEOs attain greater compensation, status, and press coverage (Malandier and Tate, 2009). CEO reputation has a positive association with their stock-based pay (Milbourn, 2003), while CEOs with reputation concerns are more negatively impacted by general negative media coverage of CEO compensation (Kuhnen and Niessen, 2012). In turn, CEOs with higher compensation tend to attract more negative press coverage, though this is not shown to have an adverse effect on their compensation (Core, Guay, and Larcker, 2008). Media coverage also impacts behaviors, with more visible CEOs taking more risks (Liu, Zhang, and Jiraporn, 2016) and spending more time on public and private activities outside their firms (Malandier and Tate, 2009).

CEOs may leverage their own media visibility and take an active role in shaping their media strategy for the benefit of their organization. Firms and CEOs can influence media coverage, content, and context (Blankespoor and DeHaan, 2015). CEO reputation enhances firm performance (Falato, Li, and Milbourn, 2014) and the market reaction to announcements of capital investments, with higher post-investment operating performance improvements for firms with more reputable CEOs (Jian and Lee, 2001). New ventures that lack the longer track record of media coverage enjoyed by more established organizations may benefit more directly from CEOs who actively engage with the press.

A stronger entrepreneurial identity will lead the founder CEO to serve as a more active spokesperson for his or her organization. Prior work demonstrates that new firms engaging in more intense and diverse sensegiving activities attract higher levels of industry media attention, and these effects are enhanced by the human capital of their founders and leaders (Petkova, Rindova, and Gupta, 2013). Relative to professional CEOs, founder CEOs will have goals and perceptions of success tied more directly to the fortunes of their ventures. Their stronger identification with the organization will lead them to seek out more opportunities to champion its activities and achievements in the media.

Founder CEOs are also likely to act as stronger advocates of the venture in their approach to media strategy, beyond the simple volume of coverage. Given their stronger organizational identification with the firm, "...they may enhance their self-concepts by enhancing the identity of the organization through their behaviors" (Dukerich, Golden, and Shortell, 2002: 511). One direct behavior of the new venture CEO that has the potential to enhance the identity of both the organization and its leader is the strong advocacy of the firm and its actions in the media. Media coverage can, in turn, affect the CEO's confidence and perceptions of control over the venture (Hayward and Hambrick, 1997). Given the stronger alignment of their identity with the new venture, and their confidence and perceptions of control spurred by media coverage, founder CEOs will seek and elicit greater positive tonality in their approach to the media. Consequently, the founder CEO's more impassioned representation of the firm will be reflected in greater positive tonality of the language of their direct media releases.

Greater media coverage of firms with founder CEOs may provide a more compelling message. Prior work shows that stories of entrepreneurship are celebrated in the media (Lounsbury and Glynn, 2001). Coverage of firms led by their original founders may be viewed more favorably. Further, the stronger advocacy of the firm by the founder may more effectively resolve information asymmetries between the new venture and prospective investors. External stakeholders may view the founder CEO's communication as more authoritative and genuine, given his or her long-term history with the firm.

We suggest that the alignment of the beneficial effects of founder CEOs' entrepreneurial identity and media strategy will have a beneficial, compounding effect on new venture success. This effect is likely to manifest through both greater volume and greater positive tonality of media coverage, enhancing the chances of obtaining IPO.

3. Data and Measures

3.1. Data Sources and Sample

Our core sample is drawn from Dow Jones Venture Source and consists of all US VC-backed firms that were launched in the biopharmaceuticals, communications & networking, medical devices & equipment and semiconductors industries between 1985 and 2000. We tracked these firms for ten years, distinguishing between firms that went IPO, were acquired, went bankrupt or remained private. Venture Source contained information on basic firm, founder and CEO characteristics as well as details on VC financing. We collected patent data from the database Patstat.

We retrieved news articles from LexisNexis and matched these to our firm-year sample based on CEO name, firm name and publication year. In order to identify relevant articles from US media in LexisNexis we developed a search string that included all possible CEO-firm combinations over our sample period. We used only the CEO's last name and the firm without organization type for the search. We differentiated between articles that originated from newspapers and articles that are initiated by the firm such as wire sources and press releases. Since we were interested in how CEOs directly manage

media coverage, we concentrated on articles that originate from the firm (see, e.g., Lee et al. (2016) who used CEOs' Twitter tweets in their analysis). Our final sample contained 16,106 firm-year observations with 2,327 unique firms.

3.2. Dependent Variables

Our main dependent variables are *IPO*, *Trade sale* and *Liquidation* –dummy variables valued as one if a firm went public, was acquired or liquidated during our sample period, respectively. If the firm remained private, we set these dummy variables equal to zero. The main independent variable is *founder CEO*, which is a time varying dummy that equaled one for the years in which the CEO of a firm is also the founder and zero otherwise.

3.3. Independent Variables

We used articles that were returned from our LexisNexis search to calculate news related measures. *Media attention* equals the number of articles on every CEO-firm combination per year. In order to calculate tonality of articles, we relied on the 'bag of word' method using wordlists ("alternative wordlists in financial text") developed by Loughran and McDonald (2011). These word lists are specifically tailored towards topics that are related to entrepreneurship and finance such as IPOs. To capture tonality of articles we used negative tone, because research shows that negative words matter significantly more than positive words and thus it is common practice in economic and managerial studies to focus on negative tone (see, e.g., Das and Chen, 2007; Lee et al., 2016; Loughran and McDonald, 2011; Tetlock, 2007). To put it differently, the less negative words a CEO used, the greater was the positive tonality of the article. We calculated *media tone* by counting all words per article that are on the negative tone word list and divided it by the number of total words per article. To deal with missing tone observations, we followed the approach used by Liu et al. (2017). For firm-years with no articles (*media attention*=0), we replaced the missing tone variable with the sample average tone for founder CEOs and professional CEOs, respectively. This allowed us to keep all observations in our tone analyses.

3.4. Control Variables

To account for the innovative ability of a firm we used *number patents* and *patent quality*. To construct *number patents* we simply count the number of patents per year. *Patent quality* reflects the number of forward external cites of patents in the future five years (we construct this variable also in a yearly basis). We controlled for different time invariant CEO and firm characteristics i.e. *number founders*, *CEO has PhD*, firm is *located in CA* (California) or *located in MA* (Massachusetts) and founding year. VC investment characteristics might also be important to consider because these may be a proxy for firm quality and thus we used the variables *rounds of VC funding*, *amount VC funding* (numbers are calculated on a yearly basis) and the duration between the founding year and the year of the first round of venture capital financing (*duration to 1st VC funding*). Giot and Schwienbacher (2007) show that it is important to control for the “hotness” of the IPO market, since in favorable market conditions IPOs are more likely. Similar to their approach, we constructed the variable *IPO market activity*. The data came from Jay Ritter’s web page¹ and the variable equals the number of IPOs at all major US stock exchanges (NASDAQ, NYSE, AMEX) per year.

4. Estimation and Results

4.1. Model Specification

To measure new venture performance, extant literature usually observes successful exits via IPOs and/or trade sales (see, e.g., Chemmanur et al. (2016); Dai et al. 2012; Hochberg et al. 2007; Nahata et al. 2014). As our data is presented as an unbalanced panel and faces the issue of right censoring (some firms are neither observed to fail nor successfully exit), we used survival analysis to estimate success probability. Firms are right censored if they do not have an event during the time of the study and, in our case, are still private after a ten year period. Specifically, we apply a competing risk model that allowed us to incorporate the richness of our dataset into the empirical analysis as we were able to differentiate between

¹ <https://site.warrington.ufl.edu/ritter/ipo-data/>

IPOs, trade sales and liquidations (Giot and Schwienbacher, 2007). We fit the competing risk model via maximum likelihood using the method of Fine and Gray (1999).

In Specifications 1 to 3 and 6 to 11 of Table 2, we estimated the success probability and ran competing risk models differentiating between the different outcome possibilities – IPO, trade sale and liquidation. For sake of easier interpretation we report subhazard ratios (SHR) rather than coefficients with standard errors. Standard errors are clustered on firm level, and to account for differences across different industries, we include industry fixed effects.

In Specifications 4 and 5 of Table 2 we are interested in the relationship between founder vs. professional CEO and media attention (tone). To observe these outcomes, we use random effects generalized least square (GLS) models, which adjust for first-order autoregressive disturbances within unbalanced panels and cross-sectional correlation and heteroskedasticity across panels (Lee et al., 2016). We report regression coefficients with standard errors. In addition, we clustered standard errors on firm level and added year and industry fixed effects to account for differences across time and between different industries.

4.2. Endogeneity

As with many other studies in this stream of research, we seek to address the issue of endogeneity (Certo et al., 2016), but face the challenge that data in entrepreneurship research is difficult to obtain (Wassermann, 2017). If endogeneity is present in our empirical analysis, parameter estimates might be biased and inconsistent, which may make any inferences unreliable (Wooldridge, 2010). Intuitively, this means that the correlation between *founder CEO (media attention or media tone)* and venture success could potentially be spurious because of a correlation between these variables with the error term. In our analysis there are two potential sources of endogeneity, namely omitted variable bias and simultaneity.

Omitted variable bias refers to the issue that independent variables should be included in the regression but are not because we either couldn't observe or measure them (Roberts and Whited, 2012).

Examples are variables related to firm performance such as operating performance or revenue growth. We took several actions to address this issue. First, we included control variables that were related to venture capital investments (*rounds of VC funding, amount VC funding, duration to 1st VC funding*) and implicitly accounted for firm performance. For example, a venture that is very risky, might receive a lower total amount of VC financing and gets its financing through more VC rounds (Gompers, 1995). The latter is done because it provides the VC with the option to abandon the investment and limit downside risk (Dennis, 2004). Second, it might be that the amount and tone of media coverage varies because CEOs do not use media as a channel to reduce information asymmetries but rather because their firms or market environments are just different. We addressed this issue by including industry and year fixed effects that control for unobserved and time invariant differences across industries and time in the regressions.

Third, we alleviated concerns regarding omitted variable bias by executing a propensity score matching. Since *founder CEO* and the media strategy might be endogenous, we implemented two different matching algorithms. In the first step, we estimated the propensity score using a probit regression based on *number of employees, industry* and *founding year*. In some variations of the regressions we also included *EBIT margin* in the matching equation. In the second step, we matched firms with professional CEOs to firms with founder CEOs (without replacement) and firms that received media attention to firms that didn't receive any media attention (with replacement), respectively, based on the propensity score. We determined the value of the variable *founder CEO* in the year of the IPO. Company fundamentals came from Capital IQ. In the third step, we estimated regressions as described in the subsection 'estimation method'. As fundamentals are only available for a subset of sample firms, the number of observations decreased. We show matched results on *founder CEO* and *media attention* in Tables 3 and 4, respectively. For the competing risk regressions, we only report the IPO outcome.

Simultaneity might arise if one or more independent variables (*founder CEO, media attention, media tone*) impacts the dependent variable while the dependent variable also influences one or more of the independent variables. Our empirical design should alleviate these concerns. Using survival analysis

in combination with panel data, the dependent and independent variables are not determined in equilibrium; rather, the exit decision is modelled to happen in the last year of observation (or is never observed if the venture remained private). Thus, the differences in timing between the decision of CEO succession (media strategy) and venture success should provide us with a relatively robust treatment of causality.

4.3. Results

Table 1 reports correlations and descriptive statistics for all variables we used in our analysis of 2,327 sample firms. Based on the relatively low correlations among predictor variables reported in Table 1, multicollinearity seems not to be an issue for our subsequent analyses. On average, 17.69 percent of firms went IPO during the sample period. 36.59 percent and 23.69 percent of all firms were sold and liquidated, respectively. *Media attention* shows that the average firm issues about 0.95 articles per year. *Tone* suggests that CEOs use on average 1.45 percent negative words per article in our sample. Roughly 27.90 percent of all sample firms retained the founding CEO of their firm (based on firm-years).

[insert Table 1 about here]

Table 2 reports the results of the multivariate competing risk analyses and random effects GLS regressions. We have suggested that founder CEOs are more likely to achieve IPO than professional CEOs, because founder CEOs identify more strongly with their ventures and exert more effort than professional CEOs. The SHR larger than one (SHR=1.3367, p-value=0.0090) of the variable *founder CEO* in Specification 1 provides support for this relationship. It appears that founders are by 33.67 percent more likely to achieve IPO than professional CEOs. Interestingly, the SHR in the second specification is smaller than 1 (SHR=0.8720, p-value=0.0972), indicating that founder CEOs are by 12.80 percent less likely than professional CEOs to exit via acquisition. This finding is in line with the conjecture that founders refrain from trade sales, as they usually lose control over their firm once it is sold

(Bayar and Chemmanur, 2011; Bayar and Chemmanur, 2012). Regarding liquidations, the founder status of the CEO seems not to matter, as the p-value of the SHR equals 0.9890 (see Specification 3).

In Specification 1 *media attention* is larger than one (SHR=1.0570, p-value=0.0000). In line with our conjecture that an aggressive media strategy might reduce information asymmetries between management and external stakeholders, we find that firms with a higher volume of media coverage are more likely to achieve IPO than firms with a lower volume of media coverage. Specifically, with every increase of *media attention* by one article per firm-year, the *IPO* probability increases by 5.70 percent. Specification 2 suggests a similar, but economically weaker, relation for *trade sales*. It seems that acquisition probability increases 4.37 percent if *media attention* increases by one article (SHR=1.0437, p-value=0.0000). The relationship between *media attention* and *liquidation* probability is negative with SHR=0.7624 and p-value =0.0000. The size of the SHR is economically significant, as with every further article, *liquidation* probability decreases by 23.76 percent.

We have also suggested that tonality of media coverage matters, and managers use it to signal the quality of their firms and show how strongly they identify with their venture. As predicted, it seems that a more positive tone (less negative tone) increases *IPO* probability. In Specification 1 the SHR on *media tone* is smaller than one (SHR=0.8478, p-value = 0.0763), which indicates that with every decrease by 1 percent in (negative) tone, the *IPO* probability increases by 15.22 percent. As one might expect, the relationship between *media tone* and *trade sale* is negative and between *media tone* and *liquidation* positive. However, with SHR=0.9697, p-value=0.6287 and SHR=1.1157, p-value=0.1470, these relationships have relatively low significance (see Specifications 2 and 3).

In Specifications 4 and 5, we take a closer look at the media strategy of founder CEOs relative to professional CEOs. The results in Specification 4 suggest that founder CEOs issue more media than professional CEOs ($\beta=0.1829$, p-value = 0.0000). To give some indication of the economic magnitude of this relationship, founder CEOs issue 0.18 more articles than professional CEOs per year, a significant increase in coverage, given that the sample average is 0.96 articles. We next test whether founder CEOs

have a stronger positive tonality in media coverage. The results in Specification 5 are in line with this conjecture as *founder CEO* is negative with strong statistical significance ($\beta = -0.1259$, $p\text{-value} = 0.0000$), which indicates that founder CEOs use less negative tone in their articles compared to professional CEOs. Specifically, founder CEOs are associated with a decrease in negative tone by 0.13 percentage points in comparison to professional CEOs.

In Specifications 6 to 11 we analyzed whether founder CEOs that have greater media coverage and use greater positive tonality have a positive effect on new venture success. The results in Specification 6 are in contrast to what we expected; the SHR of the interaction term *founder CEO x media attention* is $\text{SHR} = 0.9594$ with a $p\text{-value} = 0.0186$. It seems that professional CEOs use greater media coverage more effectively to achieve *IPO* than founder CEOs. The relationship between the interaction term and *trade sale* as well as *liquidation* is also negative with $\text{SHR} = 0.9721$, $p\text{-value} = 0.0961$ and $\text{SHR} = 0.7303$, $p\text{-value} = 0.0186$, respectively. The effect size of the negative relation is the largest for *liquidation*.

The SHR in Specification 9 is directionally consistent with our conjecture, although it is not statistically significant with a $p\text{-value}$ of 0.6816. There is a positive relationship between the SHR of the interaction term and *media tone* for the alternative exit scenarios. But the effect is again not statistically significant with $\text{SHR} = 1.0369$, $p\text{-value} = 0.7651$ and $\text{SHR} = 1.1381$, $p\text{-value} = 0.3671$, respectively.

[insert Table 2 about here]

4.4. Auxiliary Analysis

Next we focused more closely on the results in Specifications 6 to 11 that include interaction effects between founder vs. professional CEOs and number or tonality of articles. Since interaction terms in non-linear models are difficult to interpret, we show results in graphical form (see, e.g., Hoetker, 2007). Specifically, we plot cumulative incidence functions (CIF), which are well suited to illustrate effects of

competing risk regressions. Figures 1 and 2 show the development of the CIFs over time of analysis with exit IPO.

Figure 1 focuses on the relation between *founder CEOs x media attention*. According to the figure, professional CEOs that have the greatest media attention have the highest IPO probability. Indeed, it seems that professional CEOs (which have a high level of media coverage) are able to send the most credible signals. The second and third highest probability to achieve IPO is associated with founder CEOs that have the greatest and lowest level of media attention, respectively. To put these results into economic terms: The probability to achieve IPO before (or up to) year six equals approximately 0.96, 0.48, 0.08 and 0.05 for professional CEOs with high media attention, founder CEOs with high media attention, founder CEOs with low media attention and professional CEOs with low media attention, respectively.

[insert Figure 1 about here]

Additionally, it might be interesting to track how founder and professional CEOs manage their media coverage over time. Field and Lowry (2009) report that institutional investors only own 25% of IPO stocks in the month after the IPO. This indicates that retail investors are crucial for potential IPO firms. Since IPO firms have to attract the attention of retail investors before the IPO, we expect that founder and professional CEOs increase (1) the number of articles and (2) the positive tonality of articles the closer they get to the IPO. To investigate this, we plot the mean number and the mean tonality of articles per year over time in relation to the IPO date for all firms that went IPO. Figures 2 and 3 show the results for *media attention* and *media tone*, respectively, which are in line with our expectations. First, every year prior to the IPO, founder CEOs issue more articles than professional CEOs and media attention gets greater the closer the firm gets to the IPO (Figure 2). Second, founder CEOs use greater positive tonality than professional CEOs during every year prior to the IPO. Although the level of tonality fluctuates during the years -9 to -2, both founder and professional CEOs, increase positive tonality during the last two years prior to the IPO event. This time frame is in line with claims of Pollock and Rindova (2003), who argue that firms start the IPO planning phase approximately one year before their first filing

with the US Security and Exchange Commission. The start of the planning phase is likely to be correlated with the media strategy of the venture during that period of time.

[insert Figure 2 and Figure 3 about here]

4.5. Robustness Tests

Tables 3 and 4 report the results of the matched sample in regard to *founder CEO* and *media attention*, respectively. Specifications 1 to 4 depict outcomes for a matched sample on *employees*, *industry* and *founding year* and Specifications 5 to 8 include *EBIT margin* as an additional determinant for the construction of the matched sample. In Table 3, the sample size drops by 45.65% and 88.04% in Specifications 1 to 4 and 5 to 8, respectively. Still, the results are fairly robust. The size of the SHRs and coefficients are of similar magnitude, and so is their significance level. A similar conclusion can be drawn from the results in Table 4. Overall, these additional robustness tests provide evidence that the main effects we document remain despite potential endogeneity that might be present in the analyses.

[insert Table 3 and Table 4 about here]

5. Discussion

Our study attempts to integrate important areas of entrepreneurship research. On the one hand, prior work has focused on the skills, characteristics, and social ties of founders in determining entrepreneurial success (Nelson, 2003; Gimmon and Levie, 2010). The broad sense of this research is that certain advantages accrue to new ventures that retain founders in leadership roles (Adams, Almeida, and Ferreira, 2009). Another stream of work in entrepreneurship observes the importance of managing external perceptions. New ventures must work to overcome the inherent problem of information asymmetry between management and potential investors (Amit, Glosten, and Muller, 1990) through signals such as partnering with prominent venture capitalists, structuring their board appointments, and managing media attention (Pollock et al., 2010; Certo, 2003; Petkova, Rindova, and Gupta, 2013). Such costly signals prevent imitation by low quality competitors, allowing the focal venture to demonstrate its relative worth

(Connelly et al., 2011). We connect these streams by studying the interplay between founder CEOs and media coverage. Our work offers evidence that founders bring a unique identity to the leadership of the firm that can shape the external signals transmitted through tonality and volume of media coverage, impacting the important outcome of IPO.

Our baseline findings are consistent with both of these individual research streams. We show that among our sample of firms, retaining the founder CEO improves the likelihood of IPO. This result reinforces the proposition that founders offer some unique advantage in the development of the new venture relative to professional CEOs who are often hired in the early stages of its life cycle. At the same time, IPO is also enhanced through the effective use of external signals to the marketplace. Both a greater volume and greater positive tonality of media coverage are also associated with IPO. Consistent with signaling theory, more communication perhaps offers more information, and greater positive tonality increases the likelihood that the signal will cut through marketplace noise to reach investors.

We draw from important work on entrepreneurial identity to connect these observed benefits of founder CEOs and media coverage. Entrepreneurs' stronger organizational identification with their ventures (Dutton, Dukerich, and Harquail, 1994; Dobrev and Barnett, 2005) may lead them to be exceptionally strong advocates for their firms, seeking out greater and more emphatic media coverage. Our empirical results offer support for this framework; we find that new ventures with founder CEOs are more likely to have media coverage that is higher in volume and more positive in tonality than ventures with CEOs hired after founding.

We also demonstrate interactive effects for firms that both retain founder CEOs and use a higher volume and more positive tonality in their media strategy. In contrast to our initial conjecture, the empirical analysis showed that professional CEOs are able to use a high level of media coverage effectively to increase the likelihood of IPO. This result could be explained through two different aspects of CEOs and their media strategies. First, professional CEOs might be more experienced and pursue growth strategies more aggressively than founder CEOs (Jain and Tabak, 2008). With that, they are better

in communicating their growth prospects via their media strategy to influential market participants, resulting into a more credible signal. Second, powerful CEOs seem to influence firm performance to a larger extent (Adams et al., 2005). Perhaps professional CEOs that use the media channel extensively demonstrate their power to outsiders.

We recognize certain limitations of our study. While we build from a strong theoretical foundation of entrepreneurial identity, we are not able to directly measure the strength of this identity among founder CEOs. Future research may fill this gap, drawing a more precise picture of the link between founders' entrepreneurial identities, their approach to media strategy, and the resulting success of their ventures. While our use of text analysis reveals the aggregate tonality of firm media coverage, we do not capture the impact of specific stories or events that may have a disproportionate effect on stakeholders' perceptions of firms. Future refinements to text analysis techniques may help us systematically capture such effects. Finally, while we have made significant efforts to do so in our empirical analysis, it is not possible to fully exclude other potential factors influencing IPO. We hope that future studies involving different datasets or contexts may help build further evidence to support our theoretical framework.

6. Conclusion

Our study explores the relationship between founder CEOs and how they shape the media strategy and success of the ventures they lead. We draw from research on entrepreneurial identity to link unique characteristics of founder CEOs to volume and tonality of media coverage. Our empirical setting of US VC-backed firms provides an effective context for exploring these relationships. Through the stronger signal of founder-led firms transmitted to external stakeholders, our findings demonstrate that such firms enjoy greater chances for IPO. Our work offers meaningful contributions to research in entrepreneurship and organizational reputation.

REFERENCES

- Adams R, Almeida H, Ferreira D (2005) Powerful CEOs and their impact on corporate performance. *Rev. Fin. Stud.* 18(4):1403-1432.
- Adams R, Almeida H, Ferreira D (2009) Understanding the relationship between founder-CEOs and firm performance. *J. Emp. Finance* 16(1):136-150.
- Ahern KR, Sosyura D (2014) Who writes the news? Corporate press releases during merger negotiations. *J. Finance* 69(1):241-291.
- Amit R, Glosten L, Muller E (1990) Entrepreneurial ability, venture investments, and risk sharing. *Management Sci.* 36(10):1233-1246.
- Antweiler W, Frank MZ (2004) Is all that talk just noise? The information content of internet stock message boards. *J. Finance* 59(3):1259-1294.
- Bayar O, Chemmanur TJ (2011) IPOs versus acquisitions and the valuation premium puzzle: A theory of exit choice by entrepreneurs and venture capitalists. *J. Financial Quant. Anal.* 46(06):1755-1793.
- Bayar O, Chemmanur T.J., 2012. What drives the valuation premium in IPOs versus acquisitions? An empirical analysis. *J. Corp. Finance* 18(3), pp.451-475.
- Bednar MK 2012. Watchdog or lapdog? A behavioral view of the media as a corporate governance mechanism. *Acad. Management J.*, 55(1), pp.131-150.
- Bednar MK, Boivie S, Prince NR 2013. Burr under the saddle: How media coverage influences strategic change. *Organ. Sci.*, 24(3), pp.910-925.
- Benson DF, Brau JC, Cicon J, Ferris SP 2015. Strategically camouflaged corporate governance in IPOs: Entrepreneurial masking and impression management. *J. Bus. Venturing*, 30(6):839-864.
- Blankespoor E, DeHaan E 2015. CEO Visibility: Are Media Stars Born or Made? *Rock Center for Corporate Governance at Stanford University Working Paper*, (204):15-21.
- Boeker W, Karichalil R 2002. Entrepreneurial transitions: Factors influencing founder departure. *Acad. Management J.*, 45(4):818-826.
- Bruton G, Fried V, Hisrich RD 1997. Venture capitalist and CEO dismissal. *Entrepreneurship: Theory and Practice*, 21(3):41-55.
- Cardon MS, Wincent J, Singh J, Drnovsek M 2009. The nature and experience of entrepreneurial passion. *Acad. Management Rev.*, 34(3):511-532.
- Certo ST, Covin JG, Daily CM, Dalton DR, 2001. Wealth and effects of founder management among IPO stage new ventures. *Strategic Management J.* 22(6-7):641-658.
- Certo ST 2003. Influencing initial public offering investors with prestige: Signaling with board structures. *Acad. Management Rev.*, 28(3):432-446.
- Certo ST, Busenbark JR, Woo HS, Semadeni M 2016. Sample selection bias and Heckman models in strategic management research. *Strategic Management J.*, 37(13):2639-2657.
- Chemmanur TJ, Hull TJ, Krishnan K 2016. Do local and international venture capitalists play well together? The complementarity of local and international venture capitalists. *J. Bus. Venturing* 31(5):573-594.

- Cohen BD, Dean TJ 2005. Information asymmetry and investor valuation of IPOs: Top management team legitimacy as a capital market signal. *Strategic Management J.*, 26(7):683-690.
- Connelly BL, Certo ST, Ireland RD, Reutzel CR 2011. Signaling theory: A review and assessment. *J. Manage.*, 37(1):39-67.
- Core JE, Guay W, Larcker DF 2008. The power of the pen and executive compensation. *J. Financial Econom.*, 88(1):1-25.
- Dai N, Jo H, Kasscieh SK 2012. Cross-border venture capital investments in Asia: Selection and exit performance. *J. Bus. Venturing* 27(6):666–684.
- Das Sanjiv R., Chen MY 2007. Yahoo! for Amazon: Sentiment extraction from small talk on the web. *Management Sci.*, 53(9):1375-1388.
- Denis DJ 2004. Entrepreneurial finance: An overview of the issues and evidence. *J. Corp. Finance*, 10(2):301-326.
- Dobrev SD, Barnett WP 2005. Organizational roles and transition to entrepreneurship. *Acad. Management J.*, 48(3):433-449.
- Dukerich JM, Golden BR, Shortell SM 2002. Beauty is in the eye of the beholder: The impact of organizational identification, identity, and image on the cooperative behaviors of physicians. *Admin. Sci. Quart.*, 47(3):507-533.
- Dutton JE, Dukerich JM, Harquail, CV 1994. Organizational images and member identification. *Admin. Sci. Quart.*, 39:239-263.
- Elsbach KD 1994. Managing organizational legitimacy in the California cattle industry: The construction and effectiveness of verbal accounts. *Admin. Sci. Quart.*, 39:57-88.
- Falato A, Li D, Milbourn T 2015. Which skills matter in the market for CEOs? Evidence from pay for CEO credentials. *Management Sci.*, 61(12):2845-2869.
- Fine JP, Gray RJ 1999. A proportional hazards model for the subdistribution of a competing risk. *J. Am. Stat. As.* 94(446):496-509.
- Gimmon E, Levie J 2010. Founder's human capital, external investment, and the survival of new high-technology ventures. *Res. Policy*, 39(9):1214-1226.
- Giot, Pierre, and Armin Schwienbacher, 2007. IPOs, trade sales and liquidations: Modelling venture capital exits using survival analysis. *J. Bank Financ.* 31(3):679-702.
- Gompers, P.A., 1995. Optimal investment, monitoring, and the staging of venture capital. *J. Finance*, 50(5):1461-1489.
- Hayward, M.L. and Hambrick, D.C., 1997. Explaining the premiums paid for large acquisitions: Evidence of CEO hubris. *Admin. Sci. Quart.*, 42:103-127.
- Hellmann, T. and Puri, M., 2002. Venture capital and the professionalization of start-up firms: Empirical evidence. *J. Finance*, 57(1):169-197.
- Hoang, H. and Gimeno, J., 2010. Becoming a founder: How founder role identity affects entrepreneurial transitions and persistence in founding. *J. Bus. Venturing*, 25(1):41-53.
- Hochberg, Y., Ljungqvist, A., and Lu, Y., 2007. Whom you know matters: Venture capital networks and investment performance. *J. Finance* 62(1):251-301

- Hoetker, G., 2007. The use of logit and probit models in strategic management research: Critical issues, *Strategic Management J.* 28(4):331-343.
- Hoffman, A.J. and Ocasio, W., 2001. Not all events are attended equally: Toward a middle-range theory of industry attention to external events. *Organ. Sci.*, 12(4):414-434.
- Jain, B.A. and Tabak, F., 2008. Factors influencing the choice between founder versus non-founder CEOs for IPO firms. *J. Bus. Venturing*, 23(1):21-45.
- Janney, J.J. and Folta, T.B., 2003. Signaling through private equity placements and its impact on the valuation of biotechnology firms. *J. Bus. Venturing*, 18(3):361-380.
- Jayaraman, N., Khorana, A., Nelling, E. and Covin, J., 2000. Research notes and commentaries CEO founder status and firm financial performance. *Strategic Management J.*, 21(12):1215-1224.
- Jian, M. and Lee, K.W., 2011. Does CEO reputation matter for capital investments? *J. Corp. Finance*, 17(4):929-946.
- Kirmani, A. and Rao, A.R., 2000. No pain, no gain: A critical review of the literature on signaling unobservable product quality. *Journal of marketing*, 64(2):66-79.
- Kuhnen, C.M. and Niessen, A., 2012. Public opinion and executive compensation. *Management Sci.*, 58(7):1249-1272.
- Lerner, J., 1994. Venture capitalists and the decision to go public. *J. Financial Econom.*, 35(3):293-316.
- Lee, J.M., Hwang, B.H. and Chen, H., 2016. Are founder CEOs more overconfident than professional CEOs? Evidence from S&P 1500 companies, *Strategic Management J.*, 38(3):751-769.
- Liu, Y., Zhang, Y. and Jiraporn, P., 2016. Firm Risk-Taking and CEO Visibility. *Quarterly J. Finance*, 6(3):1650010.
- Liu, B., McConnell, J., and Xu, W., 2017. The power of the pen reconsidered: The media, CEO human capital, and corporate governance. *J. Bank Financ.* 76:175-188.
- Loughran, T., McDonald, B., 2011. When is a liability not a liability? Textual analysis, dictionaries, and 10-Ks. *J. Finance* 66(1):35-65.
- Loughran, T., McDonald, B., 2016. Textual analysis in accounting and finance: A survey. *J. Accounting Res.* 54(4):1187-1230.
- Lounsbury, M. and Glynn, M.A., 2001. Cultural entrepreneurship: Stories, legitimacy, and the acquisition of resources. *Strategic Management J.*, 22(6-7):545-564.
- Mael, F. and Ashforth, B.E., 1992. Alumni and their alma mater: A partial test of the reformulated model of organizational identification. *J. Organ. Behav.* 13(2):103-123.
- Malmendier, U. and Tate, G., 2009. Superstar CEOs. *Q. J. Econ.* pp.1593-1638.
- Meggison, W.L. and Weiss, K.A., 1991. Venture capitalist certification in initial public offerings. *J. Finance*, 46(3):879-903.
- Milbourn, T.T., 2003. CEO reputation and stock-based compensation. *J. Financial Econom.*, 68(2):233-262.
- Nahata, R., Hazarika, S., and Tandon, K., 2014. Success in global venture capital investing: Do institutional and cultural differences matter? *J. Financ. Quant. Anal.* 49(4):1039-1070.

- Navis, C. and Glynn, M.A., 2010. How new market categories emerge: Temporal dynamics of legitimacy, identity, and entrepreneurship in satellite radio, 1990–2005. *Admin. Sci. Quart.*, 55(3):439-471.
- Navis, C. and Glynn, M.A., 2011. Legitimate distinctiveness and the entrepreneurial identity: Influence on investor judgments of new venture plausibility. *Acad. Management Rev.*, 36(3):479-499.
- Nelson, T., 2003. The persistence of founder influence: Management, ownership, and performance effects at initial public offering. *Strategic Management J.*, 24(8):707-724.
- Nguyen, B.D., 2015. Is more news good news? Media coverage of CEOs, firm value, and rent extraction. *Quarterly J. Finance*, 5(04):1550020.
- Petkova, A.P., Rindova, V.P. and Gupta, A.K., 2013. No news is bad news: Sensegiving activities, media attention, and venture capital funding of new technology organizations. *Organ. Sci.*, 24(3):865-888.
- Pfarrer, M.D., Pollock, T.G. and Rindova, V.P., 2010. A tale of two assets: The effects of firm reputation and celebrity on earnings surprises and investors' reactions. *Acad. Management J.*, 53(5):1131-1152.
- Pollock, T.G., Chen, G., Jackson, E.M. and Hambrick, D.C., 2010. How much prestige is enough? Assessing the value of multiple types of high-status affiliates for young firms. *J. Bus. Venturing*, 25(1):6-23.
- Pollock, T.G., Fund, B.R. and Baker, T., 2009. Dance with the one that brought you? Venture capital firms and the retention of founder-CEOs. *Strategic Entrep. J.* 3(3):199-217.
- Pollock, T.G. and Rindova, V.P., 2003. Media legitimation effects in the market for initial public offerings. *Acad. Management J.*, 46(5):631-642.
- Roach M, Sauermann H (2015) Founder or joiner? The role of preferences and context in shaping different entrepreneurial interests. *Management Sci.* 61(9):2160-2184.
- Roberts MR, Whited T (2012) *Endogeneity in empirical corporate finance*. Constantinides G, Stulz R, Harris M, eds. Handbook of the Economics of Finance, Vol. 2. Elsevier, Amsterdam.
- Spence, M., 2002. Signaling in retrospect and the informational structure of markets. *Am. Econ. Rev.* 92(3):434-459.
- Tetlock, Paul C., 2007. Giving content to investor sentiment: The role of media in the stock market. *J. Finance* 62(3):1139-1168.
- Wasserman, N., 2003. Founder-CEO succession and the paradox of entrepreneurial success. *Organ. Sci.*, 14(2):149-172.
- Wasserman, N., 2017. The throne vs. the kingdom: Founder control and value creation in startups. *Strategic Management J.*, 38(2):255-277.
- Weber, M. 1968. *On charisma and institution building: Selected papers edited by S. N. Eisenstadt*. Chicago: University of Chicago Press.
- Wooldridge, J., 2010. *Econometric Analysis of Cross Section and Panel Data*. MIT Press
- Zavyalova, A., Pfarrer, M.D., Reger, R.K. and Shapiro, D.L., 2012. Managing the message: The effects of firm actions and industry spillovers on media coverage following wrongdoing. *Acad. Management J.*, 55(5):1079-1101.

Table 1. Correlation Matrix and Descriptive Statistics (N=16106)

Variable	1	2	3	4	5	6	7	8	9	10	11	12	13	14	15	16	17
1. IPO	1																
2. Trade sale	-0.35	1															
3. Liquidation	-0.26	-0.42	1														
4. Media attention	0.11	0.00	-0.09	1													
5. Media tone	0.01	-0.04	-0.00	-0.07	1												
6. Founder CEO	0.07	-0.05	0.00	0.09	-0.10	1											
7. Number patents	0.20	-0.07	-0.12	0.13	0.02	0.03	1										
8. Patent quality	0.19	-0.04	-0.06	0.04	0.01	0.01	0.54	1									
9. Number founders	-0.02	0.01	-0.02	0.08	-0.07	0.36	0.07	-0.02	1								
10. CEO has PhD	0.09	-0.10	-0.01	0.05	0.04	0.17	0.09	0.02	0.05	1							
11. Rounds VC funding	0.08	-0.00	-0.02	0.11	-0.02	0.00	0.09	0.08	0.07	0.00	1						
12. Amount VC funding	0.05	0.00	-0.01	0.17	-0.05	0.03	0.10	0.02	0.09	-0.02	0.41	1					
13. Duration to 1st VC funding	0.07	-0.02	-0.03	-0.07	0.02	-0.04	-0.07	-0.01	-0.15	-0.05	-0.19	-0.09	1				
14. IPO market activity	0.17	0.03	0.01	-0.07	-0.01	-0.03	-0.03	0.19	-0.17	-0.02	0.12	0.00	0.16	1			
15. Located in CA	0.05	-0.01	0.05	0.00	-0.03	0.03	0.10	0.08	0.10	0.01	0.04	-0.00	-0.13	0.01	1		
16. Located in MA	-0.02	0.05	-0.02	0.01	0.00	0.00	-0.04	-0.04	0.04	-0.00	0.02	-0.01	-0.05	0.00	-0.32	1	
17. Founding year	-0.25	-0.01	0.04	0.07	-0.05	0.17	0.02	-0.14	0.38	0.06	0.08	0.11	-0.55	-0.42	0.05	0.01	1
Mean	0.18	0.37	0.24	0.95	1.45	0.28	1.00	5.76	1.39	0.19	0.56	6.60	1.28	298.81	0.44	0.12	1995.68
Std. dev.	0.38	0.48	0.43	2.70	0.60	0.45	2.23	20.45	1.28	0.39	0.68	20.25	1.84	186.61	0.50	0.32	3.53
Min	0	0	0	0	0	0	0	0	0	0	0	0	0	21	0	0	1985
Max	1	1	1	48	13.94	1	13	142	7	1	6	650	9	675	1	1	2000

Table 2. Regression Results

Dependent variable	(1)	(2)	(3)	(4)	(5)	(6)	(7)	(8)	(9)	(10)	(11)
	IPO	Trade sale	Liquidation	Media	Media	IPO	Trade sale	Liquidation	IPO	Trade sale	Liquidation
Founder CEO	1.3367*** (0.0090)	0.8720* (0.0972)	0.9987 (0.9890)	0.1829*** (0.0000)	-0.1259*** (0.0000)	1.4797*** (0.0008)	0.9094 (0.2711)	1.0982 (0.3493)	1.4899 (0.1632)	0.8299 (0.3168)	0.8263 (0.4120)
Media attention	1.0570*** (0.0000)	1.0437*** (0.0000)	0.7624*** (0.0000)			1.0869*** (0.0000)	1.0543*** (0.0000)	0.8256*** (0.0001)	1.0571*** (0.0000)	1.0438*** (0.0000)	0.7614*** (0.0000)
Founder CEO x Media attention						0.9594** (0.0186)	0.9721* (0.0961)	0.7303** (0.0186)			
Tone	0.8478* (0.0763)	0.9697 (0.6287)	1.1157 (0.1470)			0.8513* (0.0709)	0.9660 (0.5861)	1.1215 (0.1369)	0.8733 (0.2324)	0.9577 (0.5999)	1.0363 (0.7614)
Founder CEO x Tone									0.9227 (0.6816)	1.0369 (0.7651)	1.1381 (0.3671)
Number patents	1.2211*** (0.0000)	0.8729*** (0.0000)	0.5123*** (0.0000)	0.0618*** (0.0000)	-0.0002 (0.7719)	1.2238*** (0.0000)	0.8734*** (0.0000)	0.5114*** (0.0000)	1.2213*** (0.0000)	0.8730*** (0.0000)	0.5124*** (0.0000)
Patent quality	0.9976 (0.1202)	0.9864** (0.0105)	0.9523** (0.0474)	-0.0008* (0.0912)	0.0000 (0.9339)	0.9973* (0.0870)	0.9863** (0.0102)	0.9523** (0.0475)	0.9976 (0.1240)	0.9864** (0.0104)	0.9524** (0.0482)
Number founders	1.0399 (0.3897)	1.0388 (0.1994)	0.9648 (0.2985)	0.0145** (0.0360)	-0.0013 (0.2820)	1.0445 (0.3361)	1.0394 (0.1931)	0.9651 (0.3040)	1.0405 (0.3839)	1.0388 (0.2003)	0.9653 (0.3062)
CEO has PhD	0.8705 (0.2616)	0.9042 (0.3082)	1.0415 (0.7231)	0.0933*** (0.0000)	0.0012 (0.7159)	0.8635 (0.2328)	0.8993 (0.2843)	1.0416 (0.7222)	0.8717 (0.2658)	0.9037 (0.3060)	1.0381 (0.7454)
Rounds VC funding	0.6628*** (0.0000)	0.6882*** (0.0001)	0.9590 (0.7399)	0.0327*** (0.0022)	0.0001 (0.9500)	0.6575*** (0.0000)	0.6874*** (0.0001)	0.9558 (0.7201)	0.6623*** (0.0000)	0.6880*** (0.0001)	0.9590 (0.7400)
Amount VC funding	1.0070*** (0.0000)	0.9851* (0.0630)	0.9138*** (0.0001)	0.0119*** (0.0000)	-0.0002*** (0.0053)	1.0069*** (0.0000)	0.9851* (0.0651)	0.9138*** (0.0001)	1.0070*** (0.0000)	0.9851* (0.0632)	0.9137*** (0.0001)
Duration to 1st VC funding	0.9454** (0.0393)	0.9117*** (0.0000)	0.8832*** (0.0002)	-0.0266*** (0.0000)	0.0005 (0.4819)	0.9446** (0.0364)	0.9117*** (0.0000)	0.8834*** (0.0002)	0.9458** (0.0405)	0.9117*** (0.0000)	0.8832*** (0.0002)
IPO market activity	1.0026*** (0.0000)	0.9999 (0.7322)	0.9958*** (0.0000)	-0.0070*** (0.0000)	-0.0000 (0.9357)	1.0026*** (0.0000)	0.9999 (0.7479)	0.9958*** (0.0000)	1.0026*** (0.0000)	0.9999 (0.7342)	0.9958*** (0.0000)
Located in CA	1.1458 (0.1813)	1.1114 (0.1554)	1.2756*** (0.0047)	0.0045 (0.7583)	-0.0014 (0.5985)	1.1221 (0.2591)	1.1051 (0.1789)	1.2665*** (0.0061)	1.1442 (0.1869)	1.1117 (0.1545)	1.2769*** (0.0046)
Located in MA	0.8670 (0.3909)	1.4714*** (0.0002)	0.9213 (0.5569)	0.0462* (0.0731)	-0.0013 (0.7436)	0.8556 (0.3482)	1.4682*** (0.0002)	0.9251 (0.5775)	0.8663 (0.3882)	1.4715*** (0.0002)	0.9231 (0.5657)
Founding year	0.9021*** (0.0000)	0.9602*** (0.0036)	0.9432*** (0.0003)	-0.0565*** (0.0000)	0.0007 (0.2181)	0.8991*** (0.0000)	0.9601*** (0.0034)	0.9424*** (0.0002)	0.9022*** (0.0000)	0.9602*** (0.0035)	0.9432*** (0.0003)
Year FE	no	no	no	yes	yes	no	no	no	no	no	no
Industry FE	yes	yes	yes	yes	yes	yes	yes	yes	yes	yes	yes
N	16106	16106	16106	16094	16094	16106	16106	16106	16106	16106	16106
Chi2	953.81	172.99	382.03	1563.37	2122.84	1020.91	171.62	379.06	953.44	173.18	386.61

Standard errors in parentheses are clustered on firm level. Specifications 1 to 3 and 6 to 11 show subhazard ratios of competing risk analyses and Specifications 4 and 5 depict coefficients of random effects generalized least square regressions.

Table 3. Regression Results Using a Matched Sample

Dependent variable	(1)	(2)	(3)	(4)	(5)	(6)	(7)	(8)
	Employees, industry, founding year				Employees, EBIT margin, industry, founding			
	IPO	Media attention	Media tone	IPO	IPO	Media attention	Media tone	IPO
Founder CEO	1.3907** (0.0191)	0.0804** (0.0180)	-0.1256*** (0.0000)	1.5321*** (0.0036)	1.3776** (0.0300)	0.4375*** (0.0015)	-0.1293*** (0.0000)	1.5411*** (0.0070)
Media attention	1.0509*** (0.0002)			1.0899*** (0.0000)	1.0142 (0.2488)			1.0458** (0.0208)
Founder CEO x Media attention				0.9566* (0.0596)				0.9564* (0.0680)
Media tone	0.7912* (0.0869)			0.7875* (0.0722)	0.8851 (0.2776)			0.8741 (0.2233)
Number patents	1.2114*** (0.0000)	0.0475*** (0.0000)	-0.0004 (0.6595)	1.2145*** (0.0000)	1.1528*** (0.0000)	0.0477** (0.0155)	0.0047 (0.1384)	1.1553*** (0.0000)
Patent quality	0.9939*** (0.0020)	-0.0003 (0.6691)	0.0000 (0.9889)	0.9937*** (0.0014)	0.9932*** (0.0013)	-0.0015 (0.4344)	-0.0004 (0.2256)	0.9933*** (0.0018)
Number founders	0.9999 (0.9987)	0.0319** (0.0229)	-0.0024 (0.2307)	1.0055 (0.9295)	0.9738 (0.6953)	-0.0371 (0.5231)	-0.0053 (0.5034)	0.9733 (0.6875)
CEO has PhD	0.8099 (0.2077)	0.0582 (0.1659)	0.0029 (0.5984)	0.8047 (0.1938)	0.7319* (0.0837)	-0.1067 (0.5070)	0.0044 (0.8392)	0.7352* (0.0861)
Rounds VC funding	0.7489** (0.0103)	0.0080 (0.5652)	0.0007 (0.7138)	0.7491** (0.0106)	0.5325*** (0.0000)	0.1612*** (0.0015)	0.0012 (0.8796)	0.5294*** (0.0000)
Amount VC funding	1.0064*** (0.0001)	0.0090*** (0.0000)	-0.0003*** (0.0050)	1.0062*** (0.0001)	1.0036 (0.2641)	0.0070*** (0.0000)	-0.0002 (0.4204)	1.0035 (0.2721)
Duration to 1st VC funding	0.8937*** (0.0081)	-0.0313*** (0.0093)	0.0012 (0.4048)	0.8916*** (0.0071)	0.8790*** (0.0016)	-0.0479 (0.2151)	-0.0020 (0.7179)	0.8792*** (0.0016)
IPO market activity	1.0022*** (0.0000)	-0.0086*** (0.0019)	0.0001 (0.8024)	1.0022*** (0.0000)	1.0026*** (0.0000)	-0.0303*** (0.0002)	-0.0005 (0.5667)	1.0026*** (0.0000)
Located in CA	1.1418 (0.3513)	0.0099 (0.7588)	-0.0028 (0.5522)	1.1251 (0.4085)	1.0194 (0.9025)	0.0741 (0.6030)	-0.0515*** (0.0053)	0.9919 (0.9588)
Located in MA	0.8843 (0.5869)	0.1467** (0.0140)	-0.0036 (0.6295)	0.8694 (0.5374)	0.9569 (0.8780)	0.1619 (0.4956)	-0.0025 (0.9541)	0.9415 (0.8317)
Founding year	0.8693*** (0.0000)	-0.0812*** (0.0000)	0.0019 (0.1236)	0.8664*** (0.0000)	0.9981 (0.9580)	-0.1513*** (0.0000)	0.0050 (0.2923)	1.0015 (0.9672)
Year FE	no	yes	yes	no	no	yes	yes	no
Industry FE	yes	yes	yes	yes	yes	yes	yes	yes
N	8754	8750	8750	8754	1927	1926	1926	1927
Chi2	532.07	505.51	970.37	569.78	175.35	225.56	141.66	175.15

Standard errors in parentheses are clustered on firm level. Specifications 1, 4, 5 and 8 show subhazard ratios of competing risk analyses and Specifications 2, 3, 6 and 7 depict coefficients of random effects generalized least square regressions.

Table 4. Regression Results Using a Matched Sample

Dependent variable	(1)	(2)	(3)	(4)	(5)	(6)	(7)	(8)
	Employees, industry, founding year				Employees, EBIT margin, industry, founding			
	IPO	Media attention	Media tone	IPO	IPO	Media attention	Media tone	IPO
Founder CEO	1.3020** (0.0274)	0.1912*** (0.0000)	-0.1314*** (0.0000)	1.4193*** (0.0060)	1.1626 (0.2496)	0.4614*** (0.0004)	-0.1336*** (0.0000)	1.2569 (0.1222)
Media attention	1.0482*** (0.0000)			1.0703*** (0.0000)	1.0158 (0.1551)			1.0308* (0.0547)
Founder CEO x Media attention				0.9695* (0.0890)				0.9745 (0.2265)
Media tone	0.8620* (0.0708)			0.8625* (0.0661)	0.9023 (0.2433)			0.8975 (0.2187)
Number patents	1.2018*** (0.0000)	0.0510*** (0.0000)	0.0005 (0.7322)	1.2039*** (0.0000)	1.1245*** (0.0000)	0.0317* (0.0797)	0.0069** (0.0373)	1.1260*** (0.0000)
Patent quality	0.9976 (0.1416)	-0.0006 (0.4077)	-0.0001 (0.5112)	0.9974 (0.1151)	0.9954** (0.0163)	0.0005 (0.7840)	-0.0003 (0.3939)	0.9954** (0.0172)
Number founders	1.0333 (0.5031)	0.0266* (0.0864)	-0.0064** (0.0253)	1.0372 (0.4528)	0.9430 (0.2913)	-0.1700*** (0.0005)	0.0066 (0.4270)	0.9457 (0.3133)
CEO has PhD	0.8451 (0.1987)	0.1833*** (0.0002)	0.0041 (0.6065)	0.8417 (0.1867)	0.8869 (0.4269)	-0.0408 (0.7706)	0.0133 (0.5926)	0.8903 (0.4402)
Rounds VC funding	0.6379*** (0.0000)	0.0617*** (0.0001)	-0.0020 (0.5536)	0.6351*** (0.0000)	0.5658*** (0.0000)	0.1577*** (0.0013)	-0.0009 (0.9339)	0.5656*** (0.0000)
Amount VC funding	1.0066*** (0.0000)	0.0129*** (0.0000)	-0.0008*** (0.0000)	1.0065*** (0.0000)	1.0041** (0.0202)	0.0104*** (0.0000)	-0.0002 (0.5650)	1.0040** (0.0238)
Duration to 1st VC funding	0.9214** (0.0103)	-0.0496*** (0.0000)	0.0022 (0.1957)	0.9214*** (0.0099)	0.9215** (0.0244)	-0.1061*** (0.0010)	-0.0010 (0.8601)	0.9241** (0.0292)
IPO market activity	1.0024*** (0.0000)	-0.0163*** (0.0000)	-0.0002 (0.8372)	1.0024*** (0.0000)	1.0031*** (0.0000)	-0.0390*** (0.0000)	-0.0020 (0.1411)	1.0031*** (0.0000)
Located in CA	1.0815 (0.4792)	0.0439 (0.2146)	-0.0194*** (0.0032)	1.0667 (0.5606)	1.0572 (0.6831)	-0.0403 (0.7390)	-0.1064*** (0.0000)	1.0424 (0.7621)
Located in MA	0.8479 (0.3575)	0.1192** (0.0249)	-0.0111 (0.2399)	0.8392 (0.3279)	0.7910 (0.2903)	0.0706 (0.6903)	-0.0700** (0.0318)	0.7860 (0.2774)
Founding year	0.9087*** (0.0000)	-0.1277*** (0.0000)	0.0036** (0.0155)	0.9065*** (0.0000)	1.0537* (0.0924)	-0.2241*** (0.0000)	0.0080 (0.1095)	1.0549* (0.0869)
Year FE	no	yes	yes	no	no	yes	yes	no
Industry FE	yes	yes	yes	yes	yes	yes	yes	yes
N	11197	11194	11194	11197	2433	2432	2432	2433
Chi2	740.58	1264.77	619.73	773.43	223.65	461.95	260.96	223.04

Standard errors in parentheses are clustered on firm level. Specifications 1, 4, 5 and 8 show subhazard ratios of competing risk analyses and Specifications 2, 3, 6 and 7 depict coefficients of random effects generalized least square regressions.

Figure 1. Graphical Illustration of Competing Risk Regressions Including *Founder CEO x Media Attention*

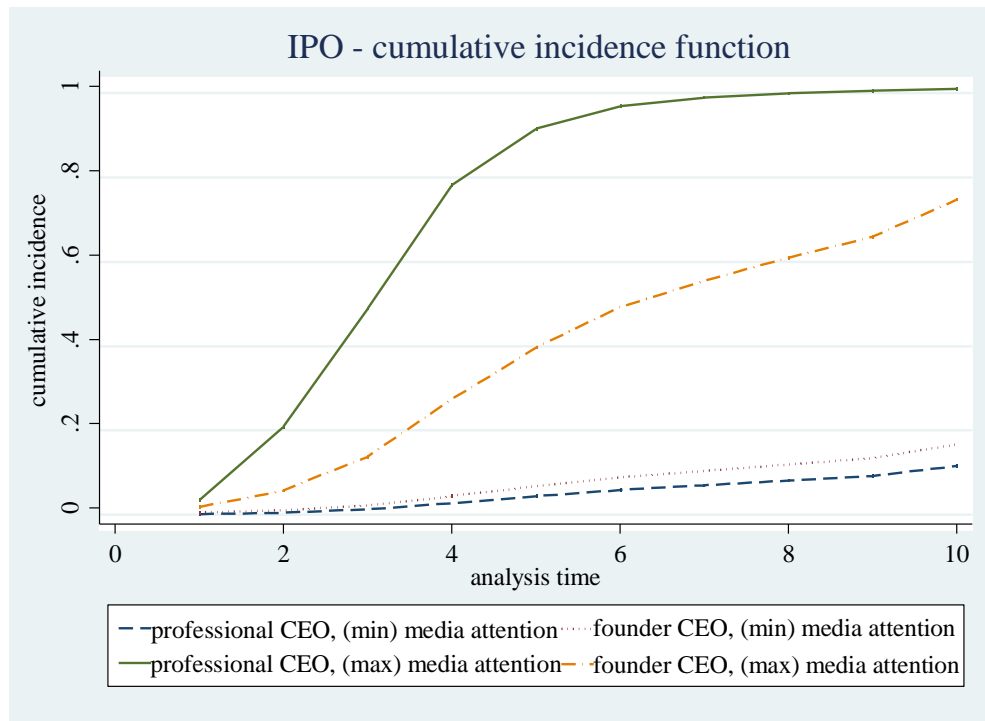


Figure 2. Graphical Illustration of Mean Number of Articles per Year until IPO

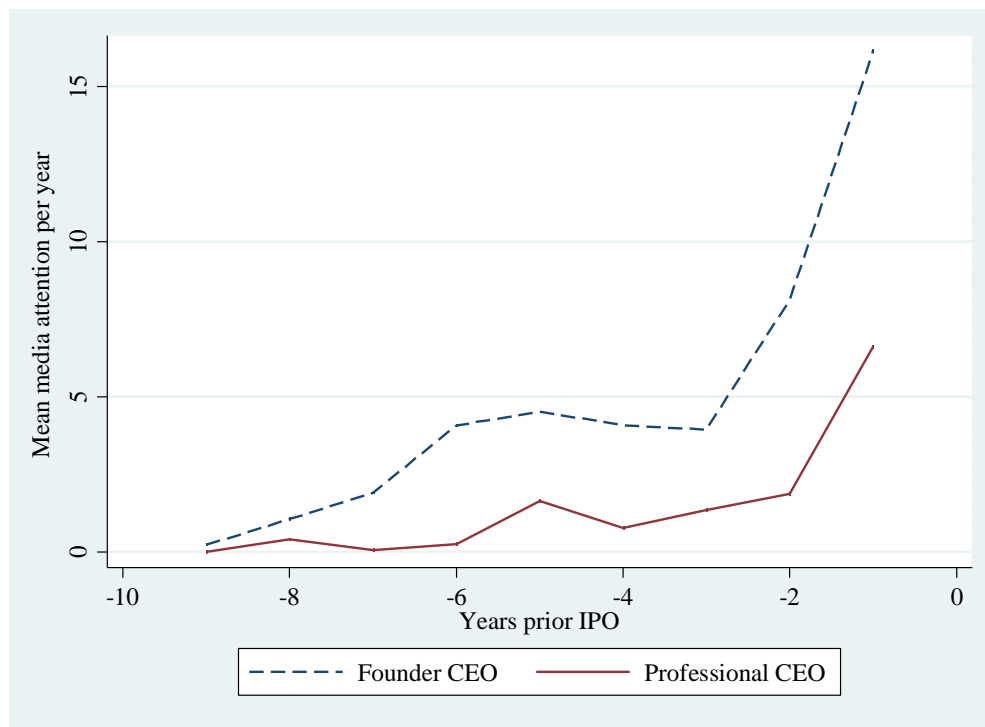
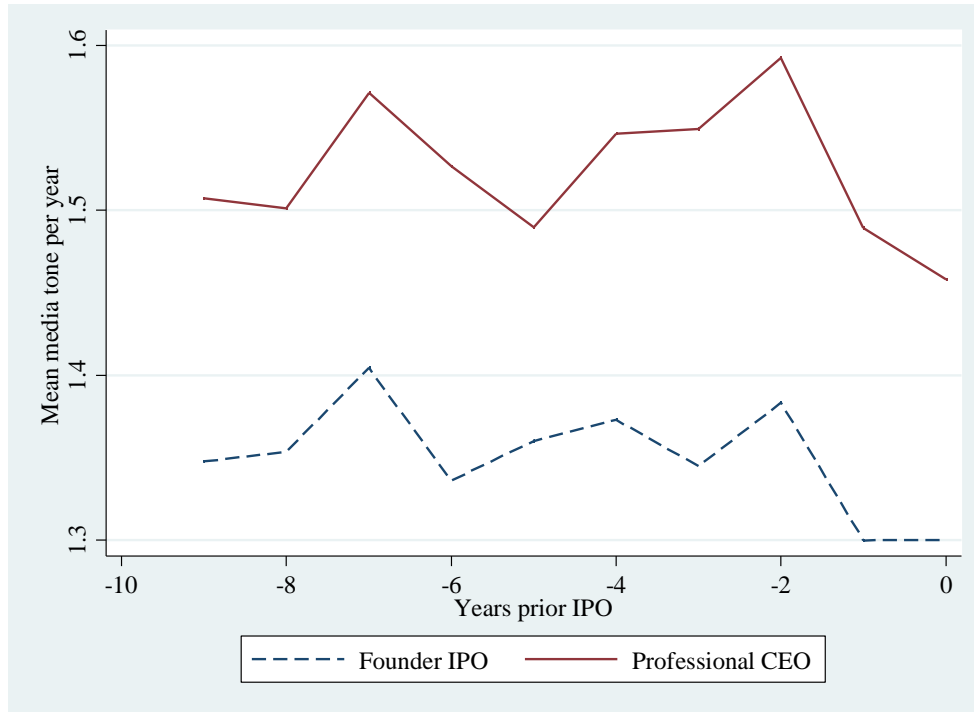


Figure 3. Graphical Illustration of Mean Tonality per Year until IPO



Hohenheim Discussion Papers in Business, Economics and Social Sciences

The Faculty of Business, Economics and Social Sciences continues since 2015 the established “FZID Discussion Paper Series” of the “Centre for Research on Innovation and Services (FZID)” under the name “Hohenheim Discussion Papers in Business, Economics and Social Sciences”.

Institutes

510	Institute of Financial Management
520	Institute of Economics
530	Institute of Health Care & Public Management
540	Institute of Communication Science
550	Institute of Law and Social Sciences
560	Institute of Economic and Business Education
570	Institute of Marketing & Management
580	Institute of Interorganizational Management & Performance

Research Areas (since 2017)

INEPA	“Inequality and Economic Policy Analysis”
TKID	“Transformation der Kommunikation – Integration und Desintegration”
NegoTrans	“Negotiation Research – Transformation, Technology, Media and Costs”
INEF	“Innovation, Entrepreneurship and Finance”

Download Hohenheim Discussion Papers in Business, Economics and Social Sciences
from our homepage: <https://wiso.uni-hohenheim.de/papers>

No.	Author	Title	Inst
01-2015	Thomas Beissinger, Philipp Baudy	THE IMPACT OF TEMPORARY AGENCY WORK ON TRADE UNION WAGE SETTING: A Theoretical Analysis	520
02-2015	Fabian Wahl	PARTICIPATIVE POLITICAL INSTITUTIONS AND CITY DEVELOPMENT 800-1800	520
03-2015	Tommaso Proietti, Martyna Marczak, Gianluigi Mazzi	EUROMIND-D: A DENSITY ESTIMATE OF MONTHLY GROSS DOMESTIC PRODUCT FOR THE EURO AREA	520
04-2015	Thomas Beissinger, Nathalie Chusseau, Joël Hellier	OFFSHORING AND LABOUR MARKET REFORMS: MODELLING THE GERMAN EXPERIENCE	520
05-2015	Matthias Mueller, Kristina Bogner, Tobias Buchmann, Muhammed Kudic	SIMULATING KNOWLEDGE DIFFUSION IN FOUR STRUCTURALLY DISTINCT NETWORKS – AN AGENT-BASED SIMULATION MODEL	520
06-2015	Martyna Marczak, Thomas Beissinger	BIDIRECTIONAL RELATIONSHIP BETWEEN INVESTOR SENTIMENT AND EXCESS RETURNS: NEW EVIDENCE FROM THE WAVELET PERSPECTIVE	520
07-2015	Peng Nie, Galit Nimrod, Alfonso Sousa-Poza	INTERNET USE AND SUBJECTIVE WELL-BEING IN CHINA	530

No.	Author	Title	Inst
08-2015	Fabian Wahl	THE LONG SHADOW OF HISTORY ROMAN LEGACY AND ECONOMIC DEVELOPMENT – EVIDENCE FROM THE GERMAN LIMES	520
09-2015	Peng Nie, Alfonso Sousa-Poza	COMMUTE TIME AND SUBJECTIVE WELL-BEING IN URBAN CHINA	530
10-2015	Kristina Bogner	THE EFFECT OF PROJECT FUNDING ON INNOVATIVE PERFORMANCE AN AGENT-BASED SIMULATION MODEL	520
11-2015	Bogang Jun, Tai-Yoo Kim	A NEO-SCHUMPETERIAN PERSPECTIVE ON THE ANALYTICAL MACROECONOMIC FRAMEWORK: THE EXPANDED REPRODUCTION SYSTEM	520
12-2015	Volker Grossmann Aderonke Osikominu Marius Osterfeld	ARE SOCIOCULTURAL FACTORS IMPORTANT FOR STUDYING A SCIENCE UNIVERSITY MAJOR?	520
13-2015	Martyna Marczak Tommaso Proietti Stefano Grassi	A DATA–CLEANING AUGMENTED KALMAN FILTER FOR ROBUST ESTIMATION OF STATE SPACE MODELS	520
14-2015	Carolina Castagnetti Luisa Rosti Marina Töpfer	THE REVERSAL OF THE GENDER PAY GAP AMONG PUBLIC-CONTEST SELECTED YOUNG EMPLOYEES	520
15-2015	Alexander Opitz	DEMOCRATIC PROSPECTS IN IMPERIAL RUSSIA: THE REVOLUTION OF 1905 AND THE POLITICAL STOCK MARKET	520
01-2016	Michael Ahlheim, Jan Neidhardt	NON-TRADING BEHAVIOUR IN CHOICE EXPERIMENTS	520
02-2016	Bogang Jun, Alexander Gerybadze, Tai-Yoo Kim	THE LEGACY OF FRIEDRICH LIST: THE EXPANSIVE REPRODUCTION SYSTEM AND THE KOREAN HISTORY OF INDUSTRIALIZATION	520
03-2016	Peng Nie, Alfonso Sousa-Poza	FOOD INSECURITY AMONG OLDER EUROPEANS: EVIDENCE FROM THE SURVEY OF HEALTH, AGEING, AND RETIREMENT IN EUROPE	530
04-2016	Peter Spahn	POPULATION GROWTH, SAVING, INTEREST RATES AND STAGNATION. DISCUSSING THE EGGERTSSON- MEHROTRA-MODEL	520
05-2016	Vincent Dekker, Kristina Strohmaier, Nicole Bosch	A DATA-DRIVEN PROCEDURE TO DETERMINE THE BUNCHING WINDOW – AN APPLICATION TO THE NETHERLANDS	520
06-2016	Philipp Baudy, Dario Cords	DEREGULATION OF TEMPORARY AGENCY EMPLOYMENT IN A UNIONIZED ECONOMY: DOES THIS REALLY LEAD TO A SUBSTITUTION OF REGULAR EMPLOYMENT?	520

No.	Author	Title	Inst
07-2016	Robin Jessen, Davud Rostam-Afschar, Sebastian Schmitz	HOW IMPORTANT IS PRECAUTIONARY LABOR SUPPLY?	520
08-2016	Peng Nie, Alfonso Sousa-Poza, Jianhong Xue	FUEL FOR LIFE: DOMESTIC COOKING FUELS AND WOMEN'S HEALTH IN RURAL CHINA	530
09-2016	Bogang Jun, Seung Kyu-Yi, Tobias Buchmann, Matthias Müller	THE CO-EVOLUTION OF INNOVATION NETWORKS: COLLABORATION BETWEEN WEST AND EAST GERMANY FROM 1972 TO 2014	520
10-2016	Vladan Ivanovic, Vadim Kufenko, Boris Begovic Nenad Stanisic, Vincent Geloso	CONTINUITY UNDER A DIFFERENT NAME. THE OUTCOME OF PRIVATISATION IN SERBIA	520
11-2016	David E. Bloom Michael Kuhn Klaus Prettnner	THE CONTRIBUTION OF FEMALE HEALTH TO ECONOMIC DEVELOPMENT	520
12-2016	Franz X. Hof Klaus Prettnner	THE QUEST FOR STATUS AND R&D-BASED GROWTH	520
13-2016	Jung-In Yeon Andreas Pyka Tai-Yoo Kim	STRUCTURAL SHIFT AND INCREASING VARIETY IN KOREA, 1960–2010: EMPIRICAL EVIDENCE OF THE ECONOMIC DEVELOPMENT MODEL BY THE CREATION OF NEW SECTORS	520
14-2016	Benjamin Fuchs	THE EFFECT OF TEENAGE EMPLOYMENT ON CHARACTER SKILLS, EXPECTATIONS AND OCCUPATIONAL CHOICE STRATEGIES	520
15-2016	Seung-Kyu Yi Bogang Jun	HAS THE GERMAN REUNIFICATION STRENGTHENED GERMANY'S NATIONAL INNOVATION SYSTEM? TRIPLE HELIX DYNAMICS OF GERMANY'S INNOVATION SYSTEM	520
16-2016	Gregor Pfeifer Fabian Wahl Martyna Marczak	ILLUMINATING THE WORLD CUP EFFECT: NIGHT LIGHTS EVIDENCE FROM SOUTH AFRICA	520
17-2016	Malte Klein Andreas Sauer	CELEBRATING 30 YEARS OF INNOVATION SYSTEM RESEARCH: WHAT YOU NEED TO KNOW ABOUT INNOVATION SYSTEMS	570
18-2016	Klaus Prettnner	THE IMPLICATIONS OF AUTOMATION FOR ECONOMIC GROWTH AND THE LABOR SHARE	520
19-2016	Klaus Prettnner Andreas Schaefer	HIGHER EDUCATION AND THE FALL AND RISE OF INEQUALITY	520
20-2016	Vadim Kufenko Klaus Prettnner	YOU CAN'T ALWAYS GET WHAT YOU WANT? ESTIMATOR CHOICE AND THE SPEED OF CONVERGENCE	520

No.	Author	Title	Inst
01-2017	Annarita Baldanzi Alberto Bucci Klaus Prettner	CHILDRENS HEALTH, HUMAN CAPITAL ACCUMULATION, AND R&D-BASED ECONOMIC GROWTH	INEPA
02-2017	Julius Tennert Marie Lambert Hans-Peter Burghof	MORAL HAZARD IN VC-FINANCE: MORE EXPENSIVE THAN YOU THOUGHT	INEF
03-2017	Michael Ahlheim Oliver Frör Nguyen Minh Duc Antonia Rehl Ute Siepmann Pham Van Dinh	LABOUR AS A UTILITY MEASURE RECONSIDERED	520
04-2017	Bohdan Kukharskyy Sebastian Seiffert	GUN VIOLENCE IN THE U.S.: CORRELATES AND CAUSES	520
05-2017	Ana Abeliasky Klaus Prettner	AUTOMATION AND DEMOGRAPHIC CHANGE	520
06-2017	Vincent Geloso Vadim Kufenko	INEQUALITY AND GUARD LABOR, OR PROHIBITION AND GUARD LABOR?	INEPA
07-2017	Emanuel Gasteiger Klaus Prettner	ON THE POSSIBILITY OF AUTOMATION-INDUCED STAGNATION	520
08-2017	Klaus Prettner Holger Strulik	THE LOST RACE AGAINST THE MACHINE: AUTOMATION, EDUCATION, AND INEQUALITY IN AN R&D-BASED GROWTH MODEL	INEPA
09-2017	David E. Bloom Simiao Chen Michael Kuhn Mark E. McGovern Les Oxley Klaus Prettner	THE ECONOMIC BURDEN OF CHRONIC DISEASES: ESTIMATES AND PROJECTIONS FOR CHINA, JAPAN, AND SOUTH KOREA	520
10-2017	Sebastian Till Braun Nadja Dwenger	THE LOCAL ENVIRONMENT SHAPES REFUGEE INTEGRATION: EVIDENCE FROM POST-WAR GERMANY	INEPA
11-2017	Vadim Kufenko Klaus Prettner Vincent Geloso	DIVERGENCE, CONVERGENCE, AND THE HISTORY-AUGMENTED SOLOW MODEL	INEPA
12-2017	Frank M. Fossen Ray Rees Davud Rostam-Afschar Viktor Steiner	HOW DO ENTREPRENEURIAL PORTFOLIOS RESPOND TO INCOME TAXATION?	520
13-2017	Steffen Otterbach Michael Rogan	SPATIAL DIFFERENCES IN STUNTING AND HOUSEHOLD AGRICULTURAL PRODUCTION IN SOUTH AFRICA: (RE-) EXAMINING THE LINKS USING NATIONAL PANEL SURVEY DATA	INEPA
14-2017	Carolina Castagnetti Luisa Rosti Marina Töpfer	THE CONVERGENCE OF THE GENDER PAY GAP – AN ALTERNATIVE ESTIMATION APPROACH	INEPA

No.	Author	Title	Inst
15-2017	Andreas Hecht	ON THE DETERMINANTS OF SPECULATION – A CASE FOR EXTENDED DISCLOSURES IN CORPORATE RISK MANAGEMENT	510
16-2017	Mareike Schoop D. Marc Kilgour (Editors)	PROCEEDINGS OF THE 17 TH INTERNATIONAL CONFERENCE ON GROUP DECISION AND NEGOTIATION	NegoTrans
17-2017	Mareike Schoop D. Marc Kilgour (Editors)	DOCTORAL CONSORTIUM OF THE 17 TH INTERNATIONAL CONFERENCE ON GROUP DECISION AND NEGOTIATION	NegoTrans
18-2017	Sibylle Lehmann-Hasemeyer Fabian Wahl	SAVING BANKS AND THE INDUSTRIAL REVOLUTION IN PRUSSIA SUPPORTING REGIONAL DEVELOPMENT WITH PUBLIC FINANCIAL INSTITUTIONS	520
19-2017	Stephanie Glaser	A REVIEW OF SPATIAL ECONOMETRIC MODELS FOR COUNT DATA	520
20-2017	Dario Cords	ENDOGENOUS TECHNOLOGY, MATCHING, AND LABOUR UNIONS: DOES LOW-SKILLED IMMIGRATION AFFECT THE TECHNOLOGICAL ALIGNMENT OF THE HOST COUNTRY?	INEPA
21-2017	Micha Kaiser Jan M. Bauer	PRESCHOOL CHILD CARE AND CHILD WELL-BEING IN GERMANY: DOES THE MIGRANT EXPERIENCE DIFFER?	INEPA
22-2017	Thilo R. Huning Fabian Wahl	LORD OF THE LEMONS: ORIGIN AND DYNAMICS OF STATE CAPACITY	520
23-2017	Matthias Busse Ceren Erdogan Henning Mühlen	STRUCTURAL TRANSFORMATION AND ITS RELEVANCE FOR ECONOMIC GROWTH IN SUB-SHARAN AFRICA	INEPA
24-2017	Sibylle Lehmann-Hasemeyer Alexander Opitz	THE VALUE OF POLITICAL CONNECTIONS IN THE FIRST GERMAN DEMOCRACY – EVIDENCE FROM THE BERLIN STOCK EXCHANGE	520
25-2017	Samuel Mburu Micha Kaiser Alfonso Sousa-Poza	LIVESTOCK ASSET DYNAMICS AMONG PASTORALISTS IN NORTHERN KENYA	INEPA
26-2017	Marina Töpfer	DETAILED RIF DECOMPOSITION WITH SELECTION – THE GENDER PAY GAP IN ITALY	INEPA
27-2017	Robin Jessen Maria Metzinger Davud Rostam-Afschar	OPTIMAL TAXATION UNDER DIFFERENT CONCEPTS OF JUSTNESS	INEPA
28-2017	Alexander Kressner Katja Schimmelpfeng	CLUSTERING SURGICAL PROCEDURES FOR MASTER SURGICAL SCHEDULING	580
29-2017	Clemens Lankisch Klaus Prettnner Alexia Prskawetz	ROBOTS AND THE SKILL PREMIUM: AN AUTOMATION-BASED EXPLANATION OF WAGE INEQUALITY	INEPA

No.	Author	Title	Inst
30-2017	Ann-Sophie Adelhelm Melanie Bathelt Mirjam Bathelt Bettina Bürkin Sascha Klein Sabrina Straub Lea Wagner Fabienne Walz	ARBEITSWELT: DIGITAL – BELASTUNG: REAL? DER ERLEBTE WANDEL DER ARBEITSWELT INNERHALB DER IT-BRANCHE AUS SICHT DER ARBEITNEHMER	550
31-2017	Annarita Baldanzi Klaus Prettnner Paul Tscheuschner	LONGEVITY-INDUCED VERICAL INNOVATION AND THE TRADEOFF BETWEEN LIFE AND GROWTH	520
32-2017	Vincent Dekker Kristina Strohmaier	THE EFFECT OF TRANSFER PRICING REGULATIONS ON INTRA-INDUSTRY TRADE	520
01-2018	Michael D. Howard Johannes Kolb	FOUNDER CEOS AND NEW VENTURE MEDIA COVERAGE	INEF

FZID Discussion Papers

(published 2009-2014)

Competence Centers

IK	Innovation and Knowledge
ICT	Information Systems and Communication Systems
CRFM	Corporate Finance and Risk Management
HCM	Health Care Management
CM	Communication Management
MM	Marketing Management
ECO	Economics

Download FZID Discussion Papers from our homepage: https://wiso.uni-hohenheim.de/archiv_fzid_papers

Nr.	Autor	Titel	CC
01-2009	Julian P. Christ	NEW ECONOMIC GEOGRAPHY RELOADED: Localized Knowledge Spillovers and the Geography of Innovation	IK
02-2009	André P. Slowak	MARKET FIELD STRUCTURE & DYNAMICS IN INDUSTRIAL AUTOMATION	IK
03-2009	Pier Paolo Saviotti, Andreas Pyka	GENERALIZED BARRIERS TO ENTRY AND ECONOMIC DEVELOPMENT	IK
04-2009	Uwe Focht, Andreas Richter and Jörg Schiller	INTERMEDIATION AND MATCHING IN INSURANCE MARKETS	HCM
05-2009	Julian P. Christ, André P. Slowak	WHY BLU-RAY VS. HD-DVD IS NOT VHS VS. BETAMAX: THE CO-EVOLUTION OF STANDARD-SETTING CONSORTIA	IK
06-2009	Gabriel Felbermayr, Mario Larch and Wolfgang Lechthaler	UNEMPLOYMENT IN AN INTERDEPENDENT WORLD	ECO
07-2009	Steffen Otterbach	MISMATCHES BETWEEN ACTUAL AND PREFERRED WORK TIME: Empirical Evidence of Hours Constraints in 21 Countries	HCM
08-2009	Sven Wydra	PRODUCTION AND EMPLOYMENT IMPACTS OF NEW TECHNOLOGIES – ANALYSIS FOR BIOTECHNOLOGY	IK
09-2009	Ralf Richter, Jochen Streb	CATCHING-UP AND FALLING BEHIND KNOWLEDGE SPILLOVER FROM AMERICAN TO GERMAN MACHINE TOOL MAKERS	IK

Nr.	Autor	Titel	CC
10-2010	Rahel Aichele, Gabriel Felbermayr	KYOTO AND THE CARBON CONTENT OF TRADE	ECO
11-2010	David E. Bloom, Alfonso Sousa-Poza	ECONOMIC CONSEQUENCES OF LOW FERTILITY IN EUROPE	HCM
12-2010	Michael Ahlheim, Oliver Frör	DRINKING AND PROTECTING – A MARKET APPROACH TO THE PRESERVATION OF CORK OAK LANDSCAPES	ECO
13-2010	Michael Ahlheim, Oliver Frör, Antonia Heinke, Nguyen Minh Duc, and Pham Van Dinh	LABOUR AS A UTILITY MEASURE IN CONTINGENT VALUATION STUDIES – HOW GOOD IS IT REALLY?	ECO
14-2010	Julian P. Christ	THE GEOGRAPHY AND CO-LOCATION OF EUROPEAN TECHNOLOGY-SPECIFIC CO-INVENTORSHIP NETWORKS	IK
15-2010	Harald Degner	WINDOWS OF TECHNOLOGICAL OPPORTUNITY DO TECHNOLOGICAL BOOMS INFLUENCE THE RELATIONSHIP BETWEEN FIRM SIZE AND INNOVATIVENESS?	IK
16-2010	Tobias A. Jopp	THE WELFARE STATE EVOLVES: GERMAN KNAPPSCHAFTEN, 1854-1923	HCM
17-2010	Stefan Kirn (Ed.)	PROCESS OF CHANGE IN ORGANISATIONS THROUGH eHEALTH	ICT
18-2010	Jörg Schiller	ÖKONOMISCHE ASPEKTE DER ENTLOHNUNG UND REGULIERUNG UNABHÄNGIGER VERSICHERUNGSVERMITTLER	HCM
19-2010	Frauke Lammers, Jörg Schiller	CONTRACT DESIGN AND INSURANCE FRAUD: AN EXPERIMENTAL INVESTIGATION	HCM
20-2010	Martyna Marczak, Thomas Beissinger	REAL WAGES AND THE BUSINESS CYCLE IN GERMANY	ECO
21-2010	Harald Degner, Jochen Streb	FOREIGN PATENTING IN GERMANY, 1877-1932	IK
22-2010	Heiko Stüber, Thomas Beissinger	DOES DOWNWARD NOMINAL WAGE RIGIDITY DAMPEN WAGE INCREASES?	ECO
23-2010	Mark Spoerer, Jochen Streb	GUNS AND BUTTER – BUT NO MARGARINE: THE IMPACT OF NAZI ECONOMIC POLICIES ON GERMAN FOOD CONSUMPTION, 1933-38	ECO

Nr.	Autor	Titel	CC
24-2011	Dhammika Dharmapala, Nadine Riedel	EARNINGS SHOCKS AND TAX-MOTIVATED INCOME-SHIFTING: EVIDENCE FROM EUROPEAN MULTINATIONALS	ECO
25-2011	Michael Schuele, Stefan Kirn	QUALITATIVES, RÄUMLICHES SCHLIEßEN ZUR KOLLISIONSERKENNUNG UND KOLLISIONSVERMEIDUNG AUTONOMER BDI-AGENTEN	ICT
26-2011	Marcus Müller, Guillaume Stern, Ansger Jacob and Stefan Kirn	VERHALTENSMODELLE FÜR SOFTWAREAGENTEN IM PUBLIC GOODS GAME	ICT
27-2011	Monnet Benoit, Patrick Gbakoua and Alfonso Sousa-Poza	ENGEL CURVES, SPATIAL VARIATION IN PRICES AND DEMAND FOR COMMODITIES IN CÔTE D'IVOIRE	ECO
28-2011	Nadine Riedel, Hannah Schildberg- Hörisch	ASYMMETRIC OBLIGATIONS	ECO
29-2011	Nicole Waidlein	CAUSES OF PERSISTENT PRODUCTIVITY DIFFERENCES IN THE WEST GERMAN STATES IN THE PERIOD FROM 1950 TO 1990	IK
30-2011	Dominik Hartmann, Atilio Arata	MEASURING SOCIAL CAPITAL AND INNOVATION IN POOR AGRICULTURAL COMMUNITIES. THE CASE OF CHÁPARRA - PERU	IK
31-2011	Peter Spahn	DIE WÄHRUNGSKRISENUNION DIE EURO-VERSCHULDUNG DER NATIONALSTAATEN ALS SCHWACHSTELLE DER EWU	ECO
32-2011	Fabian Wahl	DIE ENTWICKLUNG DES LEBENSSTANDARDS IM DRITTEN REICH – EINE GLÜCKSÖKONOMISCHE PERSPEKTIVE	ECO
33-2011	Giorgio Triulzi, Ramon Scholz and Andreas Pyka	R&D AND KNOWLEDGE DYNAMICS IN UNIVERSITY-INDUSTRY RELATIONSHIPS IN BIOTECH AND PHARMACEUTICALS: AN AGENT-BASED MODEL	IK
34-2011	Claus D. Müller- Hengstenberg, Stefan Kirn	ANWENDUNG DES ÖFFENTLICHEN VERGABERECHTS AUF MODERNE IT SOFTWAREENTWICKLUNGSVERFAHREN	ICT
35-2011	Andreas Pyka	AVOIDING EVOLUTIONARY INEFFICIENCIES IN INNOVATION NETWORKS	IK
36-2011	David Bell, Steffen Otterbach and Alfonso Sousa-Poza	WORK HOURS CONSTRAINTS AND HEALTH	HCM
37-2011	Lukas Scheffknecht, Felix Geiger	A BEHAVIORAL MACROECONOMIC MODEL WITH ENDOGENOUS BOOM-BUST CYCLES AND LEVERAGE DYNAMICS	ECO
38-2011	Yin Krogmann, Ulrich Schwalbe	INTER-FIRM R&D NETWORKS IN THE GLOBAL PHARMACEUTICAL BIOTECHNOLOGY INDUSTRY DURING 1985–1998: A CONCEPTUAL AND EMPIRICAL ANALYSIS	IK

Nr.	Autor	Titel	CC
39-2011	Michael Ahlheim, Tobias Börger and Oliver Frör	RESPONDENT INCENTIVES IN CONTINGENT VALUATION: THE ROLE OF RECIPROCITY	ECO
40-2011	Tobias Börger	A DIRECT TEST OF SOCIALLY DESIRABLE RESPONDING IN CONTINGENT VALUATION INTERVIEWS	ECO
41-2011	Ralf Rukwid, Julian P. Christ	QUANTITATIVE CLUSTERIDENTIFIKATION AUF EBENE DER DEUTSCHEN STADT- UND LANDKREISE (1999-2008)	IK

Nr.	Autor	Titel	CC
42-2012	Benjamin Schön, Andreas Pyka	A TAXONOMY OF INNOVATION NETWORKS	IK
43-2012	Dirk Foremny, Nadine Riedel	BUSINESS TAXES AND THE ELECTORAL CYCLE	ECO
44-2012	Gisela Di Meglio, Andreas Pyka and Luis Rubalcaba	VARIETIES OF SERVICE ECONOMIES IN EUROPE	IK
45-2012	Ralf Rukwid, Julian P. Christ	INNOVATIONSPOTENTIALE IN BADEN-WÜRTTEMBERG: PRODUKTIONSCLUSTER IM BEREICH „METALL, ELEKTRO, IKT“ UND REGIONALE VERFÜGBARKEIT AKADEMISCHER FACHKRÄFTE IN DEN MINT-FÄCHERN	IK
46-2012	Julian P. Christ, Ralf Rukwid	INNOVATIONSPOTENTIALE IN BADEN-WÜRTTEMBERG: BRANCHENSPEZIFISCHE FORSCHUNGS- UND ENTWICKLUNGSAKTIVITÄT, REGIONALES PATENTAUFKOMMEN UND BESCHÄFTIGUNGSSTRUKTUR	IK
47-2012	Oliver Sauter	ASSESSING UNCERTAINTY IN EUROPE AND THE US - IS THERE A COMMON FACTOR?	ECO
48-2012	Dominik Hartmann	SEN MEETS SCHUMPETER. INTRODUCING STRUCTURAL AND DYNAMIC ELEMENTS INTO THE HUMAN CAPABILITY APPROACH	IK
49-2012	Harold Paredes- Frigolett, Andreas Pyka	DISTAL EMBEDDING AS A TECHNOLOGY INNOVATION NETWORK FORMATION STRATEGY	IK
50-2012	Martyna Marczak, Víctor Gómez	CYCLICALITY OF REAL WAGES IN THE USA AND GERMANY: NEW INSIGHTS FROM WAVELET ANALYSIS	ECO
51-2012	André P. Slowak	DIE DURCHSETZUNG VON SCHNITTSTELLEN IN DER STANDARDSETZUNG: FALLBEISPIEL LADESYSTEM ELEKTROMOBILITÄT	IK
52-2012	Fabian Wahl	WHY IT MATTERS WHAT PEOPLE THINK - BELIEFS, LEGAL ORIGINS AND THE DEEP ROOTS OF TRUST	ECO
53-2012	Dominik Hartmann, Micha Kaiser	STATISTISCHER ÜBERBLICK DER TÜRKISCHEN MIGRATION IN BADEN-WÜRTTEMBERG UND DEUTSCHLAND	IK
54-2012	Dominik Hartmann, Andreas Pyka, Seda Aydin, Lena Klauß, Fabian Stahl, Ali Santircioglu, Silvia Oberegelsbacher, Sheida Rashidi, Gaye Onan and Suna Erginkoç	IDENTIFIZIERUNG UND ANALYSE DEUTSCH-TÜRKISCHER INNOVATIONSNETZWERKE. ERSTE ERGEBNISSE DES TGIN- PROJEKTES	IK
55-2012	Michael Ahlheim, Tobias Börger and Oliver Frör	THE ECOLOGICAL PRICE OF GETTING RICH IN A GREEN DESERT: A CONTINGENT VALUATION STUDY IN RURAL SOUTHWEST CHINA	ECO

Nr.	Autor	Titel	CC
56-2012	Matthias Strifler Thomas Beissinger	FAIRNESS CONSIDERATIONS IN LABOR UNION WAGE SETTING – A THEORETICAL ANALYSIS	ECO
57-2012	Peter Spahn	INTEGRATION DURCH WÄHRUNGSUNION? DER FALL DER EURO-ZONE	ECO
58-2012	Sibylle H. Lehmann	TAKING FIRMS TO THE STOCK MARKET: IPOS AND THE IMPORTANCE OF LARGE BANKS IN IMPERIAL GERMANY 1896-1913	ECO
59-2012	Sibylle H. Lehmann, Philipp Hauber and Alexander Opitz	POLITICAL RIGHTS, TAXATION, AND FIRM VALUATION – EVIDENCE FROM SAXONY AROUND 1900	ECO
60-2012	Martyna Marczak, Víctor Gómez	SPECTRAN, A SET OF MATLAB PROGRAMS FOR SPECTRAL ANALYSIS	ECO
61-2012	Theresa Lohse, Nadine Riedel	THE IMPACT OF TRANSFER PRICING REGULATIONS ON PROFIT SHIFTING WITHIN EUROPEAN MULTINATIONALS	ECO

Nr.	Autor	Titel	CC
62-2013	Heiko Stüber	REAL WAGE CYCLICALITY OF NEWLY HIRED WORKERS	ECO
63-2013	David E. Bloom, Alfonso Sousa-Poza	AGEING AND PRODUCTIVITY	HCM
64-2013	Martyna Marczak, V́ctor Ǵmez	MONTHLY US BUSINESS CYCLE INDICATORS: A NEW MULTIVARIATE APPROACH BASED ON A BAND-PASS FILTER	ECO
65-2013	Dominik Hartmann, Andreas Pyka	INNOVATION, ECONOMIC DIVERSIFICATION AND HUMAN DEVELOPMENT	IK
66-2013	Christof Ernst, Katharina Richter and Nadine Riedel	CORPORATE TAXATION AND THE QUALITY OF RESEARCH AND DEVELOPMENT	ECO
67-2013	Michael Ahlheim, Oliver Frör, Jiang Tong, Luo Jing and Sonna Pelz	NONUSE VALUES OF CLIMATE POLICY - AN EMPIRICAL STUDY IN XINJIANG AND BEIJING	ECO
68-2013	Michael Ahlheim, Friedrich Schneider	CONSIDERING HOUSEHOLD SIZE IN CONTINGENT VALUATION STUDIES	ECO
69-2013	Fabio Bertoni, Tereza Tykvová	WHICH FORM OF VENTURE CAPITAL IS MOST SUPPORTIVE OF INNOVATION? EVIDENCE FROM EUROPEAN BIOTECHNOLOGY COMPANIES	CFRM
70-2013	Tobias Buchmann, Andreas Pyka	THE EVOLUTION OF INNOVATION NETWORKS: THE CASE OF A GERMAN AUTOMOTIVE NETWORK	IK
71-2013	B. Vermeulen, A. Pyka, J. A. La Poutré and A. G. de Kok	CAPABILITY-BASED GOVERNANCE PATTERNS OVER THE PRODUCT LIFE-CYCLE	IK
72-2013	Beatriz Fabiola López Ulloa, Valerie Møller and Alfonso Sousa- Poza	HOW DOES SUBJECTIVE WELL-BEING EVOLVE WITH AGE? A LITERATURE REVIEW	HCM
73-2013	Wencke Gwozdz, Alfonso Sousa-Poza, Lucia A. Reisch, Wolfgang Ahrens, Stefaan De Henauw, Gabriele Eiben, Juan M. Fernández-Alvira, Charalampos Hadjigeorgiou, Eva Kovács, Fabio Lauria, Toomas Veidebaum, Garrath Williams, Karin Bammann	MATERNAL EMPLOYMENT AND CHILDHOOD OBESITY – A EUROPEAN PERSPECTIVE	HCM

Nr.	Autor	Titel	CC
74-2013	Andreas Haas, Annette Hofmann	RISIKEN AUS CLOUD-COMPUTING-SERVICES: FRAGEN DES RISIKOMANAGEMENTS UND ASPEKTE DER VERSICHERBARKEIT	HCM
75-2013	Yin Krogmann, Nadine Riedel and Ulrich Schwalbe	INTER-FIRM R&D NETWORKS IN PHARMACEUTICAL BIOTECHNOLOGY: WHAT DETERMINES FIRM'S CENTRALITY-BASED PARTNERING CAPABILITY?	ECO, IK
76-2013	Peter Spahn	MACROECONOMIC STABILISATION AND BANK LENDING: A SIMPLE WORKHORSE MODEL	ECO
77-2013	Sheida Rashidi, Andreas Pyka	MIGRATION AND INNOVATION – A SURVEY	IK
78-2013	Benjamin Schön, Andreas Pyka	THE SUCCESS FACTORS OF TECHNOLOGY-SOURCING THROUGH MERGERS & ACQUISITIONS – AN INTUITIVE META- ANALYSIS	IK
79-2013	Irene Probstlupow, Andreas Pyka and Barbara Heller-Schuh	TURKISH-GERMAN INNOVATION NETWORKS IN THE EUROPEAN RESEARCH LANDSCAPE	IK
80-2013	Eva Schlenker, Kai D. Schmid	CAPITAL INCOME SHARES AND INCOME INEQUALITY IN THE EUROPEAN UNION	ECO
81-2013	Michael Ahlheim, Tobias Börger and Oliver Frör	THE INFLUENCE OF ETHNICITY AND CULTURE ON THE VALUATION OF ENVIRONMENTAL IMPROVEMENTS – RESULTS FROM A CVM STUDY IN SOUTHWEST CHINA –	ECO
82-2013	Fabian Wahl	DOES MEDIEVAL TRADE STILL MATTER? HISTORICAL TRADE CENTERS, AGGLOMERATION AND CONTEMPORARY ECONOMIC DEVELOPMENT	ECO
83-2013	Peter Spahn	SUBPRIME AND EURO CRISIS: SHOULD WE BLAME THE ECONOMISTS?	ECO
84-2013	Daniel Guffarth, Michael J. Barber	THE EUROPEAN AEROSPACE R&D COLLABORATION NETWORK	IK
85-2013	Athanasios Saitis	KARTELLBEKÄMPFUNG UND INTERNE KARTELLSTRUKTUREN: EIN NETZWERKTHEORETISCHER ANSATZ	IK

Nr.	Autor	Titel	CC
86-2014	Stefan Kirn, Claus D. Müller-Hengstenberg	INTELLIGENTE (SOFTWARE-)AGENTEN: EINE NEUE HERAUSFORDERUNG FÜR DIE GESELLSCHAFT UND UNSER RECHTSSYSTEM?	ICT
87-2014	Peng Nie, Alfonso Sousa-Poza	MATERNAL EMPLOYMENT AND CHILDHOOD OBESITY IN CHINA: EVIDENCE FROM THE CHINA HEALTH AND NUTRITION SURVEY	HCM
88-2014	Steffen Otterbach, Alfonso Sousa-Poza	JOB INSECURITY, EMPLOYABILITY, AND HEALTH: AN ANALYSIS FOR GERMANY ACROSS GENERATIONS	HCM
89-2014	Carsten Burhop, Sibylle H. Lehmann-Hasemeyer	THE GEOGRAPHY OF STOCK EXCHANGES IN IMPERIAL GERMANY	ECO
90-2014	Martyna Marczak, Tommaso Proietti	OUTLIER DETECTION IN STRUCTURAL TIME SERIES MODELS: THE INDICATOR SATURATION APPROACH	ECO
91-2014	Sophie Urmetzer, Andreas Pyka	VARIETIES OF KNOWLEDGE-BASED BIOECONOMIES	IK
92-2014	Bogang Jun, Joongho Lee	THE TRADEOFF BETWEEN FERTILITY AND EDUCATION: EVIDENCE FROM THE KOREAN DEVELOPMENT PATH	IK
93-2014	Bogang Jun, Tai-Yoo Kim	NON-FINANCIAL HURDLES FOR HUMAN CAPITAL ACCUMULATION: LANDOWNERSHIP IN KOREA UNDER JAPANESE RULE	IK
94-2014	Michael Ahlheim, Oliver Frör, Gerhard Langenberger and Sonna Pelz	CHINESE URBANITES AND THE PRESERVATION OF RARE SPECIES IN REMOTE PARTS OF THE COUNTRY – THE EXAMPLE OF EAGLEWOOD	ECO
95-2014	Harold Paredes-Frigolett, Andreas Pyka, Javier Pereira and Luiz Flávio Autran Monteiro Gomes	RANKING THE PERFORMANCE OF NATIONAL INNOVATION SYSTEMS IN THE IBERIAN PENINSULA AND LATIN AMERICA FROM A NEO-SCHUMPETERIAN ECONOMICS PERSPECTIVE	IK
96-2014	Daniel Guffarth, Michael J. Barber	NETWORK EVOLUTION, SUCCESS, AND REGIONAL DEVELOPMENT IN THE EUROPEAN AEROSPACE INDUSTRY	IK

IMPRINT

University of Hohenheim
Dean's Office of the Faculty of Business, Economics and Social Sciences
Palace Hohenheim 1 B
70593 Stuttgart | Germany
Fon +49 (0)711 459 22488
Fax +49 (0)711 459 22785
wiso@uni-hohenheim.de
wiso.uni-hohenheim.de