

Audoly, Richard; Vogt-Schilb, Adrien; Guivarch, Céline; Pfeiffer, Alexander

Working Paper

Pathways toward zero-carbon electricity required for climate stabilization

IDB Working Paper Series, No. IDB-WP-827

Provided in Cooperation with:

Inter-American Development Bank (IDB), Washington, DC

Suggested Citation: Audoly, Richard; Vogt-Schilb, Adrien; Guivarch, Céline; Pfeiffer, Alexander (2017) : Pathways toward zero-carbon electricity required for climate stabilization, IDB Working Paper Series, No. IDB-WP-827, Inter-American Development Bank (IDB), Washington, DC, <https://hdl.handle.net/11319/8498>

This Version is available at:

<https://hdl.handle.net/10419/173881>

Standard-Nutzungsbedingungen:

Die Dokumente auf EconStor dürfen zu eigenen wissenschaftlichen Zwecken und zum Privatgebrauch gespeichert und kopiert werden.

Sie dürfen die Dokumente nicht für öffentliche oder kommerzielle Zwecke vervielfältigen, öffentlich ausstellen, öffentlich zugänglich machen, vertreiben oder anderweitig nutzen.

Sofern die Verfasser die Dokumente unter Open-Content-Lizenzen (insbesondere CC-Lizenzen) zur Verfügung gestellt haben sollten, gelten abweichend von diesen Nutzungsbedingungen die in der dort genannten Lizenz gewährten Nutzungsrechte.

Terms of use:

Documents in EconStor may be saved and copied for your personal and scholarly purposes.

You are not to copy documents for public or commercial purposes, to exhibit the documents publicly, to make them publicly available on the internet, or to distribute or otherwise use the documents in public.

If the documents have been made available under an Open Content Licence (especially Creative Commons Licences), you may exercise further usage rights as specified in the indicated licence.



<http://creativecommons.org/licenses/by-nc-nd/3.0/igo/legalcode>

IDB WORKING PAPER SERIES N° IDB-WP-827

Pathways toward Zero-Carbon Electricity Required for Climate Stabilization

Richard Audoly
Adrien Vogt-Schilb
Céline Guivarch
Alexander Pfeiffer

Inter-American Development Bank
Climate Change and Sustainable Development Sector

August 2017

Pathways toward Zero-Carbon Electricity Required for Climate Stabilization

Richard Audoly
Adrien Vogt-Schilb
Céline Guivarch
Alexander Pfeiffer

Cataloging-in-Publication data provided by the
Inter-American Development Bank
Felipe Herrera Library

Pathways toward zero-carbon electricity required for climate stabilization / Richard Audoly, Adrien Vogt-Schilb, Céline Guivarche and Alexander Pfeiffer.

p. cm. — (IDB Working Paper ; 827)

Includes bibliographic references.

1. Climate change mitigation. 2. Electric power production-Government policy. 3. Carbon dioxide mitigation. 4. Renewable energy sources. I. Audoly, Richard. II. Vogt-Schilb, Adrien. III. Guivarche, Céline. IV. Pfeiffer, Alexander. V. Inter-American Development Bank. Climate Change Division. VI. Series. IDB-WP-827

<http://www.iadb.org>

Copyright © 2017 Inter-American Development Bank. This work is licensed under a Creative Commons IGO 3.0 Attribution-NonCommercial-NoDerivatives (CC-IGO BY-NC-ND 3.0 IGO) license (<http://creativecommons.org/licenses/by-nc-nd/3.0/igo/legalcode>) and may be reproduced with attribution to the IDB and for any non-commercial purpose, as provided below. No derivative work is allowed.

Any dispute related to the use of the works of the IDB that cannot be settled amicably shall be submitted to arbitration pursuant to the UNCITRAL rules. The use of the IDB's name for any purpose other than for attribution, and the use of IDB's logo shall be subject to a separate written license agreement between the IDB and the user and is not authorized as part of this CC-IGO license.

Following a peer review process, and with previous written consent by the Inter-American Development Bank (IDB), a revised version of this work may also be reproduced in any academic journal, including those indexed by the American Economic Association's EconLit, provided that the IDB is credited and that the author(s) receive no income from the publication. Therefore, the restriction to receive income from such publication shall only extend to the publication's author(s). With regard to such restriction, in case of any inconsistency between the Creative Commons IGO 3.0 Attribution-NonCommercial-NoDerivatives license and these statements, the latter shall prevail.

Note that link provided above includes additional terms and conditions of the license.

The opinions expressed in this publication are those of the authors and do not necessarily reflect the views of the Inter-American Development Bank, its Board of Directors, or the countries they represent.



Pathways toward Zero-Carbon Electricity Required for Climate Stabilization

Richard Audoly,^a Adrien Vogt-Schilb,^{a,b,*} Céline Guivarch,^{a,c} Alexander Pfeiffer^d

^a UCL, London, United Kingdom

^b Inter-American Development Bank, Washington D.C., USA

^c École des Ponts Paris Tech, Champs-sur-Marne, France

^d Institute for New Economic Thinking (INET) at the Oxford Martin School, Oxford, UK

Abstract

This paper covers three policy-relevant aspects of the carbon content of electricity that are well established among integrated assessment models but under-discussed in the policy debate. First, climate stabilization at any level from 2°C to 3°C requires the carbon content of electricity to decrease quickly and become almost carbon-free before the end of the century. As such, the question for policy makers is not whether to decarbonize electricity but when to do it. Second, decarbonization of electricity is still possible and required if some of the key zero-carbon technologies — such as nuclear power or carbon capture and storage — turn out to be unavailable. Third, progressive decarbonization of electricity is part of every country's cost-effective means of contributing to climate stabilization. In addition, this paper provides cost-effective pathways of the carbon content of electricity — extracted from the results of AMPERE, a recent integrated assessment model comparison study, and the IPCC AR5 database. These pathways can be used to benchmark existing decarbonization targets, such as those set by the European Energy Roadmap or the Clean Power Plan in the United States, or inform new policies in other countries. These pathways can also be used to assess the desirable uptake rates of electric and plug-in hybrid vehicles, electric stoves and heat pumps, industrial electric furnaces, or other electrification technologies.

Keywords: climate change mitigation; life cycle assessment; power supply; carbon intensity; renewable energy

JEL: Q01; Q4; Q54; Q5

*Corresponding author.

Email addresses: richard.audoly.14@ucl.ac.uk (Richard Audoly),
avogtschilb@iadb.org (Adrien Vogt-Schilb), guivarch@centre-cired.fr (Céline Guivarch),
alexander.pfeiffer@inet.ox.ac.uk (Alexander Pfeiffer).

We thank Mook Bangalore, Ruben Bibas, Laura Bonzanigo, Stéphane Hallegatte, Aurélie Méjean and Julie Rozenberg who provided useful comments. We thank AMPERE for producing and publishing the data used in this paper. Financial support from Institut de la Mobilité Durable (Renault and ParisTech) and École des Ponts ParisTech is gratefully acknowledged. The views expressed in this paper are the sole responsibility of the authors. They do not necessarily reflect the views of the Inter-American Development Bank, World Bank, its executive directors, or the countries they represent.

Power generation plays an important role in global warming, for at least two reasons. First, it is responsible for a large share of anthropogenic greenhouse gas (GHG) emissions: today's electricity accounts for 12 GtCO₂/yr., about 28% of total annual greenhouse gas emissions. Reducing the carbon content of electricity would thus decrease significantly global GHG emissions. Second, electricity can be used as a substitute for carbon-intensive fossil fuels in many cases. For instance, today's road transportation and housing sectors account together for about 16% of total emissions; and industrial energy consumption, mainly used to produce heat or motion, accounts for an additional 18% (IEA, 2012; World Resource Institute, 2014). Technologies such as electric vehicles, heat pumps, electric furnaces, industrial motors and other electric equipment can in part replace fossil-fuel based counterparts in these sectors, reducing indirectly GHG emissions.

A well-established result from prospective models is that both decarbonization of electricity supply and electrification of the energy system play a decisive role in reaching climate stabilization (IEA, 2014; IPCC, 2014a; Krey et al., 2014; Luderer et al., 2012; McCollum et al., 2014; Pfeiffer et al., 2016; Sachs et al., 2014; Sugiyama, 2012; Williams et al., 2012).¹ Indeed, stabilizing climate change to any level (e.g. 1.5, 2, 3, or 4°C) requires reducing global net-emissions to zero (Collins et al., 2013; Fay et al., 2015; IPCC, 2013; Rogelj et al., 2015). Moreover, switching from fossil fuel to low-carbon electricity is one of the only technical options to drastically reduce GHG emissions in energy-intensive sectors such as industry, transportation and buildings.

Despite this consensus and its importance to inform the policy debate, plausible pathways of the future carbon content of electricity are not available to decision-makers, researchers in other disciplines, or the public — in particular, none of the above-mentioned studies provides any pathway of the carbon content of electricity under climate stabilization targets. To fill this gap, we compute and report the carbon content of electricity in a set of existing emission reduction pathways.

We focus on 2 different datasets. First, for insights on a global and local level we employ a set of 68 pathways generated with 12 different integrated assessment models (IAM) for the purpose of a recent IAM comparison study: AMPERE (Riahi et al., 2015).² Second, for further insights on a global level we analyse the full IPCC AR5 database of 274 scenarios processed with 56 IAMS.

¹ These and other studies offer in-depth analysis of the interlinked dynamics of electrification and decarbonization of electricity, and cover topics out of the scope of this paper, such as economic implications and the role of different technologies to produce zero-carbon electricity.

² We chose this study as it is freely available online (IIASA, 2014), other recent studies such as EMF27 (Tavoni et al., 2014) are of similar scope, use a broader variety of models and assumptions, and reach qualitatively and quantitatively similar results, but are unfortunately currently not publicly available online.

IAMs compute pathways of the socio-economic and energy systems under the constraint set by climate targets. IAMs factor in a wide range of parameters, such as long-term demographic evolution, availability of natural resources, and countries' participation to emission-reduction efforts. Technology costs and maximum penetration rates, in particular, are calibrated using a mix of historical uptake rates and assumptions on learning by doing and autonomous technical progress (Iyer et al., 2014; Wilson et al., 2013). IAMs are regularly peer-reviewed in comparison exercises (Clarke et al., 2009; Edenhofer et al., 2010; Kriegler et al., 2014b, Kriegler et al., 2014a; van Vuuren et al., 2009) and occasionally evaluated against historical data (Guivarch et al., 2009; Wilson et al., 2013).

The methods used to derive pathways vary across IAMs (Kriegler et al., 2014a). For instance, some models use intertemporal optimization to assess the least-cost investment and operation plan consistent with a climate target. Others start from a target emission pathways, solve recursively for the carbon price that would deliver the emission target at each time step, and derive investment and operation decisions consistent with the resulting carbon price. Given these and other differences (including on assumptions regarding technologies and behaviours), IAMs find that a wide range of carbon prices are consistent with a given climate target (Stiglitz and Stern, 2017). Here, we show that despite these differences in process and resulting carbon prices, IAMs generally agree on what pathways of the carbon content of electricity production are consistent with climate stabilization.

Indeed, the pathways of the carbon content of electricity from AMPERE confirm the above-mentioned consensus. Specifically, our analysis shows that (1) all pathways consistent with global warming anywhere from 2°C to 3°C feature near-zero-carbon electricity before the end of the century; (2) near-zero-carbon electricity can be achieved even if some of the key low-carbon technologies (nuclear, carbon capture and storage, or renewable power) turn out to be unavailable; and (3) near-zero-carbon electricity can occur in every major country or region of the world.

We report pathways at the global level and the country/region level for Brazil, China, the EU, India, Japan, Russia, and the US, under a variety of assumptions concerning the state of technology and long-term climate targets. These pathways may be useful to planners and policymakers designing climate mitigation strategies. First, they provide a reference on the speed at which decarbonization of the power sector could happen to meet a given climate target. They may thus be used to benchmark existing milestones, such as the ones proposed by the European Commission's energy roadmap (European Commission, 2011), the Clean Power Plan that was recently under discussion in the US, or Mexico's ambitious GHG targets (SEMARNAT and INECC, 2016; Veysey et al., 2014); or inform new measures in other countries or jurisdictions.

Second, such pathways of the carbon content of electricity are useful to assess the desirability of specific electrification technologies. Indeed, existing studies have focused

on the impact of electrification on today's GHG emissions, and concluded that it depends on the carbon intensity of power generation at the specific location where it takes place. For instance, electric vehicles may emit more GHG than conventional vehicles if they are charged in places where or at time of the days when electricity is produced from coal (Graff Zivin et al., 2014; Hawkins et al., 2012a, Hawkins et al., 2012b; Richardson, 2013; Sioshansi and Denholm, 2009). This finding has been interpreted as showing that electrification is to be avoided (BBC, 2012). Similar results have been reported on industrial electric furnaces (Thomson et al., 2000), and buildings (Gustavsson and Joelsson, 2010; Ramesh et al., 2010; Zabalza Bribián et al., 2009). However, since climate stabilization eventually requires near-zero carbon electricity, the relevant question for policymakers is not whether to electrify, but when to do it. The pathways reported make it possible to investigate this question, using what Hertwich et al (2014) call an *integrated life cycle analysis*.³

The remainder of the paper is structured as follows. Section 1 and Appendix B detail pathways at the country/region level, for [Brazil](#), [China](#), the [EU](#), [India](#), [Japan](#), [Russia](#), and the [US](#) under different scenarios. They illustrate that the decrease to near-zero level can happen in every region of the world under a wide range of assumptions concerning technology availability, and is part of cost-effective strategies toward a range of different climate targets. [Section 2](#) reports pathways in scenarios where either (i) both nuclear and CCS or (ii) renewable power are constrained. In both cases, the carbon content of electricity still decreases to near-zero levels. [Section 3](#) reports pathways of the carbon content of electricity in the most technology-optimistic scenarios, where bio-energy combined with carbon capture and storage (CCS) allows for producing electricity with negative carbon emissions. [Section 4](#) concludes, and the [Appendix A](#) provides more details on methods.

1. Decarbonized Electricity Happens in all Modelled Country or Region

According to pathways in AMPERE, the decrease in the carbon content of electricity is feasible in every region of the world. Figure 1 reports the pathways towards carbon free electricity as simulated in AMPERE for China and India, two countries with high initial emissions from power generation, and for the EU and US, where electricity is less carbon-intensive. Here, we consider the scenario that is least favourable to low-carbon electricity, both in terms of the concentration target (550 ppm) and in terms of technology availability (no replacement of nuclear capacities and no CCS allowed) — detailed pathways for these regions with different technology portfolios are displayed in the [appendix B](#). In every region, the average carbon intensity decreases steadily during the 21st century, and falls below 100 gCO₂/kWh in 2100 in every simulation.

³ As mentioned before, IAMs are sometimes used to assess optimal electrification of the economy. The pathways provided here can nonetheless be used by scholars outside the IAM community, for instance to evaluate the impact on GHG emissions of a technology or industrial process too specific to be explicitly represented in an IAM.

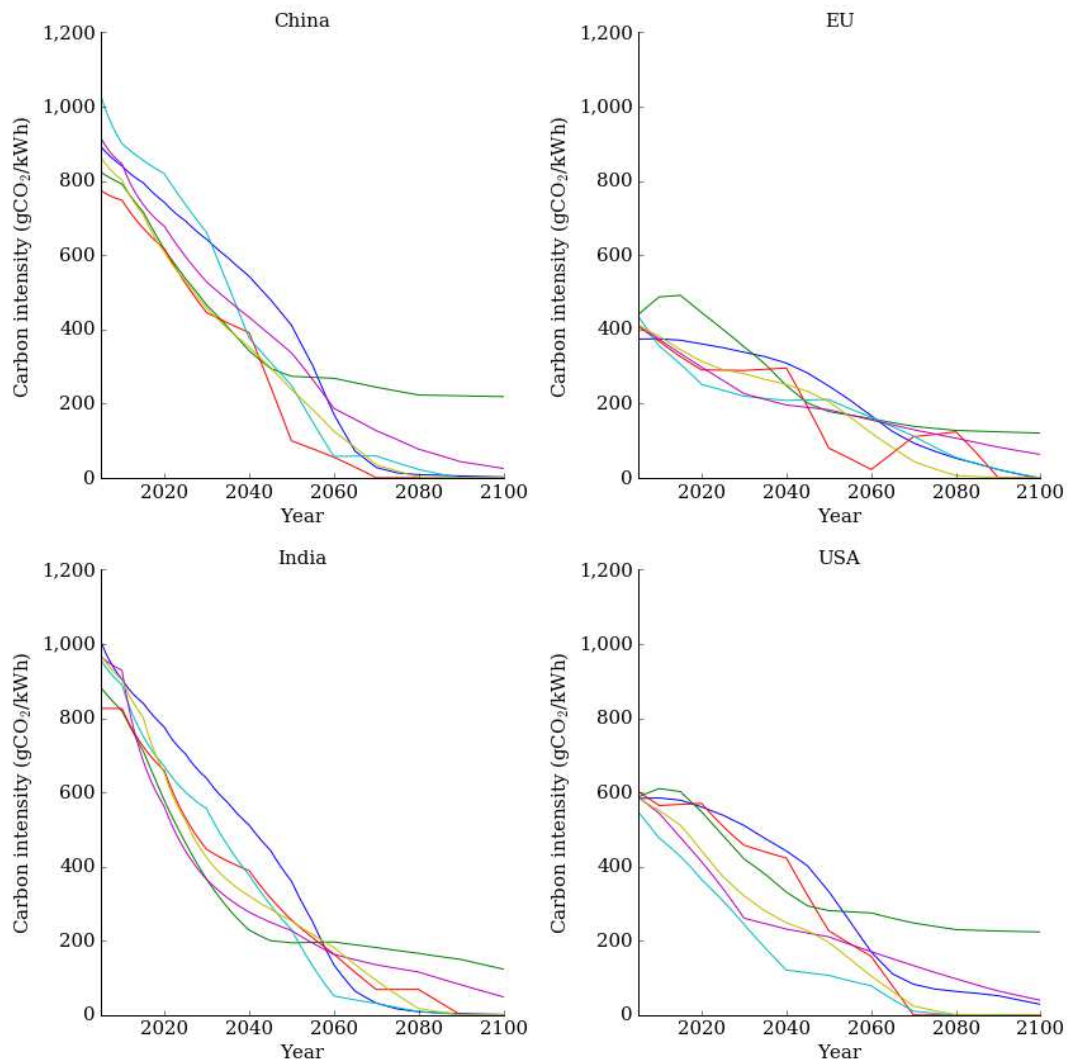


Figure 1: Carbon intensity in China, Europe, India and the US in AMPERE's 550 ppm (consistent with +2-3°C), technology-pessimistic (no nuclear, no CCS) scenario.

These figures suggest that electrification is an effective option to reduce long-term emissions in every region. In other words, the policy-relevant question is not whether to electrify, but when to do it. For instance, indirect emissions from driving an electric vehicle would reach 100 gCO₂/km between 2030-2060 in China, 2010-2030 in Europe, 2030-2055 in India and 2020-2050 in the US; and would drop below 50 gCO₂/km between 2045-2065 in China, 2045-2060 in Europe, 2050-2070 in India and 2035-2060 in the US.

2. Near-Zero-Carbon Electricity Does Not Require all Carbon-Free Technologies to Be Available

One scenario in AMPERE sets a 550-ppm CO₂-eq stabilization target and assumes no further deployment of nuclear power after existing plants are decommissioned (for instance for social acceptability reasons) and assuming CCS never

reaches market deployment. The decrease in carbon intensity of electricity holds at the global level under these assumptions (Figure 2). The trajectories in this sample exhibit an average of more than 95% reduction in carbon intensity, reaching less than 50 gCO₂/kWh by 2100, while only one outlier pathway does not fall below 100 gCO₂/kWh.

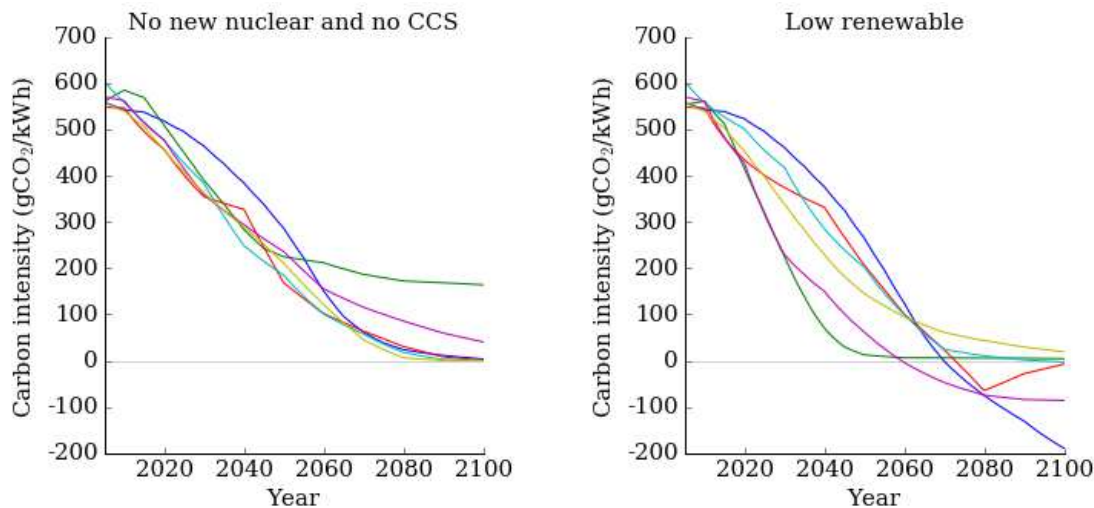


Figure 2: Decarbonization of global electricity in two 550 ppm scenarios (consistent with +2-3°C): (left) without new nuclear or carbon capture; (right) with low potential for renewable power. In both cases, the carbon content of electricity is reduced to near- or below-zero levels by the end of the century.

Even in the outlier pathway, decarbonization of power supply is sufficient to justify electrification. For instance, a conservative estimate of electric vehicles' (EV) consumption is 25 kWh/100km from the power plant to the wheel, that is accounting for losses when transmitting electricity over long distances and charging the battery.⁴ In this case, electric vehicles, or hybrid vehicles running on electricity, would emit between 0 and 19 gCO₂/km by 2100. For comparison, the European target for new passenger vehicles sold in 2015 is 130 gCO₂/km on average, and the proposed objective for vehicles sold in 2021 is 95 gCO₂/km (ICCT, 2014).

AMPERE also explored scenarios where CCS and nuclear are widely available, but biomass, wind and photovoltaic power are constrained. Figure 2 reports the pathways of the carbon content of electricity in this case — they can still decrease to near-zero or even negative levels by the end of the century.

⁴ For instance, today's most sold electric car, the Nissan Leaf is rated between 18 and 21kWh/100km (battery to the wheel) by the US Environmental Protection Agency; and 20% is an accepted upper bound for transmission, distribution, and recharging losses.

3. Could Biomass Combined with CCS Provide Electricity with Negative Carbon Content?

During AMPERE, IAMs were run under the constraint that final GHG atmospheric concentration should not exceed 450-ppm CO₂-eq — Meinshausen et al. (2009) estimate such concentration leads to 63-92% probability of remaining below +2°C by 2100. Figure 1 presents the projected carbon intensity of the global electricity generation in this scenario. It shows that all models project a drastic decrease in carbon intensity by the end of the century.

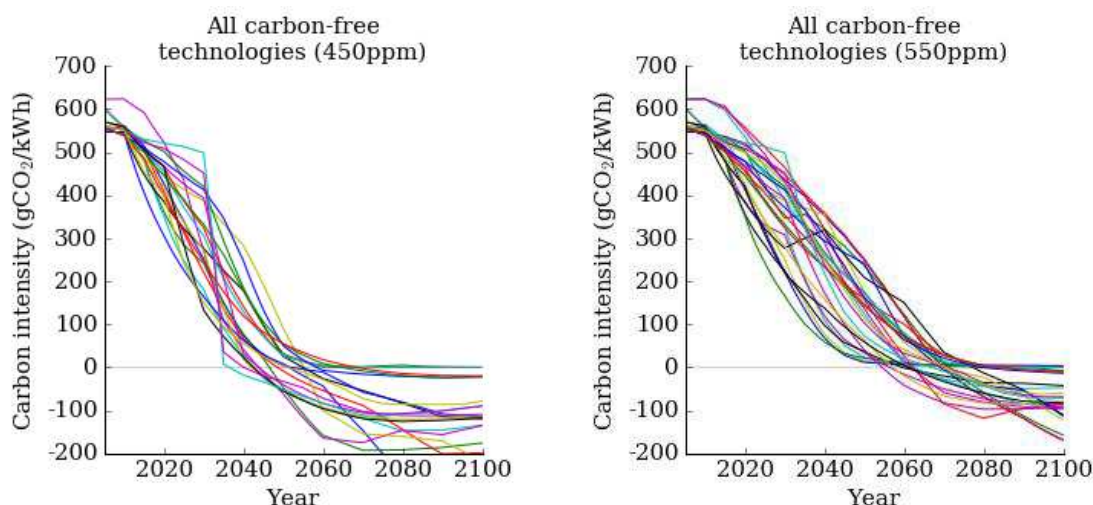


Figure 3: Carbon content of electricity at the global scale in two scenarios: (left) 450-ppm stringent GHG concentration target (consistent with +2°C); (right) 550-ppm less stringent GHG concentration target (consistent with +2-3°C). Each thin line corresponds to the pathway simulated by one integrated assessment model (the reported carbon intensity for 2005-2010 varies among IAMs because they use different scopes and sources of historical data for calibration). In both cases, bio-energy with carbon capture and storage (BECCS) allows to reduce the carbon content of electricity to below-zero levels by the end of the century.

Most trajectories in this scenario fall below zero-carbon electricity. In-deed, this scenario assumes the technologies able to generate low-carbon electricity are widely available — these technologies include mainly wind, solar, hydro, biomass, nuclear and carbon capture and storage (Smith et al., 2009). Among them, bio-energy with carbon capture and storage (BECCS), the burning of biomass in power plants associated to the long-term storage of resulting CO₂, allows to produce electricity with negative net GHG emissions (Kriegler et al., 2014b; Tavoni and Socolow, 2013).⁵ When BECCS is available, the least-cost strategy to achieve global carbon neutrality is to produce negative-emission electricity and offset emissions from sectors of the economy that are more difficult to decarbonize.

Stabilizing GHG concentration around 450 ppm would require a fast intergovernmental coordination that may be difficult to achieve in time (Guivarch and Hallegatte, 2013; Luderer et al., 2013; Stocker, 2013). AMPERE considered the effect of

⁵ Plants extract carbon dioxide from the atmosphere as they grow.

a less stringent concentration target: 500-ppm CO₂-eq — generally admitted to be consistent with a +2-3°C warming, and still reasonable probability of remaining below +2°C (Meinshausen et al., 2009). If low-carbon technologies are still assumed to be widely available, pathways to this easier climate target also entail a decrease of the global carbon intensity to negative levels (Figure 3b).

The large-scale feasibility and desirability of BECCs is controversial, given their potential impact on land use, food production, freshwater availability, and the uncertain availability of suitable geological storage sites (Smith et al., 2016; Williamson, 2016). These aspects were not fully taken into account in AMPERE.

4. Conclusion

The pathways towards clean electricity reported here should be interpreted cautiously. They do not entail any normative prescription of the level of efforts that any specific country should affect to climate change mitigation. What they show is a consensus among state-of-the-art integrated assessment models: cost-effective climate stabilization requires near-zero carbon electricity in every major country/region of the world. This robust finding is a technical one, which disregards any consideration of the burden sharing of emission reductions: independently of who is or should be paying for it, the cheapest strategy to achieve climate stabilization includes decarbonization of the power supply.

The pathways of the carbon content of electricity that we report can be used outside the community of integrated assessment, for instance when assessing the relevance of electric vehicles to reduce greenhouse gas emissions; or to benchmark policies aiming at reducing carbon emissions from power plants. Further work could report pathways for other countries or regions of the world, and extend this approach to sectors other than power supply.

The work reported here has several limitations. We only analysed scenarios where all countries participate in climate policies. In regions that do not participate or delay their participation in climate policies, the reduction in carbon intensity of power generation would not necessarily happen, or would be delayed (Riahi et al., 2015). Also, our results may overestimate the speed and/or potential of carbon intensity reduction in power generation. Indeed, IAMs may imperfectly represent real-world barriers that may hinder power generation de-carbonization. Appendix A further discusses these limitations. Finally, the IAM pathways studied here do not investigate the consequences of simultaneous shortage of all the key low-carbon power generation technologies — CCS, nuclear, biomass and intermittent renewable.⁶ In that case, stabilizing the climate would be made much more difficult, and would require a drastic reduction in global energy consumption.

⁶ During AMPERE, IAMs explored the consequences of limited availability of renewable, limited availability of nuclear, and limited availability of CCS separately; in all these cases, the carbon intensity still decreases drastically in every region, sometimes to below-zero levels.

References

- BBC, 2012. Electric cars “pose environmental threat.” BBC News.
- Bibas, R., Méjean, A., 2014. Potential and limitations of bioenergy for low carbon transitions. *Climatic Change* 123, 731–761.
- Clarke, L., Edmonds, J., Krey, V., Richels, R., Rose, S., Tavoni, M., 2009. International climate policy architectures: Overview of the EMF 22 international scenarios. *Energy Economics* 31, S64–S81.
- Collins, M., Knutti, R., Arblaster, J.M., Dufresne, J.-L., Fichefet, T., Friedlingstein, P., Gao, X., Gutowski, W.J., Johns, T., Krinner, G., 2013. Long-term climate change: Projections, commitments and irreversibility, in: *Climate Change 2013: The Physical Science Basis. Contribution of Working Group I to the Fifth Assessment Report of the Intergovernmental Panel on Climate Change*.
- Edenhofer, O., Knopf, B., Barker, T., Baumstark, L., Bellevrat, E., Chateau, B., Criqui, P., Isaac, M., Kitous, A., Kypreos, S., others, 2010. The economics of low stabilization: Model comparison of mitigation strategies and costs. *The Energy Journal* 31, 11–48.
- European Commission, 2011. A roadmap for moving to a competitive low carbon economy in 2050.
- Fay, M., Hallegatte, S., Vogt-Schilb, A., Rozenberg, J., Narloch, U., Kerr, T., 2015. *Decarbonizing Development: Three Steps to a Zero-Carbon Future*. World Bank Publications, Washington DC, USA.
- Graff Zivin, J.S., Kotchen, M.J., Mansur, E.T., 2014. Spatial and temporal heterogeneity of marginal emissions: Implications for electric cars and other electricity-shifting policies. *Journal of Economic Behavior & Organization* 107, Part, 248–268.
- Guivarch, C., Hallegatte, S., 2013. 2°C or not 2°C. *Global Environmental Change* 23, 179–192.
- Guivarch, C., Hallegatte, S., Crassous, R., 2009. The resilience of the Indian economy to rising oil prices as a validation test for a global energy–environment–economy CGE model. *Energy Policy* 37, 4259–4266.
- Gustavsson, L., Joelsson, A., 2010. Life cycle primary energy analysis of residential buildings. *Energy and Buildings* 42, 210–220.
- Hawkins, T.R., Gausen, O.M., Strømman, A.H., 2012a. Environmental impacts of hybrid and electric vehicles: A review. *The International Journal of Life Cycle Assessment* 17, 997–1014.
- Hawkins, T.R., Singh, B., Majeau-Bettez, G., Strømman, A.H., 2012b. Comparative environmental life cycle assessment of conventional and electric vehicles. *Journal of Industrial Ecology*.
- Hertwich, E.G., Gibon, T., Bouman, E.A., Arvesen, A., Suh, S., Heath, G.A., Bergesen, J.D., Ramirez, A., Vega, M.I., Shi, L., 2014. Integrated life-cycle assessment of electricity-supply scenarios confirms global environmental benefit of low-carbon technologies. *Proceedings of the National Academy of Sciences* 201312753.
- ICCT, 2014. *Global passenger vehicle standards*. International Council on Clean Transportation.
- IEA, 2012. *CO2 emissions from fuel combustion*.

- IEA, 2014. Energy Technology Perspectives 2014: Harnessing electricity's potential. {International Energy Agency} and {Organisation for Economic Co-operation and Development}, Paris, France.
- IIASA, 2014. AMPERE Public Database. International Institute for Applied Systems Analysis.
- IPCC, 2013. Summary for Policymakers, in: Climate Change 2013: The Physical Science Basis - Contribution of Working Group I to the Fifth Assessment Report of the Intergovernmental Panel on Climate Change, [Stocker, T.F., D. Qin, G.-K. Plattner, M. Tignor, S.K. Allen, J. Boschung, A. Nauels, Y. Xia, V. Bex and P.M. Midgley (Eds.)]. Cambridge, United Kingdom and New York, {USA}.
- IPCC, 2014a. Summary for Policymakers, in: Climate Change 2014: Mitigation of Climate Change - Contribution of Working Group III to the Fifth Assessment Report of the Intergovernmental Panel on Climate Change, [Edenhofer, O., R. Pichs-Madruga, Y. Sokona, E. Farahani, S. Kadner, K. Seyboth, A. Adler, I. Baum, S. Brunner, P. Eickemeier, B. Kriemann, J. Savolainen, S. Schlömer, C. von Stechow, T. Zwickel and J.C. Minx (Eds.)]. Cambridge, United Kingdom and New York, {NY}, {USA}.
- IPCC, 2014b. Annex II: Metrics and Methodology, in: Climate Change 2014, Mitigation of Climate Change. Contribution of Working Group III to the Fifth Assessment Report of the Intergovernmental Panel on Climate Change, [Edenhofer, O., R. Pichs-Madruga, Y. Sokona, E. Farahani, S. Kadner, K. Seyboth, A. Adler, I. Baum, S. Brunner, P. Eickemeier, B. Kriemann, J. Savolainen, S. Schlömer, C. von Stechow, T. Zwickel and J.C. Minx (Eds.)]. Cambridge, United Kingdom and New York, NY, USA.
- Iyer, G., Hultman, N., Eom, J., McJeon, H., Patel, P., Clarke, L., 2014. Diffusion of low-carbon technologies and the feasibility of long-term climate targets. Technological Forecasting and Social Change doi:10.1016/j.techfore.2013.08.025.
- Krey, V., Luderer, G., Clarke, L., Kriegler, E., 2014. Getting from here to there – Energy technology transformation pathways in the EMF 27 scenarios. Climatic Change 123, 369–382.
- Kriegler, E., Riahi, K., Bauer, N., Schwanitz, V.J., Petermann, N., Bosetti, V., Marcucci, A., Otto, S., Paroussos, L., Rao, S., Curras, T.A., Ashina, S., Bollen, J., Eom, J., Hamdi-Cherif, M., Longden, T., Kitous, A., Méjean, A., Schaeffer, M., Wada, K., Capros, P., van Vuuren, D., Edenhofer, O., 2014a. Making or Breaking Climate Targets: The AMPERE study on staged accession scenarios for climate policy. Technological Forecasting and Social Change (forthcoming).
- Kriegler, E., Weyant, J.P., Blanford, G.J., Krey, V., Clarke, L., Edmonds, J., Fawcett, A., Luderer, G., Riahi, K., Richels, R., Rose, S.K., Tavoni, M., Vuuren, D.P. van, 2014b. The Role of Technology for Achieving Climate Policy Objectives: Overview of the EMF 27 study on global technology and climate policy strategies. Climatic Change 123, 353–367.
- Luderer, G., Bosetti, V., Jakob, M., Leimbach, M., Steckel, J.C., Waisman, H., Edenhofer, O., 2012. The Economics of Decarbonizing the Energy System: Results and insights from the RECIPE model intercomparison. Climatic Change 114, 9–37.
- Luderer, G., Pietzcker, R.C., Bertram, C., Kriegler, E., Meinshausen, M., Edenhofer, O., 2013. Economic Mitigation Challenges: How further delay closes the door for achieving climate targets. Environmental Research Letters 8, 034033.
- McCollum, D., Krey, V., Kolp, P., Nagai, Y., Riahi, K., 2014. Transport Electrification: A key element for energy system transformation and climate stabilization. Climatic Change 123, 651–664.

- Meinshausen, M., Meinshausen, N., Hare, W., Raper, S.C.B., Frieler, K., Knutti, R., Frame, D.J., Allen, M.R., 2009. Greenhouse-gas emission targets for limiting global warming to 2* Celsius. *Nature* 458, 1158–1162.
- Pfeiffer, A., Millar, R., Hepburn, C., Beinhocker, E., 2016. The ‘2°C capital stock’ for electricity generation: Committed cumulative carbon emissions from the electricity generation sector and the transition to a green economy. *Applied Energy* 179, 1395–1408.
- Ramesh, T., Prakash, R., Shukla, K.K., 2010. Life cycle energy analysis of buildings: An overview. *Energy and Buildings* 42, 1592–1600.
- Riahi, K., Kriegler, E., Johnson, N., Bertram, C., den Elzen, M., Eom, J., Schaeffer, M., Edmonds, J., Isaac, M., Krey, V., Longden, T., Luderer, G., Méjean, A., McCollum, D.L., Mima, S., Turton, H., van Vuuren, D.P., Wada, K., Bosetti, V., Capros, P., Criqui, P., Hamdi-Cherif, M., Kainuma, M., Edenhofer, O., 2015. Locked into Copenhagen pledges - Implications of short-term emission targets for the cost and feasibility of long-term climate goals. *Technological Forecasting and Social Change* 90, 8–23.
- Richardson, D.B., 2013. Electric Vehicles and the Electric Grid: A review of modeling approaches, impacts, and renewable energy integration. *Renewable and Sustainable Energy Reviews* 19, 247–254.
- Rogelj, J., Schaeffer, M., Meinshausen, M., Knutti, R., Alcamo, J., Riahi, K., Hare, W., 2015. Zero emission targets as long-term global goals for climate protection. *Environ. Res. Lett.* 10, 105007.
- Rose, S.K., Kriegler, E., Bibas, R., Calvin, K., Popp, A., van Vuuren, D.P., Weyant, J., 2014. Bioenergy in energy transformation and climate management. *Climatic Change* 123, 477–493.
- Sachs, J., Tubiana, L., Guerin, E., Waisman, H., Mas, C., Colombier, M., Schmidt-Traub, G., 2014. Pathways to deep decarbonization. New York and Paris.
- SEMARNAT, INECC, 2016. Mexico’s Climate Change Mid-Century Strategy. Ministry of Environment and Natural Resources (SEMARNAT) and National Institute of Ecology and Climate Change (INECC).
- Sims, R.E.H., Rogner, H.-H., Gregory, K., 2003. Carbon emission and mitigation cost comparisons between fossil fuel, nuclear and renewable energy resources for electricity generation. *Energy Policy* 31, 1315–1326.
- Sioshansi, R., Denholm, P., 2009. Emissions impacts and benefits of plug-in hybrid electric vehicles and vehicle-to-grid services. *Environmental Science & Technology* 43, 1199–1204.
- Smith, H.J., Fahrenkamp-Uppenbrink, J., Coontz, R., 2009. Clearing the Air: Introduction to the special issue on carbon capture and sequestration. *Science* 325, 1641.
- Smith, P., Davis, S.J., Creutzig, F., Fuss, S., Minx, J., Gabrielle, B., Kato, E., Jackson, R.B., Cowie, A., Kriegler, E., van Vuuren, D.P., Rogelj, J., Ciais, P., Milne, J., Canadell, J.G., McCollum, D., Peters, G., Andrew, R., Krey, V., Shrestha, G., Friedlingstein, P., Gasser, T., Grubler, A., Heidug, W.K., Jonas, M., Jones, C.D., Kraxner, F., Littleton, E., Lowe, J., Moreira, J.R., Nakicenovic, N., Obersteiner, M., Patwardhan, A., Rogner, M., Rubin, E., Sharifi, A., Torvanger, A., Yamagata, Y., Edmonds, J., Yongsung, C., 2016. Biophysical and economic limits to negative CO2 emissions. *Nature Clim. Change* 6, 42–50.
- Stiglitz, J., Stern, N., 2017. Report of the High-Level Commission on Carbon Prices. World Bank Group: Carbon Pricing Leadership Coalition, Washington.
- Stocker, T.F., 2013. The Closing door of climate targets. *Science* 339, 280–282.

- Sugiyama, M., 2012. Climate change mitigation and electrification. *Energy Policy* 44, 464–468.
- Tavoni, M., Kriegler, E., Riahi, K., van Vuuren, D.P., Aboumahboub, T., Bowen, A., Calvin, K., Campiglio, E., Kober, T., Jewell, J., Luderer, G., Marangoni, G., McCollum, D., van Sluisveld, M., Zimmer, A., van der Zwaan, B., 2014. Post-2020 climate agreements in the major economies assessed in the light of global models. *Nature Climate Change* 5, doi:10.1038/nclimate2475.
- Tavoni, M., Socolow, R., 2013. Modeling Meets Science and Technology: An introduction to a special issue on negative emissions. *Climatic Change* 118, 1–14.
- Tavoni, M., Tol, R.S.J., 2010. Counting only the hits? The risk of underestimating the costs of stringent climate policy. *Climatic change* 100, 769–778.
- Thomson, M.J., Evenson, E.J., Kempe, M.J., Goodfellow, H.D., 2000. Control of Greenhouse Gas Emissions from Electric Arc Furnace Steelmaking: Evaluation methodology with case studies. *Ironmaking & Steelmaking* 27, 273–279.
- van Vuuren, D.P., Hoogwijk, M., Barker, T., Riahi, K., Boeters, S., Chateau, J., Scricciu, S., van Vliet, J., Masui, T., Blok, K., Blomen, E., Kram, T., 2009. Comparison of top-down and bottom-up estimates of sectoral and regional greenhouse gas emission reduction potentials. *Energy Policy* 37, 5125–5139.
- Veysey, J., Octaviano, C., Calvin, K., Martinez, S.H., Kitous, A., McFarland, J., van der Zwaan, B., 2014. Pathways to Mexico’s climate change mitigation targets: A multi-model analysis. *Energy Economics* 56, 587–599.
- Williams, J.H., DeBenedictis, A., Ghanadan, R., Mahone, A., Moore, J., Morrow, W.R., Price, S., Torn, M.S., 2012. The Technology Path to Deep Greenhouse Gas Emissions Cuts by 2050: The pivotal role of electricity. *Science* 335, 53–59.
- Williamson, P., 2016. Scrutinize CO2 removal methods. *Nature* 530, 153–155.
- Wilson, C., Grubler, A., Bauer, N., Krey, V., Riahi, K., 2013. Future Capacity Growth of Energy Technologies: Are scenarios consistent with historical evidence? *Climatic Change* 118, 381–395.
- World Resource Institute, 2014. CAIT 2.0: WRI’s climate data explorer.
- Zabalza Bribián, I., Aranda Usón, A., Scarpellini, S., 2009. Life Cycle Assessment in Buildings: State-of-the-art and simplified LCA methodology as a complement for building certification. *Building and Environment* 44, 2510–2520.

Appendix A: Methods

Data

We reanalysed a set of 68 pathways in 12 IAMs from AMPERE and 274 pathways in 56 IAMs from the IPCC’s AR5 database (IPCC, 2014b), all for which CO₂ emissions for electricity are reported separately on global and/or regional level, thus allowing to recover the projected carbon intensity at each point (annually until 2100).

We retain secondary energy/electricity generation as our measure of electricity production, that is, the total electric energy produced by the power sector, excluding that used by the power supply sector itself for transformation, transportation and distribution (including these losses would result in lower carbon intensities). As

electricity-related emissions at a given point in time are readily available in our sample, computing cumulative emissions is straightforward.

Limitations

The limitations in our analysis are of two kinds. First, we restricted our study to a subset of IAM trajectories by selecting only results reported in the IPCC's AR5 database and in AMPERE, a recent model comparison study. This may introduce a selection bias. Second, IAMs may imperfectly represent barriers to power generation decarbonization. We may therefore overestimate the speed and/or potential of power generation carbon intensity reductions.

Bias

We restricted our study to the results reported in the IPCC's AR5 database and in a recent IAM comparison exercise (AMPERE) because the data are available online. Figure B.13 in the Appendix shows that the findings from AMPERE are representative from the wider IPCC database of decarbonization pathways (IPCC, 2014b).

We are not aware of any published scenario that would reach a low or moderate atmospheric concentration target without featuring a decreasing carbon-intensity trajectory like the consensus highlighted here. However, reducing the study sample can always introduce biases. The studies presented here do not explore the case where all renewable energies, carbon capture and storage, nuclear and bio-energies turn out not to be widely available.

Moreover, previous studies have documented the risk of selection bias in IAM reviews, as results are not always reported when targets are unachievable (Tavoni and Tol, 2010). Our sample of trajectories may be affected by selection bias, given some models might not report their results with some generation technologies unavailable. When availability of some technologies is restricted, such as CCS and nuclear, the number of reported paths decreased, when targeting 450 ppm CO₂-eq (this effect is mitigated with the looser 550 ppm CO₂-eq constraint).⁷ This hints at the potential difficulty of reaching a stringent climatic target if the development of BECCS is constrained (Bibas and Méjean, 2014; Rose et al., 2014; Tavoni and Socolow, 2013).

Barriers to the decarbonization of power generation

IAMs might imperfectly account for several barriers to the decarbonization of power generation (Iyer et al., 2014). For instance, the capacity credit – the contribution of a given technology to meeting the demand – tends to be lower for intermittent renewable energy (mainly solar and wind) than for fossil fuel, nuclear, and bio-energy, due to

⁷ Such evidence should be taken with caution, as participants were not required to run every scenario (scenarios were ranked as required, recommended, or optional). A smaller number of trajectories does not necessarily reflect selection.

potential mismatches between resource availability and demand peaks (Sims et al., 2003). Also, some low-carbon technologies may require building wider distribution and transmission networks to connect remote energy sources or production locations to end-users (renewable energies and nuclear) and transportation infrastructure to carbon sequestration sites (CCS).

Appendix B: Additional Figures

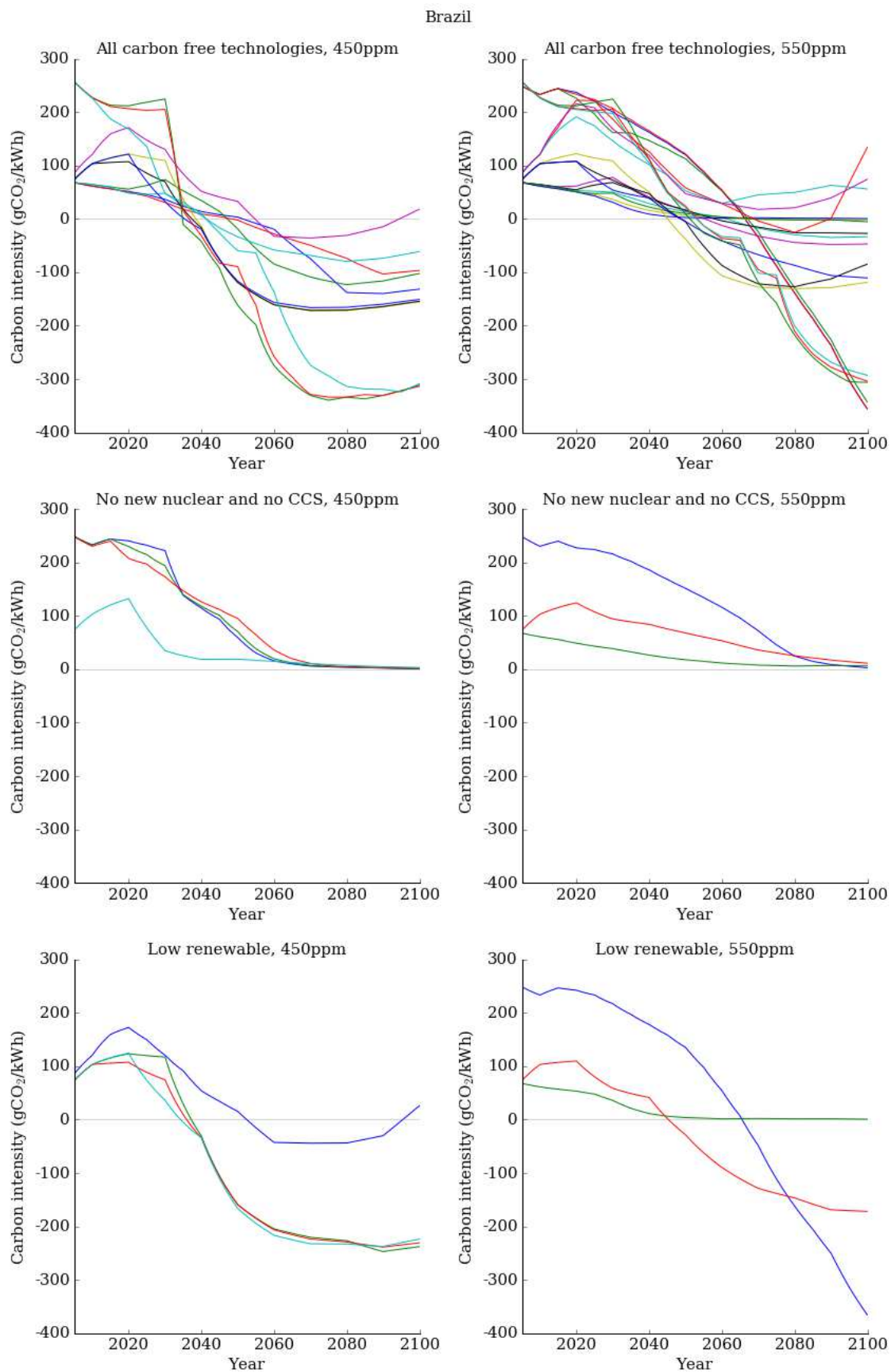


Figure B.4: Carbon content of electricity under in **Brazil** (AMPERE database).

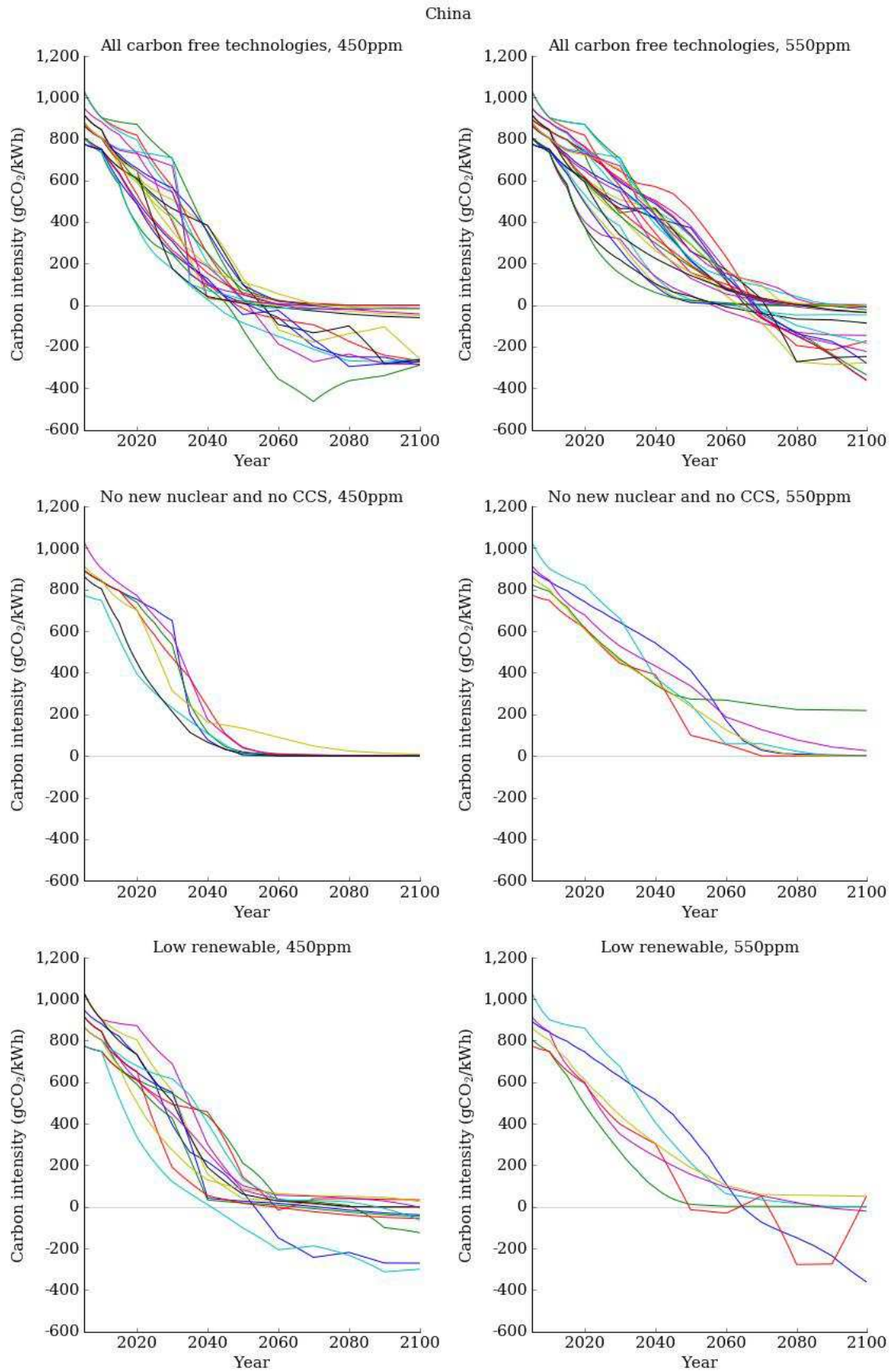


Figure B.5: Carbon content of electricity in **China** (AMPERE database).

EU

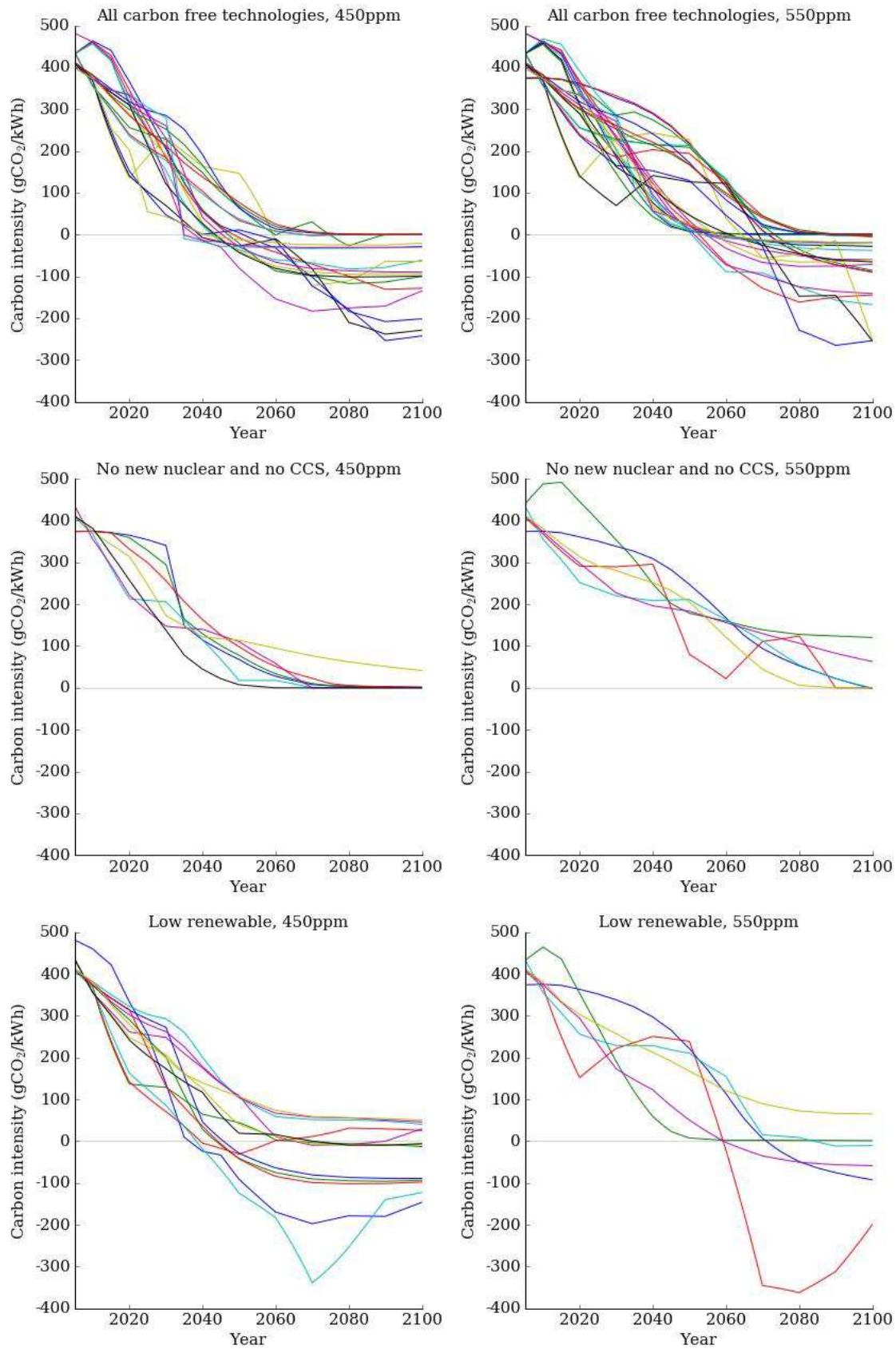


Figure B.6: Carbon content of electricity in the EU (AMPERE database).

India

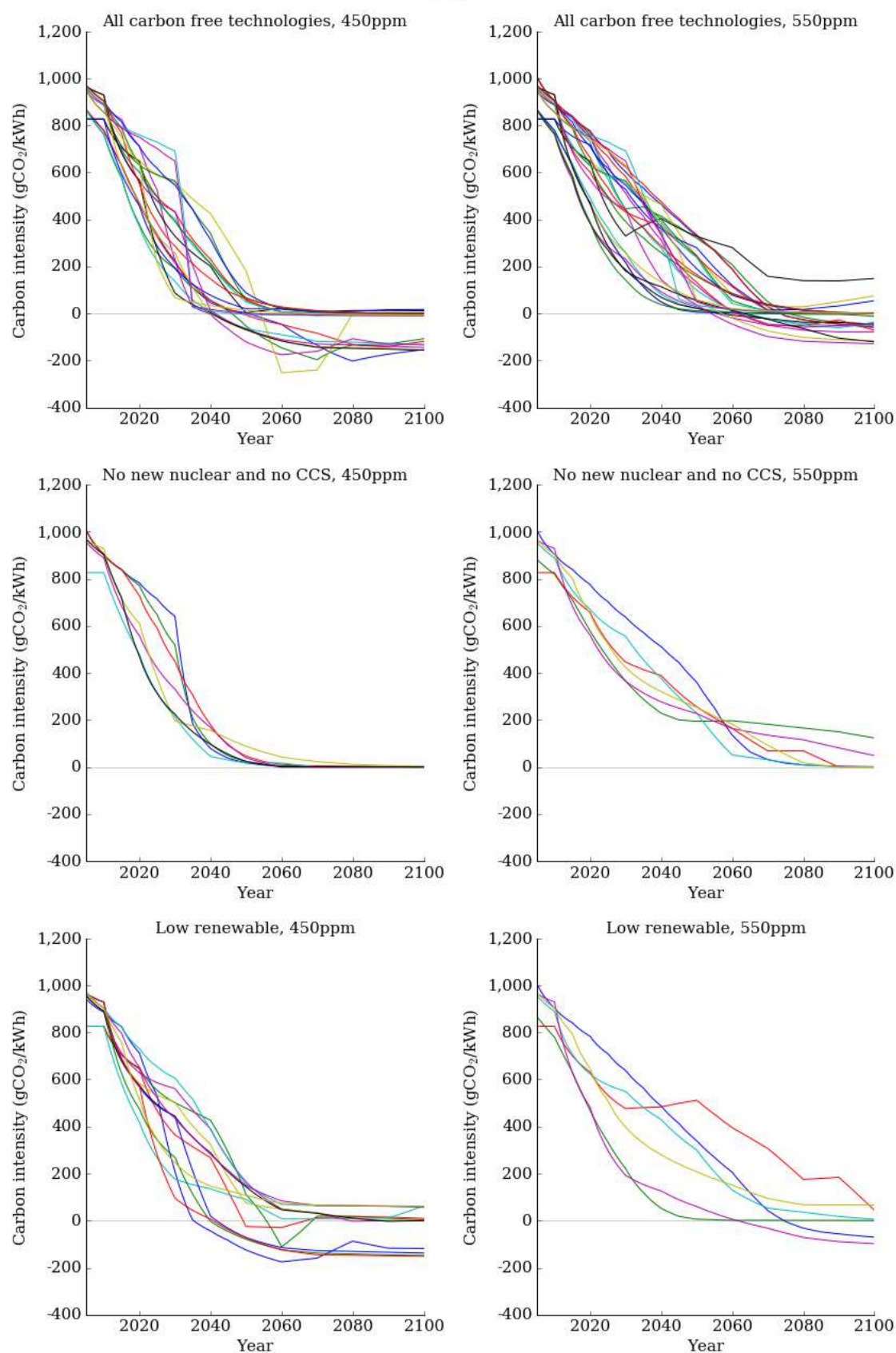


Figure B.7: Carbon content of electricity in **India** (AMPERE database).

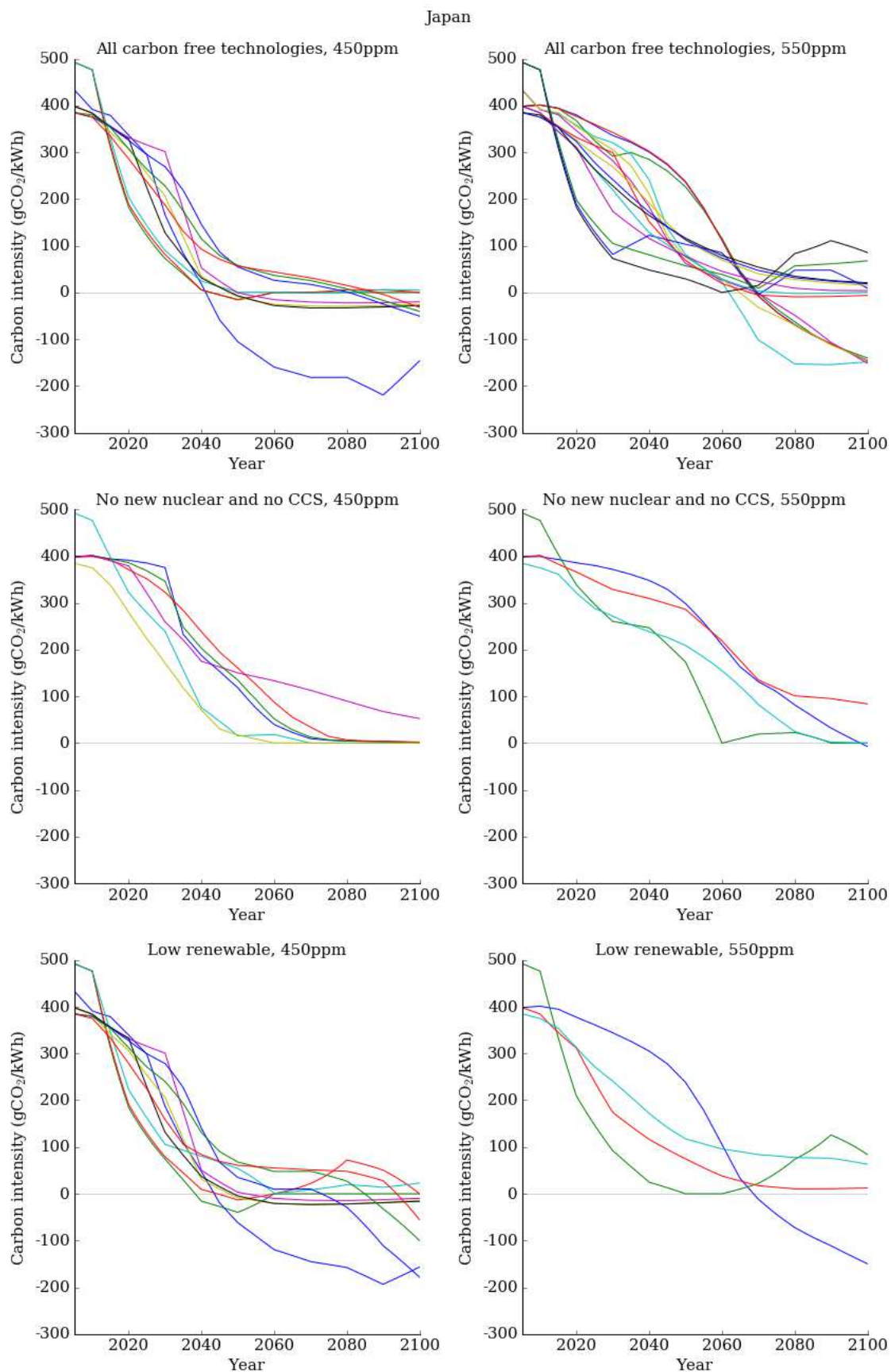


Figure B.8: Carbon content of electricity in **Japan** (AMPERE database).

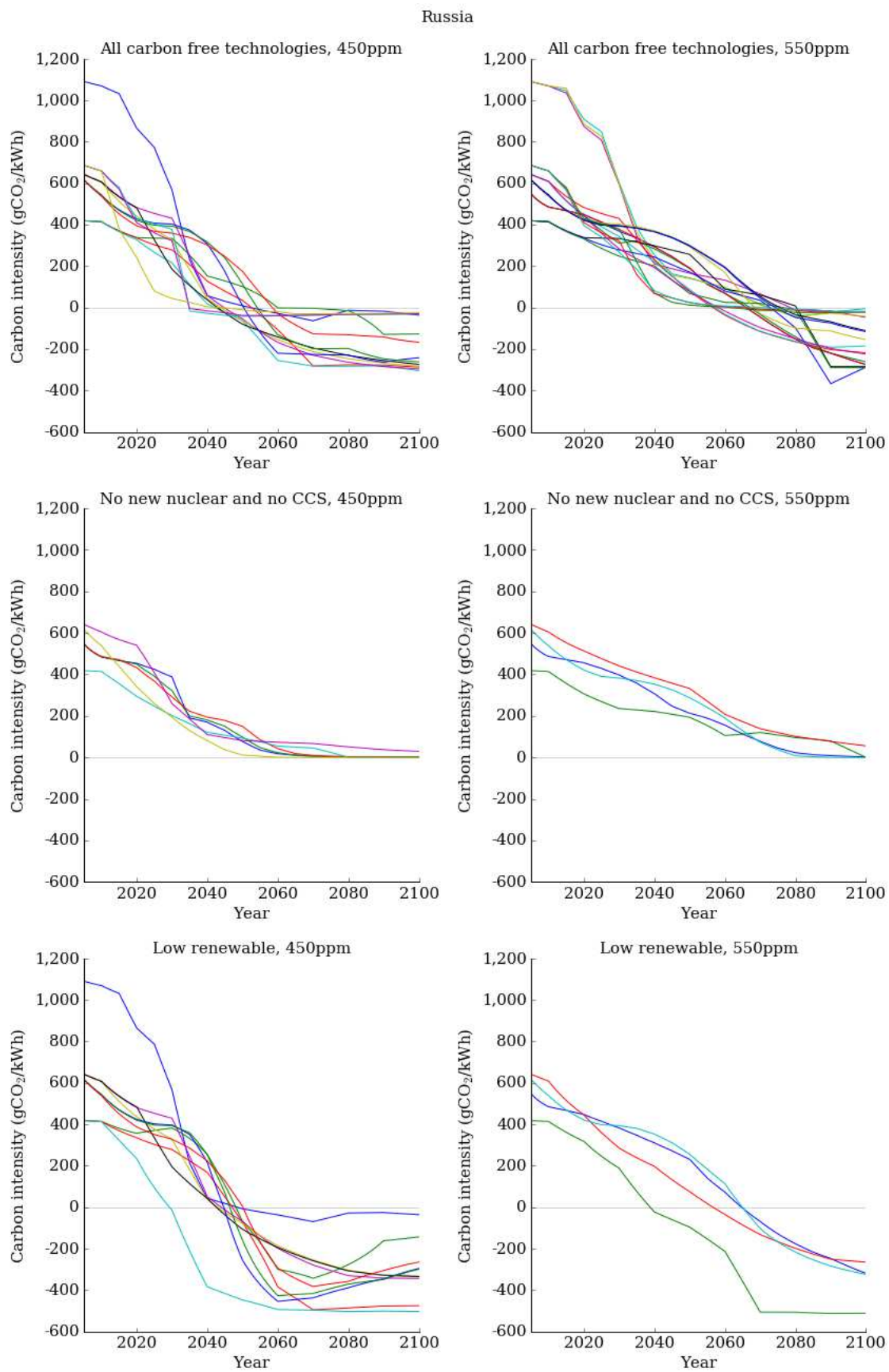


Figure B.9: Carbon content of electricity in **Russia** (AMPERE database).

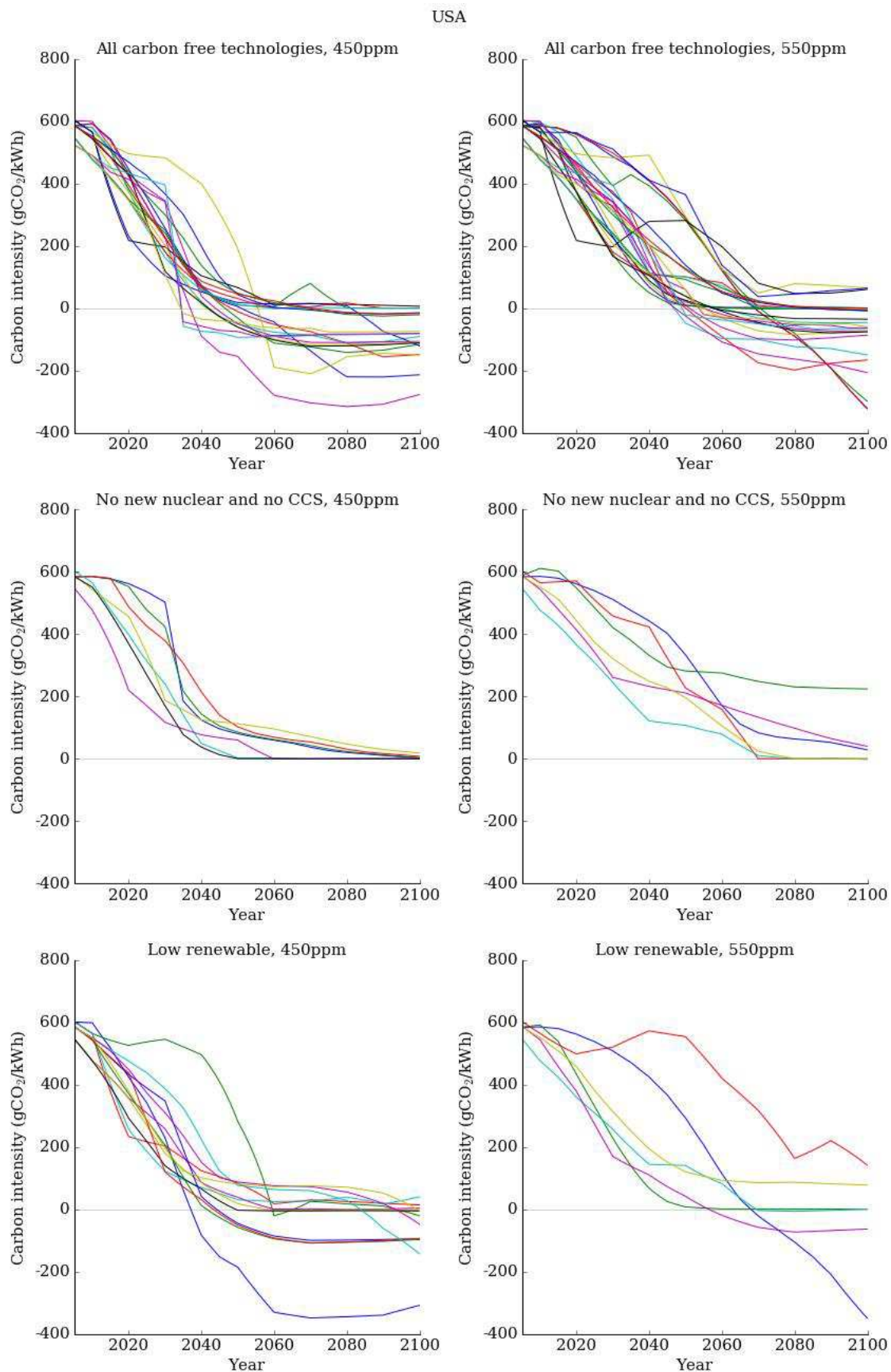


Figure B.10: Carbon content of electricity in USA (AMPERE database).

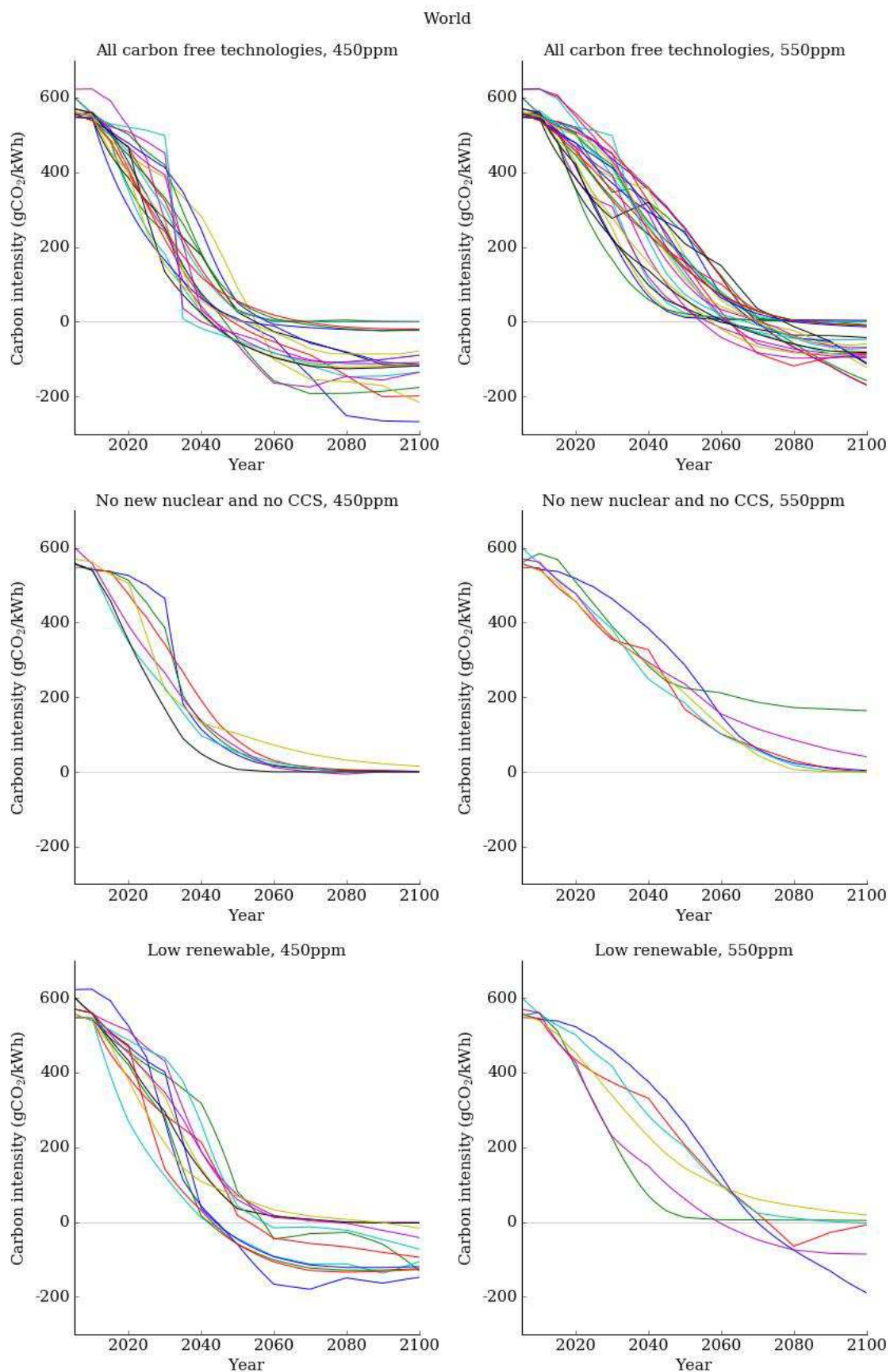


Figure B.11: Carbon intensity of electricity at the **global level** (AMPERE database).

LAM

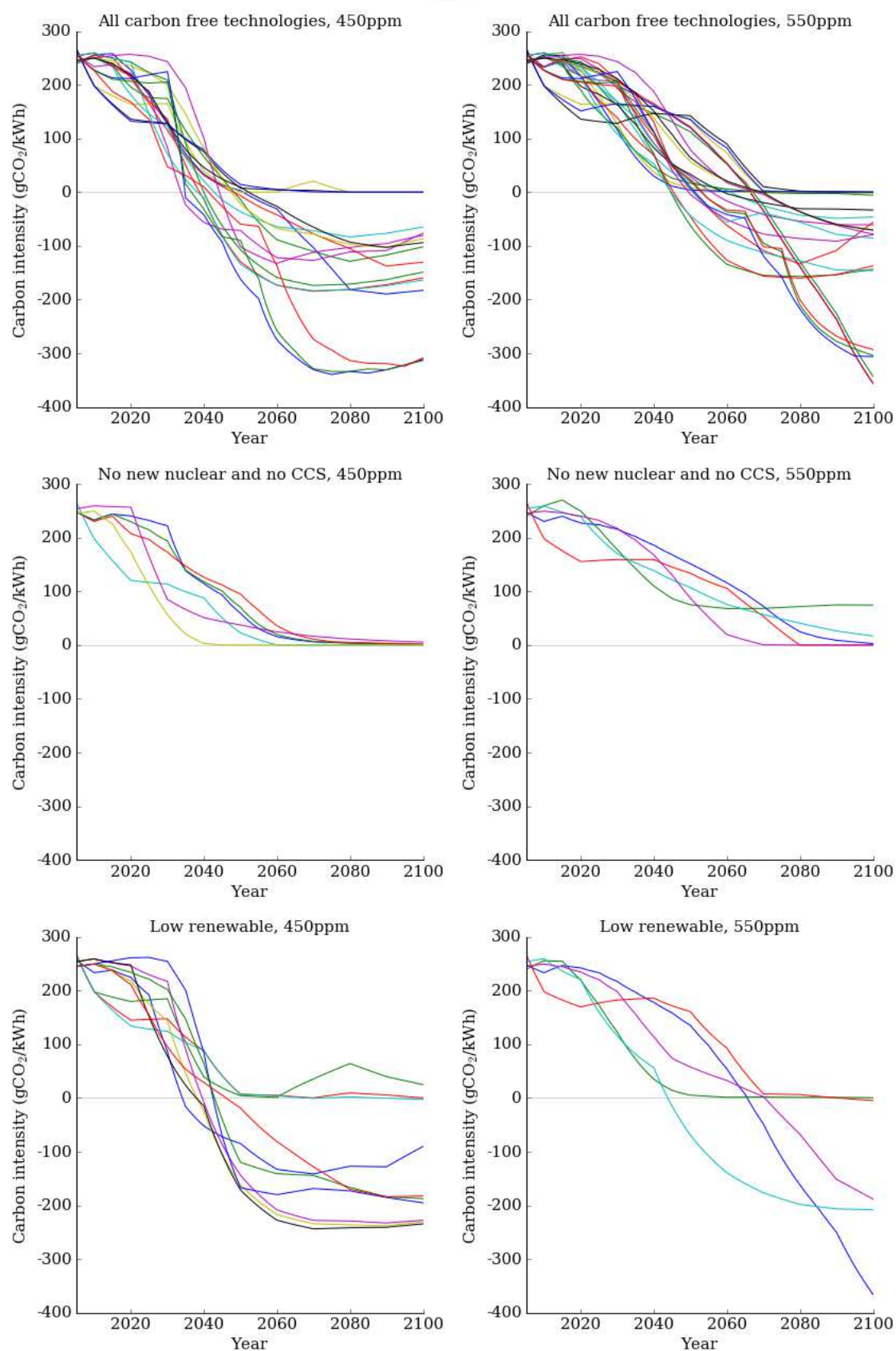


Figure B.12: Carbon intensity of electricity in **Latin America and the Caribbean** (AMPERE database).

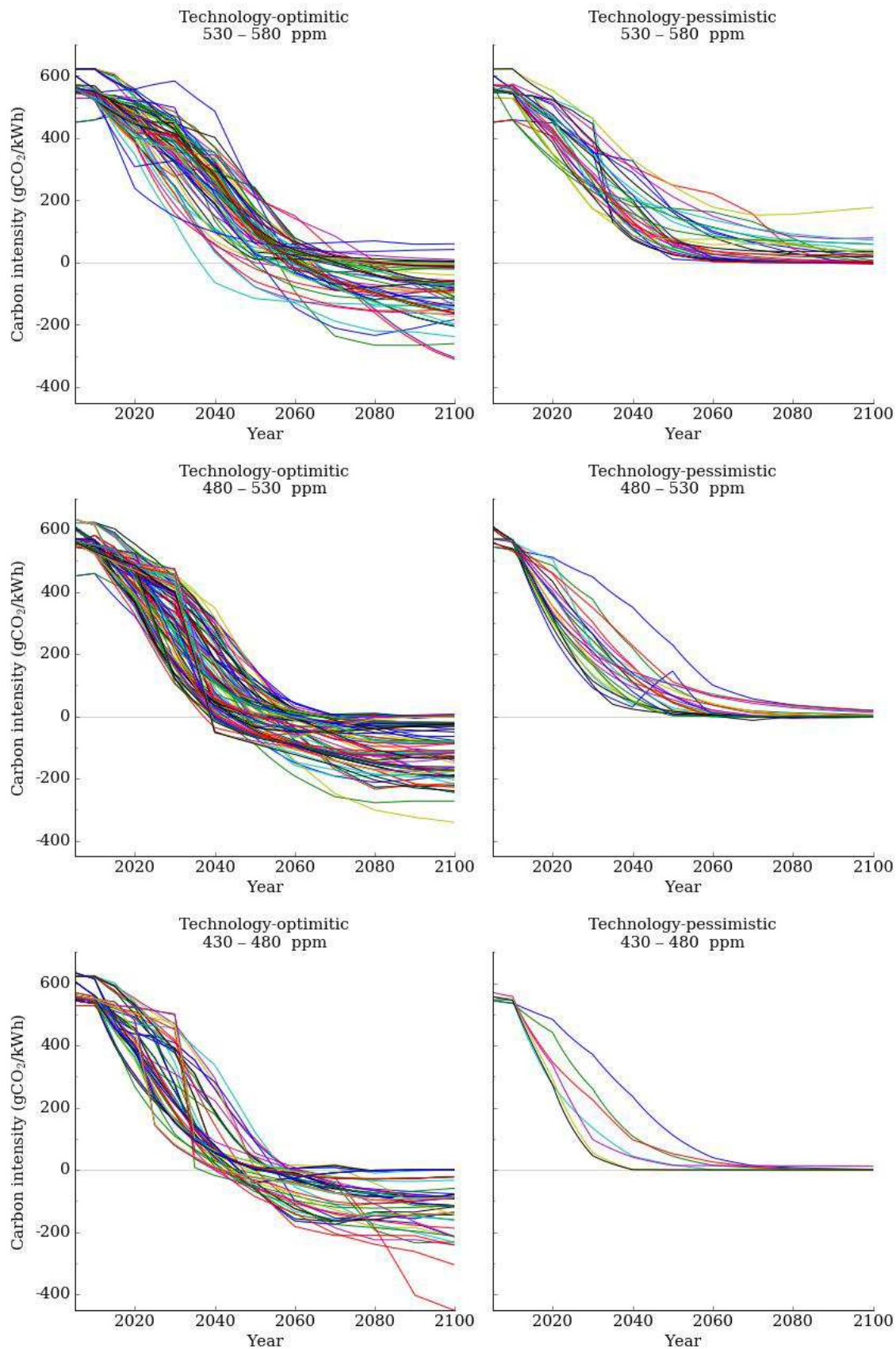


Figure B.13: Carbon intensity of electricity under different GHG concentration targets and different technology assumption at the global level from IPCC AR5 database (IPCC, 2014b).