

Rajan, R. Sundara; Uthayakumar, R.

Article

Optimal pricing and replenishment policies for instantaneous deteriorating items with backlogging and trade credit under inflation

Journal of Industrial Engineering International

Provided in Cooperation with:

Islamic Azad University (IAU), Tehran

Suggested Citation: Rajan, R. Sundara; Uthayakumar, R. (2017) : Optimal pricing and replenishment policies for instantaneous deteriorating items with backlogging and trade credit under inflation, Journal of Industrial Engineering International, ISSN 2251-712X, Springer, Heidelberg, Vol. 13, Iss. 4, pp. 427-443,
<https://doi.org/10.1007/s40092-017-0200-3>

This Version is available at:

<https://hdl.handle.net/10419/172579>

Standard-Nutzungsbedingungen:

Die Dokumente auf EconStor dürfen zu eigenen wissenschaftlichen Zwecken und zum Privatgebrauch gespeichert und kopiert werden.

Sie dürfen die Dokumente nicht für öffentliche oder kommerzielle Zwecke vervielfältigen, öffentlich ausstellen, öffentlich zugänglich machen, vertreiben oder anderweitig nutzen.

Sofern die Verfasser die Dokumente unter Open-Content-Lizenzen (insbesondere CC-Lizenzen) zur Verfügung gestellt haben sollten, gelten abweichend von diesen Nutzungsbedingungen die in der dort genannten Lizenz gewährten Nutzungsrechte.

Terms of use:

Documents in EconStor may be saved and copied for your personal and scholarly purposes.

You are not to copy documents for public or commercial purposes, to exhibit the documents publicly, to make them publicly available on the internet, or to distribute or otherwise use the documents in public.

If the documents have been made available under an Open Content Licence (especially Creative Commons Licences), you may exercise further usage rights as specified in the indicated licence.



<http://creativecommons.org/licenses/by/4.0/>

Optimal pricing and replenishment policies for instantaneous deteriorating items with backlogging and trade credit under inflation

R. Sundara Rajan¹ · R. Uthayakumar²

Received: 19 December 2016 / Accepted: 29 March 2017 / Published online: 19 April 2017
© The Author(s) 2017. This article is an open access publication

Abstract In this paper we develop an economic order quantity model to investigate the optimal replenishment policies for instantaneous deteriorating items under inflation and trade credit. Demand rate is a linear function of selling price and decreases negative exponentially with time over a finite planning horizon. Shortages are allowed and partially backlogged. Under these conditions, we model the retailer's inventory system as a profit maximization problem to determine the optimal selling price, optimal order quantity and optimal replenishment time. An easy-to-use algorithm is developed to determine the optimal replenishment policies for the retailer. We also provide optimal present value of profit when shortages are completely backlogged as a special case. Numerical examples are presented to illustrate the algorithm provided to obtain optimal profit. And we also obtain managerial implications from numerical examples to substantiate our model. The results show that there is an improvement in total profit from complete backlogging rather than the items being partially backlogged.

Keywords Inventory · Deterioration · Trade credit · Backlogging · Inflation · Time value of money · Finite planning

Introduction and literature review

The traditional inventory models consider a case in which depletion of inventory is caused by a constant demand rate. But in reality, deterioration of items such as chemicals, pharmaceutical products and some other commodities during storage is inevitable as these items become evaporative, expired or lose utility through time. Hence, managing and keeping of inventories of such commodities becomes an important criterion for inventory decision makers.

The inventory problem of deteriorating items was first studied by Whitin (1957), in which he addressed the fashion items deteriorating at the end of the storage period. Then, Ghare and Schrader (1963) concluded in their study that the consumption of the deteriorating items was closely relative to a negative exponential function of time. Deb and Chaudhri (1986) derived inventory model with time-dependent deterioration rate. Dave and Patel (1994) studied an inventory model for deteriorating items without shortages and the time-dependent demand patterns. Ting and Chung (1994) analyzed the inventory replenishment model for deteriorating items with a linear trend in demand considering shortages. Aggarwal and Jaggi (1995) proposed a model for deteriorating items without shortages. Balkhi and Benkherouf (1996a, b) investigated the optimal replenishment schedule for production lot size model with deteriorating items. Hwang and Shinn (1997) investigated a inventory replenishment system for deteriorating items under the condition of permissible delay in payments.

Deteriorating rate is another key factor in the study of deteriorating items inventory, which describes the deterioration nature of the items. When it comes to the study of deteriorating rate, there are several situations. In the early stage of the study, most of the deteriorating rates in the

✉ R. Sundara Rajan
dglundar21579@gmail.com
R. Uthayakumar
uthayagri@gmail.com

¹ Department of Mathematics, PSNA College of Engineering and Technology, Dindigul, Tamilnadu 624 622, India
² Department of Mathematics, Gandhigram Rural Institute—Deemed University, Gandhigram, Tamilnadu 624 302, India

models are constant, such as Ghare and Schrader (1963), Shah and Jaiswal (1977), Aggarwal (1978), Padmanabhana and Vratb (1995), and Bhunia and Maiti (1999). In recent research, more and more studies have begun to consider the relationship between time and deteriorating rate. In this situation there are several scenarios: deteriorating rate is a linear increasing function of time (Mukhopadhyay et al. 2004), deteriorating rate is three-parameter Weibull distributed (Chakrabarty et al. 1998), and deteriorating rate is other function of time (Abad 2001). Under fuzzy environment, the readers are referred to Taleizadeh et al. (2010); Taleizadeha et al. (2013c) and their references.

In the area of inventory management, it is essential to consider the inventory problem for non-instantaneous deteriorating items because some of the items will start to decay only after a period of time such as vegetables, fruits, cereals and medicines. Also, commodities like fashion products, electronic accessories may lose their total value through time.

Raafat (1991) established a survey on continuously deteriorating inventory model. Wee (1993) derived inventory deteriorating model for production lot size with shortages. Chang et al. (2010) investigated optimal ordering policies for deteriorating items using a discounted cash-flow analysis when trade credit is linked to order quantity. Wu et al. (2006) investigated non-instantaneous deteriorating inventory model with stock-dependent demand. Further, Ouyang et al. (2006) developed model for non-instantaneous deteriorating items with permissible delay in payments. Yang and Wee (2002, 2003) have conducted research on the inventory policy for deteriorating item in the supply chain including a single vendor and multi-buyers. Yang and Wee (2002) developed a multi-lot-size production and inventory model for deteriorating items with constant production and demand rates. The studies on stochastic deteriorating items inventory in the supply chain at present are much less than the ones on the deterministic deteriorating items inventory. Du et al. (2007) studied the deteriorating item stock replenishment and shipment policy for vendor-managed inventory (VMI) system with the assumption that the demand process follows a typical Poisson process. Taleizadeha et al. (2015) addressed VMI model for a two-level supply chain in which demand is deterministic and price sensitive for deteriorating products.

The concept of permissible delay period in settling the payment is widespread in business. In the classical EOQ model, it was assumed that the retailer must settle the account after receiving the items immediately. But, this situation is not true in reality. Because, in practice for encouraging the retailer to buy more, the supplier will allow a fixed period of time for settling the account and will not charge any amount from the retailer. Thus, when the supplier offers the retailer a delay period in settling the

amount is known as trade credit period. This helps the retailer to reduce the on-hand inventory level and they can earn interest from the sales revenue.

Goyal (1985) was the first to develop an EOQ model with a constant demand under permissible delay in payment. Jamal et al. (1997) generalized the model to allow shortages. Further, Ho et al. (2008) investigated the model on optimal pricing under two-part trade credit. Fewings (1992), Chu et al. (1998) examined the economic ordering policy of deteriorating items under permissible delay in payments. Shinn and Hwang (2003) discussed optimal ordering policies under delay in payments. Ouyang et al. (2006) investigated inventory model for non-instantaneous deteriorating items with permissible delay in payments. Heydari (2015) developed the inventory model with delay in payments on coordinating replenishment decisions in a two-stage supply chain. Aljazzara et al. (2016) addressed inventory model for three-level supply chain with delay in payments.

Due to high inflation rate, the effects of inflation and time value of money are important in practical situations. The value of money falls down as rate of inflation increases which will eventually affect long-term investment and the inventory decisions. Also, inflation plays an important role in optimal ordering policies. Buzacott (1975) and Misra (1975) both developed EOQ models with constant demand and a single inflation rate for associated costs. Bose et al. (1995) provided inventory model under inflation and time discounting. Yang et al. (2001) discussed various inventory models with time-varying demand patterns under inflation. Hou and Lin (2006) investigated an EOQ model for deteriorating items price and stock-dependent selling rates under inflation and time value of money. Sarkar and Moon (2011) developed an EOQ model for an imperfect production process for time-varying demand with inflation and time value of money. Rameswari and Uthayakumar (2012) investigated economic order quantity for deteriorating items under time discounting with inflation. Palanivel and Uthayakumar (2013) addressed EOQ model on finite planning horizon for price and advertisement-dependent demand with backlogging under inflation. Taleizadeh and Nematollahi (2014) investigated an EOQ model for constant demand for deteriorating items with financial considerations.

When shortages occur, some of the customers are willing to wait and others could turn to buy from other retailers. The inventory model of deteriorating items with time-proportional backlogging rate has been developed by Chang and Dye (1999) and Dye et al. (2007) who studied shortages and partial backlogging in an inventory system. Min and Zhou (2009) derived a perishable inventory model under stock-dependent selling rate and partial backlogging with capacity constraint. Tripathy and Pradhan (2010)



developed an inventory model with partial backlogging with Weibull deterioration. Cheng et al. (2011) developed inventory model for deteriorating items with trapezoidal demand and partial backlogging. Ahamed et al. (2013) developed inventory model with ramp-type demand and partial backlogging. Readers are referred to Taleizadeh et al. (2013a, 2013b) and Taleizadeh (2014) for reviews of various inventory models.

Many researchers developed the inventory models under the assumption that the demand rate is either constant or time dependent but independent of price. But pricing is an important strategy to influence demand, studies on inventory models with price-dependent demand have received considerable attention nowadays. Mondal et al. (2009) developed an inventory model for defective items with variable production cost in which demand depends on selling price and advertisement cost. Chang (2013) revisited the economic lot size model for price-dependent demand under quantity and freight discounts. Shi et al. (2012) studied an EOQ inventory model in which demand is linearly dependent on the selling price, the holding cost is constant, and shortages are not allowed. Chakrabarty et al. (2015) developed production inventory model for defective items by considering inflation and time value of money by allowing shortages. Alfares and Ghaithan (2016) investigated the inventory and pricing model with price-dependent demand, time-varying holding cost, and quantity discounts. Heydari and Norouzinassab (2015) proposed a discount inventory model for pricing and ordering decisions in which demand is stochastic and price sensitive. Recently, Heydari and Norouzinassab (2016) proposed an inventory model for incentive policy to coordinate ordering, lead time, and pricing strategies in a two-echelon manufacturing supply chain. As shown in Table 1, previous studies did not consider all the key parameters simultaneously. Therefore, this paper incorporates all the key parameters apart from considering aspects such as complete and partial backlogging.

In this study, an attempt is made to develop a suitable inventory model for instantaneous deteriorating items with permissible delay in payment on finite planning horizon. We consider time- and price-dependent demand function jointly. Because, this form of demand function reflects a real

situation, i.e., the demand may increase when the price decreases, or it may vary through time. The model allows shortages and partial backlogging. The backlogging rate is variable and dependent on the waiting time for the next replenishment. As the special case, the model is compared with classical EOQ model. The main objective is to determine the optimal selling price, the optimal replenishment cycle time and the order quantity simultaneously under various circumstances. For any given selling price, we then show that the optimal solution exists and is unique by providing a simple algorithm to find the optimal selling price, ordering cycle and ordering quantity. Numerical examples are provided to illustrate the model. To study the effects of changes in parameters sensitivity analysis is conducted.

Problem description

Now, the problem is to determine N, s, t_1 and T so that $TP(N, s, t_1, T)$ can be maximized. To develop the mathematical model, the following assumptions are being made:

Assumptions

1. The replenishment rate is infinite.
2. The demand rate is decreasing linear function of selling price and decreases exponentially with time, $D(s, t) = (a - bs)e^{-\lambda t}$, where $a, b > 0, s < a/b$ and λ a constant governing the decreasing demand rate.
3. The lead time is negligible.
4. The inventory model deals with single item.
5. There is no replacement or repair of deteriorating items during the period under consideration.
6. Shortages are allowed. The unsatisfied demand is backlogged and the fraction of shortages backordered is $B(x) = e^{-\delta x}$ where $\delta > 0$ where x is the time of waiting for the next replenishment and $0 \leq B(x) \leq 1, B(0) = 1$. Note that if $B(x) = 1$ (or 0) for all x , then shortages are completely backlogged (or lost).
7. The retailer could settle the account at $t = M$ and pay for the interest charges on items in stock with rate I_c over the interval $[M, T]$ as $T \geq M$. Alternatively, the retailer settles the account at $t = M$ and is not required

Table 1 Major characteristics of inventory models on selected researches

Author/authors	Price-dependent demand	Trade credit	Deterioration	Inflation and time value of money	Shortages
Mondal et al. (2009)	✓	×	×	×	×
Cheng et al. (2011)	×	×	×	×	×
Chakrabarty et al. (1998, 2015)	×	×	×	✓	✓
Shi et al. (2012)	✓	×	×	×	✓
Balkhi and Benkherouf (1996a)	✓	×	×	×	×

to pay any interest charge for items in stock during the whole cycle as $T \leq M$.

8. The retailer can accumulate revenue and earn interest from the beginning of the inventory cycle until the end of the trade credit period offered by the supplier. That is the retailer can accumulate revenue and earn interest during the period from $t = 0$ to $t = M$ with rate I_e under trade credit conditions.

Notations

In addition, the following notations are used throughout the paper:

K	ordering cost per order
c	unit purchasing cost
s	unit selling price (with $s > c$) (decision variable)
c_2	shortage cost per unit per order
c_0	opportunity cost due to lost sales
I_e	interest earned per \$ per unit of time by the retailer
I_c	interest payable per \$ in stocks per unit of time by the supplier
r	discount rate to evaluate the time value of money
f	inflation rate
R	the net discount rate of inflation, $R = r - f$
H	length of planning horizon
N	number of replenishment during the planning horizon, $N = H/T$
$I(t)$	the level of inventory at time t , $0 \leq t \leq T$
I_m	the maximum inventory level for each replenishment cycle
I_b	the maximum amount of demand backlogged per cycle
M	the retailer's trade credit period offered by supplier in years
t_1	the time at which the inventory level falls to zero (decision variable)
T	inventory cycle length (decision variable)
Q	the retailer's order quantity
$TP(N, s, t_1, T)$	the retailer's total profit
*	optimal value

Inventory model with partial backlogging

Suppose that the planning horizon H is divided into N equal parts of length $T = H/N$; where N is an integer decision variable representing the number of

replenishments to be made during H and T is time between two consecutive replenishments. When the inventory is positive, demand rate is dependent on stock levels, whereas for negative inventory, the demand is completely backlogged. This model is depicted in Fig. 1. The first replenishment lot size of I_m is replenished at $T_0 = 0$. During the interval $[0, t_1]$, the inventory level decreases due to combined effects of deterioration and demand and the inventory level drops to zero during the time interval $[0, t_1]$. During the interval $[t_1, T]$, shortages occur which are partially backlogged. $I_1(t)$ denotes the inventory level at time t ($0 < t \leq t_1$) and $I_2(t)$ is the inventory level at time t ($t_1 < t \leq T$). The inventory level is depicted in Fig. 1.

Hence, the rate of change of inventory at any time t can be represented by the following differential equations:

$$\frac{dI_1(t)}{dt} + \theta I_1(t) = -D(s, t) \quad 0 \leq t \leq t_1, \quad (1)$$

$$\frac{dI_2(t)}{dt} = -D(s, t)B(t) \quad t_1 \leq t \leq T, \quad (2)$$

with boundary condition $I_1(0) = I_m$, $I_2(t_1) = 0$.

The solutions of the above differential equations after applying the boundary conditions are given by

$$I_1(t) = \frac{(a - bs)}{\lambda - \theta} e^{-\lambda t} [1 - e^{-(\lambda - \theta)(t - t_1)}], \quad (3)$$

$$\text{and } I_2(t) = \frac{(a - bs)}{\lambda - \delta} e^{-\delta T} [e^{-(\lambda - \delta)t} - e^{-(\lambda - \delta)t_1}]. \quad (4)$$

The maximum inventory level and the maximum amount of demand backlogged during the first replenishment cycle are, respectively, given by

$$I_m = I_1(0) = \frac{(a - bs)}{\lambda - \theta} [1 - e^{-(\lambda - \theta)t_1}], \quad (5)$$

$$I_b = -I_2(T) = \frac{(a - bs)}{\lambda - \delta} e^{-\delta T} [e^{-(\lambda - \delta)t_1} - e^{-(\lambda - \delta)T}]. \quad (6)$$

There are N cycles during the planning horizon and since, the ending inventory is zero, there are $N + 1$

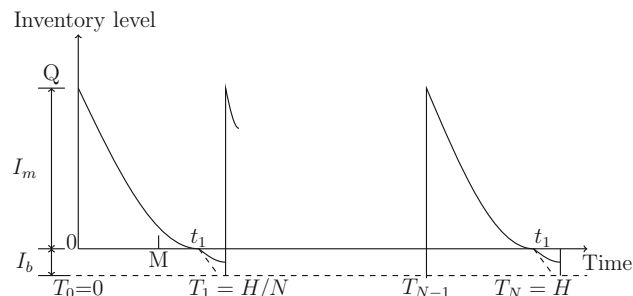


Fig. 1 The inventory representation of the model

replenishments in the entire planning horizon H . Thus, the order quantity is given by

$$Q = I_m + I_b = \frac{(a - bs)}{\lambda - \theta} [1 - e^{-(\lambda - \theta)t_1}] + \frac{(a - bs)}{\lambda - \delta} e^{-\delta T} [e^{-(\lambda - \delta)t_1} - e^{-(\lambda - \delta)T}]. \tag{7}$$

The total annual profit consists of the following:

The replenishment in each cycle is done at the beginning of each cycle, then the ordering cost is,

$$\text{Ordering cost} = K.$$

The purchase cost for the first replenishment cycle is,

$$\text{Purchase cost} = cQ = c(a - bs) \left[\frac{1}{\lambda - \theta} (1 - e^{-(\lambda - \theta)t_1}) + \frac{1}{\lambda - \delta} e^{-\delta T} (e^{-(\lambda - \delta)t_1} - e^{-(\lambda - \delta)T}) \right].$$

Inventory depletes when $t = t_1$, the holding cost for the first replenishment cycle is,

$$\text{Holding cost} = h \int_0^{t_1} I_1(t) e^{-Rt} dt = \frac{h(a - bs)}{\lambda - \theta} \left[\frac{1}{\lambda + R} (1 - e^{-(\lambda + R)t_1}) + \frac{1}{R + \theta} (e^{-(\lambda + R)t_1} - e^{-(\lambda - \theta)t_1}) \right], \quad \lambda - \theta \neq 0.$$

The sales revenue for the first replenishment cycle is,

$$\text{Sales revenue} = s \int_0^{t_1} D(s, t) e^{-Rt} dt + se^{-RT} \times \int_{t_1}^T D(s, t) B(t) dt = s(a - bs) \left[\frac{1}{\lambda + R} (1 - e^{-(\lambda + R)t_1}) + \frac{1}{\lambda - \delta} e^{-(\delta + R)T} (e^{-(\lambda - \delta)t_1} - e^{-(\lambda - \delta)T}) \right], \quad \lambda - \delta \neq 0.$$

Since shortages are partially backlogged, the shortage cost during the interval $[t_1, T]$ for the first replenishment cycle is,

$$\text{Shortage cost} = c_2 \int_{t_1}^T -I_2(t) e^{-Rt} dt = \frac{c_2(a - bs)}{\lambda - \delta} e^{-\delta T} \left[\frac{1}{R} (e^{-(\lambda - \delta)t_1 - Rt_1} - e^{-(\lambda - \delta)t_1 - RT}) + \frac{1}{\delta - \lambda - R} (e^{(\delta - \lambda - R)t_1} - e^{(\delta - \lambda - R)T}) \right].$$

The opportunity cost due to lost sales during the interval $[t_1, T]$ for the first replenishment cycle is,

Opportunity cost due to lost sales

$$= c_0 \int_{t_1}^T D(s, t) [1 - e^{-\delta(T-t)}] e^{-Rt} dt = c_0(a - bs) \left[\frac{1}{\lambda + R} (e^{-(\lambda + R)t_1} - e^{-(\lambda + R)T}) + \frac{1}{\delta - \lambda - R} (e^{-\delta T + (\delta - \lambda - R)t_1} - e^{-(\lambda + R)T}) \right].$$

Interest payable and earned:

When the end point of credit period is shorter than or equal to the length of period with positive inventory stock of the item ($M \leq t_1$), payment for goods is settled and the retailer starts paying the capital opportunity cost for the items in stock with rate I_c . There are many different ways to tackle the interest earned. Here we assume that during the time when the account is not settled, the retailer sells the goods and continues to accumulate sales revenue and earns the interest with rate I_e . Therefore, interest earned and payable per cycle for different cases is given below.

Case (i) $M \leq t_1$

$$\text{Interest payable IP}_1 = cI_c \int_M^{t_1} I_1(t) e^{-Rt} dt = \frac{cI_c(a - bs)}{\lambda - \theta} \left[\frac{1}{\lambda + R} (e^{-(\lambda + R)M} - e^{-(\lambda + R)t_1}) + \frac{1}{R + \theta} (e^{-(\lambda + R)t_1} - e^{-(\lambda - \theta)t_1 - (R + \theta)M}) \right].$$

$$\text{Interest earned IE}_1 = sI_e \int_0^M D(s, t) t e^{-Rt} dt = sI_e(a - bs) \left[\frac{1}{(\lambda + R)^2} (1 - e^{-(\lambda + R)M}) - \frac{Me^{-(\lambda + R)M}}{\lambda + R} \right].$$

Case (ii) $t_1 \leq M$

Interest payable $\text{IP}_2 = 0$.

$$\text{Interest earned IE}_2 = sI_e \int_0^{t_1} D(s, t) t e^{-Rt} dt + sI_e(M - t_1) e^{-Rt_1} \times \int_0^{t_1} D(s, t) dt = sI_e(a - bs) \left[\frac{1}{(\lambda + R)^2} (1 - e^{-(\lambda + R)t_1}) - \frac{t_1}{\lambda + R} e^{-(\lambda + R)t_1} + \frac{(M - t_1)}{\lambda} e^{-Rt_1} (1 - e^{-\lambda t_1}) \right].$$

Conjunct with the relevant costs mentioned above, the net present value of the total profit of the model over the time horizon H leads to

$$\text{Max} : \text{TP}(N, s, t_1, T) = \begin{cases} \text{TP}_1(N, s, t_1, T), & 0 < M \leq t_1 \\ \text{TP}_2(N, s, t_1, T), & t_1 < M \leq T \end{cases} \quad (8)$$

where

When $t_1 = M$, then $\text{TP}_1(N, s, t_1, T) = \text{TP}_2(N, s, t_1, T)$. Hence, $\text{TP}(N, s, t_1, T)$ is well defined and continuous at $t_1 = M$. Utilizing the value of $T = H/N$ in Eqs. (9) and (10), we get

$$\begin{aligned} \text{TP}_1(N, s, t_1, T) = & (a - bs) \left\{ s \left[\frac{(1 - e^{-(\lambda+R)t_1})}{\lambda + R} + \frac{e^{-(\delta+R)T}}{\lambda - \delta} (e^{-(\lambda-\delta)t_1} - e^{-(\lambda-\delta)T}) \right] \right. \\ & - \frac{K}{(a - bs)} - c \left[\frac{(1 - e^{-(\lambda-\theta)t_1})}{\lambda - \theta} + \frac{e^{-\delta T}}{\lambda - \delta} (e^{-(\lambda-\delta)t_1} - e^{-(\lambda-\delta)T}) \right] \\ & - \frac{h}{\lambda - \theta} \left[\frac{(1 - e^{-(\lambda+R)t_1})}{\lambda + R} + \frac{(e^{-(\lambda+R)t_1} - e^{-(\lambda-\theta)t_1})}{R + \theta} \right] - \frac{c_2 e^{-\delta T}}{\lambda - \delta} \\ & \times \left[\frac{(e^{-(\lambda-\delta)t_1 - Rt_1} - e^{-(\lambda-\delta)t_1 - RT})}{R} + \frac{(e^{(\delta-\lambda-R)t_1} - e^{(\delta-\lambda-R)T})}{\delta - \lambda - R} \right] \\ & - c_0 \left[\frac{(e^{-(\lambda+R)t_1} - e^{-(\lambda+R)T})}{\lambda + R} + \frac{(e^{-\delta T + (\delta-\lambda-R)t_1} - e^{-(\lambda+R)T})}{\delta - \lambda - R} \right] \\ & - \frac{cI_c}{\lambda - \theta} \left[\frac{(e^{-(\lambda+R)M} - e^{-(\lambda+R)t_1})}{\lambda + R} + \frac{(e^{-(\lambda+R)t_1} - e^{-(\lambda-\theta)t_1 - (R+\theta)M})}{R + \theta} \right] \\ & \left. + sI_e \left[\frac{(1 - e^{-(\lambda+R)M})}{(\lambda + R)^2} - \frac{Me^{-(\lambda+R)M}}{\lambda + R} \right] \right\} \left\{ \frac{1 - e^{-RH}}{1 - e^{-RT}} \right\}, \end{aligned} \quad (9)$$

$$\begin{aligned} \text{TP}_2(N, s, t_1, T) = & (a - bs) \left\{ s \left[\frac{(1 - e^{-(\lambda+R)t_1})}{\lambda + R} + \frac{e^{-(\delta+R)T}}{\lambda - \delta} (e^{-(\lambda-\delta)t_1} - e^{-(\lambda-\delta)T}) \right] \right. \\ & - \frac{K}{(a - bs)} - c \left[\frac{(1 - e^{-(\lambda-\theta)t_1})}{\lambda - \theta} + \frac{e^{-\delta T}}{\lambda - \delta} (e^{-(\lambda-\delta)t_1} - e^{-(\lambda-\delta)T}) \right] \\ & - \frac{h}{\lambda - \theta} \left[\frac{(1 - e^{-(\lambda+R)t_1})}{\lambda + R} + \frac{(e^{-(\lambda+R)t_1} - e^{-(\lambda-\theta)t_1})}{R + \theta} \right] - \frac{c_2 e^{-\delta T}}{\lambda - \delta} \\ & \times \left[\frac{(e^{-(\lambda-\delta)t_1 - Rt_1} - e^{-(\lambda-\delta)t_1 - RT})}{R} + \frac{(e^{(\delta-\lambda-R)t_1} - e^{(\delta-\lambda-R)T})}{\delta - \lambda - R} \right] \\ & - c_0 \left[\frac{(e^{-(\lambda+R)t_1} - e^{-(\lambda+R)T})}{\lambda + R} + \frac{(e^{-\delta T + (\delta-\lambda-R)t_1} - e^{-(\lambda+R)T})}{\delta - \lambda - R} \right] \\ & \left. + sI_e \left[\frac{(1 - e^{-(\lambda+R)t_1})}{(\lambda + R)^2} - \frac{t_1 e^{-(\lambda+R)t_1}}{\lambda + R} + \frac{(M - t_1)}{\lambda} e^{-Rt_1} (1 - e^{-\lambda t_1}) \right] \right\} \\ & \times \left\{ \frac{1 - e^{-RH}}{1 - e^{-RT}} \right\}. \end{aligned} \quad (10)$$

$$\begin{aligned}
 TP_1(N, s, t_1) = & (a - bs) \left\{ s \left[\frac{(1 - e^{-(\lambda+R)t_1})}{\lambda + R} + \frac{e^{-(\delta+R)H/N}}{\lambda - \delta} (e^{-(\lambda-\delta)t_1} - e^{-(\lambda-\delta)H/N}) \right] \right. \\
 & - \frac{K}{(a - bs)} - c \left[\frac{(1 - e^{-(\lambda-\theta)t_1})}{\lambda - \theta} + \frac{e^{-\delta H/N}}{\lambda - \delta} (e^{-(\lambda-\delta)t_1} - e^{-(\lambda-\delta)H/N}) \right] \\
 & - \frac{h}{\lambda - \theta} \left[\frac{(1 - e^{-(\lambda+R)t_1})}{\lambda + R} + \frac{(e^{-(\lambda+R)t_1} - e^{-(\lambda-\theta)t_1})}{R + \theta} \right] - \frac{c_2 e^{-\delta H/N}}{\lambda - \delta} \\
 & \times \left[\frac{(e^{-(\lambda-\delta)t_1 - Rt_1} - e^{-(\lambda-\delta)t_1 - RH/N})}{R} + \frac{(e^{(\delta-\lambda-R)t_1} - e^{(\delta-\lambda-R)H/N})}{\delta - \lambda - R} \right] \\
 & - c_0 \left[\frac{(e^{-(\lambda+R)t_1} - e^{-(\lambda+R)H/N})}{\lambda + R} + \frac{(e^{-\delta H/N + (\delta-\lambda-R)t_1} - e^{-(\lambda+R)H/N})}{\delta - \lambda - R} \right] \\
 & - \frac{cI_c}{\lambda - \theta} \left[\frac{(e^{-(\lambda+R)M} - e^{-(\lambda+R)t_1})}{\lambda + R} + \frac{(e^{-(\lambda+R)t_1} - e^{-(\lambda-\theta)t_1 - (R+\theta)M})}{R + \theta} \right] \\
 & \left. + sI_e \left[\frac{(1 - e^{-(\lambda+R)M})}{(\lambda + R)^2} - \frac{Me^{-(\lambda+R)M}}{\lambda + R} \right] \right\} \left\{ \frac{1 - e^{-RH}}{1 - e^{-RH/N}} \right\},
 \end{aligned} \tag{11}$$

$$\begin{aligned}
 TP_2(N, s, t_1) = & (a - bs) \left\{ s \left[\frac{(1 - e^{-(\lambda+R)t_1})}{\lambda + R} + \frac{e^{-(\delta+R)H/N}}{\lambda - \delta} (e^{-(\lambda-\delta)t_1} - e^{-(\lambda-\delta)H/N}) \right] \right. \\
 & - \frac{K}{(a - bs)} - c \left[\frac{(1 - e^{-(\lambda-\theta)t_1})}{\lambda - \theta} + \frac{e^{-\delta H/N}}{\lambda - \delta} (e^{-(\lambda-\delta)t_1} - e^{-(\lambda-\delta)H/N}) \right] \\
 & - \frac{h}{\lambda - \theta} \left[\frac{(1 - e^{-(\lambda+R)t_1})}{\lambda + R} + \frac{(e^{-(\lambda+R)t_1} - e^{-(\lambda-\theta)t_1})}{R + \theta} \right] - \frac{c_2 e^{-\delta H/N}}{\lambda - \delta} \\
 & \times \left[\frac{(e^{-(\lambda-\delta)t_1 - Rt_1} - e^{-(\lambda-\delta)t_1 - RH/N})}{R} + \frac{(e^{(\delta-\lambda-R)t_1} - e^{(\delta-\lambda-R)H/N})}{\delta - \lambda - R} \right] \\
 & - c_0 \left[\frac{(e^{-(\lambda+R)t_1} - e^{-(\lambda+R)H/N})}{\lambda + R} + \frac{(e^{-\delta H/N + (\delta-\lambda-R)t_1} - e^{-(\lambda+R)H/N})}{\delta - \lambda - R} \right] \\
 & \left. + sI_e \left[\frac{(1 - e^{-(\lambda+R)t_1})}{(\lambda + R)^2} - \frac{t_1 e^{-(\lambda+R)t_1}}{\lambda + R} + \frac{(M - t_1)}{\lambda} e^{-Rt_1} (1 - e^{-\lambda t_1}) \right] \right\} \\
 & \times \left\{ \frac{1 - e^{-RH}}{1 - e^{-RH/N}} \right\}.
 \end{aligned} \tag{12}$$

Solution procedure

To determine the optimal replenishment policies that correspond to maximizing the total profit, we first prove that for any given s , the optimal solution of t_1 not only exists but also is unique for a given N .

Case (i) $M \leq t_1$

The present value of total profit $TP_1(N, s, t_1)$ is a function of the continuous variables s, t_1 and a discrete variable N . So, for any given value of s , the necessary condition for Eq. (11) to be maximized is $\partial TP_1(s, t_1 | N) / \partial t_1 = 0$ for given N , which gives

$$\begin{aligned} \frac{\partial TP_1(t_1|(s, N))}{\partial t_1} = & (a - bs) \left\{ s[e^{-(\lambda+R)t_1} - e^{-(\delta+R)H/N}e^{-(\lambda-\delta)t_1}] - c[e^{-(\lambda-\theta)t_1} - e^{-(\lambda-\delta)t_1}e^{-\delta H/N}] \right. \\ & - \frac{h}{\lambda - \theta} \left[e^{-(\lambda+R)t_1} + \frac{(\lambda - \theta)e^{-(\lambda-\theta)t_1} - (\lambda + R)e^{-(\lambda+R)t_1}}{R + \theta} \right] - \frac{c_2 e^{-\delta H/N}}{\lambda - \delta} \left[e^{(\delta-\lambda-R)t_1} \right. \\ & \left. + \frac{(\delta - \lambda - R)e^{(\delta-\lambda-R)t_1} + (\lambda - \delta)e^{-(\lambda-\delta)t_1 - RH/N}}{R} \right] - c_0[e^{(\delta-\lambda-R)t_1 - \delta H/N} - e^{-(\lambda+R)t_1}] \\ & \left. - \frac{cI_c}{\lambda - \theta} \left[e^{-(\lambda+R)t_1} + \frac{(\lambda - \theta)e^{-(\lambda-\theta)t_1 - (R+\theta)M} - (\lambda + R)e^{-(\lambda+R)t_1}}{R + \theta} \right] \right\} = 0. \end{aligned} \tag{13}$$

Theorem 1 For any given s and N , we have

- (i) Equation (13) has a unique solution.
- (ii) The solution in (i) satisfies the second-order conditions for the maximum.

Proof Taking second-derivative of Eq. (13) with respect to t_1 and after some algebraic manipulation, we get

the maximum. Hence, for any given s and N , the solution t_1 which maximizes (11) not only exists but is also unique. \square

Next, we examine the condition for which the optimal selling price exists and is also unique. Now, for any t_1, N the first-order necessary condition for (11) to be maximized is $\partial TP_1(s, t_1)/\partial s = 0$, i.e.,

$$\begin{aligned} \frac{\partial^2 TP_1(t_1|(s, N))}{\partial t_1^2} = & -(a - bs) \left\{ (R + \theta) \left(c + \frac{h + cI_c}{R + \theta} \right) e^{-(\lambda-\theta)t_1} + (R + \delta)(se^{-(R+\delta)H/N} \right. \\ & - ce^{-\delta H/N} + (c_2/R)e^{-RH/N})e^{-(\lambda-\delta)t_1} + (h + cI_c)e^{-(\lambda-\theta)t_1 - (R+\theta)M} \\ & \left. + \delta e^{-\delta H/N}(c_0 - (c_2/R))e^{(\delta-\lambda-R)t_1} \right\} \leq 0. \end{aligned} \tag{14}$$

Hence, our proposition is that Eq. (13) has a unique solution and this satisfies the second-order condition for

$$\begin{aligned} \frac{\partial TP_1(s, t_1|N)}{\partial s} = & (a - 2bs) \left[\frac{(1 - e^{-(\lambda+R)t_1})}{\lambda + R} + \frac{e^{-(\delta+R)H/N}}{\lambda - \delta} (e^{-(\lambda-\delta)t_1} - e^{-(\lambda-\delta)H/N}) + I_e \left(\frac{(1 - e^{-(\lambda+R)M})}{(\lambda + R)^2} - \frac{Me^{-(\lambda+R)M}}{\lambda + R} \right) \right] \\ & + bc \left[\frac{(1 - e^{-(\lambda-\theta)t_1})}{\lambda - \theta} + \frac{e^{-\delta H/N}}{\lambda - \delta} \times (e^{-(\lambda-\delta)t_1} - e^{-(\lambda-\delta)H/N}) \right] + \frac{bh}{\lambda - \theta} \left[\frac{(1 - e^{-(\lambda+R)t_1})}{\lambda + R} + \frac{(e^{-(\lambda+R)t_1} - e^{-(\lambda-\theta)t_1})}{R + \theta} \right] \\ & + \frac{bc_2 e^{-\delta H/N}}{\lambda - \delta} \left[\frac{(e^{-(\lambda-\delta)t_1 - Rt_1} - e^{-(\lambda-\delta)t_1 - RH/N})}{R} + \frac{(e^{(\delta-\lambda-R)t_1} - e^{(\delta-\lambda-R)H/N})}{\delta - \lambda - R} \right] \\ & + bc_0 \left[\frac{(e^{-(\lambda+R)t_1} - e^{-(\lambda+R)H/N})}{\lambda + R} + \frac{(e^{-\delta H/N + (\delta-\lambda-R)t_1} - e^{-(\lambda+R)H/N})}{\delta - \lambda - R} \right] \\ & + \frac{bcI_c}{\lambda - \theta} \left[\frac{(e^{-(\lambda+R)M} - e^{-(\lambda+R)t_1})}{\lambda + R} + \frac{(e^{-(\lambda+R)t_1} - e^{-(\lambda-\theta)t_1 - (R+\theta)M})}{R + \theta} \right] = 0. \end{aligned} \tag{15}$$

It is clear from Eq. (15) has a solution if $(a - 2bs) < 0$.

Theorem 2 For any given t_1 and N , we have

- (i) Equation (15) has a unique solution.
- (ii) The solution in (i) satisfies the second-order condition for the maximum.

Proof Further, the second-order derivative of Eq. (15) with respect to s is

$$\frac{\partial^2 TP_1(s, t_1|N)}{\partial s^2} = -2b \left\{ \frac{e^{(\lambda+R)t_1} - 1}{(\lambda + R)e^{(\lambda+R)t_1}} + \frac{e^{-(\delta+R)H/N}}{\lambda - \delta} \left(\frac{e^{(\lambda-\delta)H/N} - e^{(\lambda-\delta)t_1}}{e^{(\lambda-\delta)t_1+H/N}} \right) + I_e \left(\frac{e^{(\lambda+R)M} - 1 - M(\lambda + R)}{(\lambda + R)^2 e^{(\lambda+R)M}} \right) \right\} \leq 0. \tag{16}$$

Thus, we have established that there exists a unique value s which maximizes Eq. (11). This completes the proof. \square

$$\begin{aligned} \frac{\partial TP_2(t_1|(s, N))}{\partial t_1} &= (a - bs) \left\{ s[e^{-(\lambda+R)t_1} - e^{(\delta+R)H/N} e^{(\lambda-\delta)t_1}] \right. \\ &\quad - c[e^{(\lambda-\theta)t_1} - e^{-(\lambda-\delta)t_1} e^{-\delta H/N}] \\ &\quad - \frac{h}{\lambda - \theta} \left[e^{-(\lambda+R)t_1} + \frac{(\lambda - \theta)e^{-(\lambda-\theta)t_1} - (\lambda + R)e^{-(\lambda+R)t_1}}{R + \theta} \right] \\ &\quad - \frac{c_2 e^{-\delta H/N}}{\lambda - \delta} \left[e^{(\delta-\lambda-R)t_1} + \frac{(\delta - \lambda - R)e^{(\delta-\lambda-R)t_1} + (\lambda - \delta)e^{-(\lambda-\delta)t_1 - RH/N}}{R} \right] \\ &\quad - c_0[e^{(\delta-\lambda-R)t_1 - \delta H/N} - e^{-(\lambda+R)t_1}] \\ &\quad \left. + sI_e \left[t_1 e^{-(\lambda+R)t_1} + \frac{e^{-Rt_1}}{R} \left(\frac{(M - t_1)e^{-\lambda t_1}}{\lambda} - (1 - e^{-\lambda t_1})(1 + R(M - t_1)) \right) \right] \right\} = 0. \end{aligned} \tag{17}$$

From the above discussions, $TP_1(N, s, t_1^*)$ is a concave function of s for a given (t_1^*, T^*) . Thus, there exists a

$$\begin{aligned} \frac{\partial TP_2(s, t_1|N)}{\partial s} &= (a - 2bs) \left[\frac{(1 - e^{-(\lambda+R)t_1})}{\lambda + R} + \frac{e^{-(\delta+R)H/N}}{\lambda - \delta} (e^{-(\lambda-\delta)t_1} - e^{-(\lambda-\delta)H/N}) \right. \\ &\quad \left. + I_e \left(\frac{(1 - e^{-(\lambda+R)t_1})}{(\lambda + R)^2} - \frac{t_1 e^{-(\lambda+R)t_1}}{\lambda + R} \right) \right] + bc \left[\frac{(1 - e^{-(\lambda-\theta)t_1})}{\lambda - \theta} + \frac{e^{-\delta H/N}}{\lambda - \delta} \right. \\ &\quad \left. \times (e^{-(\lambda-\delta)t_1} - e^{-(\lambda-\delta)H/N}) \right] + \frac{bh}{\lambda - \theta} \left[\frac{(1 - e^{-(\lambda+R)t_1})}{\lambda + R} + \frac{(e^{-(\lambda+R)t_1} - e^{-(\lambda-\theta)t_1})}{R + \theta} \right] \\ &\quad + \frac{bc_2 e^{-\delta H/N}}{\lambda - \delta} \left[\frac{(e^{-(\lambda-\delta)t_1 - Rt_1} - e^{-(\lambda-\delta)t_1 - RH/N})}{R} + \frac{(e^{(\delta-\lambda-R)t_1} - e^{(\delta-\lambda-R)H/N})}{\delta - \lambda - R} \right] \\ &\quad + bc_0 \left[\frac{(e^{-(\lambda+R)t_1} - e^{-(\lambda+R)H/N})}{\lambda + R} + \frac{(e^{-\delta H/N + (\delta-\lambda-R)t_1} - e^{-(\lambda+R)H/N})}{\delta - \lambda - R} \right] = 0. \end{aligned} \tag{18}$$

unique s^* which satisfies Eq. (15) and s^* can be obtained by solving Eq. (15).

Case (ii) $t_1 \leq M$

The present value of total profit $TP_2(N, s, t_1)$ is a function of the continuous variables s, t_1 and a discrete variable N . So, for any given value of s , the necessary condition for Eq. (12) to be maximized is $\partial TP_2(s, t_1|N)/\partial t_1 = 0$ for given N , which gives

Theorem 3 For any given s and N , we have

- (i) Equation (17) has a unique solution.
- (ii) The solution in (i) satisfies the second-order conditions for the maximum.

Proof The argumentation is similar to Theorem 1. \square

Next, we examine the condition for which the optimal selling price exists and is also unique. Now, for any t_1, N the first-order necessary condition for (12) to be maximized is $\partial TP_2(s, t_1)/\partial s = 0$, i.e.,

It is clear from Eq. (18) has a solution if $(a - 2bs) < 0$.

Theorem 4 For any given t_1 and N , we have

- (i) Equation (18) has a unique solution.
- (ii) The solution in (i) satisfies the second-order condition for the maximum.

Proof Further, the second-order derivative of Eq. (18) with respect to s is

$$\frac{\partial^2 TP_1(s, t_1 | N)}{\partial s^2} = -2b \left\{ \frac{e^{(\lambda+R)t_1} - 1}{(\lambda+R)e^{(\lambda+R)t_1}} + \frac{e^{-(\delta+R)H/N}}{\lambda - \delta} \left(\frac{e^{(\lambda-\delta)H/N} - e^{(\lambda-\delta)t_1}}{e^{(\lambda-\delta)t_1+H/N}} \right) + I_c \left(\frac{e^{(\lambda+R)t_1} - 1 - t_1(\lambda+R)}{(\lambda+R)^2 e^{(\lambda+R)t_1}} \right) \right\} \leq 0. \quad (19)$$

Thus, we have established that there exists a unique value s which maximizes Eq. (12). This completes the proof. \square

From the above discussions, $TP_2(N, s, t_1^*)$ is a concave function of s for a given (t_1^*, T^*) . Thus, there exists a unique s^* which satisfies Eq. (18) and s^* can be obtained by solving Eq. (18).

From the above discussions, the underlying algorithm can be used to derive the optimal replenishment policies.

Algorithm

Phase 1

- Step 1: Let $N = 1, N \geq 1$.
- Step 2: Start with $j=0$ and the initial trial value of $s_j = s_1$ which is a solution of $a - 2bs=0$.
- Step 3: By using Eq.(13), find the value t_1 for a given s_j .
- Step 4: $N = N + 1$ Use the result in Step 2, and then determine the value of s_{j+1} by Eq.(15).
- Step 5: If the difference between s_j, s_{j+1} is sufficiently small, set $s^* = s_{j+1}$, then (s^*, t_1^*, T^*) is the optimal solution, stop and go to Phase 2. Otherwise, set $j = j + 1$ and go to Step 2.

Phase 2

- Step 1: Compare the values of M and t_1 .
- Step 2: If $M \leq t_1$, then t_1 is feasible solution, then go to Step 4.
- Step 3: If $M > t_1$, then t_1 is not feasible solution. Then set $t_1^* = M$ then find the corresponding total profit and go to Step 4.
- Step 4: Compute the corresponding optimal total profit $TP(s^*, t_1^*, T^*)$ and Q^* .

Theorem 5 The algorithm is convergent.

Proof In step 2, we calculate the objective function $TP_1(s_0, t_1^0, T^0)$ using the initial values of t_1^0, T^0, s_0 and $TP_1(s_0, t_1^0, T^0) = c^0$. In step 4, we fix s_0 and obtain t_1 . Hence, we have the new objective function is $TP_1(s_0, t_1^1, T^1) = c^1$. In Theorem 1, we established that

$TP_1(s_0, t_1^1, T^1)$ is concave and attains its optimum solution. Hence, $TP_1(s_0, t_1^1, T^1) \geq TP_1(s_0, t_1^0, T^0)$. If $TP_1(s_0, t_1^1, T^1) = TP_1(s_0, t_1^0, T^0)$, then the algorithm is convergent. Otherwise $TP_1(s_0, t_1^1, T^1) > TP_1(s_0, t_1^0, T^0) \rightarrow c^1 > c^0$. If we fix t_1^1 and find s_1 using Eq. (15), then the new objective function is $TP_1(s_1, t_1^1, T^1) = c^2$. In Theorem 2, we established that $TP_1(s_1, t_1^1, T^1)$ is concave and attains its optimum solution at s_1 . Hence, $TP_1(s_1, t_1^1, T^1) \geq TP_1(s_0, t_1^1, T^1)$. If $TP_1(s_1, t_1^1, T^1) = TP_1(s_0, t_1^1, T^1)$, then the algorithm is convergent. Otherwise, we have $TP_1(s_1, t_1^1, T^1) > TP_1(s_0, t_1^1, T^1) \rightarrow c^2 > c^1$. Therefore, using this iterative procedure, we get $c^n > c^{n-1} > c^{n-2} > \dots > c^1 > c^0$ which is a convergent sequence which has an upper bound and hence the algorithm is convergent. This completes the proof. \square

Numerical examples

To illustrate the solution procedure and the results, let us apply the proposed algorithm to solve the following numerical examples by applying the software SCILAB 5.5.0. These examples are based on the following parameters.

Example 1 $K = 10, R = 0.12, H = 5, h = 0.4, \theta = 0.2, c = 0.3, M = 30/360, \delta = 0.08, c_2 = 0.5, c_0 = 0.6, I_c = 0.18, I_e = 0.16, \lambda = 0.75, a = 300$ and $b = 120$ in appropriate units.

Using the algorithm, the Computational results are shown in Table 2 and the optimal total profit is shown graphically in Fig. 2a. From this Table 2, the number of replenishments $N^* = 12$, the present worth of the total profit is maximized. Hence, $s^* = 1.43, t_1^* = 0.2522, T^* = 0.4167, TP^* = 348.48$ and $Q^* = 46.50$.

Table 2 Optimal solution of Example 1

N^*	s^*	t_1^*	T^*	TP*	Q^*
11	1.43	0.2743	0.4545	347.52	49.97
12	1.43	0.2522	0.4167	348.48	46.50
13	1.43	0.2335	0.3846	348.29	43.48

Example 2 $K = 50, R = 0.12, H = 7, h = 0.4, \theta = 0.2, c = 0.3, M = 30/360, \delta = 0.08, c_2 = 0.5, c_0 = 0.6, I_c = 0.18, I_e = 0.16, \lambda = 0.75, a = 500$ and $b = 150$ in appropriate units.

Using the algorithm, the computational results are shown in Table 3 and the optimal total profit is shown graphically in Fig. 2b. From this Table 3, the number of replenishments $N^* = 11$, the present worth of the total profit is maximized. Hence, $s^* = 1.87, t_1^* = 0.3937, T^* = 0.6364, TP^* = 824.99$ and $Q^* = 113.89$.

Example 3 $K = 50, R = 0.16, H = 7, h = 0.8, \theta = 0.6, c = 0.7, M = 60/360, \delta = 0.28, c_2 = 0.9, c_0 = 0.8, I_c = 0.18, I_e = 0.16, \lambda = 0.75, a = 500$ and $b = 150$ in appropriate units.

Using the algorithm, the Computational results are shown in Table 4 and the optimal total profit is shown graphically in Fig. 2c. From this Table 4, the number of replenishments $N^* = 11$, the present worth of the total profit is maximized. Hence, $s^* = 2.14, t_1^* = 0.3415, T^* = 0.6364, TP^* = 359.06$ and $Q^* = 95$.

Comparative study with special cases

Table 5 portrays a comparative study of the model with a special case of Examples 1 and 2. In case of complete backlogging, the profit is higher as compared to the proposed model.

Table 3 Optimal solution of Example 2

N^*	s^*	t_1^*	T^*	TP*	Q^*
10	1.87	0.4313	0.7	824.26	122.42
11	1.87	0.3937	0.6364	824.99	113.89
12	1.87	0.3621	0.5833	821.01	106.45

Table 4 Optimal solution of Example 3

N^*	s^*	t_1^*	T^*	TP*	Q^*
10	2.14	0.3716	0.7	357.78	101.52
11	2.14	0.3415	0.6364	359.06	95
12	2.14	0.3159	0.5833	356.26	89.19

Sensitivity analysis and managerial insights

In this section, we extend some managerial implications based on the sensitivity analysis of various key parameters of the numerical Example 2. We investigate the effects of changes in the value of the parameters on optimal values of t_1^*, T^*, TP^* and Q^* . The sensitivity analysis is performed by changing each parameter value, taking one parameter at a time and the remaining values of the parameters are unchanged with the following data with suitable units. The results are summarized in Table 6 and the optimality is shown graphically in Fig. 3a–o if shortages are partially backlogged.

The following inferences can be made from the results of Table 6.

1. When the value of the parameter a and c increases, the optimal selling price s^* will increase if shortages are partially and completely backlogged.

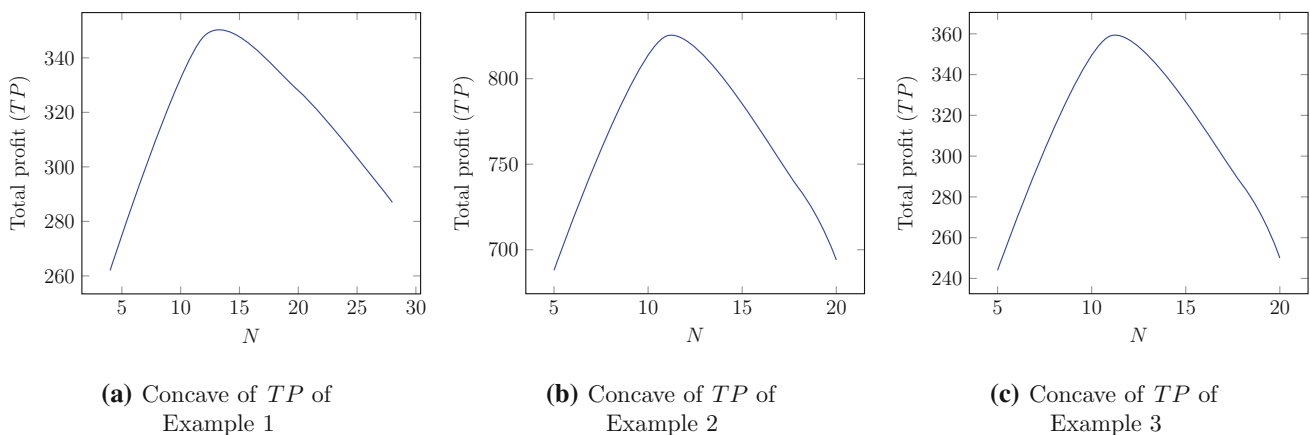


Fig. 2 Total profit vs. N

2. When the value of the parameter b increases, the optimal selling price s^* will decrease if shortages are partially and completely backlogged.
3. Except the value of the parameters a, b and c , the optimal selling price s^* will remain unchanged if shortages are partially and completely backlogged.
4. When the value of the parameters a, h, θ, I_c and λ increases, the optimal length of time in which there is no inventory shortage t_1^* will decrease, it increases as the value of the parameters $b, K, R, H, c, M, c_2, c_0, I_e$ and δ increases if shortages are partially backlogged.
5. When the value of the parameters a, h, θ, I_c and λ increase, the optimal length of time in which there is no inventory shortage t_1^* will decrease, it increases as the value of the parameters $b, K, R, H, c, M, c_2, c_0, I_e$ and δ increases if shortages are completely backlogged except the value of the parameters c_0 and δ .
6. When the value of the parameters a and λ increases, the optimal ordering cycle time T^* will decrease and it increases as the value of the parameters b, K, H and c increases and rest of the value of the parameters, the value of T^* remains unchanged if shortages are partially backlogged.
7. When the value of the parameters b, K, H and c increases, the optimal ordering cycle time T^* will increase and the rest of the value of the parameters will remain unchanged if shortages are completely backlogged.
8. When the value of the parameters a, H, M and I_c increases, the optimal total profit TP^* will increase, and the rest of the value of the parameters, the optimal total profit TP^* will decrease if shortages are partially backlogged.
9. When the value of the parameters a, H, c, M and I_c increases, the optimal total profit TP^* will increase and the rest of the value of the parameters, the optimal ordering cycle time T^* will decrease if shortages are completely backlogged except the values of c_0 and δ .
10. When the value of the parameters $a, b, K, H, \theta, c_2, c_0, I_e$ and I_c increases, the optimal order quantity Q^* will increase and for the rest of the parameters it causes a reduction in Q^* if shortages are partially backlogged.
11. When the value of the parameters $a, b, K, H, \theta, M, c_2, I_c$ and λ increase, the optimal order quantity Q^* will increase and for the rest of the parameters Q^* will decrease when shortages are completely backlogged except c_0 and δ .

Concluding remarks

Due to the advent of modern technology and heavy market competition, the life cycle of products has been greatly shortened. The general assumption is that the deterioration starts from the instant of arrival in stock may cause retailers to make inappropriate replenishment policies due to overvalue the total annual relevant inventory cost. Therefore, it is inevitable in the field of inventory management to consider the inventory problems for instantaneous deteriorating items. The coordination of price decisions and inventory control is thus not only useful but also significant because of the fact that the replenishment policy without considering the selling price cannot optimize the revenue and the simultaneous determination of price and ordering production quantity can yield substantial revenue increase.

In this paper, the inventory system for determining the optimal selling price and replenishment policy for instantaneous items over a finite planning horizon is developed. Demand is selling price and time dependent. Shortages are allowed and partially backlogged. The backlogging rate is variable and dependent on the waiting time for the next replenishment. As a special case with $\delta = 0$ and $M = 0$ is also discussed. An easy-to-use algorithm is proposed to obtain the optimal selling price and the ordering cycle that maximizes the total profit. Numerical examples are provided to illustrate the algorithm and the solution procedure. By extending the numerical example, some managerial implications are also discussed. Hence, this study reveals that, when shortages are completely backlogged, the total profit becomes higher. We have chosen to include some of the main highlights of the work presented here. We

Table 5 Optimal solution for a special case

Example	Special case	N^*	s^*	t_1^*	T^*	TP^*	Q^*
1	Present model	12	1.43	0.2522	0.4167	348.48	46.50
	$\delta = 0$	12	1.43	0.2348	0.4167	350.26	46.58
2	Present model	11	1.87	0.3937	0.6363	824.99	113.89
	$\delta = 0$	11	1.87	0.3639	0.6363	831.04	114.04
3	Present model	11	2.14	0.3415	0.6364	359.06	95
	$\delta = 0$	10	2.14	0.3171	0.7	381.92	102.72



Table 6 Sensitivity analysis of various parameters of the model

Parameters	Change in parameters	Backlogging	N^*	s^*	t_1^*	T^*	TP*	Q^*
<i>a</i>	500	Partial	11	1.87	0.3937	0.6364	824.99	113.89
		Complete	11	1.86	0.3639	0.6364	831.04	114.04
	550	Partial	12	2.03	0.3671	0.5833	1118.16	118.57
		Complete	12	2.03	0.3385	0.5833	1124.74	118.67
	600	Partial	13	2.19	0.3442	0.5385	1450.81	122.60
		Complete	13	2.19	0.3168	0.5385	1457.88	122.66
<i>b</i>	150	Partial	11	1.87	0.3937	0.6364	824.99	113.89
		Complete	11	1.86	0.3639	0.6364	831.04	114.04
	200	Partial	9	1.46	0.4589	0.7778	453.47	125.66
		Complete	9	1.46	0.4278	0.7778	459.24	126.06
	250	Partial	8	1.21	0.4998	0.8750	243.94	128.89
		Complete	7	1.22	0.5323	1	249.49	140.92
<i>K</i>	50	Partial	11	1.87	0.3937	0.6364	824.99	113.89
		Complete	11	1.86	0.3639	0.6364	831.04	114.04
	60	Partial	9	1.87	0.4769	0.7778	753.81	132.25
		Complete	9	1.87	0.4412	0.7778	760.67	132.48
	70	Partial	9	1.87	0.4769	0.7778	690.03	132.25
		Complete	9	1.87	0.4412	0.7778	696.89	132.48
<i>R</i>	0.12	Partial	11	1.87	0.3937	0.6364	824.99	113.89
		Complete	11	1.86	0.3639	0.6364	831.04	114.04
	0.14	Partial	11	1.87	0.3987	0.6363	773.05	113.87
		Complete	11	1.87	0.3706	0.6364	778.44	114.03
	0.16	Partial	11	1.87	0.4035	0.6364	725.52	113.84
		Complete	11	1.87	0.3768	0.6364	730.34	113.99
<i>H</i>	7	Partial	11	1.87	0.3937	0.6364	824.99	113.89
		Complete	11	1.86	0.3639	0.6364	831.04	114.04
	9	Partial	14	1.87	0.3976	0.6429	958.92	114.78
		Complete	14	1.86	0.3675	0.6429	965.99	114.94
	11	Complete	17	1.87	0.3999	0.6471	1064.23	115.35
		Complete	17	1.87	0.3698	0.6471	1072.12	115.51
<i>h</i>	0.4	Partial	11	1.87	0.3937	0.6364	824.99	113.89
		Complete	11	1.86	0.3639	0.6364	831.04	114.04
	0.6	Partial	11	1.87	0.3430	0.6364	805.72	112.38
		Complete	11	1.87	0.3125	0.6364	814.55	112.82
	0.8	Partial	11	1.88	0.3039	0.6364	790.60	111.26
		Complete	11	1.87	0.2740	0.6364	801.92	111.96
<i>c</i>	0.3	Partial	11	1.87	0.3937	0.6364	824.99	113.89
		Complete	11	1.86	0.3639	0.6364	831.04	114.04
	0.5	Partial	10	1.98	0.4108	0.7	655.75	113.06
		Complete	10	1.98	0.3803	0.7	662.24	113.37
	0.7	Partial	9	2.09	0.4336	0.7778	501.33	111.84
		Complete	2.09	9	0.4024	0.7778	508.07	112.32
θ	0.2	Partial	11	1.87	0.3937	0.6364	824.99	113.89
		Complete	11	1.86	0.3639	0.6364	831.04	114.04
	0.4	Partial	11	1.87	0.3709	0.6364	817.22	115.95
		Complete	11	1.87	0.3412	0.6364	824.44	115.83
	0.6	Partial	11	1.87	0.3500	0.6364	810.01	117.61
		Complete	11	1.87	0.3207	0.6364	818.39	117.25

Table 6 continued

Parameters	Change in parameters	Backlogging	N^*	s^*	I_1^*	T^*	TP*	Q^*	
M	0	Partial	11	1.86	0.3902	0.6364	820.96	113.72	
		Complete	11	1.86	0.3601	0.6364	827.19	113.89	
	30/360	Partial	11	1.87	0.3937	0.6364	824.99	113.89	
		Complete	11	1.86	0.3639	0.6364	831.04	114.04	
	60/360	Partial	11	1.86	0.3971	0.6364	831.45	114.06	
		Complete	11	1.86	0.3678	0.6364	837.33	114.20	
	90/360	Partial	11	1.86	0.4004	0.6364	839.95	114.23	
		Complete	11	1.86	0.3714	0.6364	845.66	114.36	
	c_2	0.5	Partial	11	1.87	0.3937	0.6364	824.99	113.89
			Complete	11	1.86	0.3639	0.6364	831.04	114.04
		0.7	Partial	11	1.87	0.4227	0.6364	819.34	114
			Complete	11	1.87	0.4003	0.6364	823.83	114.09
0.9		Partial	11	1.87	0.4455	0.6364	814.95	114.10	
		Complete	11	1.87	0.4281	0.6364	818.42	114.16	
c_0	0.6	Partial	11	1.87	0.3937	0.6364	824.99	113.89	
		Complete	11	1.86	0.3639	0.6364	831.04	114.04	
	0.8	Partial	11	1.87	0.3964	0.6364	824.48	113.90	
		Complete	11	1.87	0.3639	0.6364	831.04	114.04	
	1.0	Partial	11	1.87	0.3989	0.6364	823.97	113.91	
		Complete	11	1.87	0.3639	0.6364	831.04	114.04	
I_c	0.18	Partial	11	1.87	0.3937	0.6364	824.99	113.89	
		Complete	11	1.86	0.3639	0.6364	831.04	114.04	
	0.38	Partial	11	1.87	0.3806	0.6364	821.20	113.55	
		Complete	11	1.87	0.3509	0.6364	827.91	113.77	
	0.58	Partial	11	1.87	0.3636	0.6364	817.69	113.24	
		Complete	11	1.87	0.3389	0.6364	825.03	113.53	
I_e	0.16	Partial	11	1.87	0.3937	0.6364	824.99	113.89	
		Complete	11	1.86	0.3639	0.6364	831.04	114.04	
	0.36	Partial	11	1.87	0.3936	0.6364	827.09	113.91	
		Complete	11	1.86	0.364	0.6364	833.15	114.07	
	0.56	Partial	11	1.87	0.3936	0.6364	829.19	113.93	
		Complete	11	1.86	0.364	0.6364	835.25	114.09	
λ	0.75	Partial	11	1.87	0.3937	0.6364	824.99	113.89	
		Complete	11	1.86	0.3639	0.6364	831.04	114.04	
	0.95	Partial	11	1.87	0.3937	0.6364	758.71	107.54	
		Complete	11	1.86	0.3639	0.6364	764.22	107.68	
	1.15	Partial	12	1.86	0.3621	0.5833	699.35	95.83	
		Complete	12	1.86	0.3347	0.5833	704.16	95.93	
δ	0.08	Partial	11	1.87	0.3937	0.6364	824.99	113.89	
		Complete	11	1.86	0.3639	0.6364	831.04	114.04	
	0.28	Partial	11	1.87	0.4455	0.6364	814.75	113.83	
		Complete	11	1.87	0.3639	0.6364	831.04	114.04	
	0.48	Partial	11	1.88	0.4790	0.6364	808.34	113.92	
		Complete	11	1.87	0.3639	0.6364	831.04	114.04	

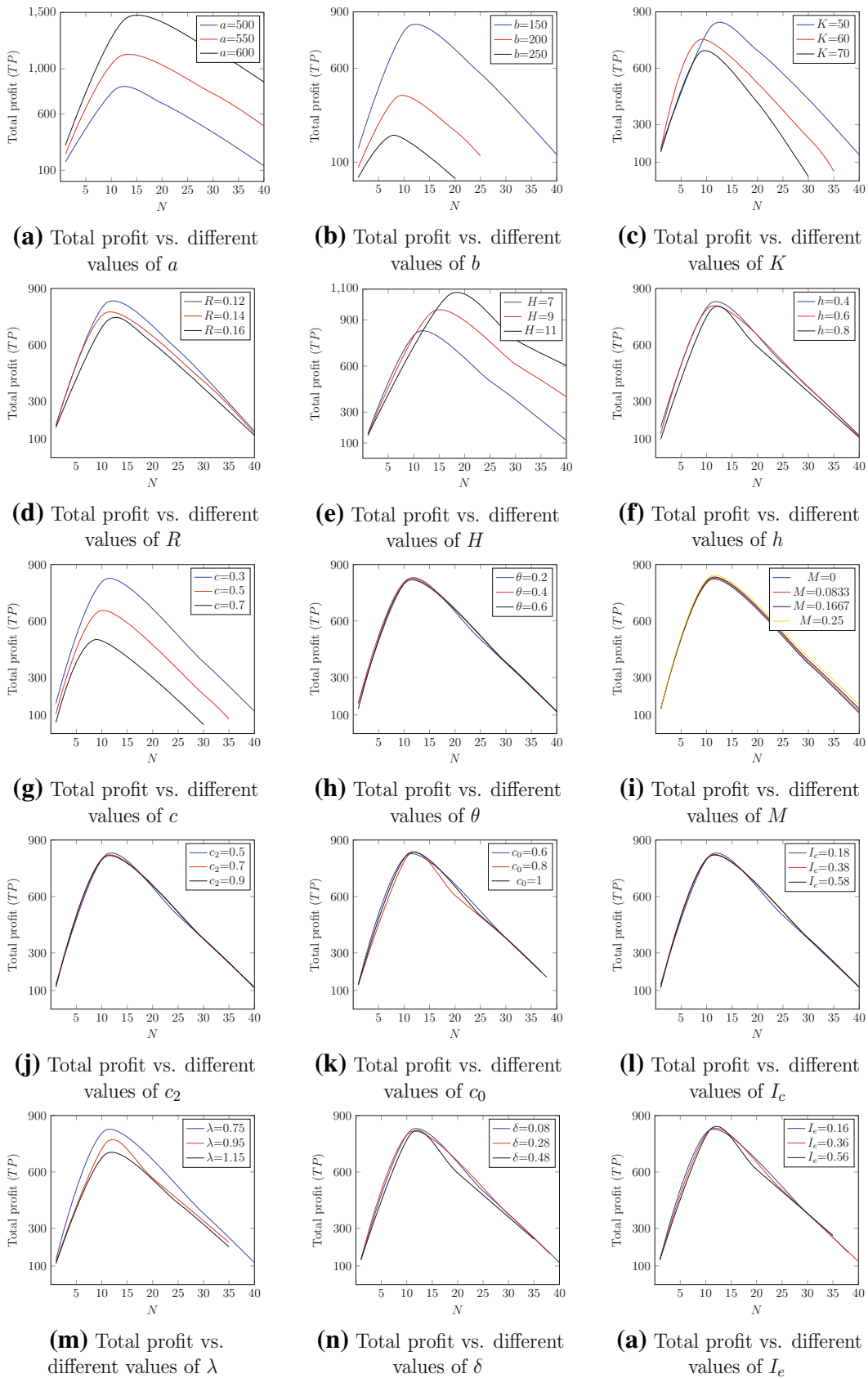


Fig. 3 Total profit vs. different values of the parameters

systematically model and investigate deteriorating inventory problems. We apply mathematical tools and techniques in dealing rigorously with the model. Our main assertions and results are stated and proved as theorems. By our rigorous arguments, we have overcome all shortcomings in the literature. The potential way of extending this paper further is to consider stochastic demand and non-instantaneous deterioration. The multi-item inventory models and reliability of items should also be considered.

Open Access This article is distributed under the terms of the Creative Commons Attribution 4.0 International License (<http://creativecommons.org/licenses/by/4.0/>), which permits unrestricted use, distribution, and reproduction in any medium, provided you give appropriate credit to the original author(s) and the source, provide a link to the Creative Commons license, and indicate if changes were made.

References

- Abad PL (2001) Optimal price and order size for a reseller under partial backordering. *Comput Oper Res* 28:53–65
- Aggarwal SP (1978) A note on an order-level inventory model for a system with constant rate of deterioration. *Opsearch* 15:184–187
- Aggarwal SP, Jaggi CK (1995) Ordering policies of deteriorating items under permissible delay in payments. *J Oper Res Soc* 46:658–662
- Ahamed MA, Al-Khamis TA, Benkherouf L (2013) Inventory models with ramp type demand rate, partial backlogging and general deteriorating rate. *Appl Math Comput* 219:4288–4307
- Alfares HK, Ghaithan AM (2016) Inventory and pricing model with price-dependent demand, time-varying holding cost, and quantity discounts. *Comput Ind Eng* 94:170–177
- Aljazzara SM, Jaber MY, Moussawi-Haida L (2016) Coordination of a three-level supply chain (supplier–manufacturer–retailer) with permissible delay in payments. *Appl Math Model* 40:9594–9614
- Balkhi ZT, Benkherouf L (1996a) On the optimal replenishment schedule for an inventory system with deteriorating items and time-varying demand and production rates. *Comput Ind Eng* 30:823–829
- Balkhi ZT, Benkherouf L (1996b) A production lot size inventory model for deteriorating items and arbitrary production and demand rates. *Eur J Oper Res* 92:302–309
- Bhunia AK, Maiti M (1999) An inventory model of deteriorating items with lot-size dependent replenishment cost and a linear trend in demand. *Appl Math Model* 23:301–308
- Bose S, Goswami A, Chaudhuri KS (1995) An EOQ model for deteriorating items with linear time-dependent demand rate and shortages under inflation and time discounting. *J Oper Res Soc* 46(6):771–782
- Buzacott JA (1975) Economic order quantities with inflation. *Oper Res Q* 26(3):553–558
- Chakrabarty T, Giri BC, Chaudhuri KS (1998) An EOQ model for items with weibull distribution deterioration, shortages and trended demand: an extension of Philips model. *Comput Oper Res* 25(7–8):649–657
- Chakrabarty R, Roy T, Chaudhuri KS (2015) A production: inventory model for defective items with shortages incorporating inflation and time value of money. *Int J Appl Comput Math*. doi:10.1007/s40819-015-0099-6
- Chang CT, Ouyang LY, Teng MC (2010) Optimal ordering policies for deteriorating items using a discounted cash-flow analysis when a trade credit is linked to order quantity. *Comput Ind Eng* 59:770–777
- Chang HC (2013) A note on an economic lot size model for price-dependent demand under quantity and freight discounts. *Int J Prod Econ* 144(1):175–179
- Chang HJ, Dye CY (1999) An EOQ model for deteriorating items with time varying demand and partial backlogging. *J Oper Res Soc* 50:1176–1182
- Cheng M, Zhang B, Wang G (2011) Optimal policy for deteriorating items with trapezoidal type demand and partial backlogging. *Appl Math Model* 35:3552–3560
- Chu P, Chung KJ, Lan SP (1998) Economic order quantity of deteriorating items under permissible delay in payments. *Comput Oper Res* 25(10):817–824
- Dave U, Patel LK (1994) (T, S, s) policy inventory model for deteriorating items with time proportional demand. *J Oper Res Soc* 32:137–142
- Deb M, Chaudhuri KS (1986) An EOQ model for items with finite rate of production and variable rate of deterioration. *Opsearch* 23:175–181
- Du SF, Liang L, Zhang JJ, Lu ZG (2007) Hybrid replenishment and dispatching policy with deteriorating item for VMI: analytical model, optimization and simulation. *Chin J Manag Sci* 15(2):64–69
- Dye CY, Ouyang LY, Hsieh TP (2007) Deterministic inventory model for deteriorating items with capacity constraint and time-proportional backlogging rate. *Eur J Oper Res* 178:789–807
- Fewings DR (1992) A credit limit decision model for inventory floor planning and other extended trade credit arrangement. *Decis Sci* 23(1):200–220
- Ghare PM, Schrader GH (1963) A model for exponentially decaying inventory system. *Int J Prod Res* 21:449–460
- Goyal SK (1985) Economic order quantity under condition of permissible delay in payments. *J Oper Res Soc* 36:35–38
- Heydari J (2015) Coordinating replenishment decisions in a two-stage supply chain by considering truckload limitation based on delay in payments. *Int J Syst Sci* 46:1897–1908
- Heydari J, Norouzasab Y (2015) A two-level discount model for coordinating a decentralized supply chain considering stochastic price-sensitive demand. *J Ind Eng Int* 11:531–542
- Heydari J, Norouzasab Y (2016) Coordination of pricing, ordering, and lead time decisions in a manufacturing supply chain. *J Ind Syst Eng* 9:1–16
- Ho CH, Ouyang LY, Su CH (2008) Optimal pricing, shipment and payment policy for an integrated supplier–buyer inventory model with two-part trade credit. *Eur J Oper Res* 187:496–510
- Hou KL, Lin LC (2006) An EOQ model for deteriorating items with price and stock-dependent selling rates under inflation and time value of money. *Int J Syst Sci* 37:1131–1139
- Hwang H, Shinn SW (1997) Retailer's pricing and lot sizing policy for exponentially deteriorating products under the condition of permissible delay in payments. *Comput Oper Res* 24:539–547
- Jamal AM, Sarker BR, Wang S (1997) An ordering policy for deteriorating items with allowable shortages and permissible delay in payment. *J Oper Res Soc* 48:826–833
- Min J, Zhou YW (2009) A perishable inventory model under stock-dependent selling rate and shortage-dependant partial backlogging with capacity constraint. *Int J Syst Sci* 40:33–44
- Misra RB (1975) A study of inflationary effects on inventory systems. *Logist Spectr* 9(3):260–268
- Mondal B, Bhunia AK, Maiti M (2009) Inventory models for defective items incorporating marketing decisions with variable production cost. *Appl Math Model* 33:2845–2852
- Mukhopadhyay S, Mukherjee RN, Chaudhuri KS (2004) Joint pricing and ordering policy for a deteriorating inventory. *Comput Ind Eng* 47:339–349



- Ouyang L-Y, Wu K-S, Yang C-T (2006) A study on an inventory model for non-instantaneous deteriorating items with permissible delay in payments. *Comput Ind Eng* 51:637–651
- Ouyang LY, Wu S, Yang CT (2006) A study on an inventory model for non-instantaneous deteriorating items with permissible delay in payments. *Comput Ind Eng* 51:637–651
- Padmanabhana G, Vratb P (1995) EOQ models for perishable items under stock dependent selling rate. *Eur J Oper Res* 86(2):281–292
- Palanivel M, Uthayakumar R (2013) Finite horizon EOQ model for non-instantaneous deteriorating items with price and advertisement dependent demand and partial backlogging under inflation. *Int J Syst Sci* 46(10):1762–1773
- Raafat F (1991) Survey of literature on continuously deteriorating inventory model. *J Oper Res Soc* 1:27–37
- Rameswari M, Uthayakumar R (2012) Economic order quantity for deteriorating items with time discounting. *Int J Adv Manuf Technol* 58:817–840
- Sarkar B, Moon I (2011) An EPQ model with inflation in an imperfect production system. *Appl Math Comput* 217:6159–6167
- Shah YK, Jaiswal MC (1977) An order-level inventory model for a system with constant rate of deterioration. *Opsearch* 14:174–184
- Shi J, Zhang G, Lai KK (2012) Optimal ordering and pricing policy with supplier quantity discounts and price-dependent stochastic demand. *Optimization* 61(2):151–162
- Shinn SW, Hwang H (2003) Optimal pricing and ordering policies for retailers under order-size-dependent delay in payments. *Comput Oper Res* 30:35–40
- Taleizadeh AA, Niaki STA, Aryanezhad M-B (2010) Replenish-up-to multi chance-constraint inventory control system with stochastic period lengths and total discount under fuzzy purchasing price and holding costs. *Int J Syst Sci* 41:1187–1200
- Taleizadeh AA, Pentico DW, Jabalameli MS, Aryanezhad M (2013a) An economic order quantity model with multiple partial prepayments and partial backordering. *Int J Prod Econ* 145:318–338
- Taleizadeh AA, Mohammadib B, Cardenas-Barronc LE, Samimib H (2013b) An EOQ model for perishable product with special sale and shortage. *Int J Prod Econ* 145:318–338
- Taleizadeh AA, Weeb H-M, Jolaia F (2013c) Revisiting a fuzzy rough economic order quantity model for deteriorating items considering quantity discount and prepayment. *Math Comput Model* 57:1466–1479
- Taleizadeh AA (2014) An EOQ model with partial backordering and advance payments for an evaporating item. *Int J Prod Econ* 155:185–193
- Taleizadeh AA, Noori-daryanb M, Cardenas-Barronc LE (2015) Joint optimization of price, replenishment frequency, replenishment cycle and production rate in vendor managed inventory system with deteriorating items. *Int J Prod Econ* 159:285–295
- Taleizadeh AA, Nematollahi M (2014) An inventory control problem for deteriorating items with back-ordering and financial considerations. *Appl Math Model* 38:93–109
- Ting PS, Chung KJ (1994) Inventory replenishment policy for deteriorating items with a linear trend in demand considering shortages. *Int J Oper Prod Manag* 14:102–110
- Tripathy CK, Pradhan LM (2010) An EOQ model for weibull deteriorating items with power demand and partial backlogging. *Int J Contemp Math Sci* 5:1895–1904
- Wee HM (1993) Economic production lot size model for deteriorating items with partial back ordering. *Comput Ind Eng* 24:449–458
- Whitin TM (1957) *Theory of inventory management*. Princeton University Press, Princeton
- Wu KS, Ouyang LY, Yang CT (2006) An optimal replenishment policy for non-instantaneous deteriorating items with stock dependent demand and partial backlogging. *Int J Prod Econ* 101:369–384
- Yang HL, Teng JT, Chern MS (2001) Deterministic inventory lot-size models under inflation with shortages and deterioration for fluctuating demand. *Nav Res Logist* 48(2):144–158
- Yang PC, Wee HM (2002) A single-vendor and multiple-buyers production–inventory policy for a deteriorating item. *Eur J Oper Res* 143:570–581
- Yang PC, Wee HM (2003) An integrated multi-lot-size production inventory model for deteriorating item. *Comput Oper Res* 30:671–682

