

Daubanes, Julien; Leinert, Lisa

Working Paper

Optimum Tariffs and Exhaustible Resources: Theory and Evidence for Gasoline

Economics Working Paper Series, No. 12/163

Provided in Cooperation with:

ETH Zurich, CER-ETH – Center of Economic Research

Suggested Citation: Daubanes, Julien; Leinert, Lisa (2012) : Optimum Tariffs and Exhaustible Resources: Theory and Evidence for Gasoline, Economics Working Paper Series, No. 12/163, ETH Zurich, CER-ETH - Center of Economic Research, Zurich, <https://doi.org/10.3929/ethz-a-007328852>

This Version is available at:

<https://hdl.handle.net/10419/171606>

Standard-Nutzungsbedingungen:

Die Dokumente auf EconStor dürfen zu eigenen wissenschaftlichen Zwecken und zum Privatgebrauch gespeichert und kopiert werden.

Sie dürfen die Dokumente nicht für öffentliche oder kommerzielle Zwecke vervielfältigen, öffentlich ausstellen, öffentlich zugänglich machen, vertreiben oder anderweitig nutzen.


Sofern die Verfasser die Dokumente unter Open-Content-Lizenzen (insbesondere CC-Lizenzen) zur Verfügung gestellt haben sollten, gelten abweichend von diesen Nutzungsbedingungen die in der dort genannten Lizenz gewährten Nutzungsrechte.

Terms of use:

Documents in EconStor may be saved and copied for your personal and scholarly purposes.

You are not to copy documents for public or commercial purposes, to exhibit the documents publicly, to make them publicly available on the internet, or to distribute or otherwise use the documents in public.

If the documents have been made available under an Open Content Licence (especially Creative Commons Licences), you may exercise further usage rights as specified in the indicated licence.



CER-ETH – Center of Economic Research at ETH Zurich

Optimum Tariffs and Exhaustible Resources: Theory and Evidence for
Gasoline

J. Daubanes and L. Leinert

Working Paper 12/163
July 2012

Economics Working Paper Series



Eidgenössische Technische Hochschule Zürich
Swiss Federal Institute of Technology Zurich

Optimum Tariffs and Exhaustible Resources: Theory and Evidence for Gasoline*

by

Julien Daubanes

and

Lisa Leinert

CER-ETH, Center of Economic Research at ETH Zurich,
Swiss Federal Institute of Technology

July, 2012

Address. Please address all correspondence to Julien Daubanes, CER-ETH, Center of Economic Research at ETHZ, ZUE F12, Zürichbergstrasse 18, 8092 Zurich, Switzerland. Email: jdaubanes@ethz.ch

* We thank participants at the 2nd SAE Student Chapter Workshop (Zurich, 2010), the meeting of the Swiss Society of Economics and Statistics (Lucerne, 2011), the RESEC Summer School (Vulpera, 2011), the 18th EAERE Annual Conference (Rome, 2011), the EAERE-FEEM-VIU Summer School (Venice, 2011), at the Montreal Natural Resources and Environmental Economics Workshop (Montreal, 2012) and at the 11th Journées Louis-André Gérard-Varet (Marseille, 2012). Particular thanks go to Saraly Andrade de Sá, Alain Ayong Le Kama, Hassan Bencheekroun, Antoine Bommier, Bob Cairns, Ujjayant Chakravorty, Massimo Filippini, Gérard Gaudet, Reyer Gerlagh, Chistian Gollier, Pierre Lasserre, Matti Liski, Juan-Pablo Montero, Charles Séguin, and especially to Lucas Bretschger for his very helpful suggestions. Daubanes is very grateful to Pierre Lasserre for letting him develop some ideas that partly originated in their joint research (Daubanes and Lasserre, 2012).

Abstract

Domestic consumption taxes on oil products largely differ across countries, ranging from very high subsidies to very high taxes. The empirical literature on the issue has highlighted the role of revenue-raising (Ramsey commodity taxation) and externality-correction (Pigovian taxation) motives for national taxation. Isolatedly, the theoretical literature on non-renewable-resource taxation has emphasized the role of the optimum-tariff dimension of excise taxes which reflects countries' non-cooperative exercise of their market power. This paper reconciles these two strands by comprehensively addressing the issue. First, we propose a multi-country model of national taxation with oil – modeled as a polluting exhaustible resource – and some regular commodities. Domestic welfare is maximized with respect to domestic taxes under a revenue-collection constraint. The optimal domestic tax on oil consumption not only consists of a Ramsey inverse-elasticity term and of a Pigovian term, but also of an optimum-tariff component. In fact, resource exhaustibility implies a form of supply inelasticity that magnifies optimum-tariff arguments. Second, based on a multiple regression using a data set with a large number of countries, we test the power of the optimum-tariff tax component in explaining national gasoline taxes. We find strong evidence that this component plays a crucial role in countries' taxation of gasoline.

JEL classification: Q38; F12; H20; H70

Keywords: Non-renewable resources; Domestic taxation; Ramsey taxation; Optimum-tariff theory; Gasoline

1. INTRODUCTION

The statistical dispersion of taxes on oil products has attracted scholars' interest toward the factors driving governments' adoption of those taxes. Surprisingly, the empirical and theoretical literatures dealing with the issue of oil taxation have followed different trajectories. On the one hand, the empirical literature has mainly focused revenue-raising and corrective taxation motives. On the other hand, optimum-tariff arguments, while "controversial" in international economics (Broda, Limão and Weinstein, 2008), are at the core of the theory of non-renewable-resource taxation. They have been hitherto completely ignored in existing empirical studies. We find that optimum-tariff arguments are crucial to the understanding of taxes on oil products' consumption.

The empirical literature has adopted the natural first hypothesis that countries set their domestic taxes on oil products in order to raise revenues as well as to correct external effects of oil use. The underlying theories for such motives of taxation are well known as Ramsey taxation and Pigovian taxation.

On the one hand, Ramsey taxes raise a set amount of tax revenues while inducing a minimum deadweight loss to the economy by evenly spreading tax distortions across sectors.¹ The most famous result of the "inverse-elasticity rule" states that under simplifying conditions, commodities should be taxed at rates that are inversely proportional to the price elasticity of demand on each market. As oil demand is relatively price inelastic², the theory predicts that relatively high taxes should be applied on the final consumption of oil products; all the higher as revenue needs are greater.

This simple and insightful rule is commonly established under the simplifying assumption that supply elasticity is infinite, as it may be in the long-run.³ From a global

¹The literature originated with Ramsey (1927) and Pigou (1928) and was further consolidated by Baumol and Bradford (1970), Diamond and Mirrlees (1971a), Dasgupta and Stiglitz (1974) and Atkinson and Stiglitz (1980), among others.

²Berndt and Wood, 1975; Pindyck, 1979; Hausman and Newey, 1995; Krichene, 2002.

³In Ramsey's original closed-economy setting, the general inverse-elasticity rule (1927, p. 56) reduces to its demand component only when supply is perfectly elastic.

perspective however, long-run oil supply cannot be perfectly elastic since it results from extraction decisions. Account must be taken of the non-renewable character of oil to determine Ramsey's distortion to the oil sector (Daubanes and Lasserre, 2012).

On the other hand, a Pigovian tax aims at internalizing an external effect generated by the production or use of a commodity.⁴ It should be set equal to the marginal damage (or benefit) evaluated at optimal quantities. The most often cited external effects of fuel use are pollution and congestion; both call for positive taxes whose magnitude should reflect how a country is contributing to, and subject to, such effects.

The recent availability of reliable, relatively-large-scale data has allowed empirical analyses of the determinants of oil taxes. Rietveld and van Woudenberg (2005) addressed the question of how well factors thought to be characteristic of Ramsey and Pigovian taxation motives explain actual international differences in final fuel prices. Their principal result is that countries mainly tax fuel with the view to raising revenues.⁵

The focus on the revenue-raising and corrective objectives of taxation relies on the assumption that the producer price of oil is insensitive to taxes. Under this assumption, Parry and Small (2005) derived a formula for the optimal domestic tax on gasoline consumption⁶ which exclusively consists of a Ramsey inverse-elasticity term and of Pigovian terms (one for pollution and one for congestion). Keeping in mind the exhaustible character of oil, global supply of oil products cannot be perfectly elastic. Hence, the insensitiveness of the international producer price must be interpreted as reflecting that countries are extremely small on this market.

If they are not so, as earlier anticipated by Bizer and Stuart (1987)⁷, the determination of optimal domestic taxes "requires modeling equilibria in a game of trade

⁴See Pigou (1912 and 1920) and Baumol (1972).

⁵Among other results, Hammar, Löfgren and Sterner (2004) and Liddle and Lung (2010) deliver the same message. Dunkerley, Glazer and Proost's (2010) median-voter departure from the representative-agent aggregation should not hide that the underlying theories are Ramsey and Pigovian taxation.

⁶They computed it for the US and the UK. See Ley and Boccardo (2010) for other countries.

⁷According to Karp and Newbery (1991), "the evidence for potential market power on the side of importers is arguably as strong as for oil exporters" (p. 305); see also Liski and Montero (2011). For evidence of the effect of US states' gasoline taxes on the producer price, see Chouinard and Perloff (2004): the lower consumer incidence of federal or big states taxes must rely on some producer incidence.

policy played by different countries.” (p. 1019). When account is taken of this remark, domestic taxes on oil products consist of an additional, optimum-tariff component.

Even when revenue constraints and pollution effects are assumed away, the resource economics literature has emphasized the ability of domestic taxes on non-renewable-resource consumption to improve countries’ national surplus. Such is the case in Bergstrom’s (1982)⁸ multi-country model of oil trade where countries selfishly set their excise taxes on oil in order to maximize national welfare. In Nash equilibrium, their constant-rate optimal taxes on the costlessly-extracted resource are given by a ”rule relating the equilibrium excise tax rates to demand elasticities and market shares” (p. 194). Bergstrom’s rule implies that oil-importing countries should impose positive taxes on oil domestic consumption while oil-exporting countries should set them negative.⁹

Introducing government revenue constraints and pollution damages in the above canonical trade model, Bergstrom’s rule will turn out to combine with Parry and Small’s Ramsey and Pigovian tax components.

Bergstrom’s excise tax is not an import tariff, but is only formally equivalent to it when importing countries have no reserves at all like in Karp and Newbery (1991).¹⁰ In general, though, forces at work in Bergstrom (1982) obey the logic of the old optimum-tariff literature.¹¹ This should not come as a surprise; as Friedlander and Vanderdorpe (1968) and Dornbusch (1971) showed, when countries are constrained on their tariff

⁸Following his contribution, Amundsen and Schöb (1999), Rubio and Escriche (2001), Liski and Tahvonen (2004), Strand (2008) and Daubanes and Grimaud (2010) have integrated pollution externalities arising from the use of the resource: the rent-extracting potential of Bergstrom’s excises combines with environmental objectives to determine countries’ optimal resource taxes. Long’s (2011) recent survey paper emphasizes the fundamental strategic aspect of this literature as well as Bergstrom’s (1982) connection with contributions on tariffs. Bretschger and Valente (2012) have further analyzed the impact of domestic taxes on income shares and productivity differences.

⁹Bergstrom focused on oil-importing countries and omitted to comment on the second part of the proposition. However, this is immediate from Bergstrom’s analysis and consistent with the optimum-tariff theory. More on this further below.

¹⁰If consuming countries and producing countries are disjoint, as in many treatments of non-renewable resource taxation, domestic consumption and production respectively coincide with imports and exports so that domestic taxes are perfectly equivalent to tariffs. Otherwise, when countries simultaneously consume, produce and set proper tariffs instead of consumption taxes, Bergstrom’s insights survive (Brander and Djajic, 1983).

¹¹The literature originated with Bickerdike (1906) and was consolidated by Graaff (1949-1950) and Johnson (1951), among others, who investigated how a country benefits from trade taxation.

decisions, domestic consumption taxes can be used to pursue the same objective as tariffs.¹² Thus, from a theoretical perspective, optimum-tariff arguments are relevant to the issue of optimal taxation of domestic consumption.

In essence, one country's optimal domestic tax on a traded commodity may reflect its effect on the international price of the commodity, manipulating terms of trade in its favor. One country's exercise of its market power through consumption taxes always requires supply to be non-perfectly elastic and culminates in the perfectly-inelastic case. The long-term inelasticity arising from resource exhaustibility is the reason why the tax-competition problem has received so much attention in resource economics. As exhaustibility generates pure economic scarcity rents accruing to producers, the tax-competition problem can be interpreted as a "fight for the rent". It has found a particular echo as such in the literature, also referring to the "rent-capturing" dimension of oil taxes.

The present contribution, like Bergstrom's (1982) paper, is not about tariffs per se; the analysis is rather about all domestic taxes that are added (deducted) to (from) the international producer price to determine the final price domestic consumers face in each country. Nevertheless, following Bergstrom and the above rent-capture literature by taking a full account of how the international oil price depends on them, domestic taxes will acquire the dimension of "optimum tariffs".

Other considerations are relevant to the issue of domestic taxation. Governments may also be concerned with the intra-country distributional impacts of taxes. Domestic taxes differently affect heterogeneous individuals within countries. Hence, as is well-known from the public economics literature, distributional objectives, when they cannot be reached by other means of transfer, may bias countries' optimal taxes, whether they are applied to raise revenue (Diamond and Mirrlees, 1971b) or to correct externalities (e.g. Cremer, Gahvari and Ladoux, 2003). Distributional effects imply that political economy theories may combine with optimal taxation theories addressed here. While

¹²The results essentially relies on the property that a tariff can be reproduced by the combined use of a domestic consumption tax and of a domestic production subsidy; see Mundell (1960, p. 96). A justification for such tariff constraints may be the existence of international tariff agreements. On this, see, e.g., Friedlander and Vanderdorpe (1968) and Keen (2002).

keeping them in mind for our empirical analysis, such considerations, for simplicity, are out of the scope of our theoretical setting; as in many conventional treatments, we will assume a representative agent per country.

To the notable exception of Bretschger and Valente (2010) who showed that oil-importing countries' relative income positively depends on the level of their domestic oil taxes, the resource economics literature has not attempted to give further empirical grounds to its findings. Would optimum-tariff arguments have any relevance for oil domestic taxation in the real world? Could this theory help account for the international distribution of oil taxes? Two other elements suggest the answers to these questions should be positive. First, the optimum-tariff theory has recently received renewed attention by Broda et al. (2008) who empirically showed the importance of countries' market power in taxation decisions by finding strong evidence that countries' relative market power and world supply elasticity have been crucial factors of domestic tariffs.

Second, this theory seems to have a crucial explanatory advantage. Basic observations on the international distribution of oil taxes suggest that importers tax oil consumption while most of exporters subsidize it.¹³ While this fact is consistent with both Bergstrom's theoretical predictions and the optimum-tariff theory, neither revenue-collection nor negative-externality-correction motives can account for negative taxes on oil.¹⁴ This has not handicapped most of the empirical studies on oil taxation, which restricted their attention to OECD countries, mostly oil importers. An exception is Rietveld and van Woudenberg's (2005) paper where OPEC and non-OPEC countries were given a different treatment in the regression analysis, making their public-finance-inspired empirical model consistent with very low prices in the former subgroup.¹⁵

Rietveld and van Woudenberg also consider border tax competition between coun-

¹³In other words the latter set domestic prices lower than their exports' prices.

¹⁴As noted earlier, distributional effects are not addressed here. However, such considerations are at the root of the very popular belief that some countries subsidize oil in order to operate transfers to some groups of consumers; see e.g. Gupta et al. (2002). As they argue, such subsidies do not reach their supposed equity objectives.

¹⁵This distinction was meant to control for the "presence of alternative tax base". It can also be interpreted as the recognition that public-finance variables alone cannot account for oil subsidies.

tries (Kanbur and Keen, 1993) by integrating the prices in neighboring countries to explanatory variables. While border tax competition interestingly captures part of the intra-regional homogeneity in taxes, it cannot account for their observed inter-regional heterogeneity (e.g. between Europe, Middle East, Africa...). In contrast, optimum-tariff theory suggests that domestic taxes reflect the respective situations of countries relative to each other, but irrespective of their proximity or distance. As a matter of fact, countries' consumption and production patterns are often similar within the same region while they widely vary from one region to another. Therefore, the optimum-tariff dimension of domestic taxes should be expected to complementarily explain the intra-regional homogeneity of taxation patterns as well as their inter-regional heterogeneity.

This paper aims at reconciling the empirical and theoretical literatures on the factors of domestic oil taxation. Our contribution is twofold. A first theoretical part shows how Ramsey and Pigou taxation motives combine with the optimum-tariff dimension of domestic oil taxation to determine the domestic tax on oil consumption in each country. We propose a highly stylized multi-country model of national taxation with oil, explicitly modeled as an exhaustible resource. Equilibrium national taxes on oil consumption consist of three separable terms: a Ramsey inverse-elasticity component, a Pigovian component and a Bergstrom's optimum-tariff component.

A second part revisits the empirical literature on the factors of gasoline taxation by introducing an optimum-tariff variable. Theory suggests the optimum-tariff dimension of oil taxes to depend on the long-term cumulative net imports, i.e. the long-term difference between domestic consumption and production. We compute the optimum-tariff variable by approximating the long-term relative difference between consumption and production. In a multiple regression analysis, we show that this variable powerfully explains actual gasoline taxes. The evidence consolidates and extends the recent empirical findings on the relevance of the optimum-tariff theory (Broda et al., 2008).

2. A MODEL OF DOMESTIC TAXATION OF OIL CONSUMPTION

The objective consists in extending Bergstrom's framework by imposing country-specific revenue constraints and by assuming external damages from domestic oil consumption. In the sequel, we do so in a highly stylized fashion.

Optimum taxation à la Ramsey easily extends to an international framework as long as supply elasticity is infinite. In Bergstrom's standard Hotellian representation, non-renewable resource supply is perfectly inelastic. It is thus interesting to see how Ramsey's problem carries over to a multi-country setting in the presence of a non-renewable resource.

We borrow standard assumptions from the optimum-commodity-taxation literature and adapt them as in Daubanes and Lasserre (2012). This requires modifying the traditional treatment of the Ramsey-taxation problem in two respects. First, the extraction of a non-renewable resource has an intertemporal dimension; the problem should thus be addressed in a dynamic setting. In the absence of revenue constraint and under simplifying conditions, we know from Bergstrom (1982) that the intertemporal dimension vanishes to deliver clear and insightful messages on the optimal taxation problem. The same simplification should be expected with revenue constraints. Second, Ramsey's problem should be interpreted as a game-theoretic one. The strategy of each government is its set of domestic consumption taxes, chosen with the view to maximizing national welfare while raising a specific amount of fiscal revenue. From Bergstrom's (1982) paper, we know that the strategic aspect of the problem is crucial and that it should modify the optimal domestic tax on oil consumption in a way that depends on each country's position and market power over the oil market.

Finally, there is the consideration of negative externalities arising because of pollution/congestion.

2.1 The model

The economy consists of $n \geq 2$ countries indexed by $i = 1, 2, \dots, n$, each represented by one consumer. There are $m \geq 1$ conventional, producible commodities indexed by

$j = 1, \dots, m$ and oil, that will be indexed by $j = 0$.

Arbitrage possibilities will establish a single producer price $p_j(t)$, for each good $j = 0, \dots, m$, at each date $t \geq 0$, that suppliers receive regardless of the country in which they sell. At each date t , each country i imposes an ad valorem consumption tax $\theta_j^i(t) > -1$ on good j so that the consumer price for this good is

$$q_j^i(t) = p_j(t)(1 + \theta_j^i(t)). \quad (1)$$

The quantities of goods $j = 0, \dots, m$ consumed and supplied in country $i = 1, \dots, n$ at date $t \geq 0$ are respectively denoted by $x_j^i(t)$ and $s_j^i(t)$. Storage is not an option so that goods must be consumed as they are produced. Since the resource is non-renewable, all countries' exhaustibility constraints

$$\int_0^{+\infty} s_0^i(t) dt \leq S_0^i \quad (2)$$

must be satisfied, where S_0^i is the initial size of country i 's stock of oil.

For a given set of taxes $\Theta \equiv (\{\theta_j^i(t)\}_{t \geq 0})_{j=0, \dots, m}^{i=1, \dots, n}$, world competitive markets lead to the equilibrium allocation $(\{\tilde{x}_j^i(t)\}_{t \geq 0}, \{\tilde{s}_j^i(t)\}_{t \geq 0})_{j=0, \dots, m}^{i=1, \dots, n}$; in the remainder of the paper, a tilda on the top of a variable or function will mean that this variable or function is evaluated at the competitive equilibrium for given taxes Θ .

Country i 's welfare is defined as the discounted sum of instantaneous national surplus $W^i(t)$. Then, the national optimum-commodity-taxation problem of country i in a multi-country economy consists in choosing its set of taxes $\Theta^i \equiv (\{\theta_j^i(t)\}_{t \geq 0})_{j=0, \dots, m}$ in such a way as to maximize national welfare in competitive equilibrium, while raising a set amount of discounted revenue $R^i(0)$, taking as given the taxes of other countries $\Theta^{-i} \equiv (\{\theta_j^k(t)\}_{t \geq 0})_{j=0, \dots, m}^{k \neq i}$. The problem writes

$$\max_{\Theta^i} \int_0^{+\infty} \tilde{W}^i(t) e^{-rt} dt \quad (3)$$

$$\text{subject to } \int_0^{+\infty} \sum_{j=0}^m \theta_j^i(t) \tilde{p}_j(t) \tilde{x}_j^i(t) e^{-rt} dt \geq R^i(0), \quad (4)$$

where r is the international discount rate. It is assumed that the set of taxes capable of levying $R^i(0)$ is not empty.

Financial markets allow expenditures to be disconnected from revenues so that the tax-revenue constraint (4) does not bind the government at any particular date. Hence, the government accumulates an asset $a^i(t)$ over time by saving tax revenues:

$$\dot{a}^i(t) = ra^i(t) + T^i(t), \quad (5)$$

where $T^i(t) \equiv \sum_{j=0}^m \theta_j^i(t) \tilde{p}_j(t) \tilde{x}_j^i(t)$ denotes current tax revenues. Normalizing the initial amount of asset $a^i(0)$ to zero and imposing the condition

$$\lim_{t \rightarrow +\infty} a_j^i(t) e^{-rt} = R^i(0) \quad (6)$$

that the long-run amount of asset covers present-value needs, the problem of maximizing (3) subject to (4) is equivalent to that of maximizing (3) subject to (5).

As in Ramsey (1927), Baumol and Bradford (1970), Atkinson and Stiglitz (1980) and traditional contributions deriving the inverse-elasticity rule of optimum commodity taxation, we assume that the demand $D_j^i(q_j^i(t))$ of country $i = 1, \dots, n$ for any commodity $j = 0, \dots, m$ depends only on its price, with $D_j^i(\cdot) < 0$. Moreover, following Baumol and Bradford (1970), Atkinson and Stiglitz (1980) and many other treatments of optimal commodity taxation, we assume, as it should be in a long-run perspective, that the supply of conventional, producible commodities $j = 1, \dots, m$ by any country i is perfectly elastic, i.e. that marginal costs of production are constant. Let c_j denotes the marginal cost of producing good $j = 1, \dots, m$ regardless of the country in which the good is produced¹⁶. In competitive equilibrium, we must have $\tilde{p}_j = c_j$ for all $j = 1, \dots, m$.

As far as the oil sector is concerned, the exhaustibility constraint (2) implies that supply cannot be infinitely elastic even with a constant or zero marginal extraction cost. Following Bergstrom (1982), we assume that marginal costs of extraction are zero. However, Hotelling's analysis shows that, in competitive intertemporal equilibrium, the producer price must satisfy

$$\tilde{p}_0(t) = \tilde{\eta}(t), \quad (7)$$

¹⁶The assumption does not imply any loss of generality. If countries had different constant marginal cost of production, in equilibrium only those with the lowest cost would produce. Since no profits are derived from constant-returns-to-scale production schedules, our results would immediately survive the restriction that only a subset of countries produce.

where $\tilde{\eta}(t)$ is the current-value unit Hotelling rent and must grow at the rate of interest over time (e.g. Dasgupta and Heal, 1979):

$$\tilde{\eta}(t) = \tilde{\eta}e^{rt}. \quad (8)$$

At any date, the net consumer surplus, the net producer surplus and the oil rent of country i are respectively

$$\widetilde{CS}^i(t) \equiv \sum_{j=0}^m \int_0^{\tilde{x}_j^i(t)} D_j^{i-1}(x) dx - \tilde{q}_j^i(t)\tilde{x}_j^i(t), \quad (9)$$

$$\widetilde{PS}^i(t) \equiv \sum_{j=1}^m (\tilde{p}_j(t) - c_j)\tilde{s}_j^i(t) + (\tilde{p}_0(t) - \tilde{\eta}(t))\tilde{s}_0^i(t), \quad (10)$$

$$\tilde{\Phi}^i(t) \equiv \tilde{\eta}(t)\tilde{s}_0^i(t). \quad (11)$$

This formulation aims at making the scarcity value of oil explicit, whether producers are interpreted as owners of the resource aware of this value or as buying the resource at its scarcity price $\tilde{\eta}(t)$.

Moreover, all damages which are internalized by country i from its use of oil are given by the synthetic money-metricized function¹⁷

$$\tilde{\Omega}^i(t) \equiv \Omega^i(\tilde{x}_0^i(t)), \quad (12)$$

with $\Omega^{i'}(\cdot) > 0$.

Then, $\widetilde{W}^i(t)$ in problem (3) is the sum of the consumer surplus, the producer surplus and the oil rent, net of the internalized damages of country i . Since tax revenues of each country are given over the horizon, they can be treated as a constant that does not need to enter the objective. Thus the present-value Hamiltonian associated with problem (3) of maximizing discounted national welfare subject to the intertemporal revenue constraint (5) with (6) is

$$\mathcal{H}^i(a^i(t), (\theta_j^i(t))_{j=0,\dots,m}, \lambda^i(t)) = (\widetilde{CS}^i(t) + \widetilde{PS}^i(t) + \tilde{\Phi}^i(t) - \tilde{\Omega}^i(t))e^{-rt} + \lambda^i(t)(ra^i(t) + \tilde{T}^i(t)),$$

¹⁷Only internalized damages are relevant to optimal taxation; restricting attention to such damages simplifies the exposition.

where $\lambda^i(t)$ is the co-state variable associated with the state $a^i(t)$ and where $(\{\theta_j^i(t)\}_{t \geq 0})_{j=0, \dots, m}$ is the vector of control variables. $\lambda^i(t)$ can be interpreted as the current unit shadow cost of levying one dollar of present-value revenues through commodity taxes in country i . From the maximum principle, $\dot{\lambda}^i(t) = -r\lambda^i(t)$ so that $\lambda^i(t) = \lambda^i e^{-rt}$, where λ^i denotes the present-value shadow cost of levying tax revenues: indeed, tax revenues should be discounted according to the date when they are collected. When commodity taxation causes a deadweight loss to country i 's economy, as when its revenue constraint is binding, λ^i strictly exceeds unity; otherwise, $\lambda^i = 1$.

Since in equilibrium $\tilde{p}_j(t) = c_j$ and $\tilde{q}_j^i(t) = D_j^{i-1}(\cdot)$, the first-order condition for the choice of the tax $\theta_j^i(t)$ on conventional commodity $j = 1, \dots, n$ reduces to $-\frac{d\tilde{q}_j^i(t)}{d\theta_j^i(t)}\tilde{x}_j^i(t) + \lambda^i(c_j\tilde{x}_j^i(t) + \theta_j^i(t)c_j\frac{d\tilde{x}_j^i(t)}{d\theta_j^i(t)}) = 0$, where $\tilde{q}_j^i(t) = c_j(1 + \theta_j^i(t))$ implies $\frac{d\tilde{q}_j^i(t)}{d\theta_j^i(t)} = c_j$ and $\tilde{x}_j^i(t) = D_j^i(\tilde{q}_j^i(t))$ implies $\frac{d\tilde{x}_j^i(t)}{d\theta_j^i(t)} = D_j^{i'}(\cdot)c_j$. Hence, the optimal tax on good $j = 1, \dots, m$ for country i is $\theta_j^{i*} = \frac{\lambda^i - 1}{\lambda^i} \frac{\tilde{x}_j^i}{-D_j^{i'}(\cdot)c_j}$, or equivalently,

$$\theta_j^{i*} = \frac{\lambda^i - 1}{\lambda^i} \frac{(1 + \theta_j^{i*})}{-\tilde{\varepsilon}_j^i}, \quad (13)$$

where $\varepsilon_j^i \equiv \frac{q_j^i D_j^{i'}(\cdot)}{x_j^i}$ is the price-elasticity of demand for good j in country i , which is constant under stationary market conditions.

Ad valorem consumption taxes applied on conventional, producible commodities are thus satisfying the standard inverse-elasticity rule of optimum commodity taxation. They vanish when the optimal covering of revenue needs does not imply the introduction of distortions ($\lambda^i = 1$) and are strictly positive otherwise.

Following Bergstrom (1982), we restrict the ad valorem tax on oil $\theta_0^i(t)$ to be constant over time in every country.¹⁸

Unlike the world producer price for conventional, producible commodities, the world producer price of oil, which is, in the absence of cost, the unit Hotelling rent, is affected by

¹⁸As Bergstrom (1982) noted (p. 198), "The analysis of a Nash equilibrium in varying strategies is, in general, much more complicated, both conceptually and as a matter of computation." In fact, this is not so in the case of conventional goods. It must be remarked that the property of Bergstrom's model in the isoelastic-demand case, that there is a Nash equilibrium in which all countries choose a constant tax rate even if variable tax rates are possible, carries over to our setting.

taxation. Hence, the first-order condition for the choice of θ_0^i by country i is $-\frac{d\tilde{\eta}}{d\theta_0^i}\tilde{x}_0^i(t) - \theta_0^i \frac{d\tilde{\eta}}{d\theta_0^i}\tilde{x}_0^i(t) - \tilde{\eta}\tilde{x}_0^i(t) + \frac{d\tilde{\eta}}{d\theta_0^i}\tilde{s}_0^i(t) + \tilde{\eta}\frac{d\tilde{s}_0^i(t)}{d\theta_0^i} - \Omega^{i'}(\cdot)\frac{d\tilde{x}_0^i(t)}{d\theta_0^i} + \lambda^i(\tilde{\eta}\tilde{x}_0^i(t) + \theta_0^i\frac{d\tilde{\eta}}{d\theta_0^i}\tilde{x}_0^i(t) + \theta_0^i\tilde{\eta}\frac{d\tilde{x}_0^i(t)}{d\theta_0^i}) = 0$, where we have used that, in equilibrium, $\tilde{p}_0(t) = \tilde{\eta}e^{rt}$ and $\tilde{q}_0^i(t) = \tilde{\eta}(1 + \theta_0^i)e^{rt}$, which implies $\frac{d\tilde{q}_0^i(t)}{d\theta_0^i} = \frac{d\tilde{\eta}}{d\theta_0^i}(1 + \theta_0^i)e^{rt} + \tilde{\eta}e^{rt}$.

Integrating over the horizon with $\int_0^{+\infty}\tilde{s}_0^i(t)dt = S_0^i$, where S_0^i is given so that $\int_0^{+\infty}\frac{\tilde{s}_0^i(t)}{d\theta_0^i}dt = 0$, and denoting by $\tilde{X}_0^i \equiv \int_0^{+\infty}\tilde{x}_0^i(t)dt$ the equilibrium cumulative oil consumption of country i , which implies $\int_0^{+\infty}\frac{d\tilde{x}_0^i(t)}{d\theta_0^i}dt = \frac{d\tilde{X}_0^i}{d\theta_0^i}$, the condition yields $\theta_0^{i*}\lambda^i\tilde{\eta}\frac{d\tilde{X}_0^i}{d\theta_0^i} = (1 - \lambda^i)\left(\tilde{\eta}\tilde{X}_0^i + \theta_0^{i*}\frac{d\tilde{\eta}}{d\theta_0^i}\tilde{X}_0^i\right) + \Omega^{i'}(\cdot)\frac{d\tilde{X}_0^i}{d\theta_0^i} + \frac{d\tilde{\eta}}{d\theta_0^i}\left(\tilde{X}_0^i - S_0^i\right)$; rearranging gives the following necessary condition for the optimal tax on oil:

$$\theta_0^{i*} = \frac{\lambda^i - 1}{\lambda^i} \frac{\left(1 + \theta_0^{i*}\frac{d\tilde{\eta}}{d\theta_0^i}\frac{1}{\tilde{\eta}}\right)}{\frac{d\tilde{X}_0^i}{d\theta_0^i}\frac{1}{\tilde{X}_0^i}} + \frac{1}{\lambda^i} \frac{\Omega^{i'}(\cdot)}{\tilde{\eta}} + \frac{1}{\lambda^i} \frac{\frac{d\tilde{\eta}}{d\theta_0^i}\frac{1}{\tilde{\eta}}}{\frac{d\tilde{X}_0^i}{d\theta_0^i}\frac{1}{\tilde{X}_0^i}} \left(\tilde{X}_0^i - S_0^i\right). \quad (14)$$

This intermediary expression shows that the determination of the optimal domestic tax depends on its combined effect on both the supply side and the demand side of the economy. Indeed, it involves two crucial elasticities with respect to the domestic tax in country i : on the one hand, the elasticity of the international producer oil price $\frac{d\tilde{\eta}}{d\theta_0^i}\frac{1}{\tilde{\eta}}$; on the other hand, the elasticity of the long-run cumulative domestic demand $\frac{d\tilde{X}_0^i}{d\theta_0^i}\frac{1}{\tilde{X}_0^i}$. These elasticities will be derived shortly below to yield an insightful tax formula.

The world-oil-market clearing condition

$$\int_0^{+\infty} \sum_{k=1}^n D_0^k(\tilde{\eta}(1 + \theta_0^k)e^{rt}) dt = \sum_{k=1}^n S_0^k \quad (15)$$

implicitly determines the equilibrium present-value producer price of oil $\tilde{\eta}$ as a function of oil taxes.

The right-hand side of this equality consists of fixed endowments; by differentiation with respect to θ_0^i , 15 yields the effect of country i 's tax on the world present-value producer price of oil, i.e. the elasticity $\frac{d\tilde{\eta}}{d\theta_0^i}\frac{1}{\tilde{\eta}} = \frac{-\int_0^{+\infty} D_0^{i'}(\cdot)e^{rt} dt}{\sum_{k=1}^n \int_0^{+\infty} (1 + \theta_0^k) D_0^{k'}(\cdot)e^{rt} dt}$, which can be rewritten as follows:

$$\frac{d\tilde{\eta}}{d\theta_0^i}\frac{1}{\tilde{\eta}} = \frac{-1}{(1 + \theta_0^i)} \frac{\tilde{X}_0^i \tilde{\xi}_0^i}{\sum_{k=1}^n \tilde{X}_0^k \tilde{\xi}_0^k} \leq 0, \quad (16)$$

where $\tilde{\xi}_0^i \equiv \frac{\tilde{q}_0^i(0) \frac{d\tilde{X}_0^i}{dq_0^i(0)}}{\tilde{X}_0^i} = \frac{\tilde{\eta}(1+\theta_0^i) \int_0^{+\infty} D_0^{i'}(\cdot) e^{rt} dt}{\tilde{X}_0^i}$ is the elasticity of total cumulative demand for oil in country i , that we define as the long-run elasticity of the cumulative oil demand to the present-value consumer price, evaluated at the equilibrium allocation. Note that, in the isoelastic case, it is exactly equal to the demand-flow elasticity $\varepsilon_0^i \equiv \frac{D_0^{i'}(\cdot) q_0^i}{x_0^i}$ previously defined.

Since the present-value equilibrium consumer price of oil in country i is $\tilde{q}_0^i(0) = \tilde{\eta}(1 + \theta_0^i)$, it follows by differentiation with respect to θ_0^i and by use of (16) that

$$\frac{d\tilde{q}_0^i(0)}{d\theta_0^i} \frac{1}{\tilde{q}_0^i(0)} = \frac{1}{(1 + \theta_0^i)} \frac{\sum_{k=1, k \neq i}^n \tilde{X}_0^k \tilde{\xi}_0^k}{\sum_{k=1}^n \tilde{X}_0^k \tilde{\xi}_0^k} \geq 0. \quad (17)$$

In turn, the definition $\tilde{X}_0^i = \int_0^{+\infty} D_0^i(\tilde{q}_0^i(0) e^{rt}) dt$ implies

$$\frac{d\tilde{X}_0^i}{d\theta_0^i} \frac{1}{\tilde{X}_0^i} = \tilde{\xi}_0^i \frac{d\tilde{q}_0^i(0)}{d\theta_0^i} \frac{1}{\tilde{q}_0^i(0)} \leq 0. \quad (18)$$

Finally, substituting these elasticities into (14) and simplifying yield the following expression for the optimal tax on oil in country i :

$$\theta_0^{i*} = \frac{\lambda^i - 1}{\lambda^i} \left(\frac{\sum_{k=1}^n \tilde{X}_0^k \tilde{\xi}_0^k}{\sum_{k=1, k \neq i}^n \tilde{X}_0^k \tilde{\xi}_0^k} + \theta_0^{i*} \right) \left(\frac{1}{-\tilde{\xi}_0^i} \right) + \frac{1}{\lambda^i} \left(\frac{\Omega^{i'}(\cdot)}{\tilde{\eta}} \right) + \frac{1}{\lambda^i} \left(\frac{\tilde{X}_0^i - S_0^i}{\sum_{k=1, k \neq i}^n -\tilde{X}_0^k \tilde{\xi}_0^k} \right). \quad (19)$$

Although apparently complex, this formula brings up simple insights. It easily connects with well-known results on Ramsey taxation, on Pigovian taxation, on the taxation of non-renewable resources and on optimum tariffs.

Unlike for conventional goods, the optimal tax rate on domestic oil consumption consists of three terms.

The first term on the right-hand side of equation (19) extends Ramsey's standard inverse-elasticity tax to the case of a traded commodity whose international producer price depends on domestic taxes. Ramsey's rule is often derived for a given producer price, as is the case in infinite-supply-elasticity conventional sectors $j = 1, \dots, m$, where $\tilde{p}_j = c_j$. Then, it takes the form given by expression (13). In contrast, in the case of oil,

(16) shows how domestic taxes affect the oil producer price $\tilde{\eta}$. That is why the Ramsey tax to be applied to oil consumption differs from the traditional formula. Precisely, the first term on the right-hand side of (19) only differs from the standard expression (13) by the intervention of the ratio $\frac{\sum_{k=1}^n \tilde{X}_0^k \tilde{\xi}_0^k}{\sum_{k=1, k \neq i}^n \tilde{X}_0^k \tilde{\xi}_0^k}$ which exceeds unity. When country i is extremely small so that its oil tax base \tilde{X}_0^i is negligible, its tax has no longer any effect, as shown by (16) with $\tilde{X}_0^i = 0$. Thus, the ratio $\frac{\sum_{k=1}^n \tilde{X}_0^k \tilde{\xi}_0^k}{\sum_{k=1, k \neq i}^n \tilde{X}_0^k \tilde{\xi}_0^k}$ reduces to unity and the Ramsey term takes the usual formulation (13). In either case, the Ramsey component of Formula (19) captures the necessity for country i to raise revenues.

When the revenue constraint (5) is not binding in country i , λ^i takes a unitary value. In such context, country i 's government does not impose any distortions to its economy. Like the inverse-elasticity tax (13) to be applied on regular commodities, the first Ramsey term of (19) vanishes and the oil tax reduces to its second and third components. With $\lambda^i = 1$, the second term clearly turns out to be an ad valorem Pigovian tax set in such a way as to internalize marginal damages.

Also in the context where $\lambda^i = 1$, the third term reduces to $\frac{\tilde{X}_0^i - S_0^i}{\sum_{k=1, k \neq i}^n -\tilde{X}_0^k \tilde{\xi}_0^k}$, which, to some notational changes, is formally identical to Bergstrom's (1982) optimum tax.¹⁹ As explained in the introduction, Bergstrom's tax captures optimum-tariff arguments applying to a domestic consumption tax instrument. Its properties are in line with the predictions of the optimum-tariff theory. First, optimum-tariff arguments do not apply on infinite-supply-elasticity markets. The Hotellian assumption that long-run reserves are fixed implies that the long-run supply of oil has a zero elasticity. Thus the denominator of the third term can be rewritten as $0 - \sum_{k=1, k \neq i}^n \tilde{X}_0^k \tilde{\xi}_0^k$ and so turns out to be the elasticity of the residual supply to be met by country i 's demand. When global supply is perfectly elastic, as is the case in regular sectors $j = 1, \dots, m$, the elasticity of residual supply also takes an infinite value. This is why the third term in (19) has no counterpart in (13). Second, optimum-tariff arguments do not apply to extremely small countries.

¹⁹Expression (32), page 198.

Were country i 's cumulative consumption \tilde{X}_0^i and production S_0^i both negligible, the third term in (19) would disappear. The distinction between the conventional static treatment of the optimum-tariff theory and our dynamic setting highlights that relevant quantities are long-run cumulative ones, hence emphasizing the role of countries' long-run position vis-à-vis the oil market.

In the sequel, we term this third component the optimum-tariff component of the domestic tax on oil consumption. From country i 's perspective, this term should also be interpreted as a corrective tax as it participates to country i 's welfare maximization even in the absence of revenue constraint. In Boadway et al.'s (1973) words, "domestic commodity taxes *introduce* a distortion while optimum tariffs *eliminate* a distortion" (p. 397, their italics). Once the mechanism by which a domestic tax takes the dimension of a tariff (Friedlander and Vanderdorpe, 1968) is understood, the same remark applies to the third term in (19).

If the Pigovian and optimum-tariff tax components (respectively second and third terms on the right-hand side of (19)), computed for $\lambda^i = 1$, were raising a fiscal amount equal to or greater than $R^i(0)$, a unitary value for λ^i would indeed be compatible with the problem of country i 's government; in that context, the latter would impose distortions neither on regular sectors, nor on the oil sector. Indeed, keeping in mind from Boadway et al.'s remark that the Pareto-improving tariff dimension of the commodity tax is corrective in a similar way to a Pigovian tax, the following observation by Sandmo (1976, p. 38) applies to our problem: "taxation need not be distortionary by the standard of Pareto optimality. But it seems definitely sensible to admit the unrealism of the assumption that the public sector can raise all its revenue from neutral or Pigovian taxes, and once we admit this we face the second-best problem of making the best of a necessarily distortionary tax system. This is the problem with which the optimal tax literature is mainly concerned." The remark is all the more relevant today, after the recent crisis clearly indicated that governments' constraints to secure public revenues are binding so that they are bound to rely on distortionary commodity taxation.

In the second-best problem where λ^i exceeds unity, all three tax components in (19)

are in general non-zero. Furthermore, λ^i now intervenes into the corrective terms. This is similar to Sandmo's (1975) famous contribution on optimum commodity taxation with externality-generating goods: corrective tax components should be discounted by the cost of public funds because of their combination with the distortion-inducing constraint of raising further revenues.

To sum up, the analysis of this section has shown that in general, countries' optimal tax on oil consumption not only consist of a Ramsey revenue-raising component and of a Pigovian externality-correcting component, but also of a separable optimum-tariff component. For our purpose, the latter is the term of main interest as it captures the optimum-tariff arguments, highlighted by the theoretical resource economics literature, and hitherto largely ignored by the existing empirical studies on the issue of oil products taxation. Because the supply of oil is bound not to be elastic in the long-run, this term arises to reflect countries strategic interests, even absent any revenue constraint and environmental objective. In general, it is discounted by the necessity to raise commodity-tax revenues. Its most fundamental part depends on the long-run cumulative net imports $\tilde{X}_0^i - S_0^i$ and on the elasticity of the residual supply faced by each country $\sum_{k=1, k \neq i}^n -\tilde{X}_0^k \tilde{\zeta}_0^k$.

On the ground of the above analysis, the following section will compute an optimum-tariff variable so as to measure its ability to explain actual national taxes on a major oil product, gasoline. Even in the presence of other relevant factors, this variable will be shown to play a critical role in explaining gasoline taxation.

3. AN EMPIRICAL ANALYSIS OF THE DETERMINANTS OF GASOLINE TAXATION

Gasoline is the most important oil product and is mostly consumed by individuals; as such, gasoline taxes provide an ideal measure of oil products' final-consumption taxation level. There is another practical consideration: the availability of data on gasoline retail prices at a relatively large scale allows the computation of national taxes/subsidies on gasoline consumption.

Remind that Formula (19) of the previous section predicts national taxes on oil products' consumption to consist of three separable terms, each corresponding to one taxation motive: in order, a Ramsey term, a Pigovian term, and an optimum-tariff term.

To explain the international distribution of gasoline taxes, the existing empirical literature has mainly focused on revenue-raising and externality-correction motives for taxation. In the light of our theoretical analysis, this means giving a particular attention to the key factors traditionally thought of as determining the first two terms of Formula (19) – the Ramsey and Pigovian tax components.

This section aims at measuring the explanatory power of the optimum-tariff dimension, as we termed it, of domestic taxation. However, no clear factors have ever been identified as determining the optimum-tariff component of Formula (19). To our purpose, the most direct approach consists in extracting the meaningful part of this theoretical term and to compute it for each country, so as to treat it as an explanatory variable. It is particularly adapted to our objective for mainly two reasons. On the one hand, from the analysis of the previous section, factors of the optimum-tariff component are quantities (domestic consumption and production) also susceptible to affect tax components associated with other taxation motives. On the other hand, this method clearly isolates one single variable as the one of main interest, representing the optimum-tariff dimension of domestic taxation.

The analysis will consist of two steps. We will first consider gasoline taxes and the computed optimum-tariff variable in isolation of other factors. Then, their relationship

will also be examined in a regression analysis where other factors identified as being of importance by the related literature are controlled for.

3.1 Computing gasoline taxes

Transportation and distribution costs represent relatively small parts of gasoline before-tax retail prices. Moreover, a substantial part of those costs are retailing costs and margins from the distribution activity, whose contribution to gasoline prices is very homogeneous across countries. Finally, the cost of transporting oil products, at any stage and at the final stage in particular, includes some fixed parts which make it "practically independent from the distance of transport"; its homogeneous contribution to gasoline retail prices can be considered to be of "minor influence" (GTZ, 2005, p. 68).

For these reasons, the distribution of oil products' final prices is generally thought of as reflecting almost exclusively the distribution of domestic taxes on those products. The difference between final prices and taxes is the international producer price that is, in first approximation, common to all countries. Therefore, any arbitrary estimation of the producer price is suitable to compute domestic taxes, while only implying a negligible loss of information. Following GTZ (2009), the US gasoline retail price (average cost-covering price including industry margin, VAT and US-\$ 0.10 for road funds) "may be considered as the minimum international benchmark for a non-subsidized road transport policy". We thus compute the 2008 gasoline domestic taxes by taking the differences between final gasoline prices and this international benchmark price.²⁰

What matters is that the procedure captures all taxes which are added to the international producer price to determine final consumption prices, regardless of whether they are specific (per unit) or proportional (ad valorem) and whatever the stage at which they are applied.²¹

As this procedure does not give an exact measure of the actual level of taxes applied on gasoline, we compare them with IEA's directly-observed exclusive-of-VAT national

²⁰All data are for unleaded Octane 95 gasoline.

²¹Computed taxes are expressed in per unit terms. Since dividing such taxes by the international producer price common to all countries yields their ad valorem equivalent, both expressions are exactly equivalent as dependent variables.

taxes on gasoline in OECD-member countries (IEA, 2008). The comparison of taxes computed as above from the final prices given by GTZ (2009) with IEA’s taxes on the OECD subgroup of our sample shows that the ordering of countries according to their taxes is the same for either tax measure.²²

After selecting countries according to the availability of data for the variables considered in this section, our sample not only consists of all OECD countries, but also of all OPEC countries and of Brazil, Russia, India and China, among others (97 countries overall).

On this large sample, taxes on gasoline are very heterogenous. They range from the negative US-\$ -0.54 per liter in Venezuela to as high as US-\$ 1.39 per liter in Hong Kong. Other subsidizing countries (having negative tax rates) include Algeria, Angola, Irak, Iran, Kuwait, Libya, Saudi Arabia and United Arab Emirates. Countries with relatively high taxes on gasoline include most of developed countries.

3.2 The optimum-tariff variable and gasoline taxes

According to Formula (19), the optimum-tariff dimension of optimal taxes on exhaustible-resource products lies in its last term on the right: $\frac{1}{\tilde{\lambda}^i} \left(\tilde{X}_0^i - S_0^i \right) / \sum_{k=1, k \neq i}^n -\tilde{X}_0^k \tilde{\xi}_0^k$. Computing a variable that captures this dimension implies making necessary pragmatic choices. In this respect, it is important to rely on the theoretical analysis of the previous section.

First, while the optimum-tariff term inversely depends on the cost of public funds λ_i prevailing in each country, it should be clear from the analysis of Section 2 that the intervention of λ_i stems from the combination of the optimum-tariff dimension of domestic taxation with other taxation motives. Specifically, absent any binding revenue-collection commitment, λ_i would take a unitary value, as in Bergstrom (1982). It follows that the term $\left(\tilde{X}_0^i - S_0^i \right) / \sum_{k=1, k \neq i}^n -\tilde{X}_0^k \tilde{\xi}_0^k$ is fully capturing the optimum-tariff dimension we aim at isolating out.

²²Spearman’s rank correlation coefficient between taxes computed from GTZ’s 2008 prices for unleaded Octane 95 gasoline and IEA’s 2008 exclusive-of-VAT taxes on the same product is 0.81. Moreover, the null hypothesis that the two distributions are independent can be rejected with a risk of error of 1%.

Second, the optimum-tariff component in any country i 's tax depends on the elasticity of demand in all other countries. Although those elasticities can be computed for some countries, limits on data availability would entail too high a cost in terms of the size of our sample. Following Bergstrom (1982) in his simulations, we assume here that domestic demands are isoelastic and identical across countries. Hence, demand elasticity evenly contributes to the optimum-tariff component of all countries; we are left with the country-specific part of it, $(\tilde{X}_0^i - S_0^i) / \sum_{k=1, k \neq i}^n -\tilde{X}_0^k$. In the latter expression for any country i , the denominator is the rest-of-the-world's cumulative gasoline consumption. To the notable exception of the United States, countries' domestic consumption of gasoline is often small relative to world consumption; we assume the denominator to be common to all countries. We are left with long-run cumulative net imports, that is the difference between long-run cumulative domestic consumption and production,

$$\tilde{X}_0^i - S_0^i, \tag{20}$$

which turns out to be the fundamental part of the optimum-tariff component of the tax.

The analysis of this term yields two immediate predictions regarding the tax-setting behavior of countries, respectively having to do with the sign and the magnitude of the optimum-tariff dimension of oil taxes. First, it predicts that the balance between cumulative quantities consumed and produced in equilibrium over the horizon determines whether the tariff component of the tax is positive or negative. If the equilibrium cumulative consumption of one country is larger than its cumulative supply (i.e. the country is a net cumulative importer), the tariff term (20) positively contributes to its domestic tax and vice versa. Secondly, the absolute-value magnitude of this term for one country is all the higher, the greater the absolute value of cumulative net imports of this country over the horizon. Thus, large net importers are expected to set higher taxes than otherwise similar countries with lower net imports or with greater net exports.

A comparison of gasoline taxes in top-importing and top-exporting countries gives a first indication that the sign of those taxes often coincides with the sign of the theoretical tariff component: all countries among the top-ten importers set positive taxes whereas

7 out of the 10 top exporters subsidize the domestic use of gasoline (Table 1).

Table 1: Top exporters and importers of oil

Rank	(1)		(2)	
	Exporters	Tax	Importers	Tax
1	Saudi Arabia	-0.40	The United States	0.00
2	Russia	0.33	Japan	0.86
3	United Arab Emirates	-0.11	China	0.43
4	Iran	-0.46	Germany	1.00
5	Kuwait	-0.32	South Korea	0.95
6	Norway	1.07	India	0.53
7	Angola	-0.03	France	0.96
8	Venezuela	-0.54	Spain	0.67
9	Algeria	-0.22	Italy	1.01
10	Nigeria	0.03	Taiwan	0.38

For columns (1) and (2), data is taken from EIA. Taxes are in US-\$ per liter.

Further comparison of actual domestic gasoline taxes with the theoretical optimum-tariff component requires computing the latter. In what follows, we discuss the theoretical quantities in (20) and the theoretical time horizon over which they are cumulated to determine what should be their empirical counterparts.

The theoretical model of Section 2 does not make any distinction between the raw resource as it is extracted and the retailed oil product which is transformed from it. This simplification is usually made on the ground that transformation processes are linear so that it can be seen as a matter of normalization. Had we modeled the transformation stage under conditions of competition, flows relative to the intermediate transformation industry would have disappeared from formulas. Therefore, the relevant supply quantity is that of the extracted resource to which the rent is attached, while the relevant consumption quantity is the normalized quantity of transformed oil products. EIA production and consumption data appropriately comprise petroleum production and the consumption of all oil products derived from it.

This simplification follows Bergstrom (1982) who noted that regardless of the oil product for which we aim at computing the theoretical tax, "the numbers needed in order to make such estimates are the shares of the world's total oil consumption consumed and produced in the country of interest" (p. 199). On the other hand, the simplification is without loss of generality only when the resource has a single transformed derivative.

Gasoline is the most important, although not exclusive, of several oil products. The resulting approximation arises from the obvious difference between the theoretical tax base which covers all oil products and the tax base to which a gasoline tax is applied. Bergstrom’s suggestion can be justified on the ground that gasoline taxation is very representative of the way countries tax other oil products. For instance, we find that the relation between taxes on diesel and taxes on gasoline can be considered to be monotonically increasing.²³

As concerns cumulative quantities \tilde{X}_0^i and S_0^i in expressions (20) and (19), they are estimated over the entire theoretical horizon. Such variables aim at capturing the respective *long-term* position of countries on the oil market. Hence, its relevant empirical counterpart is a sufficiently long past interval of time. We proxy cumulative consumed and supplied quantities in equilibrium by the cumulative amounts consumed and supplied for as far back in history as possible, i.e. since 1980.

In the following we will denote the variable which represents the optimum-tariff dimension of the domestic tax on gasoline in country i by $Opt.Tariff_i$; we define it in the following fashion, which measures the difference between long-term cumulative consumption and production, in relative terms. It conserves all sign and monotonicity properties of expression (20):

$$Opt.Tariff_i \equiv \ln\left(1 + \sum_{t=1980}^{2007} \tilde{x}_0^i(t)\right) - \ln\left(1 + \sum_{t=1980}^{2007} \tilde{s}_0^i(t)\right), \quad (21)$$

where $\tilde{x}_0^i(t)$ and $\tilde{s}_0^i(t)$ are respectively domestic oil consumption and production of country i during year t . We thus approximate cumulative quantities of (20) by $\tilde{X}_0^i \simeq \sum_{t=1980}^{2007} \tilde{x}_0^i(t)$ and $S_0^i \simeq \sum_{t=1980}^{2007} \tilde{s}_0^i(t)$.

The exclusion of year 2008 is made to mitigate any potential endogeneity of consumption terms to the 2008 tax.

Plotting these computed values against the actual tax rates clearly shows a positive relationship (Figure 1). Countries with a higher optimum-tariff component set higher

²³Specifically on our sample, Spearman correlation coefficient between the two variables is 0.89. The null hypothesis that their distributions are independent can be rejected with a risk of error as low as 0.01%. Diesel taxes have been computed from GTZ (2009) data in the same way as gasoline taxes.

taxes and vice versa. The associated correlation coefficient is 0.54.

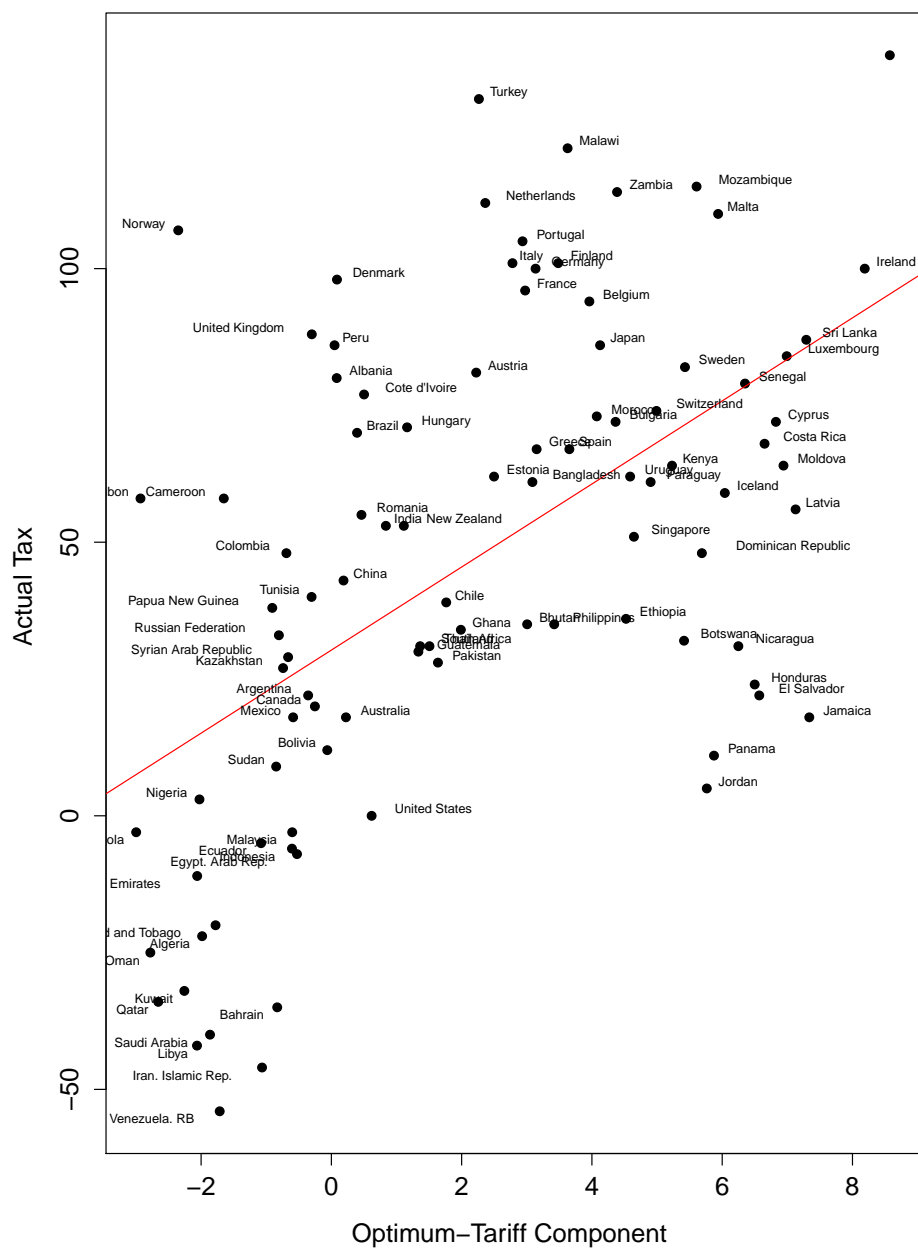


Figure 1: Scatter plot for computed optimum-tariff components and actual taxes

Another view sheds further light on this relationship. Figure 2 shows kernel-estimated densities of actual taxes. Each density is conditional on a value taken by the optimum-tariff variable. All estimated density functions are uni-modal, with a high concentration

around their modes. Thus, countries having a similar optimum-tariff tax component have rather similar taxation patterns. Moreover, the mode associated with each optimum-tariff level is increasing, also showing the positive relationship between this variable and actual taxes. Countries whose optimum-tariff components are very high are concentrated around a very high level of taxation. Countries with very low optimum-tariff components are concentrated around or below the zero-tax level.

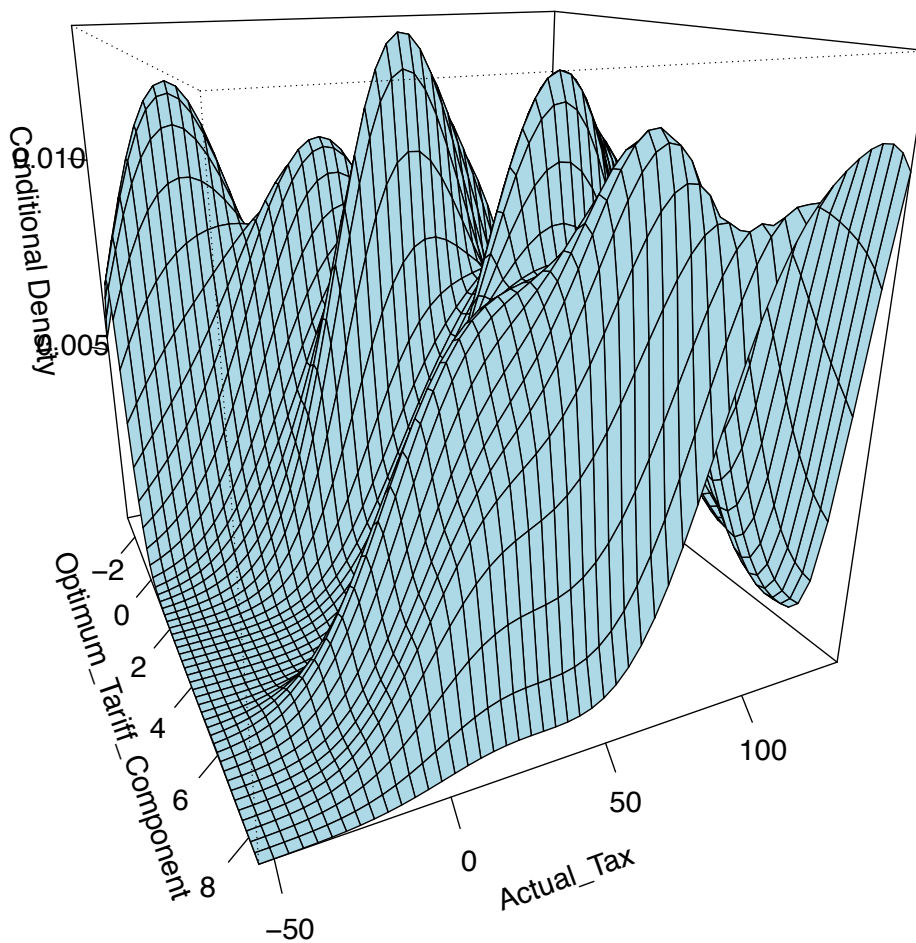


Figure 2: Conditional density

Interestingly, the strong relation between actual taxes and the optimum-tariff variable stems less from the consumption and production components of the latter than from their combination. Taken in isolation, neither cumulative consumption nor cumulative production are related to actual taxes in a way that is comparable with their combination

as per the optimum-tariff variable.²⁴

In the sequel, we address the question of how well the optimum-tariff-component variable we have computed from Section 2 explains domestic gasoline taxes in a regression analysis. The main objective is to confirm the strong relation found when the two variables are taken in isolation by showing that it survives the introduction of the factors considered to be of importance by the existing empirical studies on the topic.

3.3 Regression analysis

Our empirical strategy consists in estimating a model with three sets of explanatory variables. For reference, we will first include key variables thought of as determining the first two terms of Formula (19). For that, we will follow the related empirical literature. We will then further complete the baseline model to integrate other variables found by the latter literature to be of central importance. This way, the baseline model also replicates existing empirical analyses to our data set.

To this model, we will then add the optimum-tariff variable, which is the variable of main interest here. Last, we will introduce additional controls so as to further assess the robustness of the relation between the optimum-tariff variable and the actual taxes.

All explanatory variables are lagged by one year compared to the 2008 tax on gasoline in order to mitigate any potential endogeneity issue. Moreover, the Ramsey (RESET) test as well as the Swilk-Shapiro test for residuals' normality will be applied to all our linear models so as to provide evidence against any specification errors.

3.3.1 Data

From the previous section, we inherit the 2008 domestic taxes on gasoline final consumption, which will be denoted by "*Tax*" in the regression equation. We also inherit the

²⁴In Table 5 of Appendix A, cumulative consumption and cumulative production are respectively denoted by *Cum.Cons* and *Cum.Prod*. To have these variables suitable for comparison with *Opt.Tariff*, they are transformed with the log operator in the same way as per the optimum-tariff variable given by (21). We find that only cumulative production is correlated with actual taxes. The associated correlation coefficient is 0.44 in absolute value, to be compared with the 0.54 correlation coefficient associated with the relation between taxes and the optimum-tariff variable. Their combination as per the optimum-tariff variable thus enhances the relation of cumulative quantities to actual taxes.

computation of the optimum-tariff variable $Opt.Tariff$, which represents the optimum-tariff dimension of taxes.

As our theoretical Section 2 shows with the equilibrium tax Formula (19), domestic taxes on oil products not only consist of an optimum-tariff component, but also of a Ramsey-tax term and of a Pigovian-tax term. Those two components represent the public-finance view adopted by most of the empirical studies on domestic taxation of oil products consumption.

The Ramsey term corresponds to governments' need to raise commodity-tax levies to secure public revenues. While several variables may be suitable to represent how much countries are subject to such needs, the recent crisis highlights that state financial constraints are much related to the level of their indebtedment. In line with Hammar et al. (2004), we thus use the debt-over-GDP ratio (denoted $Debt/GDP$) as representing this taxation motive, at the expense of Rietveld and van Woudenberg's (2005) and Liddle and Lung's (2008) public-expenditure variable, which turned out to be less powerful. All the above studies consistently find that the raising-revenue motive best explains gasoline taxes.

There are several externalities arising from oil use. The two most cited effects are related to pollution emissions, whether they cause global or local damages, and to the risk of local road congestion. Following the literature, we focus on those two external effects. While several pollutants are released from the consumption of gasoline, their emissions must all chemically be proportional to each other. Countries' respective contributions to CO_2 emissions thus equivalently represent emissions of other pollutants, as well as fuel products total consumption – a measure preferred by Hammar et al. (2004). We choose this variable and simply denote it by CO_2 . As far as congestion is concerned, we follow the common practice of using the density of cars, here computed per kilometer of road (variable $Vehicles$). So far, the literature has not found evidence that externality-correction motives are relevant to oil products taxation.

As mentioned in the introduction, there is another famous factor of domestic taxation, having to do with the tax competition between neighboring countries, in the

spirit of Kanbur and Keen (1993). In line with Rietveld and van Woudenberg, we use a weighted average of prices in neighboring countries to represent countries' pressure arising from border tax competition (*Neighborprice*). For each country, the weight attached to each neighbor's gasoline price is taken as the fraction of former's total border length shared with the latter. While Rietveld and van Woudenberg find this variable to be crucial, they also show that its explanatory effect is unconditional on countries' market exposure. On the ground of their finding, and for simplicity, we exclusively include the *Neighborprice* variable to represent border tax competition.

Oil rents accruing from oil production generally provide top oil-producing countries with a substantial source of government revenue that is absent in oil-poor countries. The presence of such rents may enhance the influence of the local oil sector over policy makers, in particular regarding tax decisions. Using a sample including oil-exporting countries, Rietveld and van Woudenberg (2005) have included a dummy variable for OPEC membership to account for the presence of such rents; the variable proved to have a crucial role. As one can anticipate, this variable is susceptible to capture some important aspect of the optimum-tariff variable, at least much of its sign. Not only do we include the same OPEC-membership variable (denoted *OPEC*), but we also consider an index representing the stability of countries' political system to take account of their vulnerability to external influences or lobbying activities (*Polrights*).

The OPEC-membership variable might also capture some distributional objectives which are specific to top oil-producing countries. It has been presumed that such objectives may account for the extraordinarily low level of taxes in those countries which could redistribute part of the oil rents in this fashion. In fact the redistributive dimension of domestic taxes on oil products has been more generally argued to be relevant, regardless of the presence of producer rents (see Cremer et al., 2003, for an application to France). A serious account of these distributional concerns is impossible on a large scale²⁵, but to the extent that inequalities can be expected to magnify them. For this

²⁵Cremer et al.'s (2003) application suggests that such considerations should involve each country's joint distribution of residents' incomes and consumption patterns, as well as a measure of its inequality aversion.

reason, we include the Gini coefficient (variable *Gini*), the most standard measure of income inequality. Last, we include GDP per capita (denoted *GDP* for simplicity) to capture tax differences arising from any kind of income effects.

Appendix A gives a more accurate description of the data, provides summary statistics on all variables (Table 4) and shows their pairwise correlation coefficients (Table 5); no multicollinearity issues are detected.

3.3.2 Regression equations

To show how robust the relation between the optimum-tariff variable and actual domestic gasoline taxes is, we further consider it in the following regression analysis.

A regression equation is extended step by step so as to identify the respective explanatory contribution of several sets of exogenous variables. As a reference, we first isolate out the main variables considered to be of importance by the existing literature. We then include the variable of main interest: the optimum-tariff variable. Last, we include several other control variables.

Formally, the complete regression equation writes

$$Tax_i = \alpha + \beta X'_i + \gamma Opt.Tariff_i + \delta Z'_i + \varepsilon_i, \quad (22)$$

where *Tax* is the variable to be explained, *X* the vector of baseline variables (*Debt/GPD*, *CO₂*, *Vehicles*, *Neighborprice* and *OPEC*), *Opt.Tariff* the optimum-tariff variable of interest, and *Z* a vector consisting of additional controls (*Gini*, *Polrights* and *GDP*). Moreover, α is a scalar and β , γ and δ are vectors of coefficients of the relevant dimension.

All models are estimated in STATA by the method of least squares with (Huber-White) heteroskedasticity-consistent standard errors. To all regressions are applied the Ramsey (RESET) test for specification errors (variables omission, functional forms misspecification, and correlation between exogenous variables and errors) as well as the Shapiro-Wilk test for residuals' normality.

3.3.3 Results

Table 2 shows the estimation results of the main models.

Table 2: Regression results

	(1)	(2)	(3)	(4)
Debt/GDP	0.36** (0.15)	0.15 (0.15)	0.11 (0.14)	0.094 (0.12)
CO ₂	-0.0000041 (0.0000035)	-0.0000048 (0.0000030)	-0.0000025 (0.0000031)	-0.0000021 (0.0000045)
vehicles	-0.063 (0.076)	0.041 (0.057)	0.031 (0.048)	0.0014 (0.056)
Neighborprice		0.15* (0.087)	0.100 (0.080)	0.074 (0.078)
OPEC		-80.1*** (9.60)	-61.1*** (11.1)	-53.8*** (11.8)
Opt. Tariff			4.22*** (1.42)	3.43** (1.40)
Polrights				-4.01** (1.88)
GDP				0.00012 (0.00022)
Gini				-0.60* (0.32)
α	35.2*** (8.55)	34.9** (13.8)	29.9** (12.7)	69.4*** (20.7)
<i>N</i>	97	97	97	97
<i>Adj.R</i> ²	0.043	0.35	0.41	0.37
RESET	0.16	0.77	0.15	0.33
Swilk	0.70	0.80	0.82	0.56

Standard errors are given in parentheses below coefficient estimates.

Models are estimated with least squares using STATA.

Heteroscedasticity-robust standard errors are used.

* $p < 0.1$, ** $p < 0.05$, *** $p < 0.01$

Baseline models

The estimation of the baseline model, which excludes the optimum-tariff variable, is decomposed as per Columns (1) and (2). This decomposition isolates the variables associated with revenue-raising and corrective motives of taxation in Column (1). It shows that absent the *Neighborprice* and the *OPEC* variables, the coefficient associated with *Debt/GDP* is significantly different from zero at the 5% level. This is consistent with the common finding that the revenue-raising motive best explains taxes on oil

products. When the *Neighborprice* variable and the *OPEC* dummy are included in Column (2) however, we find that the role of *Debt/GDP* completely vanishes. Also in line with previous findings, the effects of the two variables capturing Pigovian taxation motives (respectively *CO₂* and *Vehicles*) are statistically insignificant and sometimes take the unexpected sign.

Results in Column (2) also consolidate some previous findings. First, the coefficient associated with *Neighborprice* turns out to be significantly different from zero (10% significance level), which suggests border tax competition to play some role. Second, the OPEC-membership variable has a substantial, negative and statistically significant (1% level) impact on domestic taxes. Moreover, the inclusion of these two variables drastically improves the variance explained by the model. As suggested earlier, the OPEC-membership variable partly captures the sign dimension of the optimum-tariff variable.

Introducing the optimum-tariff variable

The optimum-tariff variable is included in Column (3). Despite the *OPEC* variable, *Opt.Tariff* proves to have a statistically significant impact on domestic taxes (1% significance level). Accordingly, it further increases the explanatory power of the model. The finding confirms the strong relation between taxes and the optimum-tariff variable and supports the hypothesis that the optimum-tariff dimension of domestic taxes importantly contributes to explain the distribution of domestic taxes on oil products.

While OPEC-membership retains its crucial role, the magnitude of its impact is markedly reduced at the *Opt.Tariff*'s introduction. The remark validates our intuition that the *OPEC* dummy captures some dimension of *Opt.Tariff*.²⁶

Last, the insignificance of *Debt/GDP*, *CO₂* and *Vehicles* survives the introduction of *Opt.Tariff*, while the level at which the effect of *Neighborprice* is significant now exceeds 10%.

²⁶Another model is estimated in Appendix B (See Column (5) of Table 6), which further consolidates the intuition: the exclusion of *OPEC* from the exhaustive model (with all controls) both lowers the level at which the optimum-tariff's effect is significant, and substantially increases the magnitude of this effect.

Additional controls

As Column (4) shows, the significant impacts of both *Opt.Tariff* and *OPEC* hold true even after including our additional controls. Among them, *Polrights* turns out to have a significant negative effect (5% level). The coefficient associated with the Gini index is found to be significantly different from zero (10% level). Its negative sign gives some ground to the view that intra-country inequalities negatively affect domestic taxes applied on the consumption of oil products. The exhaustive model of Column (4) is consistent with the model of Column (3) regarding the insignificance of *Debt/GDP*, *CO₂*, *Vehicles* and *Neighborprice*.

Overall, the additional controls are found to complement rather than to compete with the most important factors identified in Column (3).

4. CONCLUSION

Although famous and initially very influential, the old optimum-tariff theory had not received empirical support until recently. In their major contribution, Broda, Limão and Weinstein (2008, p. 2032) pointed at this lack of evidence and challenged the controversial status of the theory by first showing the relevance of its basic predictions. Prior to World Trade Organization membership, as they find, countries were setting significantly higher import tariffs on inelastically-supplied imports, the tariff variation being better explained by countries' market power.

Our contribution is not about tariffs *stricto sensu*, but about all domestic taxes that are added (deducted) to (from) the international producer price of oil products. Still it sharply connects with optimum-tariff arguments. On low-supply-elasticity markets, the optimum-tariff theory has implications even when countries are subject to current restrictions on tariff decisions (Friedlander and Vanderdorpe, 1968; Dornbusch, 1971; Keen, 2002). In such contexts, while domestic taxes may still pursue revenue-raising or corrective objectives, they further acquire an optimum-tariff dimension.

The non-renewable character of oil implies a long-run supply inelasticity. According to the theory, taxes on oil derivatives should acquire an optimum-tariff dimension, magnified by the fixity of reserves. Hence, forces at work in many theoretical contributions on the taxation of non-renewable resources are reminiscent of optimum-tariff arguments. Our highly stylized model neatly connects the exhaustible-resource-taxation theoretical literature with the optimum-tariff theory while also integrating ingredients considered to be fundamental by the related empirical literature. From the model's comprehensive results, we have isolated out the optimum-tariff dimension of domestic taxes on oil products. On that ground, we have simulated a variable capturing this dimension and have tested its relation with actual taxes.

This paper first brings evidence of the optimum-tariff dimension of domestic taxes on oil products hitherto completely ignored by the related empirical literature: even after controlling for factors identified by previous contributors as being empirically important

for the taxation of oil products, our results are strongly supportive of the view that the optimum-tariff dimension of those taxes plays a fundamental role.

APPENDICES

A DATA DESCRIPTION

Table 3: Data

Abbreviation	Variable	Motive	Year	Source
Tax	Tax on gasoline: Gasoline retail price minus normal gasoline sales price, in US-\$ Cents		2008	GTZ (2009)
Dieseltax	Tax on diesel: Diesel retail price minus normal diesel sales price, in US-\$ Cents		2008	GTZ (2009)
Opt.Tariff	Optimum-tariff component: Computed from historical crude oil consumption and supply data	Optimum tariff	1980- 2007	EIA
Debt/GDP	Debt (% of GDP)	Revenue raising	2007	CIA Factbook (2008)
Vehicles	Vehicles per km roadway	Congestion	2007 or most recent	World Bank and other sources
CO ₂	CO ₂ emissions in kt	Pollution	2007	World Bank
Neighborprice	Average price in neighboring countries: weighted averaged gasoline retail prices in neighboring countries where the weights are determined by the length of adjacent borders, in US-\$ Cents		2008	GTZ (2009) and CIA Factbook (2009)
OPEC	Dummy variable for OPEC membership			
GDP	GDP per capita, PPP corrected (constant 2005 international \$)	Control	2007	World Bank
Polrights	Political rights indicator, discretely coded with categories from 1 to 7; 1 representing the most free and 7 representing the least free country	Control	2007	Freedom in the World Survey (2008), The Heritage Foundation
Gini	Gini index	Control	2007 or most recent	CIA Factbook (2008), World Bank and Global Peace Index
Cum.Cons	$\sum_{t=1980}^{2007} \tilde{x}_0^i(t)$: cumulative consumption of petroleum products for country i		1980-2007	EIA
Cum.Prod	$\sum_{t=1980}^{2007} \tilde{s}_0^i(t)$: cumulative crude oil production for country i		1980-2007	EIA

Notes on the data:

- Fuel prices refer to the pump prices of the most widely sold grade of gasoline. Prices have been converted from the local currency to US-\$. The difference between the observed gasoline price at gas stations and the "normal gasoline sales price" (see GTZ) is used as proxy for the tax on gasoline.
- Consumption and supply: data exclusively on gasoline are not available. Some countries underwent geopolitical changes during the period 1980-2007 (Germany and the UDSSR). Consumed and supplied quantities were calculated for those regions as follows.

– Germany: sum of East and West Germany for the years 1980-1990.

- UDSSR: Estonia, Kazakhstan, Latvia, Moldova and Russia. Consumed and supplied quantities are extrapolated backwards for the years 1980-1991. The extrapolation is based on a ratio computed from the production/consumption in each country in the year before the fall of the UDSSR (1992) over the fraction of total consumption/production of the UDSSR in its last year (1991).
- Total oil supply: some countries reported a negative number for supply. This is due to a refinery loss; oil supply data are made up of four components: crude oil (including lease condensate), natural gas plant liquids, other liquids, and refinery processing gain (loss). Some countries do not have any domestic oil production, but might have refinery gain (loss). Countries with a negative number report a refinery loss. As these numbers are very low; they are set to zero.²⁷
- Total consumption of oil products: the sum of all petroleum products supplied and of crude oil burned directly. For each petroleum product, the amount supplied is calculated by adding production, imports and net withdrawals from primary stocks, and subtracting exports.
- Vehicles per km roadway: this variable was computed as follows. Motor vehicles per 1000 people from World Bank database (use most recent value). Motor vehicles include cars, buses, and freight vehicles but do not include two-wheelers. The total number of motor vehicles is calculated using population data from the World Bank. Data on km motorway is taken from the CIA Factbook (2008).
- Political rights indicator: edition 2008 provides data for year 2007.
- Gini index: most of the data are reported by the CIA Factbook (2008). Countries not covered by this data source were filled with data from the World Bank (e.g. Bhutan, Gabon, Qatar, Syrian Arab Republic and Trinidad and Tobago) and the Global Peace Index (e.g. Bahrain, Libya, Kuwait, Oman, Saudi Arabia, Sudan, United Arab Emirates), respectively.
- Neighborprice: it is in country i is the weighted average of gasoline prices in countries bordering country i . The weight attached to any neighboring country j corresponds to the fraction of total border length shared between country i and country j .

Table 4: Summary statistics

Variable	Mean	Std. Dev.
Tax	46	44
Dieseltax	16	46
Opt.Tariff	2	3
Debt/GDP	43	30
CO ₂	279097	913585
Vehicles	52	67
Neighborprice	89	49
OPEC	0.11	0.32
Polrights	3	2
GDP	17200	16417
Gini	40.3	10.0
Cum.Cons	8.3	1.8
Cum.Prod	6.1	4.0
N	97	

²⁷Refinery processing loss: the volumetric amount by which total refinery output is less than input for a given period of time. This difference is due to the processing of crude oil into products which, in total, have a higher specific gravity than the crude oil processed.

Table 5: Cross-correlation table

Variables	Tax	Dieseltax	Opt.Tariff	Debt/GDP	CO ₂	Vehicles	Neighborprice	OPEC	Polrights	Gini	GDP	Cum.Cons	Cum.Prod
Tax	1.000												
Dieseltax	0.894 (0.000)	1.000											
Opt.Tariff	0.538 (0.000)	0.496 (0.000)	1.000										
Debt/GDP	0.239 (0.018)	0.189 (0.064)	0.198 (0.052)	1.000									
CO ₂	-0.075 (0.466)	-0.004 (0.972)	-0.138 (0.176)	0.021 (0.837)	1.000								
Vehicles	-0.092 (0.369)	-0.100 (0.329)	-0.073 (0.478)	-0.004 (0.970)	-0.050 (0.626)	1.000							
Neighborprice	0.117 (0.253)	0.156 (0.128)	0.132 (0.198)	-0.286 (0.005)	-0.030 (0.768)	-0.131 (0.200)	1.000						
OPEC	-0.588 (0.000)	-0.522 (0.000)	-0.469 (0.000)	-0.319 (0.001)	-0.051 (0.623)	0.240 (0.018)	0.017 (0.867)	1.000					
Polrights	-0.509 (0.000)	-0.612 (0.000)	-0.463 (0.000)	-0.113 (0.272)	0.067 (0.513)	0.055 (0.594)	-0.111 (0.278)	0.394 (0.000)	1.000				
Gini	-0.194 (0.057)	-0.300 (0.003)	0.023 (0.823)	-0.059 (0.565)	0.050 (0.628)	-0.106 (0.304)	-0.062 (0.543)	0.011 (0.919)	0.151 (0.140)	1.000			
GDP	0.107 (0.298)	0.198 (0.052)	-0.007 (0.945)	-0.015 (0.884)	0.067 (0.512)	0.483 (0.000)	-0.059 (0.568)	0.136 (0.185)	-0.331 (0.001)	-0.457 (0.000)	1.000		
Cum.Cons	-0.053 (0.606)	0.065 (0.527)	-0.280 (0.006)	0.133 (0.195)	0.510 (0.000)	0.152 (0.138)	-0.074 (0.470)	0.091 (0.377)	-0.141 (0.167)	-0.196 (0.054)	0.308 (0.002)	1.000	
Cum.Prod	-0.444 (0.000)	-0.359 (0.000)	-0.905 (0.000)	-0.096 (0.350)	0.334 (0.001)	0.124 (0.226)	-0.136 (0.184)	0.406 (0.000)	0.299 (0.003)	-0.105 (0.307)	0.142 (0.165)	0.662 (0.000)	1.000

B REGRESSION RESULT

Table 6: Regression results

	(1)	(2)	(3)	(4)	(5)
Debt/GDP	0.36** (0.15)	0.15 (0.15)	0.11 (0.14)	0.094 (0.12)	0.21* (0.12)
CO ₂	-0.0000041 (0.0000035)	-0.0000048 (0.0000030)	-0.0000025 (0.0000031)	-0.0000021 (0.0000045)	0.00000023 (0.0000049)
Vehicles	-0.063 (0.076)	0.041 (0.057)	0.031 (0.048)	0.0014 (0.056)	-0.023 (0.057)
Neighborprice		0.15* (0.087)	0.100 (0.080)	0.074 (0.078)	0.051 (0.082)
OPEC		-80.1*** (9.60)	-61.1*** (11.1)	-53.8*** (11.8)	
Opt. Tariff			4.22*** (1.42)	3.43** (1.40)	5.11*** (1.40)
Polrights				-4.01** (1.88)	-6.50*** (1.98)
GDP				0.00012 (0.00022)	-0.00013 (0.00022)
Gini				-0.60* (0.32)	-0.75** (0.33)
α	35.2*** (8.55)	34.9** (13.8)	29.9** (12.7)	69.4*** (20.7)	75.7*** (20.6)
N	97	97	97	97	97
$Adj.R^2$	0.043	0.35	0.41	0.46	0.37
RESET	0.16	0.77	0.15	0.33	0.33
Swilk	0.70	0.80	0.82	0.69	0.56

Standard errors in parentheses

* $p < 0.1$, ** $p < 0.05$, *** $p < 0.01$

Columns (1)-(4) are equivalent to those of Table 2; in Table B, they are completed with Column (5). This column presents the estimation results for the exhaustive model of Section 3, exclusive of the dummy variable for OPEC membership (*OPEC*).

The main conclusion from these results concerns the effect of the exclusion of *OPEC* on the role of *Opt.Tariff*. It has been drawn in Section 3. It is also worth commenting on its effect on the role of *Polrights* and *Gini*. At the exclusion of *OPEC*, both variables turn out to have stronger effects. Moreover, the levels at which their coefficients are significantly different from zero is reduced.

REFERENCES

- Amundsen, E.S., and R. Schöb (1999), "Environmental Taxes on Exhaustible Resources", *European Journal of Political Economy*, 15, 311-329.
- Atkinson, A.B., and J.E. Stiglitz (1980), *Lectures on Public Economics*, McGraw-Hill, London.
- Baumol, W.J. (1972), "On Taxation and the Control of Externalities", *American Economic Review*, 62: 307-322.
- Baumol, W.J., and D.F. Bradford (1970), "Optimal Departures From Marginal Cost Pricing", *American Economic Review*, 60: 265-283.
- Bergstrom, T.C. (1982), "On Capturing Oil Rents with a National Excise Tax", *American Economic Review*, 72: 194-201.
- Berndt, E.R., and D.O. Wood (1975), "Technology, Prices, and the Derived Demand for Energy", *Review of Economics and Statistics*, 57: 259-268.
- Bickerdike, C.F. (1906), "The Theory of Incipient Taxes", *Economic Journal*, 16: 529-535.
- Bizer, D.S., and C. Stuart (1987), "The Public Finance of a Protective Tariff: The Case of an Oil Import Fee", *American Economic Review*, 77: 1019-1022.
- Boadway, R.W., S. Maital and M. Prachowny (1973), "Optimal Tariffs, Optimal Taxes and Public Goods", *Journal of Public Economics*, 2: 391-403.
- Brander, J., and S. Djajic (1983), "Rent-Extracting Tariffs and the Management of Exhaustible Resources", *Canadian Journal of Economics*, 16, 288-298.
- Bretschger, L., and S. Valente (2010), "Endogenous Growth, Asymmetric Trade and Resource Taxation", CER-ETH Economics Working Paper, 10/132.
- Bretschger, L., and S. Valente (2012), "Endogenous Growth, Asymmetric Trade and Resource Dependence", *Journal of Environmental Economics and Management*, forthcoming.
- Broda, C., N. Limão and D.E. Weinstein (2008), "Optimal Tariffs and Market Power: The Evidence", *American Economic Review*, 98: 2032-2065.
- Chouinard, H., and J.M. Perloff (2004), "Incidence of Federal and State Gasoline Taxes", *Economics Letters*, 83: 55-60.
- Cremer, H., F. Gahvari and N. Ladoux (2003), "Environmental Taxes with Heterogeneous Consumers: An Application to Energy Consumption in France", *Journal of Public Economics*, 87: 2791-2815.
- Dasgupta, P.S., and G.M. Heal (1979), *Economic Theory and Exhaustible Resources*, Cambridge University Press, Cambridge.
- Dasgupta, P.S., and J.E. Stiglitz (1974), "Benefit-Cost Analysis and Trade Policies", *Journal of Political Economy*, 82: 1-33.
- Daubanes, J., and A. Grimaud (2010), "Taxation of a Polluting Non-Renewable Resource in the Heterogeneous World", *Environmental and Resource Economics*, 47: 567-588.

- Daubanes, J., and P. Lasserre (2012), "Optimum Commodity Taxation with a Non-Renewable Resource", CIRANO Working Paper 2012s-04.
- Diamond, P.A., and J.A Mirrlees (1971a), "Optimal Taxation and Public Production I: Production Efficiency", *American Economic Review*, 61: 8-27.
- Diamond, P.A., and J.A Mirrlees (1971b), "Optimal Taxation and Public Production II: Tax Rules", *American Economic Review*, 61: 261-278.
- Dornbusch, R. (1971), "Optimal Commodity and Trade Taxes", *Journal of Political Economy*, 79: 1360-1368.
- Dunkerley F., A. Glazer and S. Proost (2010), "What Drives Gasoline Taxes?", Center of Economic Studies – Discussion Paper ces10.01, Katholieke Universiteit Leuven.
- Friedlander, A.F., and A.L. Vandendorpe (1968), "Excise Taxes and the Gains from Trade", *Journal of Political Economy*, 76: 1058-1068.
- Goel, R.K., and M.A. Nelson (1999), "The Political Economy of Motor-Fuel Taxation", *Energy Journal*, 20: 43-60.
- Graaff, J. de V. (1949-1950), "On Optimum Tariff Structures", *Review of Economic Studies*, 17: 47-59.
- GTZ (2005), "International Fuel Prices 2005", available at <http://www.gtz.de/fuelprices>.
- GTZ (2009), "International Fuel Prices 2009", available at <http://www.gtz.de/fuelprices>.
- Gupta, S., B. Clemens, K. Fletcher and G. Inchauste (2002), "Issues in Domestic Petroleum Pricing in Oil-Producing Countries", IMF Working Paper, 02/140.
- Hammar, H., Å. Löfgren and T.N.S. Sterner (2004), "Political Economy Obstacles to Fuel Taxation", *Energy Journal*, 25: 1-18.
- Hausman, J.A., and W.K. Newey (1995), "Nonparametric Estimation of Exact Consumers' Surplus and Deadweight Loss", *Econometrica*, 63: 1445-1476.
- Hsiao, C., Q. Li and J.S. Racine (2007), "A Consistent Model Specification Test with Mixed Discrete and Continuous Data", *Journal of Econometrics*, 140: 802-826.
- IEA (2008), "Energy Prices and Taxes Statistics", International Energy Agency.
- Johnson, H.G. (1951), "Optimum Welfare and Maximum Revenue Tariffs", *Review of Economic Studies*, 19: 28-35.
- Kanbur, R., and M. Keen (1993), "Jeux Sans Frontières: Tax Competition and Tax Co-ordination when Countries Differ in Size", *American Economic Review*, 83: 877-892.
- Karp, L., and D.M. Newbery (1991), "OPEC and the U.S. Oil Import Tariff", *Economic Journal*, 101: 303-313.
- Keen, M. (2002), "Some International Issues on Commodity Taxation", IMF Working Paper 02/124.
- Krichene, N. (2002), "World Crude Oil and Natural Gas: A Demand and Supply Model", *Energy Economics*, 24: 557-576.

- Ley, E., and J. Boccoardo (2010), "The Taxation of Motor Fuel: International Comparison", World Bank Policy Research Working Paper 5212.
- Liddle, B., and S. Lung (2008), "Why Fuel Prices Differ Revisited: Does Fuel Demand Explain Fuel Taxes in OECD/Democratic Countries?", In: Cabalu, H., and D. Marinova (Eds), *Second International Association for Energy Economics (IAEE) Asian Conference: Energy Security and Economic Development under Environmental Constraints in the Asia-Pacific Region*, Bentley, Curtin University of Technology – John Curtin Institute of Public Policy: 143-163.
- Liski, M., and J.-P. Montero (2011), "On the Exhaustible-Resource Monopsony", mimeo.
- Liski, M., and O. Tahvonen (2004), "Can Carbon Tax Eat OPEC's Rents?", *Journal of Environmental Economics and Management*, 47: 1-12.
- Long, N.V. (2011), "Dynamic Games in the Economics of Natural Resources: A Survey", *Dynamic Games and Applications*, 1: 115-148.
- Mundell, R.A. (1960), "The Pure Theory of International Trade", *American Economic Review*, 50: 67-110.
- Parry, I.W.H., and K.A. Small (2005), "Does Britain or the United States Have the Right Gasoline Tax?", *American Economic Review*, 95: 1276-1289.
- Pigou, A.C. (1912), *Wealth and Welfare*, Macmillan, London.
- Pigou, A.C. (1920), *The Economics of Welfare*, Macmillan, London.
- Pigou, A.C. (1928), *A Study in Public Finance*, Macmillan, London.
- Pindyck, R.S. (1979), *The Structure of World Oil Demand*, MIT Press, Cambridge.
- Ramsey, F.P. (1927), "A Contribution to the Theory of Taxation", *Economic Journal*, 37: 47-61.
- Rietveld, P., and S. van Woudenberg (2005), "Why Fuel Prices Differ", *Energy Economics*, 27: 79-92.
- Robinson, P.M. (1988), "Root-N-Consistent Semiparametric Regression", *Econometrica*, 56: 931-954.
- Rubio, S.J., and L. Escriche (2001), "Strategic Pigouvian Taxation, Stock Externalities and Non-renewable Resources", *Journal of Public Economics*, 79:297-313.
- Sandmo, A. (1975), "Optimal Taxation in the Presence of Externalities", *Swedish Journal of Economics*, 77: 86-98.
- Sandmo, A. (1976), "Optimal Taxation – An Introduction to the Literature", *Journal of Public Economics*, 6: 37-54.
- Strand, J. (2008), "Importer and Producer Petroleum Taxation: A Geo-Political Model", IMF Working Paper, 08/35.
- Wood, S. (2004), "Stable and Efficient Multiple Smoothing Parameter Estimation for Generalized Additive Models", *Journal of the American Statistical Association*, 99: 673-686.

Working Papers of the Center of Economic Research at ETH Zurich

(PDF-files of the Working Papers can be downloaded at www.cer.ethz.ch/research).

- 12/162 C. N. Brunnschweiler, C. Jennings and I. A. MacKenzie
Rebellion against Reason? A Study of Expressive Choice and Strikes
- 12/161 A. Lange and A. Ziegler
Offsetting versus Mitigation Activities to Reduce CO₂ Emissions: A Theoretical and Empirical Analysis for the U.S. and Germany
- 12/160 L. Bretschger and F. Lechthaler
Common Risk Factors and the Macroeconomy: New Evidence from the Japanese Stock Market
- 12/159 H. Gersbach and Q. Oberpriller
Rules vs. Targets: Climate Treaties under Uncertainty
- 12/158 H. Gersbach and O. Ponta
Unraveling Short- and Farsightedness in Politics
- 12/157 A. Bommier and F. Le Grand
Too Risk Averse to Purchase Insurance? A Theoretical Glance at the Annuity Puzzle
- 12/156 I. A. MacKenzie and M. Ohndorf
Restricted Coasean Bargaining
- 11/155 A. Bommier
Life-Cycle Preferences Revisited
- 11/154 C. N. Brunnschweiler and S. Valente
International Partnerships, Foreign Control and Income Levels: Theory and Evidence
- 11/153 R. Ramer
Dynamic Effects and Structural Change under Environmental Regulation in a CGE Model with Endogenous Growth
- 11/152 I. A. MacKenzie and M. Ohndorf
Optimal Monitoring of Credit-based Emissions Trading under Asymmetric Information
- 11/151 J. Daubanes and P. Lasserre
Optimum Commodity Taxation with a Non-Renewable Resource
- 11/150 A. Schäfer and M. T. Schneider
Endogenous Enforcement of Intellectual Property, North-South Trade, and Growth

- 11/149 H. Gersbach and V. Hahn
Inflation Forecast Contracts
- 11/148 D. Schiess and R. Wehrli
Long-Term Growth Driven by a Sequence of General Purpose Technologies
- 11/147 P. F. Peretto and S. Valente
Growth on a Finite Planet: Resources, Technology and Population in the Long Run
- 11/146 H. Gersbach, N. Hummel and R. Winkler
Sustainable Climate Treaties
- 11/145 H. Gersbach and H. Haller
A Human Relations Paradox
- 11/144 L. Bretschger and S. Valente
International Trade and Net Investment: Theory and Evidence
- 11/143 H. Gersbach
Campaigns, Political Mobility, and Communication
- 11/142 J. G. Becker
On the Number of α -Pivotal Players
- 11/141 P. S. Schmidt, U. von Arx, A. Schrimpf, A. F. Wagner and A. Ziegler
On the Construction of Common Size, Value and Momentum Factors in International Stock Markets: A Guide with Applications
- 10/140 L. Leinert
How do unanticipated discoveries of oil fields affect the oil price?
- 10/139 H. Gersbach, M. T. Schneider and O. Schneller
Basic Research, Openness, and Convergence
- 10/138 L. Bretschger and V. Kappel
Market concentration and the likelihood of financial crises
- 10/137 M. T. Schneider and R. Winkler
Growth and Welfare under Endogenous Lifetime
- 10/136 V. Hahn
Sequential Aggregation of Verifiable Information
- 10/135 A. Bommier, M.-L. Leroux and J.-M. Lozachmeur
On the Public Economics of Annuities with Differential Mortality
- 10/134 A. Bommier, A. Chassagnon and F. Le Grand
Comparative Risk Aversion: A Formal Approach with Applications to Saving Behaviors

- 10/133 A. Bommier and B. Villeneuve
Risk Aversion and the Value of Risk to Life
- 10/132 L. Bretschger and S. Valente
Endogenous Growth, Asymmetric Trade and Resource Taxation
- 10/131 H. Gersbach and N. Surulescu
Default Risk in Stochastic Volatility Models
- 10/130 F. Schwark
Economics of Endogenous Technical Change in CGE Models - The Role of Gains from Specialization
- 10/129 L. Bretschger, R. Ramer and F. Schwark
Long-Run Effects of Post-Kyoto Policies: Applying a Fully Dynamic CGE model with Heterogeneous Capital
- 10/128 M. T. Schneider, C. Traeger and R. Winkler
Trading Off Generations: Infinitely-Lived Agent Versus OLG
- 10/127 V. Kappel
The Effects of Financial Development on Income Inequality and Poverty
- 10/126 M. T. Schneider
The Larger the Better? The Role of Interest-Group Size in Legislative Lobbying
- 10/125 A. Ziegler
Individual Characteristics and Stated Preferences for Alternative Energy Sources and Propulsion Technologies in Vehicles: A Discrete Choice Analysis
- 10/124 P. F. Peretto and S. Valente
Resource Wealth, Innovation and Growth in the Global Economy
- 09/123 H. Gersbach and M. T. Schneider
Tax Contracts and Elections
- 09/122 V. Hahn
Why the Publication of Socially Harmful Information May Be Socially Desirable
- 09/121 A. Ziegler
Is it Beneficial to be Included in a Sustainability Stock Index? A Panel Data Study for European Firms
- 09/120 K. Pittel and L. Bretschger
The Implications of Heterogeneous Resource Intensities on Technical Change and Growth