

Siebert, Jan; Yang, Guanzhong

Working Paper

Discoordination and miscoordination caused by sunspots in the laboratory

Working Papers on East Asian Studies, No. 114/2017

Provided in Cooperation with:

University of Duisburg-Essen, Institute of East Asian Studies IN-EAST

Suggested Citation: Siebert, Jan; Yang, Guanzhong (2017) : Discoordination and miscoordination caused by sunspots in the laboratory, Working Papers on East Asian Studies, No. 114/2017, University of Duisburg-Essen, Institute of East Asian Studies (IN-EAST), Duisburg

This Version is available at:

<https://hdl.handle.net/10419/162558>

Standard-Nutzungsbedingungen:

Die Dokumente auf EconStor dürfen zu eigenen wissenschaftlichen Zwecken und zum Privatgebrauch gespeichert und kopiert werden.

Sie dürfen die Dokumente nicht für öffentliche oder kommerzielle Zwecke vervielfältigen, öffentlich ausstellen, öffentlich zugänglich machen, vertreiben oder anderweitig nutzen.

Sofern die Verfasser die Dokumente unter Open-Content-Lizenzen (insbesondere CC-Lizenzen) zur Verfügung gestellt haben sollten, gelten abweichend von diesen Nutzungsbedingungen die in der dort genannten Lizenz gewährten Nutzungsrechte.

Terms of use:

Documents in EconStor may be saved and copied for your personal and scholarly purposes.

You are not to copy documents for public or commercial purposes, to exhibit the documents publicly, to make them publicly available on the internet, or to distribute or otherwise use the documents in public.

If the documents have been made available under an Open Content Licence (especially Creative Commons Licences), you may exercise further usage rights as specified in the indicated licence.



IN-EAST

INSTITUTE OF
EAST ASIAN STUDIES

**JAN SIEBERT
GUANZHONG YANG**

**Discoordination and Miscoordination
Caused by Sunspots in the Laboratory**

NO. 114

WORKING PAPERS

**WORKING PAPERS
ON EAST ASIAN STUDIES**

JUNE 2017

UNIVERSITÄT
DUISBURG
ESSEN

Offen im Denken

JAN SIEBERT

Research Fellow, Chair for Economic Policy, Faculty of Economics, University of Duisburg-Essen

W <https://www.wipo.wiwi.uni-due.de/team/jan-siebert>

E jan.siebert@uni-due.de

GUANZHONG YANG

Research Fellow, Chair for Economic Policy, Faculty of Economics, University of Duisburg-Essen

W <https://www.wipo.wiwi.uni-due.de/team/guanzhong-yang>

E guanzhong.yang@rwi-essen.de

Institute of East Asian Studies / Institut für Ostasienwissenschaften

University of Duisburg-Essen

Duisburg Campus, Forsthausweg

47057 Duisburg, Germany

T +49(0) 203 379-4191

F +49(0) 203 379-4157

E in-east@uni-due.de

ISSN: 1865-8571 (Printed version) / 1865-858X (Internet version)

Download: https://www.uni-due.de/in-east/news/green_series.php

© by the authors, June 2017

CONTENT

1	Introduction	5
2	The Previous Literature	5
3	The Experimental Design	7
	3.1 Procedures	7
	3.2 The Structure	7
	3.3 Treatments	9
4	Theoretical Considerations	9
	4.1 The Base Game	9
	4.2 The Sunspot Variables	10
5	Results	10
	5.1 The First Period	10
	5.2 All Periods	12
	5.3 Convergences	13
6	Conclusion	14
	References	15
	Appendix	16
	A A Screenshot of the Dice in the Experiment	16
	B The Decision Screen	16
	C Instructions of the Control Treatment	17
	D Instructions of the Neutral Treatment	18
	E Instructions of the Negative Treatment	19

Discoordination and Miscoordination Caused by Sunspots in the Laboratory

WORKING PAPERS ON EAST ASIAN STUDIES, NO. 114, DUISBURG 2017

Abstract

This paper¹ combines two strands of the experimental sunspot literature. It extends the rare literature that focuses experimentally on the coordination problems caused by sunspot variables. It also extends the literature that focuses on coordination games that have a payoff-dominant and a divergent risk-dominant equilibrium. To achieve this, we use a repeated three-player stag hunt game with fixed groups. In our experiment, a sunspot variable points randomly at the risk-dominant or the payoff-dominant choice. We find out-of-equilibrium behavior (discoordination) caused by the sunspot variable in the short run. In the long run, the sunspot variable can lead to coordination of the payoff-dominant equilibrium (miscoordination).² If the sunspot-generating process points more frequently to the risk-dominant choice, some groups converge to the sunspot equilibrium.³

Keywords

Sunspot, Coordination

JEL Classification

C92, C72, D81, E40, J52

1 We thank Jeannette Brosig-Koch, Michael Roos, and Christoph Helbach as well as seminar participants at the University of Duisburg-Essen for their helpful comments and suggestions. We also thank the Ruhr Graduate School in Economics for the generous funding.

2 We use the terms “discoordination” and “miscoordination” like Beugnot et al. (2012).

3 That is to say, all players repeatedly correlate their decision perfectly with the sunspot variable.

1 INTRODUCTION

The selection of one out of many available equilibria is of importance on the macroeconomic level. Whether a random, irrelevant, and public device can play a role in this selection is therefore an important question not only for game theory but also for macroeconomics. For example, the question of whether incorrect credit ratings can have a destabilizing effect on the economy is of relevance to economics not only since the financial crisis of 2007–2008. In a broader sense, a wrong credit rating can be interpreted as a random, irrelevant, and public device or a sunspot variable.⁴ The coordination effects of sunspot variables are widely analyzed in theory and in experiments. However, to our knowledge, there is just one experimental paper that focuses on the coordination *problems* caused by sunspot variables, namely that by Beugnot, Gürgüç, Øvlisen, and Roos (2012). They use a three-player $2 \times 2 \times 2$ game, in which the payoff-dominant equilibrium is also the risk-dominant equilibrium. They find frequent discoordination caused by sunspot variables. However, situations like the financial crisis are characterized not only by discoordination (e.g. the phase of great uncertainty after the onset of the crisis) but also by miscoordination (e.g. the convention of buying mortgage-backed securities before the onset of the crisis). Therefore, we run an experiment to analyze the influence of a sunspot variable in a coordination game with a payoff-dominant equilibrium and a divergent risk-dominant equilibrium.

In contrast to Beugnot et al. (2012), miscoordination (the coordination of the payoff-dominated equilibrium) is more achievable in our experiment.

We use a three-player stag hunt game. It has a payoff-dominant equilibrium, in which all the players use the cooperative choice, and a divergent risk-dominant equilibrium, in which all the players choose the secure choice. The sunspot variable points randomly at one of the two choices. We vary the random sunspot-generating process to change the risk and the payoff related to the coordination of the sunspot variable. In the control treatment, there is no sunspot variable. In the so-called neutral treatment, the sunspot variable points with an equal probability to the payoff-dominant strategy or the risk-dominant strategy. In the negative treatment, the sunspot variable points with a higher probability to the risk-dominant strategy than to the payoff-dominant strategy.

The remainder of this study is structured as follows. Section 2 summarizes the previous literature. Section 3 describes our experimental design and provides details about the variation of the treatment parameters. Section 4 gives the game theoretical solution to the base game. Section 5 discusses the results. Section 6 analyzes the results and puts them into the context of previous research.

2 THE PREVIOUS LITERATURE

“Sunspot” is short for “the extrinsic random variable” on which agents coordinate their decisions (Shell 2008). The term “sunspot” can be

traced back to Jevons (1878), because he mistakenly believed that solar activity drives the business cycle. In modern macroeconomic parlance, a sunspot variable is any random variable that is unrelated to fundamental factors (Farmer 1999). Sunspot variables have been seen as a source of extrinsic uncertainty, which

⁴ This is the case if the informative value of the rating is zero, which therefore can be seen as a random draw, and this is common knowledge.

triggers the volatility of market outcomes such as the price level, stock market prices, unemployment rates, interest rates, and exchange rates (Cass and Shell 1983). An explanation for the effectiveness of sunspot variables could be the focal point theory of Schelling (1980). It sees the sunspot variable as coordination assistance. Aumann (1987) shows that it can be advantageous for players to coordinate their actions on an extrinsic variable. Cass and Shell (1983) provide early, specific theoretical research on sunspot variables. They suggest that sunspot models are complete, rational expectations, general equilibrium models, which offer an explanation for excess volatility. Beside these initial works on sunspot variable modeling, there is a vast literature on this topic. Farmer (1999) and Shell (2008) survey the macroeconomic ideas. Shell (2008) concludes that the heterogeneity of (probability) beliefs is only one source of sunspot equilibria. He concludes that other possible sources are natural restrictions on participation in the securities markets, which can be shown in some infinite overlapping generation models (OLG). It is difficult to verify the existence or the effectiveness of sunspot variables empirically. Therefore, running a laboratory experiment to investigate a sunspot variable and its influence is an ideal method. In the laboratory a perfect sunspot variable – irrelevant and random – can be generated. Additionally, due to the controllable laboratory environment, a causal effect of the sunspot variable on decision making and its economic consequences can be identified. Marimon et al. (1993) were the first to run a laboratory experiment to investigate sunspot equilibria. In their experiment an overlapping generation design with a stationary equilibrium and a cyclic equilibrium is used. Blinking squares with red and yellow colors are shown on the computer screen. Marimon et al. (1993) find that without training subjects ignore the sunspot variable. In training periods they artificially correlate the occurrence of some real shocks with the colors. After training periods the real shocks are removed. The price fluctuations persist without

a tendency of convergence to the cyclic equilibrium. Although they find some sunspot-influenced behavior in the laboratory, no sunspot equilibrium is generated.

The following sunspot experiments can be grouped roughly into the following four categories: first, experiments in which the sunspot equilibrium is payoff-indifferent to the other equilibria; second, experiments in which the sunspot variable points at the payoff-dominant equilibrium; third, the sunspot variable points at a payoff-dominated equilibrium; fourth, the sunspot variable switches between payoff-rankable equilibria. An experiment that compares these categories is reported by Duffy and Feltovich (2010). They search for the circumstances under which a sunspot equilibrium is achieved and find that a sunspot equilibrium can be reached even if it is not a Nash equilibrium (NE). It is necessary for the sunspot equilibrium to be Pareto-efficient. Similarly, Bone et al. (2013) conclude that the sunspot equilibrium prevails if it is Pareto-efficient in a game with an asymmetric payoff function.

Examples of the first category – the sunspot equilibrium is payoff-indifferent to the other equilibria – are provided by Duffy and Fisher (2005) and Fehr et al. (2012). Duffy and Fisher (2005) use market games with two equilibria, which are not Pareto-ranked. They observe that coordination could easily be established by sunspot variables. Their first important finding is that sunspot equilibria are sensitive to the flow of information. That means that, in a call market, which delivers limited information from buy and sell sites, participants coordinate more frequently based on sunspot variables. In contrast, in a double-auction market, in which there is more information, participants coordinate less frequently on sunspot variables. The second finding is that the semantics of the sunspot variable matter. That is to say, sunspot variables have to be related semantically to the experimental environment. Fehr et al. (2012) conduct a two-person coordination game, in which

agents have to pick a number from zero to one hundred. Players are punished according to the deviation from each other. Each combination of two equal numbers constitutes an NE. In this game fifty is the risk-dominant NE. A semantically salient message in the form of an extrinsic public/private signal is used as the sunspot variable. They find that extraneous public signals lead to almost perfect coordination on the sunspot equilibrium. However, with not publicly observed signals, the risk-dominant equilibrium predominates. Sunspot-influenced behavior can still be observed for highly correlated private signals.

Examples of the second category – the sunspot variable points at the payoff-dominant equilibrium – are provided by Cason and Sharma (2007), Devetag et al. (2013), and Arifovic et al. (2016). Cason and Sharma (2007) demonstrate that missing knowledge of others' expectations can inhibit the sunspot equilibrium, even though it is a payoff-dominant equilibrium. To demonstrate this, they let participants play against robots with straightforward and known decision rules.

Arifovic et al. (2016) formulate a model that describes how people learn to coordinate on a Pareto-efficient sunspot equilibrium. An example of the third category – the sunspot variable points to a payoff-dominated equilibrium – is given by Bosch-Domenech and Vriend (2013), who observe that people coordinate on the only payoff-dominated equilibrium, which makes it simultaneously to a focal point.

Examples of the fourth category – the sunspot variable points to switching payoff-rankable equilibria – are presented by Beugnot et al. (2012), Arifovic et al. (2013), Arifovic and Jiang (2014), and Shurchkov (2016). Arifovic et al. (2013, 17) find "that subjects can indeed coordinate on extraneous announcements (a 'sunspot' equilibrium)." Arifovic and Jiang (2014) investigate the influence of the sunspot variable in a bank run game. They vary the risk of the payoff-dominant alternative. They find that the sunspots are just relevant if the sunspot equilibrium lies somewhere in the middle between the risk-dominant alternative and the payoff-dominant alternative.

3 THE EXPERIMENTAL DESIGN

3.1 PROCEDURES

The experiment is computer-based and takes place at the "Essen Laboratory for Experimental Economics" (elfe) at the University of Duisburg-Essen in December 2010 and June 2011. The participants are recruited via ORSEE (Greiner 2004). To program the experiment, z-Tree (Fischbacher 2007) is used. A total of 6 sessions with 87 participants are conducted. The participants are mainly undergraduate students from the University of Duisburg-Essen with an average age of 24.15 years. The sessions last at most 60 minutes. The average payoff for the participants is 12.66 Euros with a minimum payoff of 3.00 Euros and a maximum payoff of 15.00 Euros.

3.2 THE STRUCTURE

The experiment uses 3-person groups. The groups play a repeated stag hunt game over 40 periods. The groups are randomly matched and stay together over all 40 periods. A between-subject design is employed, in which each subject only participates in 1 of the treatments. The detailed course of events in the experiment is as follows. On entering the laboratory, the subjects are randomly allocated to different workstations. They receive instructions (see Appendices C, D, and E for the translated instructions) and have the opportunity to ask questions, which are answered privately by the experimenter. When all the subjects have indicated that they understand the instructions, they have to answer a set of 4 or

6 control questions,⁵ which are mainly concerned with the general set-up of the experiment and the payoff rules. Subjects who have problems answering the questions can ask the experimenters for help. After all the subjects have answered the questions correctly, the experiment starts. In the first stage, subjects in the same group receive an identical announcement. The announcement is either “strategy A will be chosen by the majority” or “strategy B will be chosen by the majority.” These announcements are random, since they are determined by the throw of a dice.⁶ The experimenter throws the dice in front of all the participants, and the participants see the number on the dice via video transmission. The subjects have to fill in the number that they see in a dialog box on their computer screen. The participants receive one of the two announcements under different conditions according to the different treatments. Appendix A shows a (translated) screenshot. In the second stage, the subjects play a standard stag hunt game with

three players. A participant has to choose between alternative “A” and alternative “B.” Appendix B shows a (translated) screenshot of the decision screen. The participants’ payment is based on their decisions and the decisions of the other players in the group. All the groups in this experiment receive the same payoff table.⁷ In this table the rows indicate the participants’ decision of “A” or “B,” and the columns show the decisions of the other players in the group. Each cell indicates what a participant will receive depending on her decision and the decisions of the others in her group. For example, if the participant chooses “A” and if any of the other members of her group choose “B,” the participant receives 0 Euros, whereas, if the participant chooses “A” and if both of the other players also choose “A,” the participant receives 12 Euros. Table 1 shows the payoff.

At the end of each period, the participant is informed about her current decision, the current decisions of her group members, and her pay-

Table 1: The Normal-Form Game of a Three-Player Stag Hunt Game

Your decision	Other players' decisions in your group		
	If BOTH of the other participants choose A	If ONE of the other participants chooses A and the other chooses B	If BOTH of the other participants choose B
A	12	0	0
B	7	7	7

Table 2: History Table

Period	Announcement	Your decision	Decisions of the other players in your group	Your payment in period
...

5 All the participants have to answer four questions; the participants in sessions with sunspot treatments have to answer two additional questions regarding the sunspot variables.

6 In the pilot that we run in December 2010, we throw the dice. To keep the sequence of realizations of the sunspot variable the same in July 2011 as in the pilot, we let the subjects see the video of throwing the dice in December 2010. Note that the sequence of dice results for the neutral treatment and for the negative treatment are the same, because we run the two treatments at the same time in the pilot.

ment from that period. Moreover, in each period the participant can see the information from the previous periods (her decisions, the announcements, the decisions of the others, and her payments). Table 2 shows an empty history table as an example. These pieces of information are meant to facilitate learning from one period to the next and thereby convergence to an equilib-

7 The subjects see the table in the instructions.

rium. For the final payoff, 1 period is randomly chosen from the 40 periods. The participants receive their earnings in that period plus a show-up fee of 3 Euros, as mentioned at the beginning of the experiment. At the end of the experiment, a questionnaire is filled out by the participants, asking for demographics (like sex, age, and study subject) and school grades (final grade, last math grade, and last German grade).

3.3 TREATMENTS

We want to know how a sunspot variable influences coordination problems if a payoff-dominant and a divergent risk-dominant outcome are available.

Two kinds of random sunspot-generating processes are taken into account, a neutral and a negative random sunspot-generating process. As a benchmark, we are also interested in the game without a sunspot variable. Therefore, we run a control treatment without sunspots, a treatment with a neutral sunspot-generating process, and another treatment with a negative sunspot-generating process. The sessions with sunspot treatments consist of two stages, while the sessions with the control treatment only contain the second stage. In all the sessions with sunspot variables, the participants receive an announcement in each period before they make a decision. The announcement is either “strategy A will be chosen by the majority” (A-sunspot; the payoff-dominant strategy) or “strategy B will be chosen by the majority” (B-sunspot; the risk-dominant strategy). The announcement is decided by a dice and

thus is totally random and irrelevant of the fundamentals. Therefore, it could be seen as a sunspot variable. In sessions with the neutral random sunspot-generating process (neutral treatment), the subjects see both announcements with the probability of 1/2. The participants in that treatment receive the announcement “strategy A will be chosen by the majority” if the dice is 1, 2, or 3 and “strategy B will be chosen by the majority” otherwise. In sessions with the negative random sunspot-generating process (negative treatment), the subjects see the B-sunspot with the probability of 5/6. Accordingly, the A-sunspot is shown with a probability of 1/6 in that treatment. The participants in that treatment receive the announcement “strategy A will be chosen by the majority” if the dice is 1 and “strategy B will be chosen by the majority” otherwise.⁸ The rules are common knowledge to the subjects.

Table 3: Treatment Overview

Treatment	Number of participants	Number of groups
Control	21	7
Neutral	30	10
Negative	36	12
Total	87	29

⁸ We also run a session with a positive random sunspot-generating process (A-sunspot with probability 5/6; B-sunspot with probability 1/6). While we obtain interesting findings in sessions with neutral treatment and with negative treatment, we do not see any effect in the positive treatment. Therefore, we decide not to run further sessions of the treatment with the positive random sunspot-generating process. The participants in that session are excluded from the analyses.

4 THEORETICAL CONSIDERATIONS

4.1 THE BASE GAME

The base game of our experiment is a stag hunt game, which describes a conflict between safety and social cooperation. This game can be traced back to Jean-Jacques Rousseau, who described

a situation in which two individuals go out on a hunt. Each can individually choose to hunt a stag or to hunt a hare. Each player must choose an action without knowing the choice of the other. If an individual hunts a stag, he must have the cooperation of his partner to succeed. An individual

can gain a hare by himself, but a hare is worth less than a stag. This is taken to be an important analogy for social cooperation. In the experiment there is an analogous setting with three players. If a subject chooses "A," the cooperative strategy, and if – and only if – both of the other players also choose "A," the subject receives 12 Euros. Otherwise, the subject gains nothing. However, if the subject chooses "B" – no matter what the other members of her group choose – she always receives 7 Euros. In this game there are two pure strategy NEs, one that is risk-dominant and another that is payoff-dominant. The payoff-dominant equilibrium is realized if all three group members choose the cooperative strategy, A. In this case all the players receive the maximal payoff of 12 Euros, whereas the risk-dominant equilibrium is realized if all three group members choose the non-cooperative strategy, B. In that case all the players obtain the payoff of 7 Euros.

4.2 THE SUNSPOT VARIABLES

In the sessions with sunspot variables, subjects in the same group receive an identical announcement, either "strategy A will be chosen by the majority" or "strategy B will be chosen by the majority" depending on the result of a dice.

Those announcements have nothing to do with fundamentals, for example preferences, endowments, or payoff functions. However, following the sunspot variable is an NE. There could be convergence to the payoff-dominant outcome (A-convergence), convergence to the risk-dominant outcome (B-convergence), or no convergence in the control treatment. In the treatments with sunspot variables, there is an additional possibility: convergence to the sunspot equilibrium. In that case all the subjects in a group choose the strategy of the sunspot variable points (sunspot-convergence). Figure 1 shows examples of the different types of convergence observed in our experiment.⁹

The three possible convergence types are rankable according to their expected payoff. A-convergence will lead to an expected payoff of 12 Euros. B-convergence will lead to an expected payoff of 7 Euros. Convergence to the sunspot variable will lead to an expected payoff of $p_A \cdot 12 + (1 - p_A) \cdot 7$ Euros, where p_A is the probability of an A-sunspot.

This leads to the following expected payoff-related hierarchy: payoff (A-convergence) > payoff (sunspot-convergence) > payoff (B-convergence).

5 RESULTS

Section 5 is organized as follows. In Section 5.1 we discuss just the decisions and the equilibria of the first period. In Section 5.2 we consider the decisions, equilibria, and earnings of the whole game. We analyze the convergence types in Section 5.3.

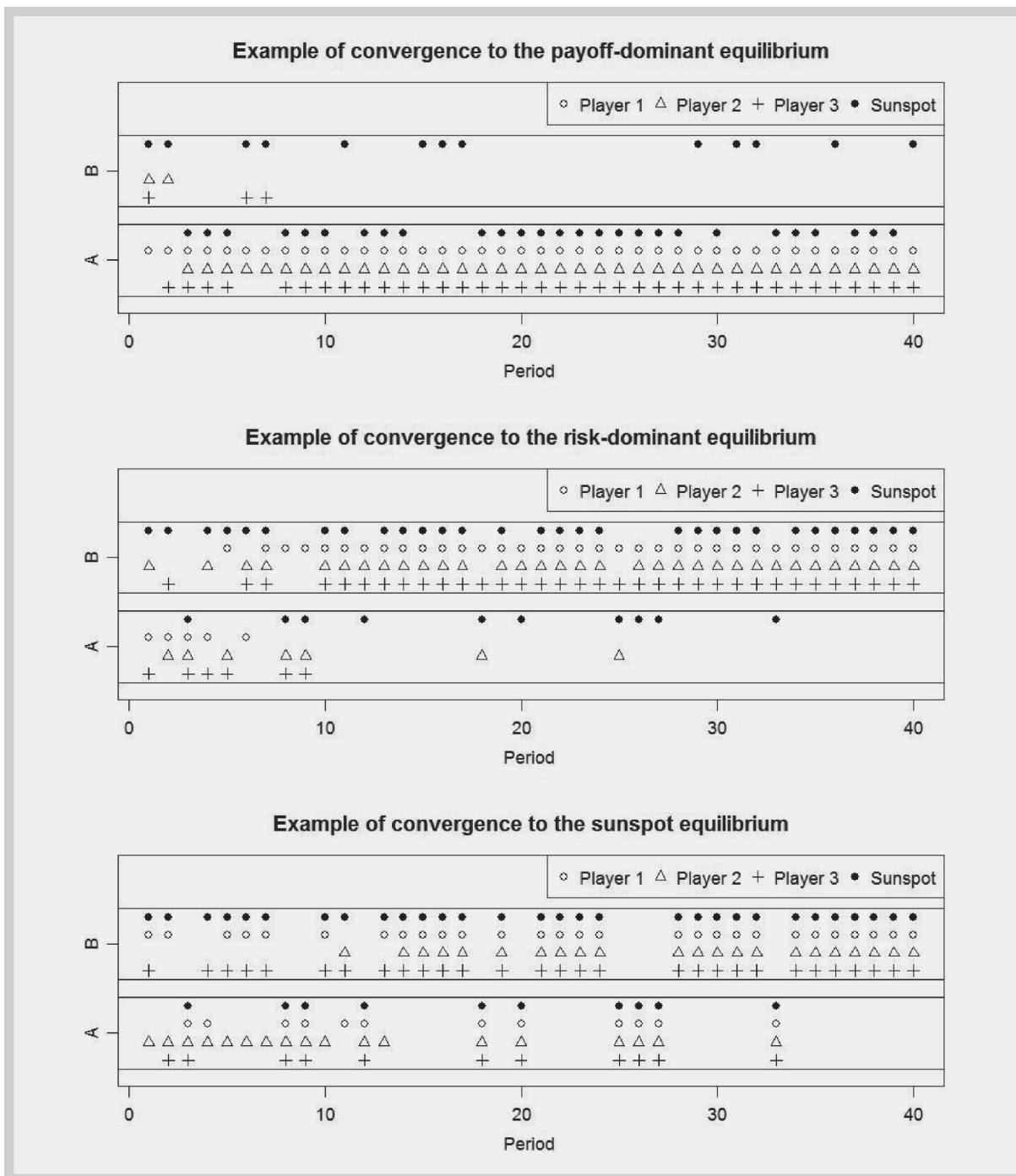
5.1 THE FIRST PERIOD

In this subsection we examine the decisions in the first period. Of the 21 participants in the control treatment, 16 (76.19 %) choose alternative A. Of the 30 participants in the neutral treatment,

11 (36.67 %) choose alternative A. Of the 36 participants in the negative treatment, 19 (52.78 %) choose alternative A. Both sunspot treatments differ (slightly) significantly from the control

⁹ We define convergence as follows: convergence is achieved if all the participants choose the same alternative in each of the last ten periods. If these decisions are always A (always B), we refer to "A-convergence" ("B-convergence"). If these decisions always follow the sunspot variable, we refer to "sunspot-convergence." If there is at least one deviation of one participant in the last ten periods, we refer to "no convergence."

Figure 1: Types of Possible Convergences

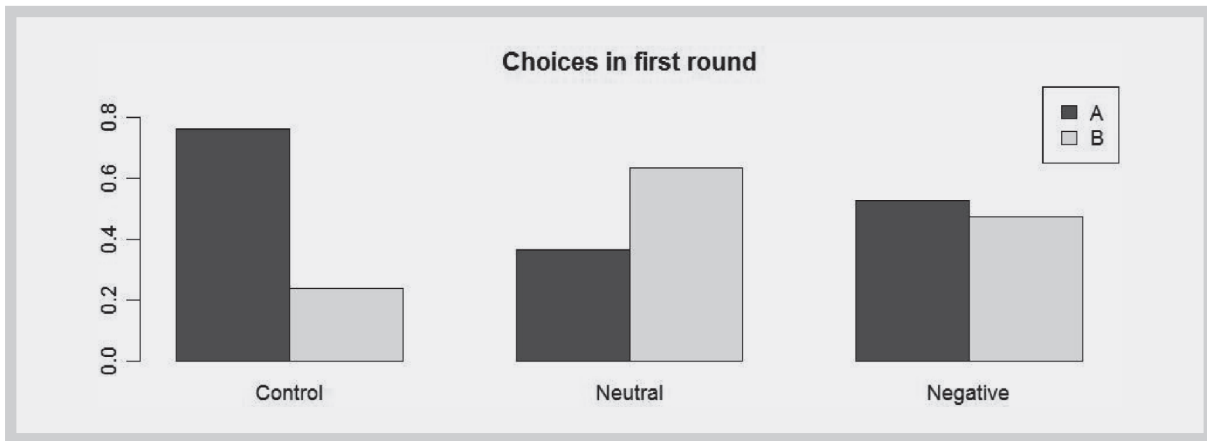


treatment. A Fisher test is performed (control vs. neutral $p = 0.01$; control vs. negative $p < 0.10$). Note that the participants in both treatments see a B-sunspot in the first period.

We also compare the equilibria reached in the first period. In the control treatment, 3 of 7 (42.86 %) groups are in equilibrium. In the neutral treatment, 4 of 10 (40.00 %) groups are in

equilibrium. In the negative treatment, all 12 groups fail to reach an equilibrium. The Fisher tests reveal significant differences between the negative and the control treatment ($p = 0.04$) as well as between the negative and the neutral treatment ($p = 0.03$). However, the neutral treatment and the control treatment do not differ significantly ($p = 1$). To conclude the observations in the first period, the sunspot variable dissuades

Figure 2: Shares of the Participants Choosing A in the First Period



people from the payoff-dominant outcome. Additionally, the negative sunspot-generating process leads to an increase in discoordination.

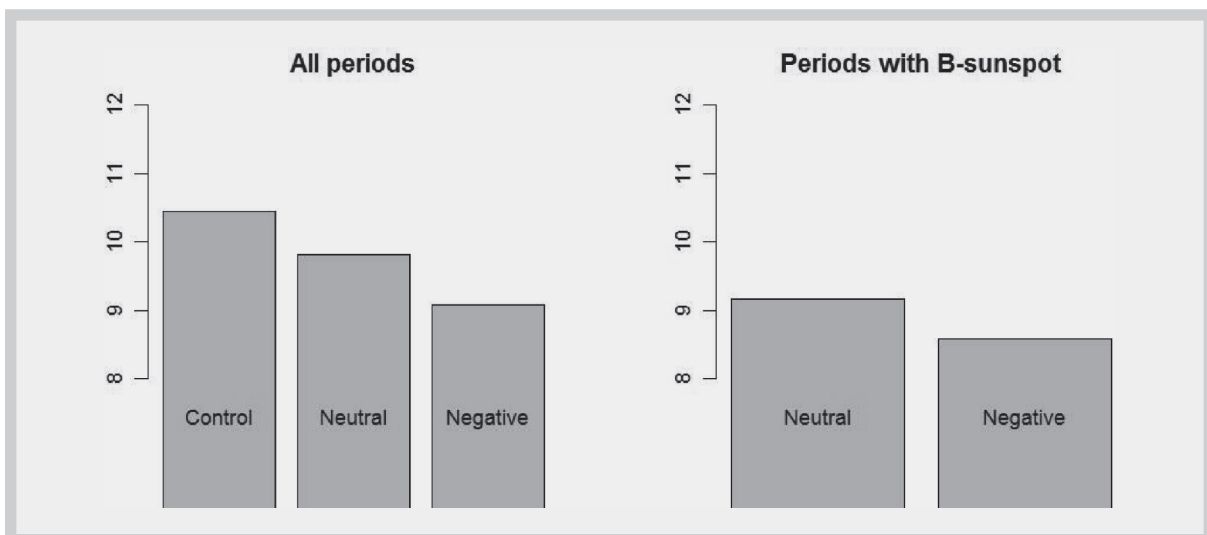
5.2 ALL PERIODS

Now we consider the whole game. In the control groups, the payoff-dominant equilibrium is reached in 76.07 % of the periods. In the neutral treatment, the payoff-dominant equilibrium is reached in 63.50 % of the periods. The groups in the negative treatment choose the payoff-dominant equilibrium in 54.17 % of the cases. However, a two-sided Mann-Whitney U test reveals no significant differences (neutral vs. control $p = 0.26$; negative vs. control $p = 0.15$; negative vs. neutral $p = 0.95$). The results for the average pay-

off over all the periods are similar. The expected payoffs are higher in the control group (10.45 Euros on average) than in the neutral treatment (9.82 Euros) or in the negative treatment (9.08 Euros). However, the differences are not significant (neutral vs. control $p = 0.22$; negative vs. control $p = 0.12$; negative vs. neutral $p = 0.76$).

The picture changes if we focus on the periods in which the sunspot variable points to the risk-dominant choice (B-sunspot). In these periods the groups of the neutral treatment reach the payoff-dominant equilibrium in 50.77 % of the cases. The groups in the negative treatment reach the payoff-dominant equilibrium in 45.00 % of the periods. If we compare those with the control treatment using a two-sided Mann-Whitney

Figure 3: The Average Expected Payoffs per Treatment in Euros



U test, we find slightly significant differences (neutral vs. control $p = 0.08$; negative vs. control $p = 0.06$; negative vs. neutral $p = 0.83$).¹⁰ This has an effect on the earnings. The expected payoffs are on average 9.16 Euros for the neutral treatment and 8.58 Euros for the negative treatment in the specific periods. A two-sided Mann-Whitney U test reveals significant differences in the payoffs (neutral vs. control $p = 0.13$; negative vs. control $p < 0.05$; negative vs. neutral $p = 0.47$).¹¹ Figure 3 shows the average payoff per treatment over all the periods and over the periods with a B-sunspot. To conclude, (B-)sunspots dissuade people from the payoff-dominant choice, as we have already seen in the first period. This has a negative influence on the payoff. However, the differences in the payoffs are stronger in periods with a B-sunspot than over the whole game.

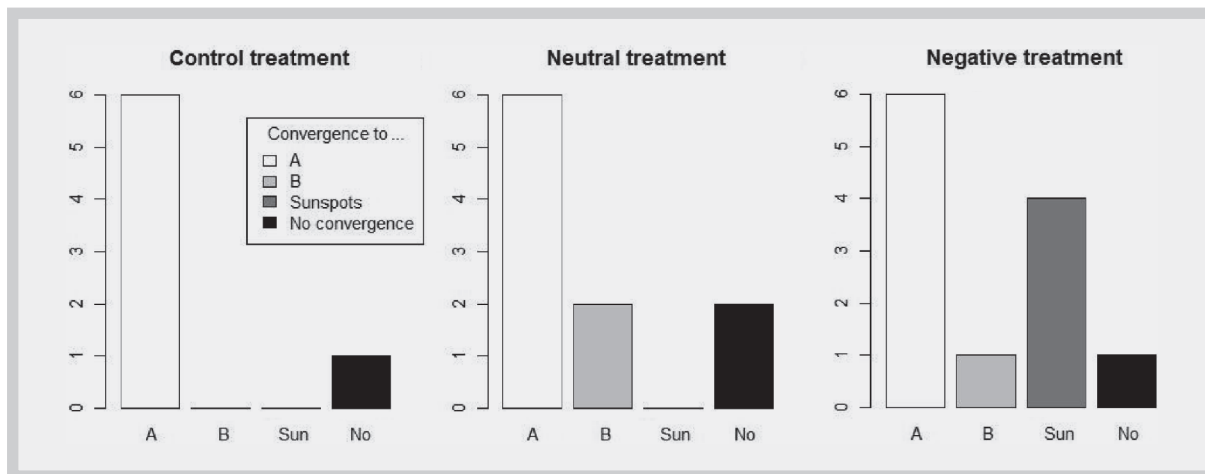
5.3 CONVERGENCES

Figure 4 shows the differences in convergence types across the treatments. In the control treatment, 6 groups reach A-convergence

(85.71 %), while 1 group reaches no convergence (14.28 %). In the neutral treatment, 6 groups (60.00 %) reach A-convergence, while 2 groups (20.00 %) reach B-convergence and 2 groups (20.00 %) reach no convergence. In the negative treatment, 6 groups (50.00 %) reach A-convergence, 1 group (8.33 %) reaches B-convergence, 4 groups (33.33 %) reach sunspot-convergence, and 1 group (8.33 %) reaches no convergence. A Fisher test shows that the neutral treatment compared with the control treatment has a slight effect on A- or B-convergence ($p = 0.05$). The same is true for the negative treatment. A Fisher test shows that B-convergence is reached slightly more often than A-convergence in the negative treatment than in the control treatment ($p = 0.05$). A Fisher test also shows that the negative treatment compared with the neutral treatment makes the sunspot equilibrium slightly significantly more likely than A-convergence ($p = 0.08$).

The differences in the convergence speed are also interesting. This is the number of periods

Figure 4: The Composition of Different Convergence Types among Treatments



10 We compare the average number of periods in which the payoff-dominant equilibrium is reached per group. In the treatments with sunspot variables, we use only the periods with a B-sunspot. For the control treatment, we use all the periods.

11 We compare the average payoff per group over all the periods with a B-sunspot. For the control treatment, we use all the periods.

needed to achieve accord (the last period of a deviation in a group plus one). The convergence is achieved slightly significantly faster in the control treatment than in the neutral treatment (two-sided Mann-Whitney U test $p = 0.09$) and then in the negative treatment ($p = 0.07$). There is no significant difference in the convergence

speed between the neutral treatment and the negative treatment ($p = 0.94$).

To conclude, nearly all the groups converge in the long run. Although there is coordination in nearly all the groups, the groups with sunspot variables coordinate significantly more often on the payoff-dominated equilibria. Only some

groups in the negative treatment use the sunspot variable as a (mis)coordination device. They coordinate on the (payoff-dominated) sunspot equilibrium. Additionally, the groups with sunspot variables need more periods to converge. We can say – again – that sunspot variables lead to discoordination in the short run and miscoordination in the long run.

6 CONCLUSION

We study how a sunspot variable can lead to coordination problems using a three-player stag hunt game. It has a payoff-dominant and a divergent risk-dominant equilibrium. The sunspot variable points to one of these two choices.

We find that sunspot variables dissuade people from the payoff-dominant outcome. In the short run, we observe a discoordination effect of sunspot variables. However, sunspot variables have a miscoordination effect in the long run. The effects of the sunspot variable are more pronounced if the random sunspot-generating process points more often to the risk-dominant choice. In more detail, first, we find that people facing a B-sunspot are more prone to choose the risk-dominant alternative. This leads to a lower payoff after B-sunspots. Second, sunspot variables delay the convergence to one equilibrium. Third, convergence to the payoff-dominant equilibrium is more often achieved without sunspot variables. Fourth, the negative sunspot-generating process is more likely to be a (mis)coordination device than the neutral sunspot-generating process.

This paper complements two strands of the experimental sunspot literature. First, it extends the rare literature that focuses experimentally on the coordination failure effects of sunspot variables. Second, it expands the coordination experiments with a payoff-dominant and a divergent risk-dominant equilibrium.

To our knowledge, Beugnot et al. (2012) are the only authors to focus on the coordination failure effects of sunspot variables. In contrast to Beugnot et al. (2012), in our experiment the risk-dominant equilibrium is divergent from the payoff-dominant equilibrium. That should make coordination on the payoff-dominant equilibrium more difficult than in the experiment conducted by Beugnot et al. (2012). On the other hand, we use constant groups. Previous experimental results suggest that this should simplify coordination on an equilibrium. Beugnot et al. (2012) find frequent discoordination caused by sunspot variables. Our results partially support their findings. In fact, we find a discoordination effect caused by sunspot variables in the short run. In the long run, we find more evidence for miscoordination caused by sunspot variables. The divergent payoff-dominant and risk-dominant equilibria together with the fixed groups seem to help the coordination but not necessarily on the payoff-dominant equilibrium. Coming back to the coordination failure power of an incorrect credit rating, we conclude that, if the informational value of a credit rating is like a random draw and there are divergent risk-dominant and payoff-dominant choices, the following is true. A wrong credit market rating has the power to lead not only to discoordination but also to miscoordination.

REFERENCES

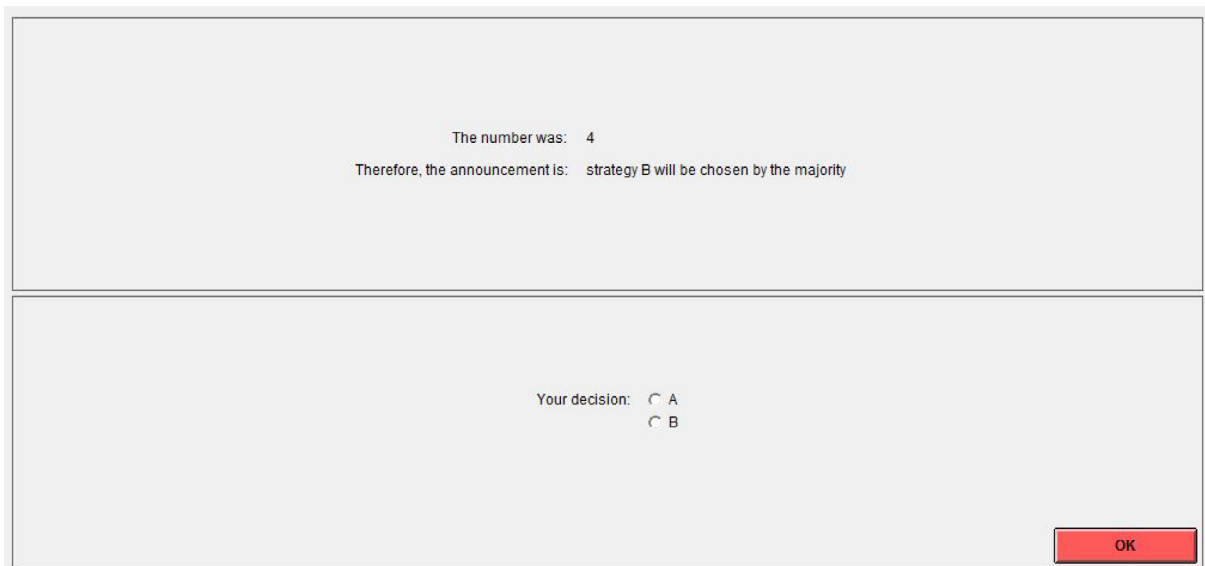
- Arifovic, J., Boitnott, J.F., and Duffy, J. (2016): Learning correlated equilibria: An evolutionary approach. In: *Journal of Economic Behavior & Organization*.
- Arifovic, J., G. Evans, and O. Kostyshyna (2013): Are sunspots learnable? An experimental investigation in a simple general-equilibrium model. Working paper 2013-14, Bank of Canada, Ottawa. Available at: <http://hdl.handle.net/10419/80755> [Accessed: 10.11.2016].
- Arifovic, J. and J.H. Jiang (2014): Do sunspots matter? Evidence from an experimental study of bank runs. Working Paper 2014-12, Bank of Canada, Ottawa. Available at: <http://hdl.handle.net/10419/103021> [Accessed: 10.11.2016].
- Aumann, R.J. (1987): Correlated equilibrium as an expression of bayesian rationality. In: *Econometrica* 55 (1), 118.
- Beugnot, J., Gürgüç, Z., Øvlisen, F.R., and Roos, M.M. (2012): Coordination failure caused by sunspots. In: *Economics Bulletin*, 32(4), 2860–2869.
- Bone, J., M. Drouvelis, I. Ray, et al. (2013): Coordination in 2×2 games by following recommendations from correlated equilibria. Discussion Paper 12-04R, University of Birmingham, Department of Economics. Available at: <http://www.birmingham.ac.uk/Documents/college-socialsciences/business/economics/2013-discussion-papers/12-04R.pdf> [Accessed: 10.11.2016].
- Bosch-Domènech, A., and Vriend, N.J. (2013): On the role of non-equilibrium focal points as coordination devices. In: *Journal of Economic Behavior & Organization*, 94, 52–67.
- Cason, T.N. and T. Sharma (2007): Recommended play and correlated equilibria: an experimental study. In: *Economic Theory* 33 (1), 11–27.
- Cass, D. and K. Shell (1983): Do sunspots matter? In: *Journal of Political Economy* 91 (2), 193–227.
- Devetag, G., H. Hosni, and G. Sillari (2013): You better play 7: Mutual versus common knowledge of advice in a weak-link experiment. In: *Synthese* 190 (8), 1351–1381.
- Duffy, J. and N. Feltovich (2010): Correlated equilibria, good and bad: An experimental study. In: *International Economic Review* 51 (3), 701–721.
- Duffy, J. and E.O. Fisher (2005): Sunspots in the laboratory. In: *American Economic Review* 95 (3), 510–529.
- Farmer, R.E.A. (1999): *The macroeconomics of self-fulfilling prophecies* (2nd ed.). Cambridge (Mass.): MIT Press.
- Fehr, D., F. Heinemann, and A. Llorente-Saguer (2012, October): The power of sunspots: An experimental analysis. Working paper series, Federal Reserve Bank of Boston, Boston (Mass.). Available at: <http://www.bos.frb.org/economic/wp/wp2013/wp1302.htm> [Accessed: 10.11.2016].
- Fischbacher, U. (2007): z-tree: Zurich toolbox for ready-made economic experiments. In: *Experimental Economics* 10 (2), 171–178.
- Greiner, B. (2004): An online recruitment system for economic experiments. In: *Forschung und wissenschaftliches Rechnen. GWDG-Bericht* 63, 79–93.
- Jevons, W.S. (1878): Commercial crises and sunspots. In: *Nature* 19 (472), 3337.
- Marimon, R., S.E. Spear, and S. Sunder (1993): Expectationally driven market volatility: An experimental study. In: *Journal of Economic Theory* 61 (1), 74–103.
- Schelling, T.C. (1980): *The strategy of conflict*. Harvard University Press.
- Shell, K. (2008): Sunspot equilibrium. In: S.N. Durlauf and L.E. Blume (Eds.): *The New Palgrave Dictionary of Economics*. Basingstoke: Palgrave Macmillan.
- Shurchkov, O. (2016): Public announcements and coordination in dynamic global games: Experimental evidence. In: *Journal of Behavioral and Experimental Economics* 61, 20–30.

APPENDIX

A A SCREENSHOT OF THE DICE IN THE EXPERIMENT



B THE DECISION SCREEN



C INSTRUCTIONS OF THE CONTROL TREATMENT

INSTRUCTIONS (CONTROL):

Preliminary Note

You are participating in a study of decision-making behavior in the context of experimental economics. During the study you and the other participants will be asked to make decisions. Throughout and after the experiment, no participant will receive information about the other participants' decisions.

Please read the following instructions. After you have read the instructions, we will come to you to answer the open questions. When all the questions have been answered, the experiment will start. Should you have questions during the experiment, you can give a sign at any point to ask for help from us. No communication among participants is allowed during the experiment.

At the end of the experiment, you will receive the payoff from the experiment and a show-up fee of 3 Euros **in cash**.

Decision Situation

This experiment consists of 40 rounds. At the beginning of the first round you will be randomly paired with two other participants to form a group of three. Notice that **the members of your group will be the same** in each round. All groups in the experiment consist of three people.

In each round, you and the other members of your group will decide whether to **"A"** or **"B"**.

Your payment will base on **your decisions and the decisions of the other players in your group**. All groups in this experiment receive the same payoff table which is explained below.

Your decision	Other players' decisions in your group		
	If BOTH of the other participants choose A	If ONE of the other participants chooses A and the other chooses B	If BOTH of the other participants choose B
A	12	0	0
B	7	7	7

In this table, rows indicate your decision of **"A"** or **"B"**, and columns show the decisions of the other players. Each cell indicates the payoff in Euro you will receive depending on your decision and the decisions of the others in your group. For example, if you choose **"A"**; and if both of the other members of your group choose **"B"** you receive **0 Euros**; whereas, if you choose **"A"**, and if both of the other players choose **"A"**, you receive **12 Euros**.

Information

After you make your decision, you will be informed about your current decision, the current decisions of your group members and your payment from that round. Moreover, in each round, you can see the information from previous periods (your decisions, the decisions of the others and your payments).

In the table each row gives information about each previous round. Your previous decisions will be in the second column and the previous decisions of the other members of your group will be in the third column. The last column will display your previous payments from previous rounds. The screen you will see in each round will be similar to one of the following:

Round	Your decision	Decisions of the other players in your group	Your payment in round
....

Your Payment

At the end of the experimental session, **one round** is chosen from the 40 rounds. You will be paid your payment in that round. Moreover, you will receive a show-up fee of 3 Euros.

D INSTRUCTIONS OF THE NEUTRAL TREATMENT

INSTRUCTIONS (NEUTRAL SUNSPOTS):

Preliminary Note

You are participating in a study of decision-making behavior in the context of experimental economics. During the study you and the other participants will be asked to make decisions. Throughout and after the experiment, no participant will receive information about the other participants' decisions.

Please read the following instructions. After you have read the instructions, we will come to you to answer the open questions. When all the questions have been answered, the experiment will start. Should you have questions during the experiment, you can give a sign at any point to ask for help from us. No communication among participants is allowed during the experiment.

At the end of the experiment, you will receive the payoff from the experiment and a show-up fee of 3 Euros **in cash**.

Decision Situation

This experiment consists of 40 rounds. At the beginning of the first round you will be randomly paired with two other participants to form a group of three. Notice that **the members of your group will be the same** in each round.

All groups in the experiment consist of three people.

In each round, you and the other members of your group will decide whether to **"A"** or **"B"**.

Announcement

You and the other members of your group will receive an announcement at the beginning of each period. The announcement will be either **strategy A will be chosen by the majority** or **strategy B will be chosen by the majority**, and it will be the **same** for all the participants in this experiment, hence for all the members of your group.

These **announcements are random** since they are determined by the throw of a dice. The experimenter will throw the dice in front of all the participants and you have the opportunity to see the number on the dice via video transmission. You will receive the announcement **"strategy A will be chosen by the majority"** if the dice is 1, 2 or 3, and **"strategy B will be chosen by the majority"** if the dice is 4, 5 or 6.

Your payment will base on **your decisions and the decisions of the other players in your group**. All groups in this experiment receive the same payoff table which is explained below.

Your decision	Other players' decisions in your group		
	If BOTH of the other participants choose A	If ONE of the other participants chooses A and the other chooses B	If BOTH of the other participants choose B
A	12	0	0
B	7	7	7

In this table, rows indicate your decision of **"A"** or **"B"**, and columns show the decisions of the other players. Each cell indicates the payoff in Euro you will receive depending on your decision and the decisions of the others in your group. For example, if you choose **"A"**; and if both of the other members of your group choose **"B"** you receive

0 Euros; whereas, if you choose **"A"**, and if both of the other players choose **"A"**, you receive **12 Euros**.

Information

After you make your decision, you will be informed about your current decision, the current

decisions of your group members and your payment from that round. Moreover, in each round, you can see the information from previous periods (your decisions, the announcement, the decisions of the others and your payments).

Each row will give information about each round. The announcement given in that period will be in the second column. Your previous decisions will be in the third column and the previous decisions of the other members of your group will be in the fourth column. The last column will display your previous payments from previous rounds. The

screen you will see in each round will be similar to one of the following:

Round	Announcement	Your decision	Decisions of the other players in your group	Your points in round
....

Your Payment

At the end of the experimental session, **one round** is chosen from the 40 rounds. You will be paid your payment in that round. Moreover, you will receive a show-up fee of 3 Euros.

E INSTRUCTIONS OF THE NEGATIVE TREATMENT

INSTRUCTIONS (NEGATIVE SUNSPOTS):

Preliminary Note

You are participating in a study of decision-making behavior in the context of experimental economics. During the study you and the other participants will be asked to make decisions. Throughout and after the experiment, no participant will receive information about the other participants' decisions.

Please read the following instructions. After you have read the instructions, we will come to you to answer the open questions. When all the questions have been answered, the experiment will start. Should you have questions during the experiment, you can give a sign at any point to ask for help from us. No communication among participants is allowed during the experiment.

At the end of the experiment, you will receive the payoff from the experiment and a show-up fee of 3 Euros **in cash**.

Decision Situation

This experiment consists of 40 rounds. At the beginning of the first round you will be randomly paired with two other participants to form a group of three. Notice that **the members of your group will be the same** in each round.

All groups in the experiment consist of three people.

In each round, you and the other members of your group will decide whether to **"A"** or **"B"**.

Announcement

You and the other members of your group will receive an announcement at the beginning of each period. The announcement will be either **strategy A will be chosen by the majority** or **strategy B will be chosen by the majority**, and it will be the **same** for all the participants in this experiment, hence for all the members of your group.

These **announcements are random** since they are determined by the throw of a dice. The experimenter will throw the dice in front of all the participants and you have the opportunity to see the number on the dice via video transmission. You will receive the announcement **"strategy A will be chosen by the majority"** if the dice is 1 and **"strategy B will be chosen by the majority"** if the dice is 2, 3, 4, 5 or 6.

Your payment will base on **your decisions and the decisions of the other players in your group**. All groups in this experiment receive the same payoff table which is explained below.

Your decision	Other players' decisions in your group		
	If BOTH of the other participants choose A	If ONE of the other participants chooses A and the other chooses B	If BOTH of the other participants choose B
A	12	0	0
B	7	7	7

In this table, rows indicate your decision of “**A**” or “**B**”, and columns show the decisions of the other players. Each cell indicates the payoff in Euro you will receive depending on your decision and the decisions of the others in your group. For example, if you choose “**A**”; and if both of the other members of your group choose “**B**” you receive **0 Euros**; whereas, if you choose “**A**”, and if both of the other players choose “**A**”, you receive **12 Euros**.

Information

After you make your decision, you will be informed about your current decision, the current decisions of your group members and your payment from that round. Moreover, in each round, you can see the information from previous periods (your decisions, the announcement, the decisions of the others and your payments).

Each row will give information about each round. The announcement given in that period will be in the second column. Your previous decisions will be in the third column and the previous decisions of the other members of your group will be in the fourth column. The last column will display your previous payments from previous rounds. The screen you will see in each round will be similar to one of the following:

Round	Announcement	Your decision	Decisions of the other players in your group	Your points in round
....

Your Payment

At the end of the experimental session, one round is chosen from the 40 rounds. You will be paid your payment in that round. Moreover, you will receive a show-up fee of 3 Euros.

WORKING PAPERS ON EAST ASIAN STUDIES BACK ISSUES

No. 113 / 2017 Guanzhong Yang: The Impact of Incentives on Prosocial Behavior – An Experimental Investigation with German and Chinese Subjects

No. 112 / 2017 Shuanping Dai, Guanzhong Yang: Does Social Inducement Lead to Higher Open Innovation Investment? An Experimental Study

No. 111 / 2017 Shuanping Dai: China's Idiosyncratic Economics: An Emerging Unknown Monism Driven by Pluralism

No. 110 / 2016 Thomas Heberer: Reflections on the Concept of Representation and Its Application to China

No. 109 / 2016 Yuan Li, Kierstin Bolton, Theo Westphal: The Effect of the New Silk Road Railways on Aggregate Trade Volumes between China and Europe

No. 108 / 2016 Thomas Heberer: Strategic Behavior of Private Entrepreneurs in China – Collective Action, Representative Claims, and Connective Action

No. 107 / 2016 Torsten Heinrich, Shuanping Dai: Diversity of Firm Sizes, Complexity, and Industry Structure in the Chinese Economy

No. 106 / 2015 Ralf Bebenroth, Kai Oliver Thiele: Identification to Oneself and to the Others: Employees' Perceptions after a Merger

No. 105 / 2015 Jun Gu, Annika Mueller, Ingrid Nielsen, Jason Shachat, Russell Smyth: Reducing Prejudice through Actual and Imagined Contact: A Field Experiment with Malawian Shopkeepers and Chinese Immigrants

No. 104 / 2015 Marcus Conlé: Architectural Innovation in China. The Concept and its Implications for Institutional Analysis

No. 103 / 2015 Kai Duttler, Tatsuhiro Shichijo: Default or Reactance? Identity Priming Effects on Overconfidence in Germany and Japan

No. 102 / 2015 Martin Hemmert: The Relevance of Interpersonal and Inter-organizational Ties for Interaction Quality and Outcomes of Research Collaborations in South Korea

No. 101 / 2015 Shuanping Dai, Wolfram Elsner: Declining Trust in Growing China. A Dilemma between Growth and Socio-Economic Damage

No. 99 / 2014 Anna L. Ahlers, Thomas Heberer, Gunter Schubert: 'Authoritarian Resilience' and Effective Policy Implementation in Contemporary China – A Local State Perspective

No. 98 / 2014 Werner Pascha: The Potential of Deeper Economic Integration between the Republic of Korea and the EU, Exemplified with Respect to E-Mobility

No. 97 / 2014 Anja Senz, Dieter Reinhardt (Eds.): Task Force: Connecting India, China and Southeast Asia – New Socio-Economic Developments

No. 96 / 2014 Markus Taube: Grundzüge der wirtschaftlichen Entwicklung und ihre ordnungspolitischen Leitbilder in der VR China seit 1949

No. 95 / 2013 Yasuo Saeki, Sven Horak: The Role of Trust in Cultivating Relation-specific Skills – The Case of a Multi-national Automotive Supplier in Japan and Germany

No. 94 / 2013 Heather Xiaoquan Zhang, Nicholas Loubere: Rural Finance, Development and Livelihoods in China

No. 93 / 2013 Thomas Heberer, Anja Senz (Hg.): Task Force: Wie lässt sich die Zusammenarbeit des Landes Nordrhein-Westfalen mit China und den NRW-Partnerprovinzen vertiefen?

No. 92 / 2013 Sven Horak: Cross-Cultural Experimental Economics and Indigenous Management Research – Issues and Contributions

No. 91 / 2013 Jann Christoph von der Pütten, Christian Göbel (Hg.): Task Force: Gewerkschaften, Arbeitsmarktregulierung und Migration in China

No. 90 / 2012 Thomas Heberer: Some Reflections on the Current Situation in China

No. 89 / 2011 Susanne Löhr, René Trappel (Hg.): Task Force: Nahrungsmittel in China – Food-Security- und Food-Safety-Problematik in China

No. 88 / 2011 Peter Thomas in der Heiden: Chinese Sectoral Industrial Policy Shaping International Trade and Investment Patterns – Evidence from the Iron and Steel Industry

No. 87 / 2010 Marcus Conlé: Health Biotechnology in China: National, Regional, and Sectoral Dimensions

No. 86 / 2010 Anja Senz, Dieter Reinhardt (eds.): Green Governance – One Solution for Two Problems? Climate Change and Economic Shocks: Risk Perceptions and Coping Strategies in China, India and Bangladesh

No. 85 / 2010 Heather Xiaoquan Zhang: Migration, Risk and Livelihoods: A Chinese Case

No. 84 / 2010 Marcus Conlé, Markus Taube: Anatomy of Cluster Development in China: The case of health biotech clusters

No. 83 / 2010 Sven Horak: Aspects of Inner-Korean Relations Examined from a German Viewpoint

No. 82 / 2010 Thomas Heberer, Anja-D. Senz (Hg.): Chinas Rolle in den internationalen Beziehungen – globale Herausforderungen und die chinesische Außenpolitik

- No. 81 / 2009** Flemming Christiansen, Heather Xiaoquan Zhang: The Political Economy of Rural Development in China: Reflections on Current Rural Policy
- No. 80 / 2009** Chan-Mi Strüber: Germany's Role in the Foreign Direct Investment Configuration of Korean Multi-national Enterprises in Europe
- No. 79 / 2009** Thomas Heberer, Anja-D. Senz (Hg.): Task Force: Entwicklungspolitik und -strategien in Ostasien am Beispiel der chinesischen Umweltpolitik
- No. 78 / 2008** Werner Pascha, Cornelia Storz: How are Markets Created? The Case of Japan's Silver Market
- No. 77 / 2008** Werner Pascha, Uwe Holtschneider (Hg.): Task Force: Corporate Social Responsibility in Japan und Österreich
- No. 76 / 2008** Yu Keping: China's Governance Reform from 1978 to 2008
- No. 75 / 2008** Thomas Heberer: Task Force: Entwicklungspolitik in China: Herausforderungen, Lösungsstrategien und deutsch-chinesische Entwicklungszusammenarbeit
- No. 74 / 2008** Markus Taube: Ökonomische Entwicklung in der VR China. Nachholendes Wachstum im Zeichen der Globalisierung
- No. 73 / 2007** Norifumi Kawai, Manja Jonas: Ownership Strategies in Post-Financial Crisis South-East Asia: The Case of Japanese Firms
- No. 72 / 2007** Werner Pascha, Cornelia Storz, Markus Taube (Eds.): Workshop Series on the Role of Institutions in East Asian Development – Institutional Foundations of Innovation and Competitiveness in East Asia
- No. 71 / 2006** Norifumi Kawai: Spatial Determinants of Japanese Manufacturing Firms in the Czech Republic
- No. 70 / 2006** Werner Pascha, Cornelia Storz (Hg.): Workshop Institutionen in der Entwicklung Ostasiens I – Offenheit und Geschlossenheit asiatischer Wirtschaftssysteme
- No. 69 / 2006** Christian Göbel: The Peasant's Rescue from the Cadre? An Institutional Analysis of China's Rural Tax and Fee Reform
- No. 68 / 2006** Thomas Heberer: Institutional Change and Legitimacy via Urban Elections? People's Awareness of Elections and Participation in Urban Neighbourhoods (*Shequ*)
- No. 67 / 2006** Momoyo Hüstebeck: Tanaka Makiko: Scharfzüngige Populistin oder populäre Reformerin?
- No. 66 / 2006** Momoyo Hüstebeck: Park Geun-hye: Als Präsidententochter zur ersten Staatspräsidentin Südkoreas?
- No. 65 / 2006** Werner Pascha, Cornelia Storz (Hg.): Workshop Organisation und Ordnung der japanischen Wirtschaft V. Themenschwerpunkt: Deutschlandjahr in Japan – eine Zwischenbilanz
- No. 64 / 2004** Christian Göbel, Thomas Heberer (Hg.): Task Force: Zivilgesellschaftliche Entwicklungen in China / Task Force: Civil Societal Developments in China
- No. 63 / 2005** Thorsten Nilges: Zunehmende Verschuldung durch Mikrokredite. Auswertung eines Experiments in Südindien
- No. 62 / 2004** Jun Imai: The Rise of Temporary Employment in Japan. Legalisation and Expansion of a Non-Regular Employment Form
- No. 61 / 2004** Thomas Heberer, Nora Sausmikát: Bilden sich in China Strukturen einer Zivilgesellschaft heraus?
- No. 60 / 2004** Thomas Heberer, Anja Senz (Hg.): Feldforschung in Asien: Erlebnisse und Ergebnisse aus der Sicht politikwissenschaftlicher Ostasienforschung
- No. 59 / 2004** Li Fan: Come by the Wind. Li Fan's Story in Buyun Election
- No. 58 / 2004** Li Minghuan: Labour Brokerage in China Today: Formal and Informal Dimensions
- No. 57 / 2004** Dorit Lehrack: NGO im heutigen China – Aufgaben, Rolle und Selbstverständnis
- No. 56 / 2004** Anja Senz: Wählen zwischen Recht und Pflicht – Ergebnisse einer Exkursion der Ostasienwissenschaftler in die Provinz Sichuan / VR China
- No. 55 / 2004** Werner Pascha, Cornelia Storz: Workshop Organisation und Ordnung der japanischen Wirtschaft IV. Themenschwerpunkt: Wahrnehmung, Institutionenökonomik und Japanstudien
- No. 54 / 2004** Thomas Heberer: Ethnic Entrepreneurs as Agents of Social Change. Entrepreneurs, clans, social obligations and ethnic resources: the case of the Liangshan Yi in Sichuan
- No. 53 / 2003** Hermann Halbeisen: Taiwan's Domestic Politics since the Presidential Elections 2000
- No. 52 / 2003** Claudia Derichs, Wolfram Schaffar (Hg.): Task Force: Interessen, Machtstrukturen und internationale Regime. Die WTO-Verhandlungen zum GATS (Dienstleistungsabkommen) und sein Einfluss auf Asien
- No. 51 / 2003** Markus Taube: Chinas Rückkehr in die Weltgemeinschaft. Triebkräfte und Widerstände auf dem Weg zu einem „Global Player“
- No. 50 / 2003** Kotaro Oshige: Arbeitsmarktstruktur und industrielle Beziehungen in Japan. Eine Bestandsaufnahme mit Thesen zur Zukunftsentwicklung
- No. 49 / 2003** Werner Pascha, Cornelia Storz (Hg.): Workshop Organisation und Ordnung der japanischen Wirtschaft III. Themenschwerpunkt: Institutionenökonomik und Japanstudien

- No. 48 / 2003** Institute of East Asian Studies (Ed.), Frank Robaschik (compilation), with contributions from Winfried Flüchter, Thomas Heberer, Werner Pascha, Frank Robaschik, Markus Taube: Overview of East Asian Studies in Central and Eastern Europe
- No. 47 / 2002** Ulrich Zur-Lienen: Singapurs Strategie zur Integration seiner multi-ethnischen Bevölkerung: Was sich begegnet gleicht sich an
- No. 46 / 2002** Thomas Heberer: Strategische Gruppen und Staatskapazität: Das Beispiel der Privatunternehmer in China
- No. 45 / 2002** Thomas Heberer, Markus Taube: China, the European Union and the United States of America: Partners or Competitors?
- No. 44 / 2002** Werner Pascha: Wirtschaftspolitische Reformen in Japan – Kultur als Hemmschuh?
- No. 43 / 2002** Werner Pascha, Klaus Ruth, Cornelia Storz (Hg.): Themenschwerpunkt: Einfluss von IT-Technologien auf Strukturen und Prozesse in Unternehmen
- No. 42 / 2002** Karin Adelsberger, Claudia Derichs, Thomas Heberer, Patrick Raszelenberg: Der 11. September und die Folgen in Asien. Politische Reaktionen in der VR China, Japan, Malaysia und Vietnam
- No. 41 / 2001** Claudia Derichs, Thomas Heberer (Hg.): Task Force: Ein Gutachten zu Beschäftigungspolitik, Altersvorsorge und Sozialstandards in Ostasien
- No. 40 / 2001** Werner Pascha, Frank Robaschik: The Role of Japanese Local Governments in Stabilisation Policy
- No. 39 / 2001** Anja Senz, Zhu Yi: Von Ashima zu Yi-Rap: Die Darstellung nationaler Minderheiten in den chinesischen Medien am Beispiel der Yi-Nationalität
- No. 38 / 2001** Claudia Derichs: Interneteinsatz in den Duisburger Ostasienwissenschaften: Ein Erfahrungsbericht am Beispiel des deutsch-japanischen Seminars „DJ50“
- No. 37 / 2001** Zhang Luocheng: The particularities and major problems of minority regions in the middle and western parts of China and their developmental strategy
- No. 36 / 2001** Thomas Heberer: Falungong – Religion, Sekte oder Kult? Eine Heilsgemeinschaft als Manifestation von Modernisierungsproblemen und sozialen Entfremdungsprozessen
- No. 35 / 2001** Claudia Derichs, Thomas Heberer, Patrick Raszelenberg (Hg.): Task Force: Ein Gutachten zu den politischen und wirtschaftlichen Beziehungen Ostasien–NRW
- No. 34 / 2000** Ulrich Jürgens, Werner Pascha, Cornelia Storz (Hg.): Workshop Organisation und Ordnung der japanischen Wirtschaft I. Themenschwerpunkt: „New Economy“ – Neue Formen der Arbeitsorganisation in Japan
- No. 33 / 2000** Winfried Flüchter: German Geographical Research on Japan
- No. 32 / 2000** Thomas Heberer, Sabine Jakobi: Henan – The Model: From Hegemonism to Fragmentism. Portrait of the Political Culture of China's Most Populated Province
- No. 31 / 2000** Thomas Heberer: Some Considerations on China's Minorities in the 21st Century: Conflict or Conciliation?
- No. 30 / 2000** Jun Imai, Karen Shire: Flexible Equality: Men and Women in Employment in Japan
- No. 29 / 2000** Karl Lichtblau, Werner Pascha, Cornelia Storz (Hg.): Workshop Klein- und Mittelunternehmen in Japan V. Themenschwerpunkt: M&A in Japan – ein neues Instrument der Unternehmenspolitik?
- No. 28 / 1999** Rainer Dormels: Regionaler Antagonismus in Südkorea
- No. 27 / 1999** Claudia Derichs, Tim Goydke, Werner Pascha (Hg.): Task Force: Ein Gutachten zu den deutschen/europäischen Außen- und Außenwirtschaftsbeziehungen mit Japan
- No. 26 / 1999** Susanne Steffen: Der Einsatz der Umweltpolitik in der japanischen Elektrizitätswirtschaft
- No. 25 / 1999** Claudia Derichs: Nationbuilding in Malaysia under Conditions of Globalization
- No. 24 / 1999** Thomas Heberer, Arno Kohl, Tuong Lai, Nguyen Duc Vinh: Aspects of Privat Sector Development in Vietnam
- No. 23 / 1999** Werner Pascha: Corruption in Japan – An Economist's Perspective
- No. 22 / 1999** Nicole Bastian: Wettbewerb im japanischen Fernsehmarkt. Neue Strukturen durch Kabel- und Satellitenfernsehen? Eine wettbewerbstheoretische Analyse
- No. 21 / 1999** Thomas Heberer: Entrepreneurs as Social Actors: Privatization and Social Change in China and Vietnam
- No. 20 / 1999** Vereinigung für sozialwissenschaftliche Japan-Forschung (Hg.): Quo vadis sozialwissenschaftliche Japan-Forschung? Methoden und Zukunftsfragen
- No. 19 / 1999** Bong-Ki Kim: Das Problem der interkulturellen Kommunikation am Beispiel der Rezeption Deweys in China
- No. 18 / 1998** Werner Pascha, Cornelia Storz (Hg.): Workshop Klein- und Mittelunternehmen in Japan IV. Themenschwerpunkt Netzwerke
- No. 17 / 1998** Andreas Bollmann, Claudia Derichs, Daniel Konow, Ulrike Rebele, Christian Schulz, Kerstin Seemann, Stefanie Teggemann, Stephan Wieland: Interkulturelle Kompetenz als Lernziel
- No. 16 / 1997** Werner Pascha, Cornelia Storz (Hg.): Workshop Klein- und Mittelunternehmen in Japan III. Themenschwerpunkt Innovation

No. 15 / 1997 Winfried Flüchter: Tokyo quo vadis? Chancen und Grenzen (?) metropolitanen Wachstums

No. 14 / 1997 Claudia Derichs: Der westliche Universalitätsanspruch aus nicht-westlicher Perspektive

No. 13 / 1997 Werner Pascha: Economic Globalization and Social Stabilization: A Dual Challenge for Korea

No. 12 / 1996 Claudia Derichs: Kleine Einführung in die Politik und das politische System Japans

No. 11 / 1996 Mikiko Eswein: Die Rolle der Berufsbildung beim sozialen Wandel in Japan

No. 10 / 1996 Mikiko Eswein: Erziehung zwischen Konfuzianismus und Bismarck. Schule und Erziehungssystem in Japan

No. 9 / 1996 Werner Pascha: On the Relevance of the German Concept of "Social Market Economy" for Korea

No. 8 / 1996 Carsten Herrmann-Pillath: Strange Notes on Modern Statistics and Traditional Popular Religion in China: Further Reflections on the Importance of Sinology for Social Science as applied on China

No. 7 / 1996 Ralph Lützeler: Die japanische Familie der Gegenwart – Wandel und Beharrung aus demographischer Sicht

No. 6 / 1995 Werner Pascha (Hg.): Klein- und Mittelunternehmen in Japan – Dokumentation eines Workshops

No. 5 / 1995 Chen Lai: Die Kultur des Volkskonfuzianismus: Eine Untersuchung der Literatur zur kindlichen Erziehung (*Meng xue*)

No. 4 / 1995 Carsten Herrmann-Pillath: Die Volksrepublik und die Republik China: Die Gratwanderung zweier chinesischer Staaten zwischen Politik und Wirtschaft

No. 3 / 1995 Carsten Herrmann-Pillath: On the Importance of Studying Late Qing Economic and Social History for the Analysis of Contemporary China or: Protecting Sinology Against Social Science

No. 2 / 1995 H. J. Beckmann, K. Haaf, H. Kranz, W. Pascha, B. Slominski, T. Yamada: „Japan im Netz“. Eine Materialsammlung zur Nutzung des Internet

No. 1 / 1995 Claudia Derichs, Winfried Flüchter, Carsten Herrmann-Pillath, Regine Mathias, Werner Pascha: Ostasiatische Regionalstudien: Warum?