

Dreher, Axel; Gassebner, Martin; Schaudt, Paul

Working Paper

The Effect of Migration on Terror - Made at Home or Imported from Abroad?

CESifo Working Paper, No. 6441

Provided in Cooperation with:

Ifo Institute – Leibniz Institute for Economic Research at the University of Munich

Suggested Citation: Dreher, Axel; Gassebner, Martin; Schaudt, Paul (2017) : The Effect of Migration on Terror - Made at Home or Imported from Abroad?, CESifo Working Paper, No. 6441, Center for Economic Studies and ifo Institute (CESifo), Munich

This Version is available at:

<https://hdl.handle.net/10419/161880>

Standard-Nutzungsbedingungen:

Die Dokumente auf EconStor dürfen zu eigenen wissenschaftlichen Zwecken und zum Privatgebrauch gespeichert und kopiert werden.

Sie dürfen die Dokumente nicht für öffentliche oder kommerzielle Zwecke vervielfältigen, öffentlich ausstellen, öffentlich zugänglich machen, vertreiben oder anderweitig nutzen.

Sofern die Verfasser die Dokumente unter Open-Content-Lizenzen (insbesondere CC-Lizenzen) zur Verfügung gestellt haben sollten, gelten abweichend von diesen Nutzungsbedingungen die in der dort genannten Lizenz gewährten Nutzungsrechte.

Terms of use:

Documents in EconStor may be saved and copied for your personal and scholarly purposes.

You are not to copy documents for public or commercial purposes, to exhibit the documents publicly, to make them publicly available on the internet, or to distribute or otherwise use the documents in public.

If the documents have been made available under an Open Content Licence (especially Creative Commons Licences), you may exercise further usage rights as specified in the indicated licence.

The Effect of Migration on Terror – Made at Home or Imported from Abroad?

Axel Dreher, Martin Gassebner, Paul Schaudt

Impressum:

CESifo Working Papers

ISSN 2364-1428 (electronic version)

Publisher and distributor: Munich Society for the Promotion of Economic Research - CESifo GmbH

The international platform of Ludwigs-Maximilians University's Center for Economic Studies and the ifo Institute

Poschingerstr. 5, 81679 Munich, Germany

Telephone +49 (0)89 2180-2740, Telefax +49 (0)89 2180-17845, email office@cesifo.de

Editors: Clemens Fuest, Oliver Falck, Jasmin Gröschl

www.cesifo-group.org/wp

An electronic version of the paper may be downloaded

- from the SSRN website: www.SSRN.com
- from the RePEc website: www.RePEc.org
- from the CESifo website: www.CESifo-group.org/wp

The Effect of Migration on Terror – Made at Home or Imported from Abroad?

Abstract

We investigate whether the stock of foreigners residing in a country leads to a larger number of terrorist attacks on that country. Our instrument for the stock of foreigners relies on the interaction of two sets of variables. Variation across host-origin-dyads results from structural characteristics between the country of origin and the host, while variation over time makes use of changes in push and pull factors between host and origin countries resulting from natural disasters. Controlling for the levels of these variables themselves and fixed effects for dyads and years, the interaction provides a powerful and excludable instrument. Using data for 20 OECD host countries and 187 countries of origin over the 1980-2010 period we show that the probability of a terrorist attack increases with a larger number of foreigners living in a country. However, this scale effect is not larger than the effect domestic populations have on domestic terror. We find some evidence that terror is systematically imported from countries with large Muslim populations. A larger number of attacks against foreigners in the host country increases the risk of terror from foreigners there. We find that host country policies relating to integration and the rights of foreigners are key to fight terror – stricter policies that exclude foreigners already living in a country increase the risk of terror. High-skilled migrants are associated with a significantly lower risk of terror compared to low-skilled ones, while there is no significant difference between male and female migrants.

JEL-Codes: D740, F220, F520, P480.

Keywords: terrorism, migration, migration policy.

Axel Dreher
Heidelberg University / Germany
mail@axel-dreher.de

Martin Gassebner
University of Hannover / Germany
gassebner@mak.uni-hannover.de

Paul Schaudt
University of Hannover / Germany
schaudt@glad.uni-hannover.de

April 2017

We thank Richard Bluhm, Stephan Klasen, Christopher Parsons, Patrick Puhani, Todd Sandler, participants of the Terrorism and Policy Conference (Dallas 2010), the CESifo Workshop in Political Economy (Dresden 2016), and the Globalization and Development Workshop (GLAD, Hannover 2016) for helpful comments.

... the attacks of September 11, 2001, showed that some [immigrants] come to the United States to commit terrorist acts, to raise funds for illegal terrorist activities, or to provide other support for terrorist operations, here and abroad.

George W. Bush (2001)

Immigration and Jihad go together. One is the consequence of the other and dependent upon it.

Imam Abu Baseer¹

1. Introduction

There is clear and systematic evidence that countries threatened by terrorist attacks respond to this threat to their values by diminishing the very rights they aim to protect in the first place (Dreher et al. 2010). An area particularly prone to human rights restrictions is immigration and asylum policy. Arguably, it is easier to restrict the rights of foreigners in order to increase the (perceived) security of a country's natives than to restrict the rights of these natives (i.e., voters) themselves.

Plenty of evidence suggests that stricter immigration and visa policies are indeed a preferred reaction to terrorist attacks (Fitzpatrick 2002, Martin and Martin 2004, Avdan 2014).² After the September 11, 2001 (hereafter 9/11) attacks on the United States, U.S. President George W. Bush issued a Presidential Directive introducing stricter immigration policies to combat terrorism. The new Department of Homeland Security (DHS) was founded in 2003, incorporating the former Immigration and Naturalization Service (INS). The new Department explicitly links immigration policies to anti-terrorism strategies (Kerwin 2005). A number of additional discriminatory measures have since been implemented, among them exceptional powers to the Attorney General to detain foreigners without hearings and proof of guilt if there is "reasonable grounds to believe" these foreigners are involved in terrorist activity, ethnic profiling, and required registration for certain groups of entrants – in particular from Muslim states (Spencer 2007). In 2016, the Republican candidate for the US-Presidency successfully competed on the promise to ban all Muslims from immigration to the United States. Directly after his inauguration he issued a travel ban for seven predominantly Muslim countries.

The United Kingdom equally tightened immigration policies in the wake of 9/11, most notably with the introduction of the Anti-terrorism, Crime and Security Act 2001 (Spencer

¹ Abu Baseer is a leading religious supporter of al Qaeda (Leiken 2004). Cited in Paz (2002: 73).

² Also see Bandyopadhyay and Sandler's (2014) game-theoretic model on immigration policy and counterterrorism.

2007). Under the Act, the Secretary of State for the Home Department is allowed to order the detention of foreigners based on mere suspicion of terrorist involvement, without trial.³ As Spencer (2007) summarizes, France, Germany, and Spain, among others, have similarly tightened immigration laws or procedures in response to the terrorist attacks of 9/11.

In light of these reactions to terror, evidence that liberal immigration and integration policies or the number of foreigners living in a country foster terrorism is surprisingly scarce. The only systematic statistical analysis we are aware of reports a negative correlation between migration and terrorist attacks (Bove and Böhmelt 2016).⁴ Other previous studies that address the link between terror and migration either examine the effect of terror on migration (e.g., Dreher et al. 2011) or employ data on terrorists with immigration status rather than relying on systematic cross-country time-series data on migration and terror attacks (Kephart 2005, Leiken 2004, Leiken and Brooke 2006). Studies focusing on terrorists with immigrant background find a close link between immigration and terrorism. Given that they do not examine overall flows of immigration but only those cases in which immigrants have been involved in terrorist activity, these studies do obviously not allow drawing conclusions about the benefits and drawbacks of overall migration on terrorist attacks (Spencer 2007).⁵ The absence of a causal investigation about whether and to what extent migration induces terror is an important gap in the literature.

We fill this gap and analyze the effect of immigration on terror attacks in an instrumental variable setting. Our instrument for the stock of foreigners relies on the interaction between two sets of variables. Variation across host-origin-dyads results from structural characteristics between the country of origin and the host, while variation over time (and dyads) makes use of changes in push and pull factors between host and origin countries resulting from natural disasters.⁶ Controlling for the levels of these variables themselves and fixed effects for dyads and years, the interaction provides a powerful and excludable instrument.

Using data for 20 OECD host countries and 187 countries of origin over the 1980-2010 period we find that terror increases with the number of foreigners living in a host country. This scale effect relating larger numbers of foreigners to more attacks does not imply that foreigners are more likely to become terrorists compared to the domestic population. When we calculate the effect of a larger native population on the frequency of terror attacks by natives, we find

³ The act was deemed unlawful in 2004, which is why the Prevention of Terrorism Act 2005 was passed, allowing the Home Secretary to impose “control orders” on everyone suspected of being involved in terrorism.

⁴ There is, however, evidence that the number of refugees hosted in a country are correlated with a larger number of terrorist attacks (Milton et al. 2013).

⁵ The benefits of immigration tend to be ignored when discussed in the context of terrorism (see Fitzpatrick 2002).

⁶ This follows established practice in the literature on migration (see Alesina et al. 2016, Doquier et al. 2016).

this effect to be of comparable size. Overall, we thus conclude that migrants are not more likely to become terrorists than the natives of the country they live in.

We refine the basic analysis in several ways. With some exceptions, we do not find migrants coming from Muslim-majority countries and those coming from countries with particularly pronounced terrorist activity to be more likely to be engaged in terrorist activity than other foreigners. We also test whether and to what extent immigration and integration policies change the effect of foreigners on terror. We find that domestic policies relating to the integration and prospects of immigrants as well as immigration policies affect the probability that foreigners turn violent. More specifically, our results show that restrictions on migrants' rights and stricter immigration laws increase terror. Overall, we conclude that host country policies are key to fight terror, but in other ways than commonly perceived. It seems that stricter policies segregating foreigners already living in a country lead to alienation and thus increase the risk of terror. We also find that high-skilled migrants are associated with a significantly lower risk of terror compared to low-skilled ones, while there is no significant difference in terror arising from male compared to female migrants.

The next section discusses the previous evidence linking immigration to terrorism and introduces our hypotheses. We outline our data and methods of estimation in Section 3, and present results in Section 4. Section 5 tests robustness, while the final section concludes and discusses policy implications.

2. Terror and Migration

While there is no evidence of a systematic effect of immigration on terrorism, plenty of anecdotes and opinion-based writings, in concert with a number of descriptive evaluations of terrorist events exist.⁷ Somewhat systematic evidence is offered in the few studies analyzing the vitas of known or suspected terrorists. Among these, Camarota (2002) investigates how 48 foreign-born Islamic terrorists entered and remained in the United States in the 1993-2001 period. Leiken (2004) focuses on 212 suspected and convicted terrorists in North America and Western Europe from 1993-2003. Kephart (2005) covers the immigration histories of 94 terrorists operating in the United States in the 1990-2004 period, while Leiken and Brooke

⁷ A particularly prominent example of opinion-based "analysis" is Michelle Malkin's (2002) bestseller *Invasion*, suggesting a range of discriminatory measures against immigrants to prevent the migration of terror. Regarding anecdotes, with the exception of the Oklahoma Bombings in April 1995 all major global terrorist attacks in Western countries in the previous decade have been conducted by immigrants (Angenendt and Cooper 2006). Among the sample of terrorists covered in Leiken (2004), 86 percent were Muslim immigrants, 8 percent were converts, and the remainder mainly African American Muslims.

(2006) coded 373 terrorists belonging to organizations with global reach over the years 1993-2004.

All these studies find that terrorism is strongly associated with immigration. Camarota (2002: 5) consequently concludes that “there is probably no more important tool for preventing future attacks on U.S. soil than the nation’s immigration system.”

Camarota (2002) summarizes activities of foreigners who immigrated to the United States long before engaging in terrorist activities. According to Camarota, between 700,000 and 900,000 people permanently immigrate to the United States every year. Roughly half of these previously entered the United States on temporary visas.⁸ For example prior to 9/11, more than half of the terrorists in Camarota’s sample have been long-term residents or naturalized citizens. Among them are Mohammed Saleh – involved in the planned bombing of the United Nations building in New York, among others, in 1993. Saleh was a legal permanent resident (by marriage). The leader of this planned attack, Siddig Ibrahim Siddig Ali has also been a legal resident by marriage. Iyman Faris, another example, was sentenced to 20 years in prison for his involvement in a planned terrorist attack on the Brooklyn Bridge by al Qaeda in 2003. He entered the United States in 1984 and was naturalized in 1999 (Kephart 2005). Similarly, the metro and rail bombings in Paris during the mid-1990s have been conducted by “legal” French Muslim citizens of Algerian origin (Leiken 2004). The leader of the French cell responsible for the bombings, Khaled Kelkal, e.g., immigrated to France from Algeria as an infant in the 1970s (Leiken 2004). French Algerian Rachid Ramda – alleged mastermind behind the bombings – has been granted asylum in Britain in 1992 (Leiken 2004). In these and all of the other examples provided in Kephart (2005), immigration happened many years before the involvement in any terrorist activity. A more recent example is Najim Laachraoui who is alleged to be involved in the suicide terrorist attack on Brussel’s airport in March 2016 (as well as in the Paris attacks of November 2015). He is suspected of building the bombs for both attacks and died in Brussels. Laachraoui was born in Morocco but migrated to Belgium as a child.⁹

Based on terrorists’ vitas summarized in the previous literature, in the vast majority of cases, we would expect foreigners engaging in global terrorism to have lived in the country for a longer period of time rather than entering and immediately being engaged in an attack. Rather than entering as a terrorist, it seems likely they immigrate without the intention to be involved

⁸ Kephart (2005) finds that 16 of the 23 terrorists in her sample who applied for legal permanent residence once being in the United States have been successful in obtaining it, while 20 of 21 were successful in becoming naturalized U.S. citizens. Two thirds of the 94 foreign-born terrorists covered in her sample committed immigration fraud.

⁹ See <http://www.nbcnews.com/storyline/brussels-attacks/najim-laachraoui-what-we-know-about-suspected-bomb-maker-n543996> (accessed November 13, 2016).

in terrorism, and only later turn into terrorists. They get into contact with terrorists living in their host country or when returning to their country of origin for holiday or business.¹⁰ In the empirical analysis below we therefore test whether and to what extent the *stock* of foreigners living in a country is related to the level of terror, rather than focusing on recent entrants.

More specifically, we are interested in whether foreign nationals living in a host country coincide with a larger number of terrorist attacks originating from nationals of the same country on their host country's population. Arguably, the absence of such a pure "scale effect" would be surprising. An increasing number of people living in a country mechanically increases the probability that some of them turn violent (Jetter and Stadelmann 2017). Such correlation is comparable to those between the size of the domestic population living in a country and the number of terrorist attacks pursued by them (Kruger and Maleckova 2003). In light of the scale effect population size has on domestic terror according to the previous literature, the absence of a positive correlation between the number of foreigners and the number of attacks pursued by foreigners would imply that foreigners are less likely to become terrorists than the domestic population. We consider this unlikely. It is therefore important to put the effect of foreigners on the number of foreign attacks in perspective, and compare them to how the number of natives affects terrorism by those natives.

We also allow for the possibility that migrants from different countries engage in terrorist activity to a different extent. The examples in Camarota (2002) and elsewhere suggest that foreigners with Muslim background are particularly likely to engage in terrorist activity. As Enders and Sandler (2006) point out, the marginal costs of terrorism are particularly low in countries with large Muslim populations, while resources required to conduct terror are plenty. We therefore test whether the effect of immigrants from Muslim-majority countries differs from those of other countries. We also test whether immigrants from countries where terror prevails are more likely to be involved in terror¹¹ and to what extent migrants are more prone to engage in terrorism if the host country is engaged in military conflict with the origin country. Conflict

¹⁰ As one example, consider the vita of Jose Padilla, who was arrested for suspected terrorist activity in 2002. He was a U.S. citizen and moved from Puerto Rico to Chicago at the age of 5. He converted to Islam in prison (Leiken 2004). Another example is Christian Ganczarski, convicted for his participation in the Djerba, Tunisia, synagogue bombing in April 2002. He immigrated from Poland at the age of 9 and became German national. He later converted to Islam, studied in Saudi Arabia, and undertook six trips to Afghanistan in the 1999-2001 period (Spiegel online, 1/5/2009, <http://www.spiegel.de/international/europe/0,1518,599485,00.html>, accessed May 5, 2010). Khaled Kelkal, the leader of the French cell responsible for the Paris metro and rail bombings came into contact with Islamism while in French prison (Leiken 2004). The three future 9/11 hijackers from the Hamburg cell came to Germany as legal immigrants and only later came in contact with fundamentalist networks (Leiken 2004). More than 40 percent of the 373 terrorists investigated in Leiken and Brooke (2006) are nationals of Western countries.

¹¹ As Leiken (2004: 87) puts it: "For the production of terrorists what could be more ideal than Algeria – with its modern history of violent political struggle and a vicious fundamentalist resistance movement?"

has been shown to either directly increase the risk of a country's citizens being involved in terrorist activity or to make them more violent in general (Montalvo and Reynal-Querol 2005, Esteban et al. 2012, Campos and Gassebner 2013). Regarding terror, Bove and Böhmelt (2016) provide evidence of a spatial spillover among countries. They show that countries closer to countries rich in terror are more likely to experience terror themselves (with "closer" being measured by the number of migrants from a country, among others). Terrorism has also been shown to be an important tool in interstate disputes (Findley et al. 2010). Hence, we expect foreigners born in countries with populations involved in substantial terrorist activity to be particularly violent.

The role of gender and education has also received attention in the previous literature. While the earlier literature tends to characterize women as victims of terror, more recent discussions acknowledge their role as perpetrators as well (Agara 2015). We therefore examine the role of male and female immigrants separately in addition to investigating their joint effect. We have however no clear hypothesis regarding the importance of gender for whether or not immigrants turn terrorists. The role of education is equally unclear. While many believe poverty to be among the root causes of terrorism, parts of the previous literature have shown that terrorists are often well educated compared to their peers (Kruger and Maleckova 2003).

We hypothesize that a host country's policies and environment are crucial in the fight against terror. One important dimension concerns the extent to which immigrants are integrated into the culture and society of their host country (Leiken 2004, Rahimi and Graumans 2015). Well-integrated foreigners are less likely to engage in terror against their host country population. Tensions among the host and foreign populations, to the contrary, will increase the propensity (of foreigners and natives, arguably) to engage in terrorist acts. Most importantly, we expect terrorist groups to have an easier time recruiting foreigners for the fight against the host country's population, if they themselves are the target of political violence from the domestic population. Furthermore, we expect immigrants' prospects to earn their living and obtain positions of respect in their host countries to be crucial. Policies aimed at forced integration – putting pressure on immigrants to assimilate, learn the language of their host country or change the way they dress or exercise their religion – can turn either way. To the extent these policies are successful and result in better integrated immigrants they can be successful in reducing terror in the future. Yet, restrictions and pressure on immigrants on areas of their lives they deem important, can as well raise resistance and alienation and thus achieve the opposite effect.

A second important dimension of host country policies concerns their immigration policies. Policies on immigration are officially at least in part designed to reduce the risk of terror. It is however not clear if stricter immigration policies do in fact reduce terror committed by foreigners, since their effect on foreigners already living in the host country is not well understood. They could in fact be perceived as acts of repression, racism, and humiliation by foreigners already residing in the host country, thereby increasing the tendencies to engage in terrorism. While we cannot test the first mechanism we can test if stricter immigration policies reduce the risk that migrants engage in terror against their host country when immigration restrictions are put in place.

3. Data and Method

We aim to test whether a larger number of foreigners from a particular country causes more terrorist attacks from people of that nationality in their host country. We define $TERROR_{hot}$ as a binary indicator that is one if a terrorist attack is conducted by nationals of origin o in host country h during year t .¹² Our main variable of interest ($FOREIGNERS$) is the log number of foreigners born in country o and living in country h . While a pure scale effect of a larger number of foreigners living in a country on the number of attacks pursued by them would be unsurprising, we are interested in how the effect compares to the number of terrorist attacks committed by the domestic population.

We take $TERROR$ from the “International Terrorism: Attributes of Terrorist Events” (ITERATE) database (Mickolus et al. 2014). ITERATE provides data on global terrorist acts, including information about the nationality of perpetrators and victims.¹³

Our data on migration are taken from the Institut für Arbeitsmarkt- und Berufsforschung’s (IAB) brain-drain dataset (Brücker et al. 2013). The IAB defines “immigrants” as the number of foreign-born individuals aged 25 years and older living in a country other than the country they were born.¹⁴ The data are based on harmonized census data

¹² Note that we use a binary indicator since 99.5 percent of our dyad-year observations show no transnational terror events, while of the remainder, around 80 percent are one, 15 percent are between 2 and 4, and the remaining 5 percent range between 5 and 17 incidents.

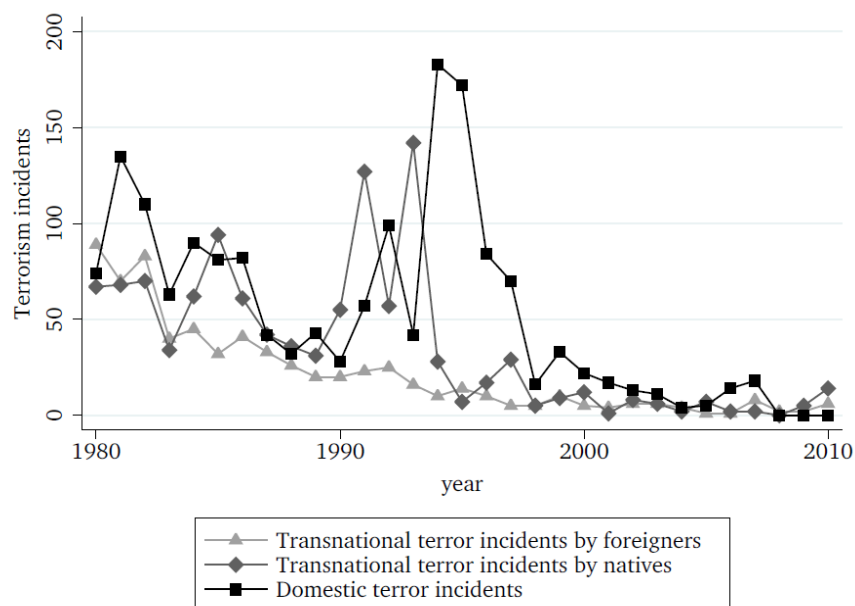
¹³ Mickolus et al. (2014: 2) define transnational terrorism as “the use, or threat of use, of anxiety-inducing, extra-normal violence for political purposes by any individual or group, whether acting for or in opposition to established governmental authority, when such action is intended to influence the attitudes and behavior of a target group wider than the immediate victims and when, through the nationality or foreign ties of its perpetrators, its location, the nature of its institutional or human victims, or the mechanics of its resolution, its ramifications transcend national boundaries.”

¹⁴ The exception is Germany, for which data on foreign-born population before 2009 are unavailable, so that a citizenship-based definition of foreigners is used (Brücker et al. 2013: 3). Germany differs also as an origin country, since the migrant stocks of East- and West-Germany in other countries have been aggregated prior to unification. The same procedure was implemented for South- and North-Yemen. For a more detailed discussion of the IAB harmonization procedure, see Brücker et al. (2013).

of 20 OECD host countries. The dyadic data show the stocks of immigrants from 187 countries of origin in the host countries in 5-year intervals over the 1980-2010 period. We linearly interpolate the years with missing data. Since the stock of foreigners typically evolves slowly over time we expect the noise that we introduce is inconsequential, while allowing us to exploit yearly variation in the terrorist data.¹⁵ We report results without interpolations as a test for robustness.

Figure 1 gives a first impression of the data. It shows the number of transnational terrorist attacks by *FOREIGNERS* in OECD host countries (bright grey line), over the 1980-2010 period.

Figure 1: Terror Incidents and Fatalities in the OECD



Note: The Figure shows the number of transnational and domestic terror events over time, taken from ITERATE, Enders et al. (2011), and Gaibullov et al. (2012).

As can be seen, the number of attacks steadily decreased over time, with total numbers in a decade ranging from 479 in the 1980s, to 138 in the 1990s, and 45 in the 2000s. Figure 1 also shows the number of terrorist attacks of OECD *NATIVES* on *FOREIGNERS* within their

¹⁵ Out of the full sample of 170,742 potential dyadic country-years, data for 39 percent are not available. We test robustness in two ways. One, we exclude host- and origin-country observations where inflows or outflows of migrants surge due to the effect of refugee crises (and noise introduced by linear interpolation is consequently most severe). Two, we use the OECD's (2015) International Migration Database instead, where gaps in the data however abound, so that we also rely on linear interpolation there (while the dataset includes up to 34 host and 184 origin countries, the total number of observations is substantially lower compared to the IAB data). This dataset provides two definitions of immigrants, relying on "passport-based" and "foreign-born" definitions. While we would like to include "immigrants" not only in the first, but also in later generations and so be able to test whether children or grandchildren of immigrants are more likely to become terrorists compared to citizens without any recent history of migration, such data are not available.

host country, as well as from *NATIVES* in their own country (“domestic terrorism”).¹⁶ The figure shows that the bulk of attacks is committed by *NATIVES* within their own countries both against fellow *NATIVES* (black line) and against *FOREIGNERS* (dark grey line). Attacks from *NATIVES* on either *NATIVES* or *FOREIGNERS* exceed those from *FOREIGNERS* on *NATIVES* most of the time.

Table 1: Decomposition of Terror Incidents, 1980-2010

Host countries	Total amount of terror incidents	Percentage committed by natives	Percentage committed by foreigners	Terror committed per native	Terror committed per foreigner
Australia	24	0.75	0.25	1.19E-06	1.25E-05
Austria	60	0.70	0.30	5.68E-06	2.18E-04
Canada	32	0.55	0.45	6.92E-07	2.08E-05
Chile	64	0.97	0.03	4.24E-06	2.12E-05
Denmark	27	0.60	0.40	3.22E-06	3.52E-04
Finland	0			0	0
France	464	0.67	0.33	5.53E-06	2.76E-04
Germany	707	0.87	0.13	8.04E-06	1.50E-04
Greece	309	0.88	0.12	2.74E-05	4.57E-04
Ireland	30	0.26	0.74	2.19E-06	6.36E-04
Luxembourg	3	0.43	0.57	4.63E-06	1.38E-04
Netherlands	75	0.63	0.37	3.26E-06	1.84E-04
New Zealand	5	1.00	0.00	1.56E-06	0
Norway	13	0.69	0.31	2.14E-06	1.37E-04
Portugal	68	0.90	0.10	6.24E-06	1.21E-04
Spain	408	0.91	0.09	9.62E-06	1.37E-04
Sweden	27	0.67	0.33	2.33E-06	7.98E-05
Switzerland	64	0.56	0.44	6.08E-06	1.75E-04
United Kingdom	705	0.91	0.09	1.17E-05	1.24E-04
United States	299	0.61	0.39	7.34E-07	4.05E-05
Average	169	0.71	0.29	5.60e-06	1.73E-04

Notes: Estimates are based on the average number of natives and foreigners within the host countries during the 1980-2010 period (1993 is omitted due to lack of data). The total amount of terror attacks refers to the sum of terror attacks committed within the host country, by nationals against nationals (Enders et al. 2011 and Gaibullov et al. 2012), by nationals against foreigners (ITERATE 2015) and foreigners within the host country regardless of target nationality (ITERATE 2015).

To put these numbers in perspective, Table 1 reports the total number of terrorist attacks in each OECD country over the 1980-2010 period, along with the percentage of those numbers

¹⁶ We calculate the number of *NATIVES* by subtracting the number of *FOREIGNERS* from the host country’s total population, taking data on total population from the World Bank (2016). These data include foreigners, according to the World Bank’s definition of the series: “Total population is based on the de facto definition of population, which counts all residents regardless of legal status or citizenship” (World Bank 2016). ITERATE exclusively includes terrorist events in which the location, perpetrator, and victim do not have the same nationality. Terror conducted by *NATIVES* of country *h* within *h* thus exclusively captures events in which *NATIVES* attack *FOREIGNERS*. Domestic attacks are those where both the perpetrator and the victim originate from the country the attack takes place (taken from Enders et al. 2011 and Gaibullov et al. 2012 based on data from the Global Terrorism Database, GTD).

committed by *NATIVES* (against *NATIVES* or *FOREIGNERS*) compared to *FOREIGNERS*. As can be seen, the large majority of attacks originates from *NATIVES*. However, when we divide the number of attacks by the number of *NATIVES* and *FOREIGNERS*, respectively, the number of attacks per foreigner dominates by an order of magnitude. Specifically, for every one million people, 4.8 terrorist attacks are conducted by *NATIVES*, while the corresponding number for *FOREIGNERS* is 3,487. The table also illustrates that terror events are frequent. Over the sample period, Germany was hit by 707 events. Yet of those incidents only 92 were committed by foreigners while the rest were perpetrated by German citizens, either against foreigners (193) or against other Germans (425). There were 463 events in France (153 committed by foreigners), 408 in Spain (35 committed by foreigners), and 308 in Greece (36 committed by foreigners). On average there is about one attack by foreigners per year and host country. The maximum number of foreign terror attacks in the host countries of our sample in a single year is 35 in the United States in 1982. In our universe of host countries there are 10 attacks by foreigners in the median year (1996): 4 attacks in Germany and 3 attacks in France and the United States, respectively.¹⁷

Figures 2 and 3 show the scale effects of foreign and domestic populations with respect to terror. Figure 2 shows that the number of attacks from *FOREIGNERS* on *NATIVES* increases with the stock of migrants living in an OECD country. According to Figure 3, the number of *NATIVES* living in an OECD country is positively correlated with the number of terrorist attacks from *NATIVES* on either *NATIVES* or *FOREIGNERS*. Both correlations are unsurprising.

We test the effect of *FOREIGNERS* on *TERROR* estimating the following baseline specification with a linear-probability model (and clustering standard errors at the host-origin-dyad):

$$TERROR_{hot} = \alpha + \beta FOREIGNERS_{hot} + \mathbf{X}'_{hot}\psi + \eta_{ho} + \gamma_t + \epsilon_{hot}, \quad (1)$$

where \mathbf{X}'_{hot} is a set of time-varying control variables, η_{ho} are dyadic host-origin fixed effects, γ_t are year fixed effects, and ϵ_{hot} is an error term.

¹⁷ Specifically, in Germany, a U.K. national affiliated with the Irish Republican Army (IRA) fired mortar grenades towards U.K. military barracks. Three attacks were conducted by Turkish citizens against Turkish facilities. In France, two attacks were conducted by Algerians affiliated with the Islamic Armed Group Algeria GIA, of which one was a bombing attack on a commuter train in Paris killing 4 people and injuring 84. The third attack on France in that year was prevented by the authorities (an Iranian citizen who planned a terror attack against Israeli facilities). In the United States, two attacks were committed by Cuban nationals. One was an arson attack against an attorney representing the widow of a leftist guerrilla, the other a “sniping at a building.” The third terror attack involved a Romanian citizen who was arrested while trying to smuggle arms to conduct a terrorist attack.

Figure 2: Correlation of Transnational Terror and Migration Over Host Countries

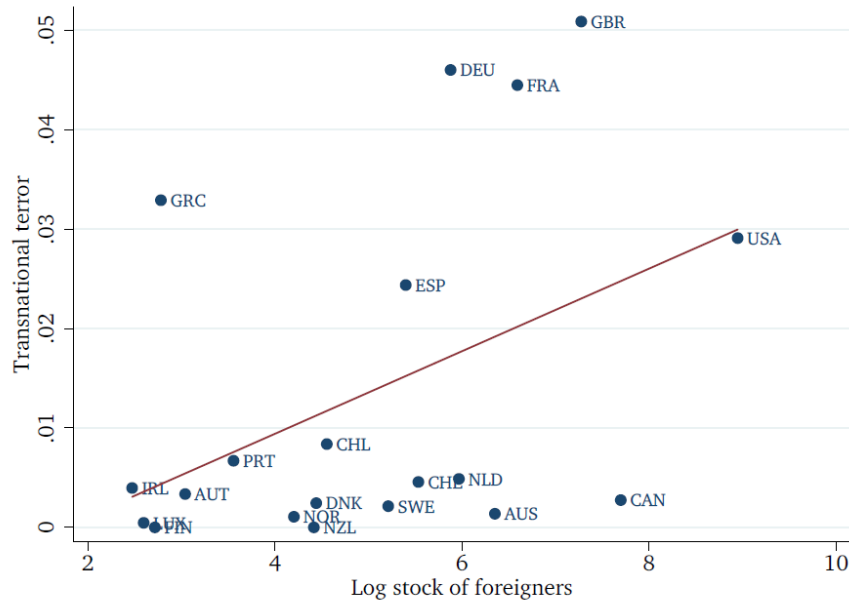
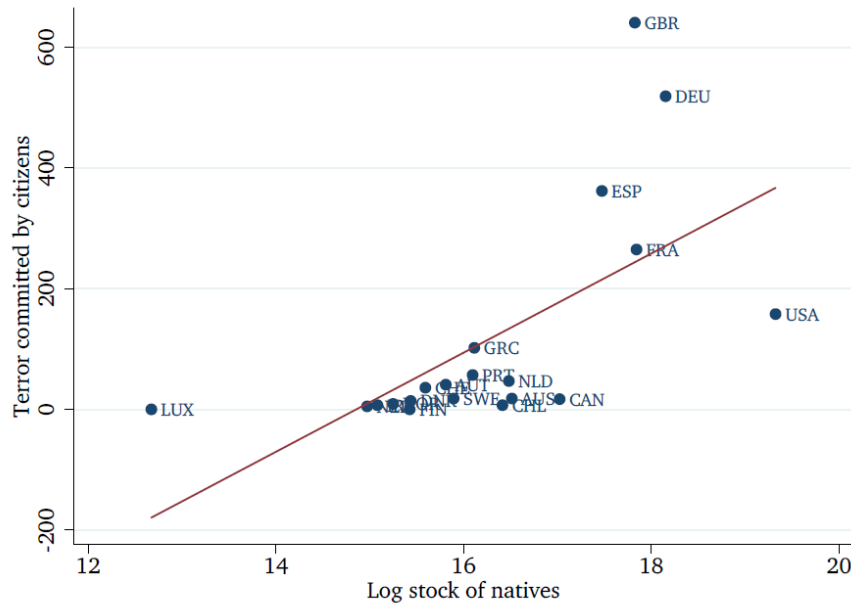


Figure 3: Correlation of Terror Committed by Citizens with Native Population



In our main specifications we assume that terrorist attacks react to changes in our explanatory variables in the same year. This is likely to be the case if terrorist attacks are largely based on short-term changes that foreigners expect to affect their situation in the future or if the attacks are direct reactions to recent policy changes. We rerun all specifications including explanatory variables as (lagged) five-year moving averages to allow for longer lags between changes in policies and outcomes and the actions of terrorists.

Following the previous literature on bilateral terror (Blomberg and Rosendorff 2009, Neumayer and Plümper 2009, Plümper and Neumayer 2010) we include the natural logarithm

of host and origin GDP as well as their populations as our basic control variables.¹⁸ The resulting dataset covers more than 102,000 dyadic observations from 183 origin countries in 20 OECD countries, over the 1980-2010 period. This basic regression ignores the obvious problem of reversed causality and omitted variables bias. Migrants might choose their host country according to the risk of experiencing terror, but potentially also according to the ease of pursuing attacks there. A large number of omitted variables is arguably related to both terror and migration as well. We still report these basic results for comparison.

We proceed by including a number of interactions that test the more nuanced hypotheses introduced above:

$$TERROR_{hot} = \alpha + \beta FOREIGNERS_{hot} + \theta (FOREIGNERS_{hot} * INT_{ho,t-1}) + \delta INT_{ho,t-1} + X'_{hot}\psi + \eta_{ho} + \gamma_t + \epsilon_{hot}, \quad (2)$$

where $INT_{ho,t-1}$ represents the variables that we hypothesized to alter the effect of *FOREIGNERS* on *TERROR* in Section 2 above.¹⁹ These variables are moving averages over five years, as we expect foreigners to react to a country's general trend in policies rather than year-to-year changes. We lag them by one period, since we assume that the effect of these variables on how migration affects terror is not likely to be immediate.

First, we include a $CONFLICT_{ho,t-1}$ indicator that measures the fraction of years a host-origin pair is in a military conflict over the t-5 – t-1 period, based on data taken from the UCDP/PRIO Armed Conflict Dataset V.4-2015 (Gleditsch et al. 2002, Pettersson and Wallensteen 2015).

Our second group of variables exclusively varies at the host-country level. The variable $TERROR_FOREIGN_{ht}$ measures the number of terrorist attacks by *NATIVES* against foreigners in host country h and year t . $RELIGIOUS_TENSIONS_{ht}$ is taken from the International Country Risk Guide (PRS Group undated), ranging between 1 and 6, with higher values representing fewer tensions. It measures “the domination of society and/or governance by a single religious group that seeks to replace civil law by religious law and to exclude other religions from the political and/or social process; the desire of a single religious group to dominate governance; the suppression of religious freedom; the desire of a religious group to express its own identity,

¹⁸ We test the robustness of our findings to including additional control variables that have been identified as robust correlates of terrorism below (Gassebner and Luechinger 2011).

¹⁹ Note that some of them vary across dyads and time, while others are constant across either host or origin countries, as we explain below.

separate from the country as a whole” (PRS Group undated). We include host country per capita GDP growth ($GROWTH_{ht}$) as proxy for expectations of future well-being.

We include indicators of the restrictiveness of immigration, migrant rights, and repression and integration, following the general approach of Mayda (2010) and Ortega and Peri (2013). Like them we measure changes in “restrictiveness” with respect to the first year in our sample, based on data from the dyad-specific DEMIG database of the International Migration Institute (DEMIG 2015, de Haas et al. 2015).²⁰ In the initial year (usually 1980) restrictiveness is assigned a value of “zero,” while in each following year the number of policies that make migration more restrictive is subtracted by the number of policies that make migration less restrictive. Thus our restrictiveness indicators rise in years in which more restrictive policies have been passed than less restrictive ones, and fall in years in which liberalizing reforms dominate. Specifically, we measure policies that either regulate the rights of foreigners living in the respective host country or the degree of surveillance and sanctions employed against them ($RIGHTS_{hot}$ and $SANCTIONS_{hot}$).²¹ Higher scores imply that integration policies are more restrictive, fewer rights are granted, and surveillance is more extensive. $RIGHTS_{hot}$ covers policy measures that affect government agreements about worker recruitment, programs that resettle refugees, migrants’ access to language programs or financial assistance, as well as religious and cultural integration programs, among others. Examples for policies covered by $SANCTIONS_{hot}$ are controls on the movement and migration status of people (like the construction of fences or introduction of fingerprinting), rules on identification documents, procedures and criteria for the detention of foreigners, and employment permits.

We also use an integration policies index ($INTEGRATION_{hot}$), built in analogy to the $RIGHTS_{hot}$ and $SANCTIONS_{hot}$ indices and covering restrictions on the naturalization of non-native speakers, preferential naturalization for natives of particular countries, and regulations of permanent residency or work permits, among others (DEMIG 2015). Higher values on the index imply more restrictive policies.

Finally, we aim to test the effect of the host country’s immigration policies. Our indicator is an ordinal measure of the restrictiveness of immigration policies, again based on

²⁰ An obvious alternative to DEMIG is the International Migration Policy and Law Analysis (IMPALA) Database (Beine et al. 2016), which however currently covers only ten years from nine countries.

²¹ $RIGHTS_{hot}$ cover policies that fall into DEMIG’s categories recruitment/assisted migration program, resettlement programs, language, housing and cultural integration programs, access to social benefits and socio-economic rights, access to justice and political rights, access to permanent residency, and access to citizenship (DEMIG 2015). $SANCTIONS_{hot}$ refers to surveillance technology/control powers, identification documents, detention, carrier liabilities, employer liabilities, and other sanctions (DEMIG 2015). $RIGHTS_{hot}$ ($SANCTIONS_{hot}$) ranges from -21 to 10 (-30 to 36) in our sample.

the DEMIG (2015) database. $IMMIGRATION_{hot}$ captures regulations of border and land controls, as well as legal entry and stay. Again, higher values measure more restrictive policies.

The main problem for estimating the causal effect of the stock of foreigners on the likelihood of transnational terrorism is endogeneity. Dreher et al. (2011) show that terrorism affects migration. What is more, terrorism and migration are both correlated with a large number of variables that cannot all be controlled for in our regressions. OLS estimates of terrorism on migration stocks are therefore biased.

To address this problem, we closely follow recent advances in the migration literature to estimate the causal effect of $FOREIGNERS$ on $TERROR$ (Feyrer 2009, Beine et al. 2011, Artuc et al. 2015, Docquier et al. 2016, Alesina et al. 2016). We construct a generated instrument for the dyadic stock of $FOREIGNERS$ by employing a gravity model of migration.²² Our instrument relies on the interaction between two sets of variables. Variation across host-origin-dyads results from structural characteristics between the country of origin and the host, while variation over time (and between countries) makes use of changes in push and pull factors between host and origin countries resulting from natural disasters. Our first-stage regression is as follows:

$$\begin{aligned} FOREIGNERS_{hot} = & \alpha + (\theta_1 COLONY_{ho} + \theta_2 LANGUAGE_{ho} + \theta_3 BORDER_{ho} + \\ & \theta_4 DISTANCE_{ho} + \theta_5 FOREIGNERS1960_{ho}) * DISASTER'_{hot} + DISASTER'_{hot} \zeta + \\ & \psi X'_{hot} + \eta_{ho} + \gamma_t + \epsilon_{hot} . \end{aligned} \quad (3)$$

Important pull and push factors between host and origin countries include a binary indicator showing whether or not the host and origin country share a common border, a (past or present) colonial relation, a common language (spoken by at least nine percent of the population), the logged great circle distance between them (in kilometers), and the log of the bilateral stock of foreigners in 1960 to capture preexisting networks.

We interact the structural variables with the vector of the total number of natural disasters in host and origin countries in a given year ($DISASTER_{hot}$), assuming that natural disasters in origin countries increase the importance of push factors for migration (Artuc et al. 2015, Docquier et al. 2016), while natural disasters within host countries reduce pull factors.

²² Note that a generated instrument works just like a regular instrument in OLS (Wooldridge 2010). The reason we opt for the latter is that we want to use the aggregated changes of migrant stocks, rather than the specific changes resulting from any individual interaction from the gravity model.

Note that we control for the number of disasters in the first and second stage regressions, while none of the structural variables forming part of our instrument vary over time, so that they are captured by the host-origin fixed effects in the second-stage regressions.

The regressions with interactions include a second set of instruments. We instrument both $FOREIGNERS_{hot}$ and $FOREIGNERS_{hot} * INT_{ho,t-1}$ with the instruments of equation (3) as well as with these instruments' interaction with $INT_{ho,t-1}$.

The second-stage regression (excluding interactions) then looks as follows:

$$TERROR_{hot} = \alpha + \beta \widehat{FOREIGNERS}_{hot} + \Omega DISASTER_{hot} + X'_{hot} \psi + \eta_{ho} + \gamma_t + \epsilon_{hot}. \quad (4)$$

The intuition behind the interacted instruments is based on a difference-in-difference approach: We investigate a differential effect of dyad-specific pull and push factors on the number of terrorist attacks in a year with fewer or more disasters.²³ A natural disaster in a country of origin makes migration to the OECD overall more attractive if this country is closer, has traditional migrant communities, or colonial ties. The dyadic characteristics would then be crucial in determining how many people affected by the disaster decide to migrate in reaction to the shock, and which host country they chose. In analogy, disasters in host countries make them less attractive and welcoming.

Our identifying assumption is that the effect of disasters on terror between a host and origin country does not depend on the dyadic pull and push factors, except for its effect on migration, conditional on the effect of disasters itself, dyad- and year-fixed effects, and other variables in the model.²⁴ Even if terrorists commit more or fewer attacks conditional on the dyadic characteristics – for example because they target their former colonial powers more often – and would react with more or less terror to natural disasters in either host or origin countries, this would not violate the exclusion restriction. If terror would however systematically vary with the dyad-specific push and pull factors resulting from the number of disasters in host and origin countries our identifying assumption would be violated. Since the actual number of natural disasters in host and origin countries are random to terror incidents, and with respect to dyad-specific structural variables, we consider this unlikely.

²³ We follow the previous literature and use the number of natural disasters rather than disaster outcomes such as deaths or destruction (Docquier et al. 2016), since the latter two are more likely to be correlated with terrorist activity in the origin or host country, e.g., blocking relief organizations from distributing emergency relief.

²⁴ Bun and Harrison (2014) and Nizalova and Murtazashvili (2016) provide details on the identifying assumptions and formal proofs. Also see Appendix S.4 in Dreher et al. (2017).

Table A-1 in the Appendix reports the exact definitions and sources of all variables, while Table A-2 shows descriptive statistics. Table A-3 shows the countries included in our sample.

4. Results

Column 1 of Table 2 shows the results of the baseline regression, estimated with OLS (equation 1 above). As can be seen, the number of terrorist attacks decreases with origin country GDP and increases with the size of the population in the origin country, at the one percent level of significance. Both results are in line with the previous literature.²⁵ Just like Gassebner and Luechinger (2011), we find no significant effect of host country GDP and population.

Table 2: Terror and Migration Comparing Natives and Foreigners, OLS, 1980-2010

VARIABLES	(1) Terror indicator	(2) Terror indicator	(3) Terror count	(4) Severe terror indicator	(5) Severe terror count
Log GDP host	0.0032 (0.0040)	0.0061** (0.0029)	0.0916** (0.0457)	0.0028*** (0.0010)	0.0034** (0.0017)
Log stock foreigners	0.0013*** (0.0003)	0.0035*** (0.0008)	0.0120*** (0.0033)	0.0014*** (0.0005)	0.0024*** (0.0009)
Log GDP origin	-0.0021*** (0.0007)				
Log population host	0.0125 (0.0093)				
Log population origin	0.0077*** (0.0026)				
Citizen interaction					
Log GDP host		-0.4193** (0.1858)	-10.9429** (5.1029)	0.0096 (0.0170)	0.0615 (0.0468)
Log stock		0.1386 (0.9194)	18.9666 (19.5793)	0.0909 (0.0994)	0.2059 (0.3120)
R-squared	0.0035	0.0220	0.0405	0.0020	0.0023
Host and origin fixed effects	Yes	Yes	Yes	Yes	Yes
Year fixed effects	Yes	Yes	Yes	Yes	Yes
Observations	102,760	119,400	119,400	119,400	119,400

Notes: The dependent variable in columns (1) and (2) is binary and indicates that at least one transnational attack occurs in a year. Column (3) uses the number of transnational attacks per year. In column (4) the binary indicator is one if a transnational terror attacks occurs in a given year which results in at least one wounded or killed victim. Column (5) uses the number of those attacks per year. In the case of natives also domestic attacks are included. Robust standard errors clustered on host-origin dyad in parentheses; *** p<0.01, ** p<0.05, * p<0.1.

²⁵ See, for example, Li and Schaub (2004) and Li (2005) on how GDP affects terror, and Burgoon (2006) on population.

The results also reflect the positive scale effect already visible in Figure 2. At the one percent level of significance the number of terrorist attacks increases with the number of migrants living in a country. The coefficient implies that an increase in the number of migrants by one percent comes with an increase in the probability of terrorist activity of 0.001 percentage points. In order to put the magnitude of this scale effect further in perspective, we proceed by comparing it to the effect of the domestic population size on domestic terror in our setting.

We are interested in whether the stock of *NATIVES* affects the probability of terror against either other *NATIVES* or against *FOREIGNERS* to a different extent compared to how the stock of *FOREIGNERS* affects the probability of transnational terror. Rather than estimating separate models, we nest the regressions so that we can directly compare their magnitudes. We therefore include dyads of the host country with itself and replace the number of foreigners with the log stock of natives when $h = o$. The upper panel reports the joint baseline effect of both natives and foreigners on either transnational terror (in the case of foreigners) or domestic terror (in the case of natives); the lower panel reports the additional effect of *NATIVES* compared to the pooled estimate (Table 2, column 2). We do not include origin-country GDP in this regression, which would be undefined for the domestic terror regression. We also do not include data for the year 1993, for which GTD does not report data on terrorist events.²⁶

According to the results, there is no significant difference among the two sets of regressions. The average scale effect of the total population on the probability of terror is positive and significant at the one percent level. However, while the point coefficient estimating the difference for terror originating from the native population compared to the total population is large, this difference is not significant at conventional levels.

Column 3 of Table 2 replaces the binary dependent variable with the number of attacks in a country-dyad and year. Again, the difference between average terror and terror by *NATIVES* is not statistically significant. When we calculate the elasticity at the sample mean of transnational terror incidents (0.028), we find that a one percent increase in the stock of foreigners increases the number of terrorist attacks by 0.43 percent. These numbers are not easily comparably to the scale effects for the domestic population shown in the previous literature. Studies with a monadic setting typically find a positive effect of population size on terror, but coefficients vary greatly in size and significance (see Gassebner and Luechinger 2011). They are however not directly comparable to our setting as they combine scale effects for perpetrators and victims. Most dyadic studies focus on GDP and GDP per capita und thus

²⁶ More specifically, GTD has lost these data; see: <http://www.start.umd.edu/gtd/using-gtd/> (last accessed August 16, 2016).

only implicitly control for population. The exception are Neumayer and Plümer (2009). According to their results, a one percent change in the perpetrator population leads to an increase in the expected number of attacks of 0.45 percent. In their unilateral analysis, Savun and Phillips (2009) obtain an elasticity of one for the expected number of domestic attacks with respect to the domestic population.

One might argue that even if there is no difference in the quantity of terror committed by natives and foreigners, the number of victims might be higher under foreign attacks. Hence we restrict our sample of terror attacks only to those in which at least one person was either wounded or killed. The results are reported in columns 4 and 5. Again there is no statistical difference between foreigners and natives. Thus, we conclude that the scale effect of foreign populations – while positive and significant – is comparable to those associated with domestic populations.

Table 3 turns to the causal estimates relying on our instrumental variables approach. We instrument the stock of migrants with the interacted instruments introduced above, and introduce the interaction of these instruments with the respective interacted variables as additional regressors (columns 2-9). The first-stage F-statistics, ranging between 50 and 100, indicate the power of our instruments.²⁷

Column 1 of Table 3 (which excludes interactions) shows that the average effect of the stock of foreigners increases substantially compared to the OLS regression above, significant at the one percent level. Note that the Local Average Treatment Effect (LATE) does not capture the effect of all migrants on terrorism, but of those migrants that have been induced to migrate by natural disasters in host and origin countries. Given that a larger number of migrants arguably facilitates the flow of terrorists as well, we assume these push and pull factors to affect present and future terrorists in concert with other migrants. To the extent that disasters affect terrorist migrants to a lower degree than other migrants, we might however underestimate the total effect of migration on terror.

According to the results, a one percent increase in the stock of foreigners increases the probability of a terrorist attack by 0.044 percentage points, on average. Ideally, we would like to compare this scale effect to those of the domestic population in our instrumental variable setting as well. However, our instrument does not have enough power to predict changes in the

²⁷ Table A-4 in the Appendix shows the first-stage results. When we include the bilateral stock of foreigners in 1970 or 1980 as an initial value to capture network effects in the first stage of our regressions the F-statistics increase further. The point coefficients in the second stage do not change substantially (results not reported but available on request).

Table 3: Terror and Migration, 2SLS, 1980-2010

	(1)	(2)	(3)	(4)	(5)	(6)	(7)	(8)	(9)
Log GDP host	-0.0644*** (0.0167)	-0.0643*** (0.0167)	-0.0534*** (0.0150)	-0.0659** (0.0276)	-0.0683*** (0.0174)	-0.0694*** (0.0170)	-0.0717*** (0.0175)	-0.0620*** (0.0167)	-0.0622*** (0.0164)
Log GDP origin	0.0073** (0.0030)	0.0073** (0.0030)	0.0060** (0.0026)	0.0033 (0.0027)	0.0070** (0.0029)	0.0069** (0.0027)	0.0071** (0.0028)	0.0065** (0.0028)	0.0069** (0.0029)
Log population host	0.0986*** (0.0263)	0.0984*** (0.0263)	0.0938*** (0.0248)	0.1204*** (0.0422)	0.1089*** (0.0278)	0.1258*** (0.0291)	0.1240*** (0.0293)	0.0980*** (0.0255)	0.1029*** (0.0260)
Log population origin	-0.0247*** (0.0084)	-0.0246*** (0.0084)	-0.0216*** (0.0076)	-0.0118 (0.0081)	-0.0237*** (0.0082)	-0.0310*** (0.0086)	-0.0310*** (0.0088)	-0.0235*** (0.0078)	-0.0238*** (0.0081)
Natural disaster host	-0.0002 (0.0002)	-0.0002 (0.0002)	-0.0002 (0.0002)	-0.0001 (0.0002)	-0.0002 (0.0002)	-0.0002 (0.0002)	-0.0002 (0.0002)	-0.0001 (0.0002)	-0.0001 (0.0002)
Natural disaster origin	-0.0013*** (0.0003)	-0.0013*** (0.0003)	-0.0012*** (0.0003)	-0.0005** (0.0003)	-0.0013*** (0.0003)	-0.0010*** (0.0003)	-0.0010*** (0.0003)	-0.0012*** (0.0003)	-0.0013*** (0.0003)
Log stock foreigners	0.0443*** (0.0091)	0.0442*** (0.0091)	0.0375*** (0.0082)	0.0373*** (0.0140)	0.0433*** (0.0090)	0.0411*** (0.0085)	0.0421*** (0.0087)	0.0397*** (0.0093)	0.0422*** (0.0092)
Additional variable		Conflict	Terror vs. foreigners	Religious tensions	GDP p.c. growth	Integration	Migrant rights	Migrant sanctions	Immigration
Variable coefficient		-0.0048 (0.0161)	-0.0014*** (0.0003)	0.0015 (0.0017)	0.0010*** (0.0003)	-0.0029*** (0.0005)	-0.0037*** (0.0007)	0.0001 (0.0005)	0.0001 (0.0004)
Interaction coefficient		-0.0015 (0.0026)	0.0002*** (0.0000)	-0.0006* (0.0003)	-0.0001 (0.0000)	0.0005*** (0.0001)	0.0006*** (0.0001)	-0.0001* (0.0001)	0.0001 (0.0000)
R-squared	0.00737	0.00737	0.00731	0.00514	0.00717	0.00613	0.00639	0.00713	0.00723
Kleibergen-Paap rk F-stat.	136.4	68.48	75.25	55.33	68.18	76.61	71.02	59.95	63.35
Host and origin fixed effects	Yes	Yes	Yes	Yes	Yes	Yes	Yes	Yes	Yes
Year fixed effects	Yes	Yes	Yes	Yes	Yes	Yes	Yes	Yes	Yes
Observations	102,760	102,760	102,760	89,020	102,628	102,760	102,760	102,760	102,760

Notes: The dependent variable is binary and indicates that at least one transnational attack occurs in a year. Robust standard errors clustered on host-origin dyad in parentheses;
*** p<0.01, ** p<0.05, * p<0.1

stock of natives and we have no other instrument for the size of the domestic population that would allow this comparison.

Columns 2-9 include the interacted variables (and their levels). In addition to migration, we also instrument the interaction of the respective variable with migration (using the variable in levels interacted with our instruments as additional regressors). We have however no suitable instruments for the level of the interacted variable itself. This implies that as long as there is no feedback between the potentially endogenous variables, the coefficients of the interaction terms are estimated consistently, though we cannot interpret the coefficients of the policy variables themselves. Therefore we cannot infer whether or not these policies themselves increase or reduce the risk of terror.²⁸ Note that feedback between our potentially endogenous interaction variables and terror attacks occurs if attacks would be planned in anticipation of future policy changes – or rises or falls with religious tensions – and would then be executed a year after the change occurs. We consider this unlikely since all our interaction variables are moving averages over the period t_{-5} to t_{-1} .

In columns 2 and 3 we test the importance of conflict between the host and origin countries and of terror against foreigners' in host countries. We introduce $CONFLICT_{hot}$ (column 2) and $TERROR_FOREIGN_{ht}$ (column 3) and their interaction with the number of foreigners. While we do not find a significant interaction with military conflict, we find that more attacks of natives against foreigners within the host country increase the average effect of migrants on terror, at the one percent level of significance.

Columns 4-9 introduce the variables measuring domestic policies and outcomes and their interactions with the number of foreigners. The results show that fewer religious tensions reduce the probability that foreigners turn violent, at the ten percent level of significance (column 4). We find that laws putting pressure on migrants to integrate increase the probability of terror associated with a rising number of foreigners in a country (column 6). Stricter sanctions on migrants not behaving in line with expectations seem to reduce the threat of terror associated with the number of foreigners (column 8). Stronger restrictions of foreigners' rights however increase the risk of terror coming with a larger migrant population from the same country (column 7). We do not find significant interactions with GDP per capita growth (column 5) and restrictions on immigration (column 9).²⁹

²⁸ See again the references we refer to in footnote 24.

²⁹ Results are similar when we estimate the regressions with OLS. The exceptions are the interactions with religious tensions (which turns insignificant) and immigration restrictions (which is significant and positive).

Figures 4-8 plot the marginal effects of the significant interactions. Figure 4 shows that terror vs. foreigners in the host countries substantially affects the risk of terror arising from any given stock of migrants in a country. At the mean value of terror against foreigners, a one percent increase of the stock of foreigners increases on average the probability of a terrorist attack committed by foreigners by 0.0379 percentage points. The corresponding increase is 0.0445 percentage points at the maximum value of terror against foreigners (17% higher compared to the mean).

Figure 4: Interaction with Terror Against Foreigners

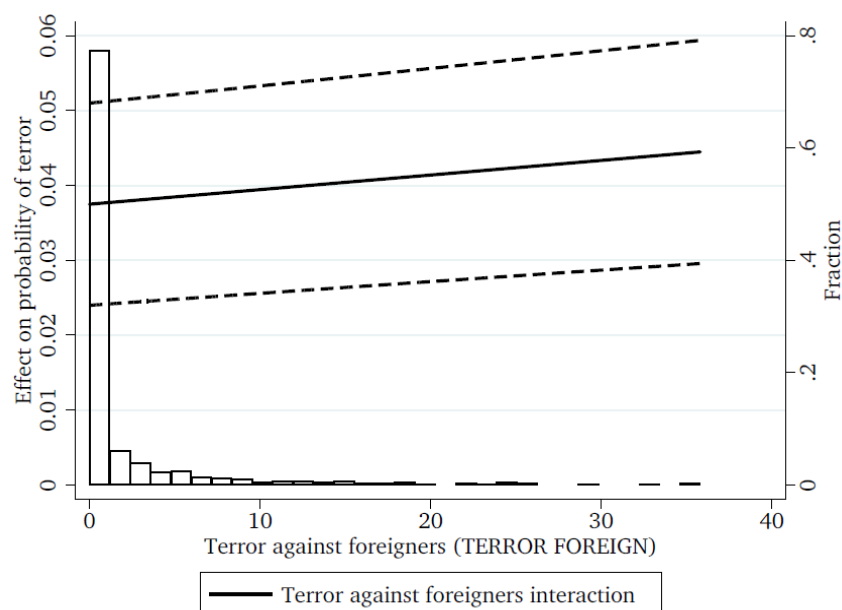
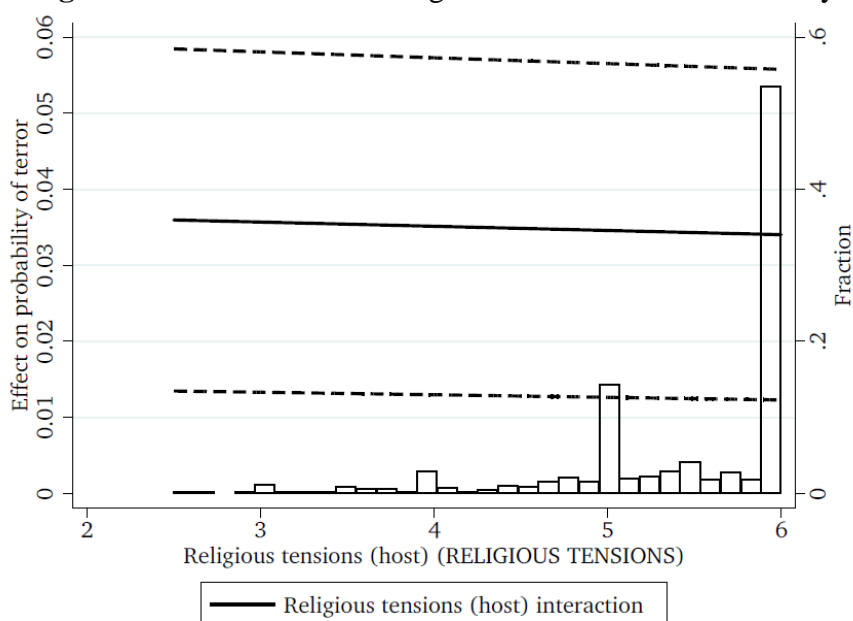


Figure 5: Interaction with Religious Tensions in Host Country



To the contrary, while the effect of (the absence of) religious tensions is statistically significant (Figure 5), the difference of a one percent increase in the stock of foreigners at mean religious tensions is hardly distinguishable from those at the maximum (0.0342 vs. 0.0340).

At the mean value of the integration index, a one percent increase of the stock of foreigners increases the probability of a terrorist event by 0.0395 percentage points on average (Figure 6). The corresponding increase is 0.0458 percentage points when integration restrictions are maximal (which is a 16% increase).

Figure 6: Interaction with Integration Restrictiveness

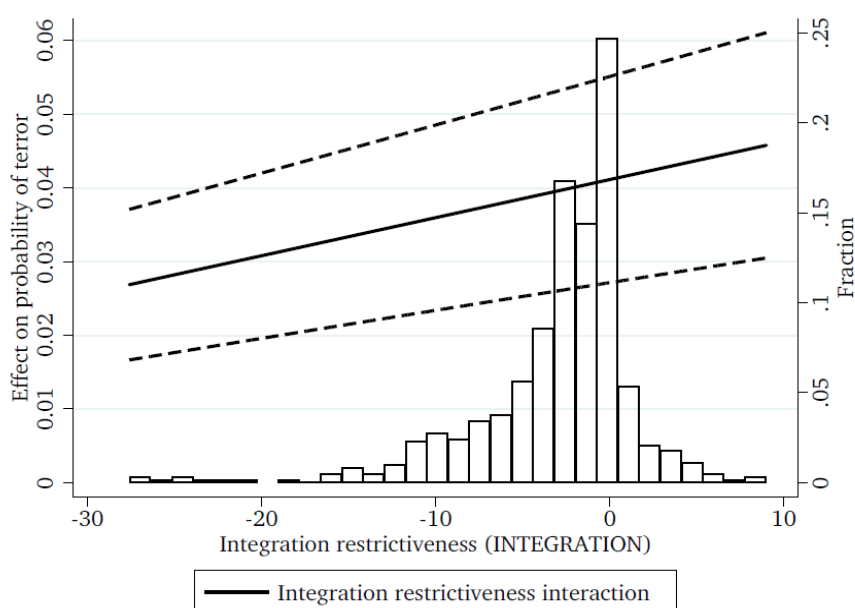
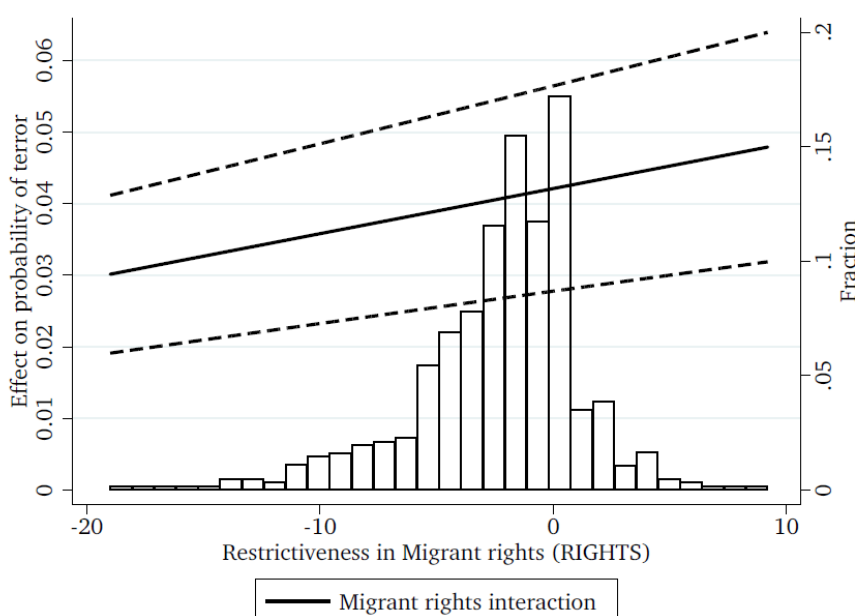


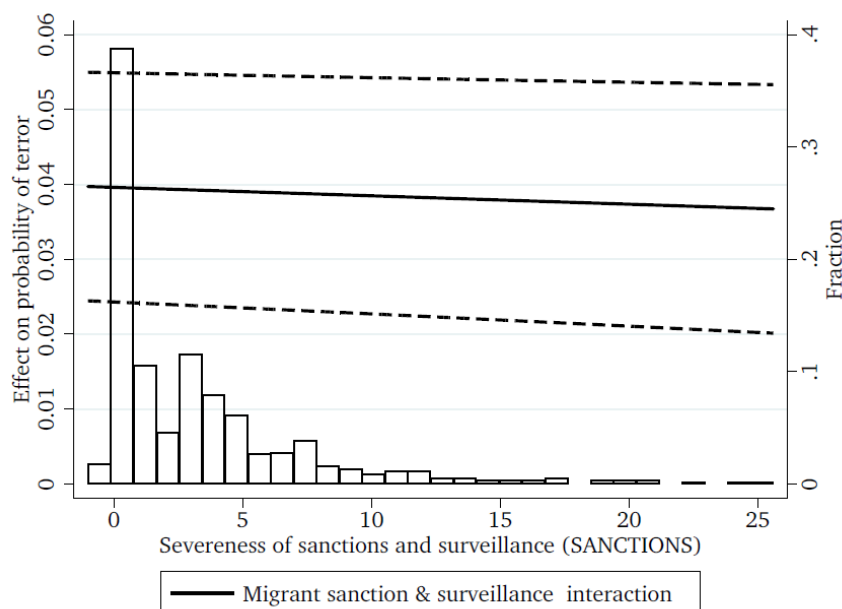
Figure 7: Interaction with Migrant Rights



Results are similar when we focus on migrant rights instead (Figure 7): at the mean of migrant rights, a one percent increase in the stock of foreigners increases the likelihood of terror by 0.0405 percentage points on average and at the maximum value by 0.0479 percentage points (a rise by 18%).

Figure 8 turns to the effect of migrant surveillance and sanctions. While the effect is significant over the entire range of the distribution, the effect is small in quantitative terms: At the mean value of the index, a one percent increase of the stock of foreigners leads to an increase of 0.0394 in the likelihood of terror compared to an 0.0369 increase at the maximum (corresponding to a 6.4% reduction). While of opposite direction, the difference in percent is thus substantially smaller compared to the integration and rights interactions discussed above.

Figure 8: Interaction with Migrant Surveillance and Sanctions



Overall, we conclude that migration policies are key in the fight against terror. The optimal mix however is intriguing. Countries that put too much pressure on immigrants to integrate and restrict their rights are likely to achieve the opposite of what they aim for, at least in the short-run. Immigrants already living in the country might turn against their host and get increasingly violent.³⁰

³⁰ As an illustration, consider France. According to the DEMIG (2015) data, France introduced 18 additional restrictions on immigration over the 1991-1994 period. This included prohibiting foreign graduates from gaining employment in France and suppressing work permits for asylum seekers. In 1994, France restricted the access and right of residence for Algerians (DEMIG 2015). France suffered a spell of terrorism in the following year with at least one attack per year committed by an Algerian citizen over the 1995-1999 period.

Tables 4 and 5 investigate whether migrants from some countries are more ‘dangerous’ than others, focusing on migrants from Muslim and terror-rich countries. In order to allow comparisons between countries rather than within dyad-pairs over time exclusively, we replace the dyad-fixed effects in our regressions with dummies for individual host countries. We add individual country dummies indicating migrants from Muslim and “terror-rich” countries. The resulting coefficients can thus be interpreted as the difference in the average partial effect of migrants from these countries compared to all other countries (i.e., those we either define as non-Muslim or not “terror-rich”). As before, we instrument the stock of foreigners with the interaction of natural disasters and the pull and push factors introduced above.

Table 4: Terror and Migrants from Muslim Countries, 2SLS, 1980-2010

	Marginal Effect	SE	p-value		Marginal Effect	SE	p-value
Ref. Group	-0.001	0.002					
Afghanistan	0.005	0.003	0.080	Libya	-0.002	0.003	0.232
Albania	0.000	0.002	0.637	Morocco	0.002	0.003	0.047
U. A. Emirates	-0.001	0.002	0.518	Mali	-0.001	0.002	0.842
Azerbaijan	-0.001	0.002	0.303	Mauritania	-0.001	0.002	0.630
Burkina Faso	-0.001	0.002	0.701	Malaysia	-0.001	0.002	0.946
Bangladesh	-0.001	0.002	0.665	Niger	-0.001	0.002	0.401
Bahrain	-0.001	0.002	0.430	Nigeria	-0.002	0.003	0.251
Bosnia	0.000	0.003	0.598	Oman	0.000	0.003	0.359
Brunei	-0.001	0.002	0.502	Pakistan	-0.001	0.003	0.841
Ivory Coast	-0.001	0.002	0.511	Qatar	-0.001	0.002	0.515
Comoros	-0.001	0.002	0.248	Saudi Arabia	-0.001	0.002	0.784
Djibouti	-0.001	0.002	0.425	Sudan	0.001	0.003	0.198
Algeria	0.021***	0.008	0.001	Senegal	-0.001	0.002	0.351
Egypt	0.003	0.004	0.272	Sierra Leone	-0.001	0.002	0.272
Eritrea	-0.001	0.002	0.913	Chad	-0.001	0.002	0.915
Guinea	-0.003	0.003	0.211	Tajikistan	-0.001	0.002	0.921
Gambia	-0.001	0.002	0.469	Turkmenistan	-0.001	0.002	0.895
Guinea-Bissau	-0.001	0.002	0.922	Tunisia	0.000	0.002	0.670
Indonesia	0.000	0.002	0.071	Sierra Leone	-0.001	0.002	0.272
Iran	0.015**	0.007	0.028	Chad	-0.001	0.002	0.915
Iraq	0.002	0.003	0.312	Tajikistan	-0.001	0.002	0.921
Jordan	0.007	0.005	0.034	Turkmenistan	-0.001	0.002	0.895
Kazakhstan	-0.002	0.003	0.367	Tunisia	0.000	0.002	0.670
Kyrgyz Republic	-0.001	0.002	0.786	Turkey	0.005	0.006	0.257
Kuwait	-0.001	0.002	0.397	Uzbekistan	-0.001	0.002	0.162
Lebanon	0.001	0.003	0.340	Yemen	-0.001	0.002	0.286
Observations	102,760						

Notes: The dependent variable is binary and indicates that at least one transnational attack occurs in a year. Robust standard errors (SE) clustered on host-origin dyad in parentheses; *** p<0.01, ** p<0.05, * p<0.1. p-values refer to t-tests of equivalence of the marginal effect w.r.t. the reference group.

Table 4 investigates whether Muslim foreigners are more or less likely to engage in terrorist activity compared to average non-Muslim foreigners. Our binary indicator *MUSLIM_o* is one if Islam is the religion followed by the majority of the country's population according to the CIA World Factbook.³¹ We show the marginal effect and its standard error. Given that we are primarily interested in testing whether Muslim foreigners are more likely to engage in terror compared to other foreigners we also show the p-value corresponding to a test of whether the marginal effect of a specific country differs from those referring to the average foreigner from a non-Muslim country. It turns out that foreigners from most Muslim countries do not differ in how they affect terror against their host from the average non-Muslim country ("Reference Group").³²

The two exceptions are Algeria and Iran. Compared to the (insignificant) average effect of foreigners from non-Muslim countries the marginal effects imply that a one percent increase in the stock of Algerian migrants increases the likelihood of terror by 2.1 percentage points in the average OECD country. The corresponding effect for Iranian migrants is 1.5 percentage points. The former effect is mainly driven by attacks from Algerian fundamentalists and the Islamic Armed Group Algeria (GIA) which participated in 12 attacks in France in the late 1980s to mid-1990s related to integration issues and fights for an Islamic state. The latter effect is driven by 18 attacks against each France and Germany in the 1980s and early 1990s by Iranian nationals. There is no dominant terror organization behind these attacks in Germany while one third of the French attacks were conducted by Islamic Jihad organizations.³³

Table 5 compares migrants from "terror-rich" countries to the effect of foreigners from the average "non-terror-rich" country. We include the binary variable *TERROR RICH_o*, indicating that a country is located within the top quintile of the overall terrorist incident distribution of the GTD dataset.³⁴ Five countries show marginal effects higher than the reference group, at least at the ten percent level of significance. Compared to the average "non-terror-rich" country, migrants from Algeria, Iran, India, Spain and Turkey are all more likely to be involved in a terrorist attack, while migrants from Angola and Cambodia are less likely than the reference group to commit terror. Some background for Algeria and Iran is given above. In

³¹ Available at: <https://www.cia.gov/library/publications/the-world-factbook/fields/2122.html> (last accessed August 11, 2016).

³² Jetter and Stadelmann (2017) show that the probability that Muslims turn terrorists is smaller compared to non-Muslims once population size is taken account of.

³³ In our sample, Algerian terrorists conducted 34 terror attacks in total while citizens of Iran conducted a total of 80 attacks.

³⁴ We focus on GTD rather than ITERATE as we are interested in overall terror at the origin-country level rather than exclusively transnational terror exposure or the terror against specific groups.

most of the 15 Indian attacks the victims were Indian nationals. Most attacks were conducted by Sikh extremists with several attacks pertaining to the Kashmir conflict, split equally between the United States, United Kingdom, and Canada. Towards the end of our sample three attacks in the United Kingdom were directed against U.K. citizens by Muslim extremists. Spanish nationals were involved in 17 attacks in France, 10 attacks in Italy and a total of 43 attacks in our sample (34 were the responsibility of ETA). 145 attacks were conducted by Turkish nationals, 39 of which in France and 20 in Germany. More than half of the attacks are related to the Turkish-Armenian conflict.

Table 5: Terror and Migrants from Terror-Rich Countries, 2SLS, 1980-2010

	Marginal Effect	SE	p-value		Marginal Effect	SE	p-value
Reference Group	0.007*	0.004		Israel	0.008	0.006	0.787
Afghanistan	0.009**	0.004	0.541	Italy	0.008*	0.004	0.543
Angola	0.005*	0.003	0.062	Cambodia	0.004*	0.002	0.042
Belgium	0.008	0.006	0.794	Libya	0.010**	0.005	0.131
Brazil	0.009**	0.004	0.273	Sri Lanka	0.005*	0.003	0.066
Chile	0.009*	0.005	0.282	Mexico	0.006	0.004	0.666
Colombia	0.008**	0.004	0.335	Nigeria	0.008*	0.005	0.404
Germany	0.011	0.007	0.340	Nicaragua	0.006*	0.003	0.069
Algeria	0.030***	0.008	0.001	Pakistan	0.008*	0.005	0.467
Spain	0.020**	0.009	0.055	Peru	0.007*	0.004	0.431
France	0.011*	0.006	0.151	Philippines	0.008*	0.004	0.273
United Kingdom	0.017**	0.008	0.125	Russia	0.017	0.016	0.503
Greece	0.008**	0.004	0.278	El Salvador	0.007**	0.003	0.903
Guatemala	0.007**	0.003	0.793	Somalia	0.013**	0.006	0.283
Honduras	0.007**	0.003	0.726	Turkey	0.017**	0.008	0.047
India	0.019***	0.005	0.000	United States	0.007*	0.004	0.959
Iran	0.022***	0.008	0.032	Venezuela	0.006*	0.003	0.181
Iraq	0.009**	0.004	0.411	Yemen	0.009**	0.004	0.541
Observations	102,760						

Notes: The dependent variable is binary and indicates that at least one transnational attack occurs in a year. Robust standard errors (SE) clustered on host-origin dyad in parentheses; *** p<0.01, ** p<0.05, * p<0.1. p-values refer to t-tests of equivalence of the marginal effect w.r.t. the reference group.

Finally, we test whether the composition of migrants matters. Column 1 of Table 6 separately investigates male and female migrants. Column 2 distinguishes migrants with low, medium, and high skills.³⁵ As additional set of instruments for the stock of male and female

³⁵ The IAB database defines the skill levels as follows: Low-skilled individuals have received lower secondary, primary or no schooling. Medium-skilled migrants have obtained a high school diploma or equivalent certificate. High-skilled immigrants have tertiary education (Brücker et al. 2013: 4).

migrants we add the interaction of our instruments with the share of male migrants from a country of origin to a specific host country over the entire sample period. For the stock of low skilled, medium skilled and high skilled migrants, we add interactions of our instruments with the shares of low skilled and medium skilled workers among each dyad over the sample period. As can be seen in Table 6, our instruments are highly relevant.

Table 6: Gender and Skill Level 2SLS, 1980-2010

VARIABLES	(1) Terror	(2) Terror
Log GDP host	-0.0234*** (0.0087)	-0.0214** (0.0106)
Log GDP origin	0.0025 (0.0016)	-0.0038 (0.0025)
Log population host	0.0611*** (0.0201)	0.0812*** (0.0308)
Log population origin	-0.0072 (0.0046)	-0.0140** (0.0064)
Natural disaster host	-0.0003 (0.0002)	0.0003 (0.0003)
Natural disaster origin	-0.0011*** (0.0003)	-0.0006*** (0.0002)
Log stock (male)	0.0160*** (0.0054)	
Log stock (female)	0.0093 (0.0071)	
Log stock (low skilled)		0.0459*** (0.0122)
Log stock (medium skilled)		0.0161 (0.0136)
Log stock (high skilled)		-0.0506** (0.0237)
R-squared	0.0079	0.0033
Host and origin fixed effects	Yes	Yes
Year fixed effects	Yes	Yes
Kleibergen-Paap rk F-stat.	30.84	9.968
Observations	102,760	102,760

Notes: The dependent variable is binary and indicates that at least one transnational attack occurs in a year. Robust standard errors clustered on host-origin dyad in parentheses; *** p<0.01, ** p<0.05, * p<0.1.

The results of column 1 show that the risk of terror increases with the number of male immigrants, at the one percent level of significance, but not with the number of female immigrants. The coefficients of the two groups are however not statistically different from each other (p-value: 0.54). Column 2 shows that the risk of terror increases with low-skilled immigrants, but decreases with high-skilled immigrants, the difference between the two being

significant at the one percent level. While the previous literature has often argued that terrorists are well educated compared to their peers (Kruger and Maleckova 2003), the same does not seem to hold for immigrants who turn terrorists. This is in line with the game theoretical model of Bandyopadhyay and Sandler (2014), showing that increases in skilled labor quotas generally reduce terrorist attacks in the host country.

In summary, we find a positive scale-effect of larger foreign populations comparable in size to the scale-effect of natives on the likelihood of a terror attack. We find this scale-effect to be more severe when migrants are situated in host countries where terror against foreigners is prevalent and religious tensions abound, when migrant rights are restricted and integration laws are tough. The risk of terror is lower when sanctions against migrants are frequent. We find no significant difference between male and female immigrants on the risk of terror. High-skilled immigrants reduce the risk of terror, while low-skilled immigration increases risk. The next section tests the robustness of these main results.

5. Tests for robustness

We test the robustness of our main results in a number of important dimensions. First, we include all explanatory variables as (lagged) five-year moving averages to allow for longer lags between changes in policies and outcomes and the actions of terrorists.

Second, we use yearly values for our interaction variables, rather than five-year moving averages.

Third, we test whether and to what extent linear interpolation of the migration data affects our results. Instead of interpolating, we use averages over five years (but no moving average).

Fourth, we test whether and to what extent our results are driven by dyads in which the stock of foreign-born natives changes substantially, for example due to refugee crises and the resulting surge in immigrants. Specifically, we exclude the five percent largest changes in migration in our sample.

Fifth, we employ additional instrumental variables. Following Beine and Parsons (2015) we add deviations in temperature and precipitation³⁶ as interaction variables to our structural ones.³⁷ The resulting sample is much smaller, however.

Sixth, we test whether our results are robust to holding factors constant at the period-host-origin level that have been identified as most robust determinants of terror in the previous

³⁶ We thank Sven Kunze for sharing his temperature and precipitation data (Kunze 2016).

³⁷ We calculate deviations in temperature and precipitation as the yearly deviations from decade averages.

literature, such as unemployment, growth, or economic freedom (Gassebner and Luechinger 2011). We therefore include fixed effects for origin-year, host-year and origin-host. We consequently rely on dyadic within-variation exclusively to identify coefficients.

Seventh, we test whether the effect of migrants on terror persists when we investigate terror events committed by both domestic nationals and foreigners, rather than exclusively those conducted by foreigners. The reason is that transnational terror covers attacks by nationals with foreign passports, while our definition of foreigners relates to migrants born abroad. To the extent that attacks originate from migrants already in possession of a domestic passport, the results of our regressions above would underestimate the true effect of migrants. We therefore replicate the regressions focusing on domestic and transnational events.

Finally, we test whether our results are driven by our focus on all terror events rather than focusing on severe events only. Hence we replace all terror events with terror events during which at least one victim got wounded or killed.

As can be seen from Table A-5 in the Appendix most of our results turn out to be robust to these modifications. The effect of a one-percent increase in the stock of migrants on the probability of transnational terrorist attacks ranges between 0.025 percentage points (when we include the additional fixed effects) and 0.044 percentage points (when we use period averages and no interpolation). This is similar to the main estimate of 0.043 percentage points from Table 3 above, that we reproduce in Table A-5 for comparison (“no moving average”). The coefficient obviously increases substantially in magnitude when we estimate the effect of migrants on the risk of transnational and domestic terror (“total terror”). A one percent increase in the stock of migrants increases the risk of terror by 3.24 percentage points. However, this effect includes attacks conducted by non-migrants as well and thus overestimates the risk of terror originating from immigrants. The religious tensions interaction holds only in two of the five robustness tests and changes its direction when we pool domestic and foreign terrorist attacks.

Table A-5 also shows that terror from natives against migrants in the respective host country increases the risk that migrants resort to transnational terror. Surprisingly, the effect on total terror from migrants is reduced if citizens engage in terror against foreigners. With respect to policies, it turns out that while the harmful effect of strict integration policies and restrictions of migrant rights prevails in any regression, the beneficial effect of strict sanctions turns insignificant in four out of the seven additional regressions.

Finally, the results for severe terror attacks are overall in line with the results from the main regressions (though the interactions with religious tensions and with sanctions are not significant at conventional levels).

Table A-6 turns to the results for gender and skills. Overall, the previous results for transnational terror are highly robust. There is no evidence that male migrants are more likely to lead to terrorist attacks than women, while the risk associated with high-skilled migration is lower compared to those of low-skilled migration in three of the five additional regressions.

The next section concludes and discusses policy implications.

6. Conclusions

Over the last 15 years a number of countries have substantially tightened immigration laws and introduced policies putting pressure on migrants to integrate into their host countries, including restrictions on migrants' rights as well as surveillance and sanctions. These changes have been caused by expectations that a larger number of foreigners living in a country increases the risk of terrorist attacks in the host country. This paper has put these expectations to the data, for 20 OECD host countries and 187 countries of origin over the 1980-2010 period.

First, we tested the hypothesis that the stock of foreigners residing in a country leads to a larger number of terrorist attacks. Our instrument for the stock of foreigners relies on the interaction between two sets of variables. Variation across host-origin-dyads results from structural characteristics between the country of origin and the host, while variation over time makes use of changes in push and pull factors between host and origin countries resulting from natural disasters. Controlling for the levels of these variables themselves and fixed effects for dyads and years the interaction provides a powerful instrument.

Our results show that the probability of a terrorist attack increases with a larger number of foreigners living in a country. This scale effect relating larger numbers of foreigners to more attacks does however not imply that foreigners are more likely to become terrorists compared to the domestic population. When we calculate the effect of a larger domestic population on the number of times they attack foreigners or natives, we find this effect to be substantially larger. Overall, we thus conclude that migrants are not more likely to become terrorists compared to the nationals of the country they live in.

Second, we tested whether migrants from countries rich in terror or from Muslim-majority countries affect the risk of terror differently and whether and to what extent host country immigration and integration policies mediate the risk arising from foreigners. We find scarce evidence that terror is systematically imported from countries with large Muslim populations. There is however evidence that immigrants from some countries rich in terror increase the probability of terror in their host country.

Contrary to the expectations of politicians, introducing strict laws that regulate the integration and rights of migrants does not seem to be effective in preventing terror attacks from foreign-born residents. Terrorist attacks have made politicians across the Western world severely diminish the very rights they aim to protect (Dreher et al. 2010), without, it seems, achieving the desired increase in security. To the contrary, repressions on migrants already living in the country alienates substantial shares of the population, which overall increases rather than reduces the risk of terror.

We conclude with two qualifications. First, our results are based on data for the group of migrants from a particular country, but the number of terrorist attacks by all foreigners. While we can thus estimate the risk of terror associated with a larger number of migrants, we cannot test whether migrants from a particular country are themselves engaged in terrorist events. Such analysis would require more detailed (individual-level) data than are currently available for a large sample of countries and years.

Second, an analysis of whether or not migration should be restricted has to involve a broader calculation of its costs and benefits. Driving fast on motorways leads to accidents and fatalities, planes crash and people die, and more people living in cities leads to a larger number of murder cases. Few people favor strict bans on motorways and planes, or cities. In a similar vein, a larger number of people leads to a higher risk that some of them turn terrorists. This holds for native and foreign populations alike, and by itself does hardly qualify as reason to ban migration. Rather, the increased risk of terror has to be confronted by the many other – positive and negative – effects that come with immigration. We leave such analysis for future research.

References

- Agara, Tunde, 2015, Gendering Terrorism: Women, Gender, Terrorism and Suicide Bombers, *International Journal of Humanities and Social Science* 5, 6: 115-125.
- Alesina, Alberto, Johann Harnoss, and Hillel Rapoport, 2016, Birthplace Diversity and Economic Prosperity, *Journal of Economic Growth* 21, 2: 101-138.
- Angenendt, Steffen and Belinda Cooper, 2006, Migration und Sicherheit: Zuwanderung in Zeiten des Terrors, *Internationale Politik* March: 6-14.
- Artuc, Erhan, Frédéric Docquier, Çağlar Özden, and Christopher Parsons, 2015, A Global Assessment of Human Capital Mobility: The Role of Non-OECD Destinations, *World Development* 65: 6-26.
- Avdan, Nazli, 2014, Controlling Access to Territory: Economic Interdependence, Transnational Terrorism, and Visa Policies, *Journal of Conflict Resolution* 58, 4: 592-624.
- Bandyopadhyay, Subhayu and Todd Sandler, 2014, Immigration Policy and Counterterrorism, *Journal of Public Economics* 110, 1: 112-123.
- Beine, Michel, Brian Burgoon, Mary Crock, Justin Gest, Michael Hiscox, Patrick McGovern, Hillel Rapoport, Joep Schaper, and Eijo Thielemann, 2016, Comparing Immigration Policies: An Overview from the IMPALA Database, *International Migration Review* 50, 4: 827-863.
- Beine, Michel, Frédéric Docquier, and Çağlar Özden, 2011, Diasporas, *Journal of Development Economics* 95, 1: 30-41.
- Beine Michel and Christopher Parsons, 2015, Climate Factors as Determinants of International Migration, *Scandinavian Journal of Economics* 177, 2: 723-767.
- Blomberg, S. Brock and B. Peter Rosendorff, 2009, A Gravity Model of Globalization, Democracy and Transnational Terrorism, in Gregory Hess (ed) *Guns and Butter: The Economic Causes and Consequences of Conflict*, pp. 125-156, Cambridge: MIT Press.
- Bove, Vincenzo and Tobias Böhmelt, 2016, Does Immigration Induce Terrorism? *Journal of Politics* 78, 2: 572-588.
- Brücker, Herbert, Stella Capuano, and Abdeslam Marfouk, 2013, Education, Gender and International Migration: Insights from a Panel Dataset 1980-2010, mimeo.
- Bun, Maurice and Teresa Harrison, 2014, OLS and IV Estimation of Regression Models Including Endogenous Interaction Terms, University of Amsterdam Discussion Paper No. 2014-02.
- Burgoon, Brian, 2006, On Welfare and Terror: Social Welfare Policies and Political-Economic Roots of Terrorism, *Journal of Conflict Resolution* 50, 2: 176-203.

- Bush, George W., 2001, Homeland Security Presidential Directive 2: Combating Terrorism Through Immigration Policies, Washington, <http://www.fas.org/irp/offdocs/nspd/hspd-2.htm> (Mai 1, 2010).
- Camarota, Steven A., 2002, *The Open Door – How Militant Islamic Terrorists Entered and Remained in the United States, 1993-2001*, Washington: Center for Immigration Studies.
- Campos, Nauro F. and Martin Gassebner, 2013, International Terrorism, Domestic Political Instability, and the Escalation Effect, *Economics & Politics* 25, 1: 27-47.
- Central Intelligence Agency, 2016, *The World Factbook*, <https://www.cia.gov/library/publications/the-world-factbook/>.
- De Haas, Hein, Katharina Natter, and Simona Vezzoli, 2015, Conceptualizing and Measuring Migration Policy Change, *Comparative Migration Studies* 3, 15: 1-21.
- DEMIG, 2015, *DEMIG POLICY, version 1.3, Online Edition*. Oxford: International Migration Institute, University of Oxford. <http://www.migrationdeterminants.eu>. (10/25/2016).
- Dreher, Axel, Vera Eichenauer, and Kai Gehring, 2017, Geopolitics, Aid and Growth: The Impact of UN Security Council Membership on the Effectiveness of Aid, *World Bank Economic Review*, forthcoming.
- Dreher, Axel, Martin Gassebner, and Lars-H.R. Siemers, 2010, Does Terror Threaten Human Rights? Evidence from Panel Data, *Journal of Law and Economics* 53, 1: 65-93.
- Dreher, Axel, Daniel Meierrieks, and Tim Krieger, 2011, Hit and (They Will) Run: The Impact of Terrorism on Migration, *Economics Letters* 113, 1: 42-46.
- Docquier, Frédéric, Elisabetta Lodigiani, Hillel Rapoport, and Maurice Schiff, 2016, Emigration and Democracy, *Journal of Development Economics* 120: 209-223.
- Enders, Walter and Todd Sandler, 2006, Distribution of Transnational Terrorism Among Countries by Income Class and Geography After 9/11, *International Studies Quarterly* 50, 2: 367-393.
- Enders, Walter, Todd Sandler, and Khusrav Gailbulloev, 2011, Domestic versus Transnational Terrorism: Data, Decomposition, and Dynamics, *Journal of Peace Research* 48, 3: 319-337.
- Esteban, Joan, Laura Mayoral, and Debraj Ray, 2012, Ethnicity and Conflict: An Empirical Study, *American Economic Review* 102, 4: 1310-1202.
- Feyrer, James, 2009, Trade and Income-Exploiting Time Series in Geography, NBER Working Paper No. 14910.

- Findley, Michael G., James A. Piazza, and Joseph K. Young, 2010, Games Rivals Play. Terrorism in International Rivalries, *Journal of Politics* 74, 1: 235-248.
- Fitzpatrick, Joan, 2002, *Terrorism and Migration*, Washington: American Society of International Law Task Force on International Terrorism.
- Gaibullov, Khursav, Todd Sandler, and Charlina Santifort, 2012, Assessing the Evolving Threat of Terrorism, *Global Policy* 3, 2: 135-144.
- Gassebner, Martin and Simon Luechinger 2011, Lock, Stock, and Barrel. A Comprehensive Assessment of the Determinants of Terror, *Public Choice* 149, 3: 235-261.
- Gleditsch, Nils Petter, Peter Wallensteen, Mikael Eriksson, Margareta Sollenberg, and Håvard Strand, 2002, Armed Conflict 1946-2001: A New Dataset, *Journal of Peace Research* 39, 5: 615-637.
- GTD, 2009, Global Terrorism Database Codebook, Variables & Inclusion Criteria Version 3.0, <http://www.start.umd.edu/gtd/downloads/Codebook.pdf> (May 2, 2010).
- Guha-Sapir, Debarati, Regina Below, and Philippe Hoyois, 2016, *EM-DAT: The CRED/OFDA International Disaster Database*, www.emdat.be, Université Catholique de Louvain.
- Head, Keith, Thierry Mayer, and John Ries, 2010, The Erosion of Colonial Trade Linkages After Independence, *Journal of International Economics*, 81, 1: 1-14.
- Jetter, Michael and David Stadelmann, 2017, Terror per capita, CESifo Working Paper Series No. 6335.
- Kephart, Janice L., 2005, *Immigration and Terrorism – Moving Beyond the 9/11 Staff Report on Terrorist Travel*, Washington: Center for Immigration Studies.
- Kerwin, Donald, 2005, The Use and Misuse of 'National Security' Rationale in Crafting U.S. Refugee and Immigration Policies, *International Journal of Refugee Law* 17, 4: 749-763.
- Krueger, Alan B. and Jitka Maleckova, 2003, Education, Poverty and Terrorism: Is there a Causal Connection? *Journal of Economic Perspectives* 17, 4: 119-144.
- Kunze, Sven, 2016, The Effect of Tropical Cyclones on Economic Development Disentangled, Paper presented at the Geospatial Analysis of Disasters Measuring Welfare Impacts of Emergency Relief Workshop in Heidelberg.
- Leiken, Robert S., 2004, *Bearers of Global Jihad? Immigration and National Security after 9/11*, Washington: Nixon Center.
- Leiken, Robert S. and Steven Brooke, 2006, The Quantitative Analysis of Terrorism and Immigration: An Initial Exploration, *Terrorism and Political Violence* 18, 4: 503-521.

- Li, Quan, 2005, Does Democracy Promote or Reduce Transnational Terrorist Incidents? *Journal of Conflict Resolution* 49, 2: 278-297.
- Li, Quan and Drew Schaub, 2004, Economic Globalization and Transnational Terrorism: A Pooled Time-Series Analysis, *Journal of Conflict Resolution* 48, 2: 230-258.
- Malkin, Michelle, 2002, *Invasion – How America Still Welcomes Terrorists, Criminals, and Other Foreign Menaces to Our Shores*, Washington: Regency Publishing.
- Martin, Susan and Philip Martin, 2004, International Migration and Terrorism: Prevention, Prosecution and Protection, *Georgetown Immigration Law Journal* 18, 2: 329-344.
- Mayda, Anna Maria, 2010, International Migration: A Panel Data Analysis of the Determinants of Bilateral Flows, *Journal of Population Economics* 23, 4: 1249-1274.
- Mickolus, Edward F., Todd Sandler, Jean M. Murdock, and Peter A. Flemming, 2014, *International Terrorism: Attributes of Terrorist Events (ITERATE): 1968 – 2014, Data Codebook*.
- Milton, Daniel, Megan Spencer, and Michael G. Findley, 2013, Radicalism of the Hopeless: Refugee Flows and Transnational Terrorism, *International Interactions* 39, 5: 621-645.
- Montalvo, Jose G. and Marta Reynal-Querol, 2005, Ethnic Polarization, Potential Conflict, and Civil Wars, *American Economic Review* 95, 3: 796-816.
- Neumayer, Eric and Thomas Plümper, 2009, International Terrorism and the Clash of Civilizations, *British Journal of Political Science* 39, 4: 711-720.
- Nizalova, Olena and Irina Murtazashvili, 2016, Exogenous Treatment and Endogenous Factors: Vanishing of Omitted Variable Bias on the Interaction Term, *Journal of Econometric Methods* 5, 1: 71-77.
- Organization for Economic Co-operation and Development (OECD), 2015, International Migration Database 2015, <https://stats.oecd.org/Index.aspx?DataSetCode=MIG>.
- Ortega, Francesc and Giovanni Peri, 2013, The Effect of Income and Immigration Policies on International Migration, *Migration Studies* 1, 1: 47-74.
- Özden, Çağlar, Christopher Parsons, Maurice Schiff, and Terrie Walmsley, 2011, Where on Earth is Everybody? The Evolution of Global Bilateral Migration 1960-200, *World Bank Economic Review* 25, 1:12-56.
- Paz, Reuven, 2002, Middle East Islamism in the European Arena, *Middle East Review of International Affairs* 6, 3: 67-76.
- Pettersson, Therése, and Peter Wallensteen, 2015, Armed Conflict, 1946-2014. *Journal of Peace Research* 54, 4: 536-550.

- Plümper, Thomas and Eric Neumayer, 2010, The Friend of my Enemy is my Enemy. International Alliance and International Terrorism, *European Journal of Political Research* 49, 1: 75-96.
- PRS Group, undated, International Country Risk Guide Methodology, <https://www.prsgroup.com/about-us/our-two-methodologies/icrg> (accessed November 19, 2016).
- Rahimi, Sadeq and Raissa Graumans, 2015, Reconsidering the Relationship between Integration and Radicalization, *Journal for Deradicalization* 5: 28-62.
- Savun, Burcu and Brian J. Phillips, 2009, Democracy, Foreign Policy, and Terrorism, *Journal of Conflict Resolution* 53, 6: 878-904.
- Spencer, Alexander, 2007, Using Immigration Policies as a Tool in the War on Terror, *Crossroads* 7, 1: 17-53.
- Wooldridge, Jeffrey, 2010, *Econometric Analysis of Cross Section and Panel Data* (2nd ed.). Cambridge (MA): MIT Press.
- World Bank, 2016, World Development Indicators, Washington, D.C.

APPENDIX

Table A-1: Sources and Definitions

Variable	Source	Definition
Transnational terror attacks	Mickolus et al. 2014	Sum of yearly incidents of terror attacks from nationals of an origin country within the host country.
Domestic terror attacks	Enders et al. 2011, Gaibullov et al. 2012	Terror from nationals against nationals within the country.
Terror against foreigners (by natives)	Mickolus et al. 2014	Terror from nationals against foreigners within the host country.
Transnational terror dummy	Mickolus et al. 2014	Dummy that is one if at least one terror attack was committed by a national of an origin country within the host country during a year.
Transnational terror attacks (severe)	Mickolus et al. 2014	Sum of yearly incidents of terror attacks from nationals of an origin country within the host country, in which at least one victim was wounded or killed.
Transnational terror dummy (severe)	Mickolus et al. 2014	Dummy that is one if at least one severe terror attack was perpetrated by a national of an origin country within the host country during a year.
Log of foreign-born residents	IAB Database, Brücker et al. 2013	Log of total bilateral foreign-born residents from an origin country.
Log of foreign-born male residents	IAB Database, Brücker et al. 2013	Log of total bilateral foreign-born male residents from an origin country.
Log of foreign-born female residents	IAB Database, Brücker et al. 2013	Log of total bilateral foreign-born female residents from an origin country.
Log of foreign-born residents low skilled	IAB Database, Brücker et al. 2013	Log of total bilateral foreign-born low skilled residents from an origin country.
Log of foreign-born residents medium skilled	IAB Database, Brücker et al. 2013	Log of total bilateral foreign-born medium skilled residents from an origin country.
Log of foreign-born residents high skilled	IAB Database, Brücker et al. 2013	Log of total bilateral foreign-born high skilled residents from an origin country.
Log of natives	World Bank 2016, IAB Database, Brücker et al. 2013	Log of total population minus the total foreign-born resident stock.
Common border	Head et al. 2010	Dummy for shared border.
Common language	Head et al. 2010	Dummy that is one if at least 9% of the host population speak the language of the origin country.
Current/former colony	Head et al. 2010	Dummy that is one if the origin country ever was a colony of the host country.
Log of distance	Head et al. 2010	Log of Distance in km between host and origin country.
Natural disaster (host)	Guha-Sapir et al. 2016	Sum of natural disasters in host country.
Natural disaster (origin)	Guha-Sapir et al. 2016	Sum of natural disasters in origin country.
Temperature deviation (origin)	Kunze 2016	Temperature deviations from the decade mean.

Precipitation deviation (origin)	Kunze 2016	Precipitation deviations from the decade mean.
Log GDP (host)	World Bank 2016	Log of GDP in constant 2010 US\$ of the host country.
Log GDP (origin)	World Bank 2016	Log of GDP in constant 2010 US\$ of the origin country.
Log population (host)	World Bank 2016	Log of total population in the host country.
Log population (origin)	World Bank 2016	Log of total population in the origin country.
Bilateral conflict dummy	UCDP Armed Conflict Dataset (V.4-2015), Gleditsch et al. 2002, Pettersson and Wallensteen 2015	Dummy that is one if host and origin country are engaged in military conflict, both as primary or supporting actors.
Religious tensions (host)	PRS Group 2016	Religious tension indicator (ranking 1 to 6), measures the degree to which religious issues are politicized in a country. Higher values mean fewer tensions.
GDP per capita growth (host)	World Bank 2016	Log of GDP per capita growth in host country.
Integration index	DEMIG 2015	Index of integration restrictiveness. Rolling stock of the net count of more restrictive policy measures (DEMIG policies that are labeled integration under the variable “pol_area”).
Migrant rights index	DEMIG 2015	Index of migrant rights restrictiveness. Rolling stock of the net count of more restrictive policy measures (DEMIG policies that are related to access of social programs, labor access and residence under the variable “pol_tool”).
Migrants surveillance & sanction index	DEMIG 2015	Index of surveillance & sanction restrictiveness. Rolling stock of the net count of more restrictive policy measures (DEMIG policies that are related to sanctions, surveillance measures, like regular reporting, and liabilities under the variable “pol_tool”).
Immigration index	DEMIG 2015	Index of immigration restrictiveness. Rolling stock of the net count of more restrictive policy measures (DEMIG policies that are labeled integration under the variable “pol_area”).
Muslim country dummy	CIA Factbook 2016	Dummy that is one if Islam is the majority religion of a country.
Terror rich country dummy	Enders et al. 2011, Gaibullov et al. 2012	Dummy that is one if a country is in the top quintile of the domestic terror distribution over the whole sample.

Table A-2: Descriptive Statistics

Variable	Mean	SD	Min	Max	N
Dependent Variables					
Transnational terror attacks	0.01	0.13	0.00	17.00	102760
Domestic terror attacks	0.99	6.94	0.00	135.00	102760
Terror against foreigners (by citizens)	1.66	6.96	0.00	110.00	102760
Transnational terror dummy	0.00	0.06	0.00	1.00	102760
Transnational terror attacks (severe)	0.00	0.05	0.00	7.00	102760
Transnational terror dummy (severe)	0.00	0.03	0.00	1.00	102760
Independent Variables					
Log of foreign-born residents	5.05	3.51	0.00	16.04	102760
Log of foreign-born (male)	4.47	3.33	0.00	15.43	102760
Log of foreign-born (female)	4.34	3.37	0.00	15.25	102760
Log of foreign-born (low skilled)	4.11	3.21	0.00	15.48	102760
Log of foreign-born (medium skilled)	3.95	3.15	0.00	14.78	102760
Log of foreign-born (high skilled)	4.11	3.23	0.00	14.09	102760
Instrumental Variables					
Common border	0.02	0.13	0.00	1.00	102760
Common language	0.14	0.35	0.00	1.00	102760
Current/former colony	0.04	0.21	0.00	1.00	102760
Log of distance	8.68	0.82	4.09	9.88	102760
Natural disaster (host)	2.36	4.52	0.00	34.00	102760
Natural disaster (origin)	1.69	3.19	0.00	37.00	102760
Temperature deviation (origin)	0.42	0.50	0.00	9.07	86571
Precipitation deviation (origin)	10.09	12.50	0.00	120.00	91060
Bilateral migrant stock 1960	3.46	3.31	0.00	14.62	102760
Control Variables					
Log GDP (host)	26.81	1.36	23.43	30.34	102760
Log GDP (origin)	23.63	2.42	18.10	30.34	102760
Log population (host)	16.36	1.38	12.81	19.55	102760
Log population (origin)	15.43	2.07	9.65	21.01	102760
Bilateral conflict dummy	0.00	0.04	0.00	1.00	102760
Religious tensions (host)	5.60	0.68	2.50	6.00	89020
GDP per capita growth (host)	1.91	2.58	-11.63	10.52	102628
Integration index	-3.58	5.38	-30.00	10.00	102760
Migrant rights index	-2.80	4.17	-21.00	10.00	102760
Migrants surveillance & sanction index	3.88	4.75	-2.00	28.00	102760
Immigration index	-2.10	4.32	-21.00	8.00	102760
Muslim country dummy	0.25	0.43	0.00	1.00	102760
Terror rich country dummy	0.19	0.39	0.00	1.00	102760
Ethnic tensions (host)	4.91	0.90	2.00	6.00	89020

Table A-3: List of Countries

Host countries (and first year of inclusion): Australia 1980, Austria 1980, Canada 1980, Chile 1980, Denmark 1980, Finland 1980, France 1980, Germany 1980, Greece 1980, Ireland 2010, Luxembourg 1980, Netherlands 1980, New Zealand 1980, Norway 1980, Portugal 1980, Spain 1980, Sweden 1980, Switzerland 1980, United Kingdom 1980, United States 1980.

Origin countries: Afghanistan, Albania, Algeria, Andorra, Angola, Antigua and Barbuda, Argentina, Armenia, Australia, Austria, Azerbaijan, Bahamas, Bahrain, Bangladesh, Barbados, Belarus, Belgium, Belize, Benin, Bhutan, Bolivia, Bosnia and Herzegovina, Botswana, Brazil, Brunei Darussalam, Bulgaria, Burkina Faso, Burundi, Cambodia, Cameroon, Canada, Cape Verde, Central African Republic, Chad, Chile, China, Colombia, Comoros, Congo-Brazzaville, Congo-Kinshasa, Costa Rica, Croatia, Cuba, Cyprus, Czech Republic, Denmark, Djibouti, Dominica, Dominican Republic, Ecuador, Egypt, El Salvador, Equatorial Guinea, Eritrea, Estonia, Ethiopia, Fiji, Finland, France, Gabon, Gambia, Georgia, Germany, Ghana, Greece, Grenada, Guatemala, Guinea, Guinea-Bissau, Guyana, Haiti, Honduras, Hungary, Iceland, India, Indonesia, Iran, Iraq, Ireland, Israel, Italy, Ivory Coast, Jamaica, Japan, Jordan, Kazakhstan, Kenya, Kiribati, Korea South, Kuwait, Kyrgyzstan, Laos, Latvia, Lebanon, Lesotho, Liberia, Libya, Lithuania, Luxembourg, Macedonia, Madagascar, Malawi, Malaysia, Maldives, Mali, Malta, Marshall Islands, Mauritania, Mauritius, Mexico, Micronesia, Moldova, Mongolia, Morocco, Mozambique, Namibia, Nepal, Netherlands, New Zealand, Nicaragua, Niger, Nigeria, Norway, Oman, Pakistan, Palau, Panama, Papua New Guinea, Paraguay, Peru, Philippines, Poland, Portugal, Qatar, Romania, Russia, Rwanda, Saint Kitts and Nevis, Saint Lucia, Saint Vincent and the Grenadines, Samoa, Sao Tome and Principe, Saudi Arabia, Senegal, Seychelles, Sierra Leone, Singapore, Slovakia, Slovenia, Solomon Islands, South Africa, Spain, Sri Lanka, Sudan, Suriname, Swaziland, Sweden, Switzerland, Tajikistan, Tanzania, Thailand, Timor-Leste, Togo, Tonga, Trinidad and Tobago, Tunisia, Turkey, Turkmenistan, Uganda, Ukraine, United Arab Emirates, United Kingdom, United States of America, Uruguay, Uzbekistan, Vanuatu, Venezuela, Vietnam, Yemen, Zambia, Zimbabwe

Table A-4: First-Stage Results (Gravity Specification)

VARIABLES	First Stages	
	(1) Log migrants	(2) Log migrants
Log GDP host	1.5391*** (0.1653)	
Log GDP origin	-0.2064*** (0.0516)	
Log population host	-1.8788*** (0.3789)	
Log population origin	0.7011*** (0.1359)	
Natural disasters host	0.0927*** (0.0297)	
Natural disasters origin	-0.0040 (0.0371)	
Interactions with Natural Disasters in Host countries		
Colony host	0.0072 (0.0067)	-0.0211* (0.0119)
Common border	-0.0224 (0.0174)	-0.0279 (0.0258)
Common language	-0.0144*** (0.0045)	0.0219*** (0.0049)
Log distance	-0.0066** (0.0032)	0.0148*** (0.0040)
Migrant stock 1960	-0.0050*** (0.0006)	-0.0024*** (0.0006)
Interactions with Natural Disasters in Origin countries		
Colony host	-0.0320*** (0.0118)	-0.0447*** (0.0122)
Common border	-0.0293** (0.0147)	-0.0047 (0.0173)
Common language	0.0116 (0.0116)	0.0319*** (0.0109)
Log distance	0.0051 (0.0041)	-0.0101* (0.0055)
Migrant stock 1960	-0.0045*** (0.0012)	-0.0053*** (0.0013)
R-squared	0.4240	0.9604
Year fixed effects	Yes	No
Host-origin fixed effects	Yes	Yes
Host-year fixed effects	No	Yes
Origin-year fixed effects	No	Yes
Observations	102,760	115,320

Notes: Column 1 shows the first stage corresponding to column 1 of Table 3 (including host-origin and year fixed effects). Column 2 includes fixed effects for origin-year, host-year and origin-host (Column 1, row 6, in Table A-5). Robust standard errors in parentheses. Significance levels: *** p<0.01, ** p<0.05, * p<0.1

Table A-5: Tests for Robustness

	Interaction of foreigners with:					
	None	Terror vs. foreigners	Religious tensions	Integration	Migrant rights	Migrant sanctions
All moving averages (five years)	0.0337*** (0.0061)	0.0001*** (0.0000)	-0.0005* (0.0003)	0.0004*** (0.0001)	0.0005*** (0.0001)	-0.0001* (0.0000)
No moving averages	0.0443*** (0.0091)	0.0001** (0.0000)	-0.0004 (0.0003)	0.0004*** (0.0001)	0.0005*** (0.0001)	-0.0001** (0.0001)
Period averages (five years)	0.0415*** (0.0078)	0.0002*** (0.0001)	-0.0008** (0.0003)	0.0005*** (0.0001)	0.0006*** (0.0001)	-0.0001* (0.0001)
Exclude outliers	0.0391*** (0.0084)	0.0001*** (0.0000)	-0.0005 (0.0003)	0.0005*** (0.0001)	0.0006*** (0.0001)	-0.0000 (0.0001)
Additional instruments	0.0397*** (0.0087)	0.0002*** (0.0001)	-0.0003 (0.0003)	0.0004*** (0.0001)	0.0005*** (0.0001)	-0.0000 (0.0001)
High dimensional FE	0.0246*** (0.0086)	0.0002*** (0.0001)	-0.0008 (0.0006)	0.0001*** (0.0001)	0.0002** (0.0001)	-0.0001 (0.0001)
Total terror (domestic & transn.)	3.2599*** (0.5514)	-0.0042*** (0.0016)	0.0560** (0.0230)	0.0388*** (0.0060)	0.0476*** (0.0076)	0.0058 (0.0043)
Severe terror incidents	0.0172*** (0.0059)	0.0001*** (0.0000)	-0.0002 (0.0002)	0.0002*** (0.0001)	0.0003*** (0.0001)	-0.0000 (0.0000)

Notes: *None* shows the coefficient of *log migrants*, without interaction. The remaining columns show the coefficient of the interaction. *All moving averages* includes all explanatory variables as five-year moving averages (lagged by one year). *No moving averages* uses yearly values for the interaction variables, rather than five-year moving averages. *Period averages* uses averages over five years (but no moving average). *Exclude outliers* excludes the five percent largest changes in migration in our sample. *Additional instruments* adds deviations in temperature and precipitation as interaction variables to our set of instruments. *High dimensional FE* includes fixed effects for origin-year, host-year and origin-host. *Total terror* relies on domestic and transnational terror events to code the dependent variable. *Severe terror incidents* involve at least one victim wounded or killed.

Table A-6: Tests for Robustness, Gender and Skill

	<u>Gender Specification</u>			<u>Skill Specification</u>			
	Male	Female	p-value Male/Female	Low	Medium	High	p-value Low/High
All moving averages (five years)	0.0071* (0.0037)	0.0137*** (0.0052)	0.3989	0.0480*** (0.0125)	0.0234** (0.0117)	-0.0724*** (0.0216)	0.0002
Period averages (five years)	0.0109** (0.0048)	0.0128* (0.0066)	0.8537	0.0567*** (0.0145)	0.0200 (0.0123)	-0.0695*** (0.0197)	0.0001
Exclude outliers	0.0116** (0.0045)	0.0092 (0.0060)	0.7924	0.0296*** (0.0095)	0.0144 (0.0112)	-0.0344* (0.0188)	0.0144
Additional instruments	0.0180*** (0.0055)	0.0047 (0.0060)	0.1838	0.0497*** (0.0135)	0.0102 (0.0135)	-0.0451** (0.0213)	0.0019
Total terror (domestic & transnational)	-0.5439 (0.4055)	2.0214*** (0.4958)	0.0022	5.3212*** (0.8441)	-4.9390*** (1.1882)	1.3295 (1.8291)	0.1023
Severe terror incidents	0.0056* (0.0032)	0.0057 (0.0038)	0.9873	0.0180** (0.0085)	0.0083 (0.0080)	-0.0220 (0.0146)	0.0624

Notes: See Table A-5. The p-values correspond to t-tests testing the equality in coefficients for male and female migrants and low- and medium-skilled migrants. We do not show results for *No moving averages* and *High dimensional FE*. Given that we do not include interactions, there are no moving averages in any of the regressions. When we include the additional fixed effects, the first-stage F-statistic is insufficiently low, so we do not report these (insignificant) results in the table. *Severe terror incidents* involve at least one victim wounded or killed.