

Kim, Albert Young-II; Lee, Jungmin

Working Paper

Does Single Motherhood Hurt Infant Health among Young Mothers?

IZA Discussion Papers, No. 10592

Provided in Cooperation with:

IZA – Institute of Labor Economics

Suggested Citation: Kim, Albert Young-II; Lee, Jungmin (2017) : Does Single Motherhood Hurt Infant Health among Young Mothers?, IZA Discussion Papers, No. 10592, Institute of Labor Economics (IZA), Bonn

This Version is available at:

<https://hdl.handle.net/10419/161215>

Standard-Nutzungsbedingungen:

Die Dokumente auf EconStor dürfen zu eigenen wissenschaftlichen Zwecken und zum Privatgebrauch gespeichert und kopiert werden.

Sie dürfen die Dokumente nicht für öffentliche oder kommerzielle Zwecke vervielfältigen, öffentlich ausstellen, öffentlich zugänglich machen, vertreiben oder anderweitig nutzen.

Sofern die Verfasser die Dokumente unter Open-Content-Lizenzen (insbesondere CC-Lizenzen) zur Verfügung gestellt haben sollten, gelten abweichend von diesen Nutzungsbedingungen die in der dort genannten Lizenz gewährten Nutzungsrechte.

Terms of use:

Documents in EconStor may be saved and copied for your personal and scholarly purposes.

You are not to copy documents for public or commercial purposes, to exhibit the documents publicly, to make them publicly available on the internet, or to distribute or otherwise use the documents in public.

If the documents have been made available under an Open Content Licence (especially Creative Commons Licences), you may exercise further usage rights as specified in the indicated licence.

DISCUSSION PAPER SERIES

IZA DP No. 10592

**Does Single Motherhood Hurt Infant Health
among Young Mothers?**

Young-Il Kim
Jungmin Lee

FEBRUARY 2017

DISCUSSION PAPER SERIES

IZA DP No. 10592

Does Single Motherhood Hurt Infant Health among Young Mothers?

Young-Il Kim

Sogang University

Jungmin Lee

Seoul National University and IZA

FEBRUARY 2017

Any opinions expressed in this paper are those of the author(s) and not those of IZA. Research published in this series may include views on policy, but IZA takes no institutional policy positions. The IZA research network is committed to the IZA Guiding Principles of Research Integrity.

The IZA Institute of Labor Economics is an independent economic research institute that conducts research in labor economics and offers evidence-based policy advice on labor market issues. Supported by the Deutsche Post Foundation, IZA runs the world's largest network of economists, whose research aims to provide answers to the global labor market challenges of our time. Our key objective is to build bridges between academic research, policymakers and society.

IZA Discussion Papers often represent preliminary work and are circulated to encourage discussion. Citation of such a paper should account for its provisional character. A revised version may be available directly from the author.

ABSTRACT

Does Single Motherhood Hurt Infant Health among Young Mothers?

Does single motherhood adversely affect infant health? This question is not easy to answer because of the endogeneity of coresidence during pregnancy. In this paper, we exploit quasi-natural variation in single motherhood from the moment of conception to that of birth arising from marriageable age restrictions and the reform of the laws in Korea. The Korean birth certificate dataset is unique in that it allows us to distinguish coresidence and legal marital status and further to identify the duration of pregnancy period without a partner. Results show that although coresidence with the partner during pregnancy is seemingly beneficial for infant health, it is mostly driven by selection into coresidence. Further, we do not find any significant advantage of legal marriage among young mothers.

JEL Classification: I12, J12, K36

Keywords: single motherhood, coresidence, marriage, marriageable age, birth weight, LBW, preterm birth, quasi-natural experiment

Corresponding author:

Jungmin Lee
Department of Economics
Seoul National University
Seoul 08826
South Korea
Email: jmlee90@snu.ac.kr

1 Introduction

The traditional family, which is typically comprised of a married couple and their biological children, is vanishing in many parts of the world, as replaced by cohabitation and single parenthood (Lundberg and Pollak, 2007; Stevenson and Wolfers, 2007). More children are born under non-traditional types of households. This trend is challenging one of the basic premises of the economics of the family. The rational choice theory of the family à la Becker (1991) postulates that “the main purpose of marriage and families is the production and rearing of own children” (p. 135). How non-traditional household structures affect children’s welfare should be an important question for policy makers since household type defines crucial conditionality for many welfare and social programs.

Household production of child quality should essentially differ across alternative household types. In particular, single parenthood is likely to be inferior to dual parenthood because households of single parenthood cannot take such advantages as economies of scale, risk sharing, division of labor, and specialization. However, it is difficult to identify the causal effect of single parenthood on child quality because the lack of a parent should not be orthogonal to household production for child quality; single- and dual-parent households are likely to differ in terms of unobservables as well as observables, which are relevant for household production of child quality (Buckles and Price, 2013; Finlay and Neumark, 2010). Identifying the causal effect of single parenthood on child quality is also theoretically challenging because dual parenthood should be endogenized in a model of intra-household resource allocation (Iyigun and Walsh, 2007).

In this paper, we examine whether single motherhood during pregnancy matters for infant health at birth. We define single motherhood as the lack of the father in the household at any time from conception to birth, regardless of legal marital status.¹ Addressing the endogeneity of the couple’s decision to live together, we exploit arguably exogenous variation in coresidence status arising from marriageable age laws and the reform of these laws. The idea of using marriageable age laws as the instrumental variables (IV) for coresidence is theoretically valid. A key determinant of coresidence decision should be *legal marriageability* because 1) coresidence typically occurs on the expectation of marriage and 2) coresidence with minors who are not legally eligible to marry is less socially acceptable and therefore more costly.

In South Korea, the minimum marriageable age with parental consent was revised from 16 to

¹We use the term ‘coresidence’ to indicate those couples who live together *regardless of marital status*. We avoid using the term ‘cohabitation’ because the term commonly indicates in the literature only non-married couples who live together.

18 in 2008, while the minimum marriageable age without parental consent remained at age 20 during the sample period. The marriage laws provide us with two sources of exogenous variation in the probability of coresidence. First, the legislated change in the minimum age for marriage with parental consent gives us an opportunity to use exogenous variation in the likelihood of coresidence in the difference-in-differences context.² Second, there is a discrete change in the coresidence rate at age 20, which is too large to be explained by other things than the marriageable restriction at that age. This provides us with another source of variation in coresidence, while the validity of using this variation depends on whether it is possible to distinguish the effect of the age cutoff from the age effect *per se*. We try to partial out the age effect by the parametric assumption that the age profile of coresidence is quadratic. We show that our main conclusions are robust regardless of whether we utilize this additional source of variation or not.

While households produce a variety of commodities in the Beckerian sense, we choose infant health at birth as a measure of an output from household production since it is advantageous for the purpose of our paper mainly in the two regards as follows. First, our main measure of infant health is birth weight, which is measured at the exact moment of birth.³ Birth weight is therefore a highly accurate measure of household production output because it entirely depends upon parental input and endowments, as opposed to later outcomes that would also depend on children's own attributes and responses to parental investments. It seems that, for the same reason, earlier studies have used birth outcomes as the output measures of household production, but they did not consider single parenthood as a key input (Grossman and Joyce, 1990).

Second, recent studies in economics have found birth weight to be a strong predictor of children's later-life socioeconomic outcomes (Behrman and Rosenzweig, 2004; Almond et al., 2005; Black et al., 2007). In particular, Figlio et al. (2014) found that the birth weight premium that we observe in terms of later-life outcomes can be attributed by and large to the associated cognitive ability gap. This means that if single motherhood during pregnancy reduces birth weight, the effect should persist over the long run and thus the penalty of lower birth weight is hard to overcome.

Besides utilizing a novel source of exogenous variation in single motherhood, our paper makes two additional contributions to the literature. First, we estimate the impact of the presence (or lack) of a partner over the time period of pregnancy on infant health at birth.⁴ Many previous

²Dahl (2010) also uses different state laws on marriageability, working age, and compulsory education as IVs to find that women who marry early are more likely to live in poverty and that women who drop out of school are more likely to be poor later in their lives.

³We also look at two other birth weight related outcomes, such as low birth weight (LBW) and preterm birth.

⁴Throughout the paper, we use the term 'partner' to indicate the father who lives together with the mother, whether

studies have considered only legal marital status at the time of birth, so could not have identify whether the partner was present although they were not married.⁵ This data limitation may bias the estimate for the effect of single parenthood, especially given the current trend of the decreasing proportion of children born under legal marriage.⁶ The Korean administrative birth records allow us to distinguish legal marital status and coresidence, separately. Reporting a child’s birth, parents are required to report not only their legal marital status but also coresidence status.

Second, the Korean birth records provide us with the information on the start date of coresidence. Combined with the information on the birth date, this allows us to establish when coresidence began in reference to the time of conception.⁷ Therefore, we can estimate not only the effect of single motherhood but also the effect of its duration during pregnancy. If the partner (father) is a relevant input for the production of infant health, the length of pregnancy with or without the partner should be more informative than the coresidence status at the time of birth.

There is a large body of literature on the effect of single motherhood on children, focusing on their later-life outcomes such as educational attainment, labor market outcomes, and adulthood well-being (Ribar, 2004). The results seem to be mixed. While it is quite obvious that single motherhood is not beneficial for most children (Raatikainen et al., 2005), the penalty is not unambiguous for *marginal* children—children of parents who are at the margin of marriage or coresidence. Indeed, some studies found a negative effect for children residing with single mothers even after controlling for family fixed effects (Ermisch and Francesconi, 2001; Gennetian, 2005), whereas other studies did not (Björklund and Sundström, 2006). Using exogenous variation in the divorce rate arising from unilateral divorce laws of the United States, Gruber (2004) found that children who lived in states where divorce has been made easier by unilateral divorce laws grew up to be less educated and to earn lower incomes. Page and Stevens (2004) followed up families with divorced parents in the PSID and found that these families had substantially lower incomes and consumption, which imply serious disadvantages for the children. However, Finlay and Neumark (2010) used state-by-year variation in male incarceration rates as the IV for marital status and found no impact of divorce on children’s later-life economic outcomes.

they are either legally married or merely cohabiting.

⁵Grossman and Joyce (1990) controlled for the indicator that the mother is not married at the time of birth. Interestingly, they called the variable as “illegitimacy.” It is actually quite rare in the economics literature to distinguish between marriage and cohabitation. Kalenkoski et al. (2005) distinguished between cohabitation and legal marriage in their examination of parental child-care activities by family type. They found little difference between coresiding and married parents, using time-use survey data from the United Kingdom.

⁶For mothers who are younger than the legal marrying age, marriage is not possible, but coresidence is possible.

⁷Throughout the paper, we use the term ‘dual parents’ to indicate both the couples who are legally married or merely coresiding, distinguished from the single mothers.

Buckles and Price (2013) examined the impact of single motherhood on birth weight, just as our study does. To avoid omitted variable bias, they used matched sibling data and exploited variation in marital status within a mother between childbirths, controlling for time-invariant unobservable characteristics of the mother. Discussing the limitations of their study, they pointed out that their dataset contains only information on legal marital status and lacks information on coresidence status. Thus, they could examine only the effect of legal marital status. Our study proposes a new identification strategy to estimate the causal effect and examines the impact of coresidence as well as that of marriage.

To summarize our main findings, we found that the status of coresidence is significantly correlated with infant health at birth. The coresidence with the father during pregnancy is positively associated with birth weight and negatively correlated with poor birth outcomes, such as LBW and preterm birth. However, after addressing endogenous selection into coresidence, we found that the positive effects disappear mostly and become statistically insignificant. This suggests that the observed advantage of coresidence for infant health is basically driven by positive selection into coresidence. For comparison with the results in the existing literature, we also estimated the effect of legal marriage and found a similar result as that for coresidence; there is a positive correlation between legal marital status and infant health, but there is no causal impact of marriage.

The remainder of this paper is organized as follows. In Section 2, we present research background by introducing the literature related to the subject of this paper. In Section 3, we introduce the dataset and present the summary statistics of the variables that we use in our regression analysis. Section 4 presents the empirical strategy and the estimation results. In Section 5, we examine potential econometric problems and present robustness checks. Section 6 concludes this paper.

2 Research Background

2.1 Increasing Prevalence of Single Motherhood

The decrease in the proportion of children born under legal marriage is globally observed. In the United States, out-of-wedlock births account for 44.3% of total births in 2013, a rapid increase from below 30% in 1980, peaking at 51.8% in 2007 and 2008 (Martin et al., 2015). In Europe, 39% of births in European Union were out of wedlock in 2011, doubling over the past two decades (Associated Press, 2010). In eight European countries, non-marital births accounts for more than 50% of all births while in Iceland it accounts for 67% of all births (PEW Research Center, 2014).

This phenomenon is more prevalent among young mothers. In the United States, children born outside of marriage surpassed 50% of total births among mothers under 30 years of age (DeParle and Tavernise, 2012). The largest single group in the United States for non-marital first births is teenagers (Whitehead and Pearson, 2006). Approximately half of all non-marital births occurred to teen mothers. Non-marital births for teen mothers increased from 15% in 1960 to 80% in the 21st century (Martin et al., 2006; Ventura and Bachrach, 2000), resulting from coresidence or non-coresiding single births.

In our dataset from Korea, the ratio of mothers who are not coresiding when conception takes place is increasing, and the trend is driven mainly by young mothers. Figure 1 shows that the percentage of those mothers has increased from 17.4% in 1997 to 24.0% in 2011 for the mothers who are 23 or older. For the same group, the percentage of mothers who never coreside by birth has jumped from 0.3% to 1.2%. The increase is much greater for young mothers aged 16 to 22. In this group, the percentage of births to mothers are not coresiding when conception takes place increased from 25.3% to 47.8%. The percentage of mothers who never start coresiding by the time of birth increased from 0.6% to 9.6% during the same period.

The increase in out-of-wedlock births among young mothers is a social concern. Out-of-wedlock births have been found to have negative effects on children in the long run in many respects, including education, and crime (Barber, 2006; Krein and Beller, 1988). Children born to unmarried mothers may face initial health disadvantages, which profoundly impact their economic outcomes later in life. Unfavorable birth outcomes directly incur substantial private and public costs. For example, according to a report by the Institute of Medicine (2007), the health-care cost of preterm birth amounts to \$51,600 per infant. Furthermore, low birth weight and premature babies face greater risks of infant mortality and disabilities. A growing body of evidence indicates that health conditions at birth persistently influence later-life outcomes, such as adulthood health, education, earnings, and well-being (Almond et al., 2005; Black et al., 2007; Currie et al., 2010; Heckman et al., 2012).

Unmarried pregnancies may influence infant health in several channels. The absence of a partner, who is an additional income earner as well as a source of emotional support, may have financial and psychological influences on pregnant women who are neither married nor cohabitating and, by extension, on their fetuses. Indeed, many studies in obstetrics and demography have reported that out-of-wedlock pregnancy has a negative impact on infant health through these channels (Bennet,

1992; Bird et al., 2000).⁸

2.2 Economic Significance of Birth Outcomes and Determinants

Birth outcome is a topic of great interest to economists because its long-run effects on health, cognitive development, and socioeconomic status are substantial. A growing number of studies have found that health conditions at birth and during childhood have a significant long-term impact on adulthood health, education, and labor-market outcomes. Numerous medical studies have shown that fetal and infant health issues, especially low birth weight, have a persistent impact on various adulthood diseases, including overall morbidity (McCormick et al., 1992), IQ (Lucas et al., 1998), and cognitive disabilities (Marcus et al., 2001). Several studies in economics have shown the impact of birth weight on economic variables that are closely related to human capital accumulation. Using monozygotic twin data, Behrman and Rosenzweig (2004) found that higher birth weight improves adult health and earnings. Black et al. (2007) also used within-twin variations to show the significant long-term impact of birth weight on adult stature, IQ, earnings, and educational attainment. The detrimental long-run impact of low birth weight may be even longer through an intergenerational effect. Currie and Moretti (2007) found that there is significant intergenerational transmission of low birth weight, and the impact is even stronger for low-income groups. Furthermore, many studies have found a strong long-run impact of childhood health, which is substantially affected by birth outcome, on adult labor market and education outcomes.

The factors that affect birth outcomes are numerous and extensive. The WHO (2004) reported biological factors (e.g., the baby's sex, the mother's age and weight, birth parity, and the presence of disease in the mother), behavioral factors (e.g., nutritional intake during pregnancy and health-related habits), and socioeconomic factors (e.g., education, income, and employment status) as the main determinants for birth weight. Many studies have shown that the health status and health-related behavior of the mother are significant determinants of birth outcomes.

Abrevaya and Dahl (2008), using maternally-matched data, found that smoking negatively affects birth weight. Using prenatal exposure to the Super Bowl as a proxy for an increased exposure to maternal alcohol and tobacco use, Duncan et al. (2012) found that exposure to the Super Bowl lowered birth weight, and the emotional cues from upset wins further lowered birth

⁸In light of the evidence, a number of marriage-promotion policies have been enacted to improve child outcomes for single mothers. In the United States, for example, the 1996 welfare reforms and the Healthy Marriage Initiative included in the 2006 TANF reauthorization aim to promote two-parent families and to prevent out-of-wedlock childbearing (Finlay and Neumark, 2010). Additional pro-marriage policies at the state and local levels have focused on poor urban women (Lichter, 2001).

weight. Chou et al. (2014) show that improved availability of prenatal care increases survival of infants. Camacho (2008) used the exogenous variation in landmine explosion in Columbia to show that maternal stress and fear during pregnancy reduces birth weight. Empirical evidence also show birth weight to be negatively affected by maternal stress through exposure to armed conflict (Mansour and Rees 2012) and earthquakes (Torche 2011).

The importance of maternal health to positive birth outcomes was found by Almond and Mazumder (2011), who used exogenous variations in health status of Arab mothers during the Islamic holy month of Ramadan to show that fasting by mothers lowers birth weight. Evans and Lien (2005) used the 1992 Port Authority Transit strike as an exogenous hindrance to doctor visits by mothers to show that missing doctor visits during early pregnancy lowers birth weight. Currie and Gruber (1996) used the increase in health insurance availability for pregnant women during the 1980s as evidence that health care availability for mothers reduces incidences of low birth weight. Along this line of the literature, in this paper, we examine coresidence with a partner during pregnancy as a factor for birth outcomes.

3 Data and Summary Statistics

We use the administrative birth records covering all births from 1997 to 2011 collected by the National Statistical Office of Korea. It is a legal requirement for all newborn babies to be registered with the local government office, and non-registration results in exclusion from basic public programs such as national health insurance and public education. Therefore, it is safely assumed that the birth records contains all births in Korea. The birth records contain mother's and father's information including age, education, occupation, marital status, and marriage date, as well as information on births, including birth year and month, birth weight (in grams), birth parity, birth location, coresidence start year and month, and gestational age (in weeks). The time of conception can be calculated by subtracting gestational age from the date of birth.

Compared to the U.S. birth certificate data, the Korean data contain less information about infant health but much richer information about marriage and coresidence. Using the coresidence start date and the time of conception, for the purpose of our paper, we classified all births into three groups depending on the order of three events; coresidence (R), conception (C), and birth (B). The first group includes mothers whose coresidence began between conception and birth; *CRB* mothers (i.e., conception \rightarrow coresidence \rightarrow birth). The second group includes mothers whose

coresidence did not start until birth; *noR* mothers (conception \rightarrow birth with no coresidence). The last group includes mothers whose coresidence started before conception; *RCB* mothers (coresidence \rightarrow conception \rightarrow birth).⁹

In our main analysis, we compare CRB mothers with noR mothers, which allows us to estimate the impact of coresidence conditional on pregnancy.¹⁰ In our supplementary analysis, we compare mothers by legal marital status at birth to estimate the effect of legal marriage, mainly for comparison with previous literatures. Lastly, we compare RCB mothers with CRB and noR mothers and determine whether coresidence prior to conception makes any difference in infant health at birth.¹¹

Table 1 presents summary statistics for birth outcomes and mothers' characteristics in correlation with coresidence and marital status at birth. Out of a total of 7,790,728 births between 1997 and 2011, we exclude 3,907,887 second or higher parity births and 19,923 observations with missing key variables. Then, we use 246,378 births from young mothers aged between 16 and 22, around legislated marriageable age. Among them, 28% are CRB mothers and 3% are noR mothers. On average, the CR ratio—the duration between conception (C) and coresidence (R) out of total gestation weeks, formally defined in the next section in equation (3)—shows that CRB mothers spend 36% of their pregnancy time without a partner. Legally married mothers still spend 12% of their pregnancy time without a spouse because some of them get married after conception.

It is notable that all three birth outcomes (birth weight, LBW and premature birth) are more favorable for CRB and RCB mothers than for noR mothers, and for married mothers than for unmarried mothers. This seems to suggest that there is a positive impact of coresidence and marriage on infant health. For CRB mothers, average birth weight is 130 grams higher than for noR mothers. LBW and premature birth ratios are less than half of those for noR mothers. The patterns are similar for married mothers, compared to unmarried mothers.

Table 1 also shows that mothers differ somewhat in observable characteristics based on coresidence and marital status. CRB and RCB mothers have higher education levels than noR mothers do, and married mothers have higher education levels than unmarried mothers do, on average. Since most of the women in our sample are still school-aged, age strongly correlates with years of schooling. RCB and CRB mothers are more likely than noR mothers to give birth at a hospital, and married mothers are more likely than unmarried mothers to give birth at a hospital.

⁹Since gestational age is reported in weeks, the timing of conception is likely measured with errors, which can lead us to misclassify the mothers. This concern is addressed in Section 5.1.

¹⁰In Section 5.3, we will check potential biases due to selection into pregnancy.

¹¹We also compared married CRB and cohabiting CRB versus noR mothers. The results are quite similar to those from our main analysis.

These differences in observable characteristics give rise to a concern about potential selection on unobservables.

4 Estimation and Results

4.1 Empirical Strategy

Our main objective is to estimate the impact of coresidence on infant health by comparing CRB mothers with noR mothers, who are different in their decision of coresidence after conception. Selection into coresidence may as well be driven by unobservable traits, hence CRB and noR mothers may differ in unobservable traits. We address the endogeneity problem of coresidence by the IV method.

First-stage equation: We exploit exogenous variation in coresidence status by legal marriageability defined by marriageable age legislation and the reform of the legislation. We use two dummy variables as IVs, one indicating eligibility to marry without parental consent (*NoConsent*) and the other eligibility to marry with parental consent (*Consent*). The first-stage equation is as follows:

$$CRB_{it} = \alpha_1 Consent_{it} + \alpha_2 NoConsent_{it} + \kappa_1 Age_{it} + \kappa_2 Age_{it}^2 + X_{it}\gamma_1 + \tau_{1t} + \epsilon_{1it} \quad (1)$$

where subscripts represent individual birth i at year t . CRB_{it} is the indicator for CRB mothers, which can be formally written as the following:

$$CRB_{it} = 1[\tau_{it}^C < \tau_{it}^R] \quad (2)$$

where τ_{it}^C is the time of conception and τ_{it}^R is the start time of coresidence. The indicator indicates that conception is ahead of coresidence. The control group consists of noR mothers.

Alternatively, as the dependent variable in equation (1), we use a continuous variable, which is the proportion of pregnancy period without a partner:

$$CRRatio_{it} = \max\left\{\frac{\tau_{it}^B - \tau_{it}^R}{\tau_{it}^B - \tau_{it}^C}, 1\right\} \quad (3)$$

where τ_{it}^B is the time of birth. The denominator, $(\tau_{it}^B - \tau_{it}^C)$, is the length of gestation. Thus, this is a measure of the intensity of coresidence treatment, the ratio of the duration of pregnancy between conception (C) and coresidence (R) out of the whole gestation weeks (which we call as the CR

ratio). The variable is set to be 0 for noR mothers because they never coreside during pregnancy. For robustness, we use both CRB_{it} and $CRRatio_{it}$ but, for expositional simplicity, explain the estimation models using the first.

The first two variables on the right-hand side in equation (1) are our IVs. $Consent_{it}$ is the indicator of whether the mother must have parental consent to marry. Specifically, the variable indicates whether she was between the ages of 16 and 19 until 2007 or between 18 and 19 since 2008 when the cutoff age for marriageability with parental consent was changed. $NoConsent_{it}$ is the indicator of whether the mother can marry without parental consent (whether she is 20 years of age or older). It is reasonable to assume that the pure age effect on coresidence is smooth and continuous at around age 20 without any arbitrary restriction. It seems reasonable to specify the age profile of coresidence given the relatively narrow range of age in our sample. Thus, after controlling for age and age squared, α_2 is likely to be the effect of the age cutoff. Since legal marriageability should increase the probability of coresidence (because coresidence is more likely among marriageable couples and future marriage is often a condition for coresidence), we expect both α_1 and α_2 to be positive.

Note that our second IV is valid only if the quadratic specification can fully capture the pure age effect of coresidence. Although this assumption is not unreasonable in our sample, we still check the robustness of our results to this assumption in two ways. First, we only use the first IV by restricting the sample to those under the age of 20 and see the robustness of our findings. Second, we specify the age effect in a fully nonparametric way, that is, by controlling for all age dummies, as in the following equation and, again, use the first instrument only. The nonparametric specification actually allows us to test whether the age cutoff for marriageability without parental consent indeed affects the likelihood of coresidence.

$$CRB_{it} = \alpha \cdot Consent_{it} + \sum_{p=17}^{22} \theta_p Age_{ip} + X_{it}\gamma_1 + \tau_1 t + \epsilon_{1it} \quad (4)$$

where Age_{ip} is the indicator variable for age p , which takes values between 17 and 22. We can check the validity of our second IV by testing whether θ_{20} differs so much from θ_{19} that there is a discrete jump in the coresidence rate, which is large enough for us to argue that it should be caused by the cutoff age for marriageability. In this sense, this strategy somewhat resembles the regression discontinuity approach.

In both equations (1) and (4), vector X_{it} includes control variables such as the mother's demo-

graphic characteristics, which includes education level (two dummy variables, one for high school graduation, and the other for college or more), the baby’s sex, multiple births (twins, triples, or more), month of birth, and province of birth. Lastly, τ_{1t} represents the birth year fixed effect, which is expected to subsume any macro-level impact on infant health.

Second-stage equation: The second-stage equation is as follows:

$$Y_{it} = \beta \cdot CRB_{it} + \rho_1 Age_{it} + \rho_2 Age_{it}^2 + X_{it}\gamma + \tau_t + \epsilon_{it} \quad (5)$$

where the dependent variable is one of the following birth outcomes: birth weight (in kilograms), low birth weight (LBW, defined as birth weight under 2,500 grams), and preterm birth (defined as the gestation weeks of less than 37 weeks). For LBW and preterm birth, we estimate the equation using bivariate-probit since the dependent variables and the endogenous variable (CRB_{it}) are both dummy variables. When the endogenous variable is $CRRatio_{it}$, which is continuous, we use IV-probit to estimate the equation.¹² The second-stage equation corresponding to the first-stage estimation described in equation (2) is as follows:

$$Y_{it} = \beta \cdot CRB_{it} + \sum_{p=17}^{22} \theta_p Age_{ip} + X_{it}\gamma + \tau_t + \epsilon_{it} \quad (6)$$

where all other variables are identically defined as in equation (5). As in equation (4), age is included as a dummy variable. The second-stage estimation results for equation (5) are reported in Tables 3–5, and the results for equation (6) are reported in Panel B of Table 7.

For comparison with previous studies that have examined the effect of legal marriage at birth rather than coresidence, we also estimate the effect of marital status at time of birth by using the same equation as (5), with the indicator for CRB mothers replaced with the indicator for married mothers at the time of birth. Mothers who are not eligible for marriage without parental consent (aged 16-17 after 2008) should not be legally married. However, we observe that out of 1,285 young mothers, 221 mothers were reported to be married at the time of birth. Therefore, we take this as an indication of greater commitment and stronger union for legally non-marriageable mothers. The proportion of pregnancy period without a partner does not change with marital status; hence, the analysis using the continuous explanatory variable should not be replicated.

Lastly, we examine if RCB mothers differ from CRB mothers and noR mothers:

¹²Even if we use linear probability models, the results are not different.

$$Y_{it} = \beta_1 \cdot CRB_{it} + \beta_2 \cdot RCB_{it} + \rho_1 Age_{it} + \rho_2 Age_{it}^2 + X_{it}\gamma + \tau_t + \epsilon_{it} \quad (7)$$

where RCB_{it} is the indicator of RCB mothers. The control group is noR. This analysis compares the birth outcomes of RCB and CRB mothers to those of noR mothers. β_1 should capture any benefits from post-conception coresidence, whereas β_2 should capture any benefits from coresiding for the full period of pregnancy. We also replace the indicator variables for RCB and CRB mothers with the proportion of pregnancy period without a partner. The results for equation (7) are summarized in Panel B of Table 6. In the table footnote, we report Angrist-Pischke multivariate F test statistics to test the weakness of our instruments separately.

4.2 Empirical Results

4.2.1 First-Stage Results

In Table 2, we present the results of the first-stage equations (1) and (4). Columns (1) and (2) use the indicator for CRB mothers as the dependent variable, and columns (3) and (4) use the CR ratio as the dependent variable. Columns (1) and (3) present the results of equation (1), using both IVs under the assumption that the age profile is quadratic. Columns (2) and (4) present the results of equation (4), taking only the time-varying IV while controlling for all age dummies. The analysis takes the age of 16 as the baseline age.

The results show that our IVs have significant and positive effects on both the CRB status and the CR ratio. Specifically, in column (1), those mothers who are eligible to marry with parental consent are by 28 percentage points more likely to start coresidence during pregnancy than those who are not. Somewhat surprisingly, the effect of marriageability without parental consent is similar in magnitude. Column (3) shows that marriageability with parental consent significantly reduces the proportion of pregnancy period without a partner by 17 percentage points, which is approximately 6.7 weeks, given that average gestation duration is 39.4 weeks. The effect of marriageability without parental consent is again quite similar. The first-stage F statistic and Hansen's J test statistic support the relevance and validity of our IVs, as reported in the bottom of Tables 3-5.

The results in columns (2) and (4) are similar to those in columns (1) and (3), respectively. Mothers who are eligible to marry with parental consent were 30% more likely to initiate coresidence during pregnancy. The CR ratio is 18 percentage point less than that of mothers who are not eligible

to marry. The results suggest that a substantial number of couples actually fail to receive parental consent. This may be indicative of South Korean culture, where coresidence without legal marriage, especially for teenage girls, largely brings disapproval.

In Figure 2, we plot the estimates in Table 2 to visualize the effect of the cutoff age for legal marriageability without parental consent. Panel A presents two age profiles, one based on the estimates in column (1) of Table 2 (left) and the other based on the estimates in column (2) of Table 2 (right). Both graphs are normalized by setting the effect at age 16 to be zero. When marriageability with and without partner are both exclusively estimated, as in column (1), the age profile clearly shows a discrete jump in the likelihood of coresidence at age 20. Panel A shows that even when all ages are nonparametrically controlled as dummy variables and only marriageability with parental consent is controlled, there is a discrete change in the coresidence rate at the cutoff age. Similarly, using the estimates from column (3) of Table 2 (left) and column (4) of Table 2 (right), Panel B also shows that the change in the coresidence rate is visible at the cutoff age under both specifications. This relieves the concern about our second IV.

4.2.2 Second-Stage Results

Results for birth weight: Table 3 shows the results from the second-stage equation using birth weight as the dependent variable. In columns (1) and (2), we use the indicator variable for CRB mothers and in columns (3) and (4) we take into account the treatment intensity using the CR ratio. Columns (1) and (3) present OLS estimates, and columns (2) and (4) show IV estimates. The OLS results in column (1) show that coresidence during pregnancy correlates with about 91 gram increase of birth weight. The results in column (3) show that one standard deviation decrease in the CR ratio (0.26 from Table 1) is associated with an increase in birth weight of 19 grams ($= 0.073 \times 0.26$).

However the IV results indicate little effect of coresidence on birth weight. In both columns (2) and (4), the estimates are statistically insignificant. One might think that the standard errors of IV estimates are inflated. However, the results show that the estimates are not only statistically insignificant but also their magnitudes are close to zero and economically insignificant.

The results for other control variables are overall consistent with prior expectations. For example, we find that boys are approximately 90 grams heavier than girls. Babies born to mothers with either high-school education or college or higher education are approximately 30 grams heavier than those born to mothers with less than high-school education. Unsurprisingly, birth weight for

multiple births is substantially lower than for single births (by approximately 870 grams). The estimates for these variables are almost identical between OLS and IV estimations.

Results for LBW: Table 4 presents the results for LBW. Columns (1) and (3) present the simple probit results, and columns (2) and (4) present the bivariate-probit and IV-probit estimates, respectively. In the table, we present marginal effects evaluated at sample means. The results in column (1) show that coresidence is associated with a reduction in LBW by 2.6 percentage points. In column (3), one standard deviation decrease in the CR ratio is correlated with a 0.6 percentage point increase in the rate of LBW incidence. The effect is substantial, considering that the average incidence of LBW is 7.1% for noR mothers.

However, as we found about birth weight, the benefit of coresidence mostly disappears after the selection issue is addressed, as shown in columns (2) and (4). The IV estimates are not only statistically insignificant but also very close to zero.

Some other results are worth noting. We find that boys are approximately 6% less likely to be born with low birth weight, and higher-educated mothers are significantly less likely to have LBW babies. Multiple births significantly increase the probability of LBW. These results are consistent with the previous findings in the literature.

Results for preterm birth: Preterm birth, a birth with a gestational period of less than 37 weeks, is another key birth outcome with significant implications for infant health as well as long-term economic outcomes. Table 5 presents the results, the marginal effects evaluated at sample means. We find that coresidence is correlated with a reduction in the incidence of preterm birth by 4 percentage points, and a one standard deviation decrease in the CR ratio is correlated with an increase in the incidence of preterm birth by 1 percentage point, as illustrated in columns (1) and (3). Unlike birth weight and LBW, coresidence seems to have a causal and positive effect on preterm birth. In column (2), we find that coresidence reduces the probability of preterm birth by 2.9 percentage points. However, notice that the effect is much smaller than the estimate in column (1) and statistically only marginally significant. Also, when the CR ratio is used in column (4), the coefficient becomes statistically insignificant and the magnitude of coefficient substantially decreases. Therefore, we conclude that there is little causal effect of coresidence on the likelihood of preterm birth.

Marriage premium: One might think that we failed to find any positive effect of coresidence because coresidence is a less binding relationship than marriage. Thus, we examine the effect of

legal marriage by using the same specifications that we have used so far for coresidence. Also the results about marriage are more comparable to the findings in the literature since previous studies are focused on the effect of parents' marital status on offsprings. In Table 6, we present only the estimates of our main interest. Panel A presents the results of the analysis comparing married and unmarried mothers. In columns (1), (3) and (5) where we do not resolve the endogeneity of marriage, we find that birth weight for married mothers is on average 62 grams heavier, the LBW probability is 1.8 percentage points lower, and the preterm birth probability is 2.7 percentage points smaller than for unmarried mothers. However, similar to what we found about coresidence, we find no causal effect of marriage on birth weight and LBW. On the other hand, consistent with the results presented in column (2) of Table 5, we find that marriage reduces the probability of preterm birth by 1.6 percentage point. But the estimate is only marginally significant and smaller than that in column (5).

Coresidence prior to conception: So far we have excluded RCB mothers, those who started coresidence before conception, from our analysis. One might be curious that the start of coresidence before conception makes any difference. Panel B1 in Table 6 presents the results of the analysis that compares CRB and RCB mothers, separately, with noR mothers. Again, the results without addressing the endogeneity of coresidence show that both CRB and RCB mothers have more favorable birth outcomes compared to noR mothers. However the IV estimates show that there is actually no significant difference in terms of birth weight and LBW between RCB and noR mothers. But we find that RCB mothers are 2 percentage point less likely to have preterm birth than noR mothers. Lastly, for the sample including RCB mothers with the CR ratio set to be one, the results in panel B2 show that all IV estimates for the CR ratio are statistically insignificant for all three birth outcomes.

4.2.3 Possible Explanations

Our findings show that while coresidence and infant health at birth are positively correlated, there is no causal relationship. This suggests that those young mothers who select into coresidence should have unobservable characteristics that are favorable for infant health, but coresidence *per se* has no exclusive additional benefit. One possible explanation for this result is related to the degree of the contribution to be made by the partner for ameliorating infant health. For young mothers like those in our sample, their partners are likely to have lower socioeconomic status,

so they are less capable of helping their pregnant partner. Even worse, they might have some behavioral problems, such as drinking and smoking, that may have a negative effect on pregnant women and their fetus. Then, they might be unable to provide enough support, either financial or emotional, to make any meaningful contribution to infant health. This possibility was also pointed out in Finlay and Neumark (2010). Using state-by-year variation in the male incarceration rate as the IV for the marriage rate, they found that the impact of marriage on children's educational outcomes is actually *negative* for Hispanic mothers. To explain this puzzling finding, they suggested the possibility that potential spouses available to those Hispanic mothers are likely to be of lower socioeconomic status and the mothers might be better off without spouse.

Another possible interpretation for our findings is related to the quality of alternative maternal care available to young mothers. For young pregnant mothers, a substitute to support from their partner is informal and public assistance from parents, friends or the government. It is likely that those mothers between the ages of 16 and 22 are living together with their parents, especially in Korea where it is conventional for adult offsprings to live with their parents until the moment of marriage. Therefore, if they opt not to coreside with their partner, they could receive some compensatory support from their parents, which might be better than what they would receive from their potential mate. Then, those whose parents are more willing and able to help their pregnant young daughters would choose not to coreside with their partner. In this case, even though there is positive contribution to in-utero care made by the partner, but it may not be greater than what those alternative caregivers or the different levels of governments can provide for those young single mothers.

Lastly, it is worth noting that our finding of the lack of the marriage premium is in contrast with the finding of Buckles and Price (2013). They found a sizable positive impact of marriage on birth outcomes. Of course, it is difficult to explain different results in two studies for some obvious reasons, such as differences in population of the study, data and estimation method. For example, they excluded mothers under the age of 18 whereas we included those young mothers. Also, they estimated the fixed-effect model to control for time-invariant maternal characteristics, while we took the IV approach. Also, from the perspective of our explanation in this subsection, the differences in the degree of social and family care for single mothers between Korea and the United States might account for the differences in the results between two countries.

5 Supplementary Analysis

5.1 Robustness Checks

In this subsection, we conduct a few robustness checks. First, as a way of relieving the concern about our second IV, we simply drop those aged 20 or above from the sample and use only the time-varying IV. Panel A in Table 7 presents the results. We present the estimates of our main interest (each estimate is from a separate regression). The results are similar to our main results that we obtain using both IVs on the full sample. For example, the OLS estimate using the restricted sample indicates an increase in birth weight by 91 grams. The corresponding estimate of the full sample analysis was identical in Table 3, column (1). However, consistent with what we found for the whole sample, the IV estimates across all specifications are not statistically significant and much smaller in magnitude compared to the corresponding estimates without IV.

Next, to check the robustness of our results to the specification of the age effect, we report in Panel B the results of equation (6) with age fixed effects. The results are also quite similar to our previous results. The estimates without addressing the endogeneity of coresidence show significant and positive correlations between coresidence and birth outcomes, while there is no causal effect of coresidence according to the IV estimates. The IV estimate of preterm birth turns out to be, albeit marginally, statistically significant but, just as in the previous results, the effect becomes insignificant when we use the CR ratio. We believe that this reduces the concern regarding any bias from misspecification of the age effect.

As mentioned earlier, gestation length is measured in weeks rather than in days, and this may result in a bias due to measurement error. In addition, even when correctly measured, mothers in their early stage of pregnancy may be unaware of their pregnancy, hence their decision to coreside is independent of the fact of conception. To deal with this kind of problem, we drop these mothers who started coresidence within two weeks of conception. Panel C presents the results using this restricted sample. We find that the results are similar to our previous results.

Lastly, we attempt to define legal marriageability more conservatively. The concern is that the administrative birth records provide the mother's age only in years, so we cannot precisely define legal marriageability at the time of conception. For example, let us consider those mothers who were 20 years old at the time of childbirth. For these mothers, it is difficult to determine whether they were eligible for marriage without parental consent at the time of conception. However, it is certain that mothers who were 21 years of age at the time of childbirth must have been marriageable

without parental consent at the time of conception because the length of gestation should not be longer than one year. Based on this idea, we re-define the cutoff age for marriage without consent from 20 to 21 and that for marriage with consent from 16 to 17 before 2008 and from 18 to 19 afterwards.

Panel D presents the results using these alternative definitions. Overall, the IV results again indicate that coresidence during pregnancy does not have any significant effect on birth outcomes, except for preterm birth when the indicator for coresidence status is used. But it is not obvious that coresidence actually decreases the likelihood of preterm birth, as we find no significant effect when we use the CR ratio.

5.2 Resolution of Pregnancy

One limitation with birth record data is that we do not observe abortion. It is conceivable that the abortion rate is systematically affected by legal marriageability. For example, those pregnant women who are not legally eligible to marry may be more likely to have abortion, especially when their babies are expected to have adverse birth outcomes. As pointed out earlier by Grossman and Joyce (1990), this can create a sample selection problem in an analysis that examines the determination of birth weight. In the context of our empirical strategy, if the sample selection term that is correlated with legal marriageability is omitted and remains in the second-stage error term, our IVs are invalid.

To address this concern, we examine whether marriageable age laws and the reform of the laws affected the abortion rate. Unfortunately, reliable official statistics on abortion are not available, which is not surprising given that abortion is illegal in Korea.¹³ Therefore, we alternatively estimate the effect of marriageability on the number of births per year and per maternal birth cohort (cohort-year fertility) as an indirect test for whether abortion decisions are affected by marriageability. The underlying assumption for the indirect test is that the total number of conceptions is not directly affected by legal marriageability conditional on control variables and, therefore, we can infer the number of abortions from the number of births.¹⁴ To implement this test, we aggregate individual births by year and maternal birth cohort and estimate the following equation:

¹³In Korea, abortion was criminalized in 1973 and only allowed if the mother’s health was severely threatened or if the conception resulted from rape or incest (Choi et al. 2010).

¹⁴Ideally, we want to use the abortion rate, the number of abortions divided by that of conceptions, as the dependent variable. However, we use the natural logarithm of the total number of births, $\ln(Births)$. Note that one minus the abortion rate is the number of births over that of conceptions, which becomes $\ln(Births) - \ln(Conceptions)$ by taking the natural logarithm. If the second term is not affected by marriageability, then the coefficient estimate for marriageability should not be affected by omitting that second term from the dependent variable.

$$\ln(\text{Birth}_{jt}) = \delta_1 \text{Consent}_{jt} + \delta_2 \text{NoConsent}_{jt} + \rho_1 \text{Age}_{jt} + \rho_2 \text{Age}_{jt}^2 + X_{jt}\Gamma + T_t + u_{jt} \quad (8)$$

where Birth_{jt} represents the number of births in year t by mothers who were born in year j (birth cohort). The first two explanatory variables are the two IVs used for our main analysis. Since the year of childbirth is t and the mother's birth year is j , the mother's age at the year of childbirth is $(t - j)$, which determines their marriageability at the cohort level. We control for age and its squared term. Vector X_{jt} includes group-level control variables such as the proportion of boys, that of multiple births, and those of mothers according to their education levels. That is, individual-level characteristics are aggregated by the year of childbirth and maternal birth cohort. T_t represents the child's birth year specific effect.¹⁵

Similar to the case of our main analysis, there is a concern that the mother's age and its square term may be inappropriate for capturing the age effect. Therefore, we additionally estimate the following equation:

$$\ln(\text{Birth}_{jt}) = \delta \cdot \text{Consent}_{jt} + \sum_{p=17}^{22} \theta_p \text{Age}_{jp} + X_{jt}\Gamma + T_t + u_{jt} \quad (9)$$

where only the time-varying IV is included and we control for all possible age dummies.

Table 8 presents the results. Column (1) shows the results for equation (8) and column (2) those for equation (9). In column (1), both marriageability indicators turn out to be statistically insignificant. In column (2), marriageability with parental consent is insignificant. Furthermore, we do not observe any discrete change between ages 19 and 20, while all maternal age dummies are statistically significant. The results suggest that legal marriageability does not significantly affect the number of births. The results alleviate the concern about a sample selection bias due to selective abortion and its dependence on legal marriageability.¹⁶

5.3 Endogenous Timing of Coresidence

Another potential econometric issue is that marriageable age laws and the reform of the laws may systematically alter the timing of coresidence relative to conception. Suppose that those mothers

¹⁵Note that the mother's birth cohort, age, and the child's birth year cannot be simultaneously controlled for because of the multicollinearity problem.

¹⁶The results show that the number of births is increasing in mother's age, education, and the proportion of boys. The significant effect of the proportion of boys on the number of births implies the presence of sex-selective abortions.

who are legally eligible to marry are more likely to start coresidence before conception. For example, when the minimum age at which women can marry without parental consent changed from 16 to 18 in 2008, this change could decrease the incentive to start coresidence earlier, say, at age 17 and, as a result, increase the probability in which conception is followed by coresidence. This can also create a sample selection bias in our analysis, where we eliminate RCB mothers from the sample.

To address this concern, we examine whether the timing of coresidence relative to conception is affected by marriageability. For the purpose, we include all three groups of mothers (RCB, CBR, and noR) in the regression sample and estimate the following model by probit:

$$Prob(RCB_{it} = 1) = F(\delta_1 Consent_{it} + \delta_2 NoConsent_{it} + \rho_1 Age_{it} + \rho_2 Age_{it}^2 + X_{it}\Gamma + T_t) \quad (10)$$

where F is the normal cumulative density function, and RCB_{it} is an indicator variable for whether mother i who gave birth in year t is an RCB mother, that is, started coresidence prior to conception. All other variables are defined in the same way as before. As before, to address the concern of nonlinearity of the age effect, we also estimate the following equation:

$$Prob(RCB_{it} = 1) = F(\delta \cdot Consent_{it} + \sum_{p=17}^{22} \theta_p Age_{ip} + X_{it}\Gamma + T_t) \quad (11)$$

If the timing of coresidence is affected by marriageability, the coefficients for the IVs representing legal marriageability, δ_1 and δ_2 in equation (10) and δ in equation (11), should be significant. However, the results in Table 9 indicate that in both columns (1) and (2) regardless of the specification of the age effect, marriageability does not significantly affect the timing of coresidence relative to conception.

6 Conclusions

In this paper, we attempt to identify the causal effect of single motherhood during pregnancy on infant health at birth. Focusing on the immediate impact of coresidence during pregnancy, we can plausibly attribute the impact to the child's intrauterine experience, which should be shaped by the household production function, or more specifically, the birth weight production function. In other words, the impact should reflect the extent of parental investment for the fetus. Therefore, the channel in which the coresidence partner affects infant health should be, if any, all direct financial

or psychological support of the partner during the entire time the woman carries the fetus. Our findings in this paper show that there is no causal effect of coresidence on infant health, while there is positive selection into coresidence based on unobservables related to the output of infant health production.

As pointed out in the beginning of the paper, the increasing trend in out-of-wedlock births is of a social concern not only in Korea but also in many other countries. There are breadths of pro-marriage policies in many levels of government, under the belief that marriage is beneficial to children's outcomes and well-being. However, our findings suggest that the observed positive correlation between marriage or coresidence and birth outcomes is driven mainly by selection into coresidence. That is, the belief is not empirically supported at least regarding birth outcomes in the country of our current study.

References

- Abrevaya, Jason, Christian Dahl. 2008. "The Effects of Birth Inputs on Birthweight." *Journal of Business and Economic Statistics*, 26(4): 379-97.
- Almond, Douglas, Kenneth Y. Chay, Davis S. Lee. 2005. "The Cost of Low Birth Weight." *Quarterly Journal of Economics*, 120(3): 1031-1083.
- Almond, Douglas and Bhashkar Mazumder. 2011. "Health Capital and the Prenatal Environment: The Effect of Maternal Fasting During Pregnancy." *American Economic Journal: Applied Economics*, 3(4): 56-85.
- Associated Press. 2010, September. "Rise in Out-of-Wedlock Births." *The New York Times*, Retrieved from <http://www.nytimes.com>
- Becker, Gary S. 1981, Enlarged ed., 1991. *A Treatise on the Family*. Cambridge, MA, Harvard University Press.
- Barber, Nigel. 2006. "Why is Violent Crime so Common in the Americas?" *Aggressive Behavior*, 32(5): 442-450.
- Behrman, Jere R., Mark R. Rosenzweig. 2004. "Returns to Birth Weight." *Review of Economics and Statistics*, 86(2): 586-601.
- Bennett, Trude. 1992. "Marital Status and Infant Health Outcomes." *Social Science and Medicine*, 35(9): 1179-1187.
- Bird, Sheryl Thorburn, Anjani Chandra, Trude Bennett, S. Marie Harvey. 2000. "Beyond Marital Status: Relationship Type and Duration and the Risk of Low Birth Weight." *Family Planning Perspectives*, 32(6): 281-87.
- Björklund, Anders, Marianne Sundström. 2006. "Parental Separation and Children's Educational Attainment: A Siblings Analysis on Swedish Register Data." *Economica*, 73, 605-624.
- Black, Sandra E., Paul J. Devereux, Kjell G. Salvanes. 2007. "From the Cradle to the Market? The Effect of Birth Weight on Adult Outcomes." *Quarterly Journal of Economics*, 122(1): 409-439.

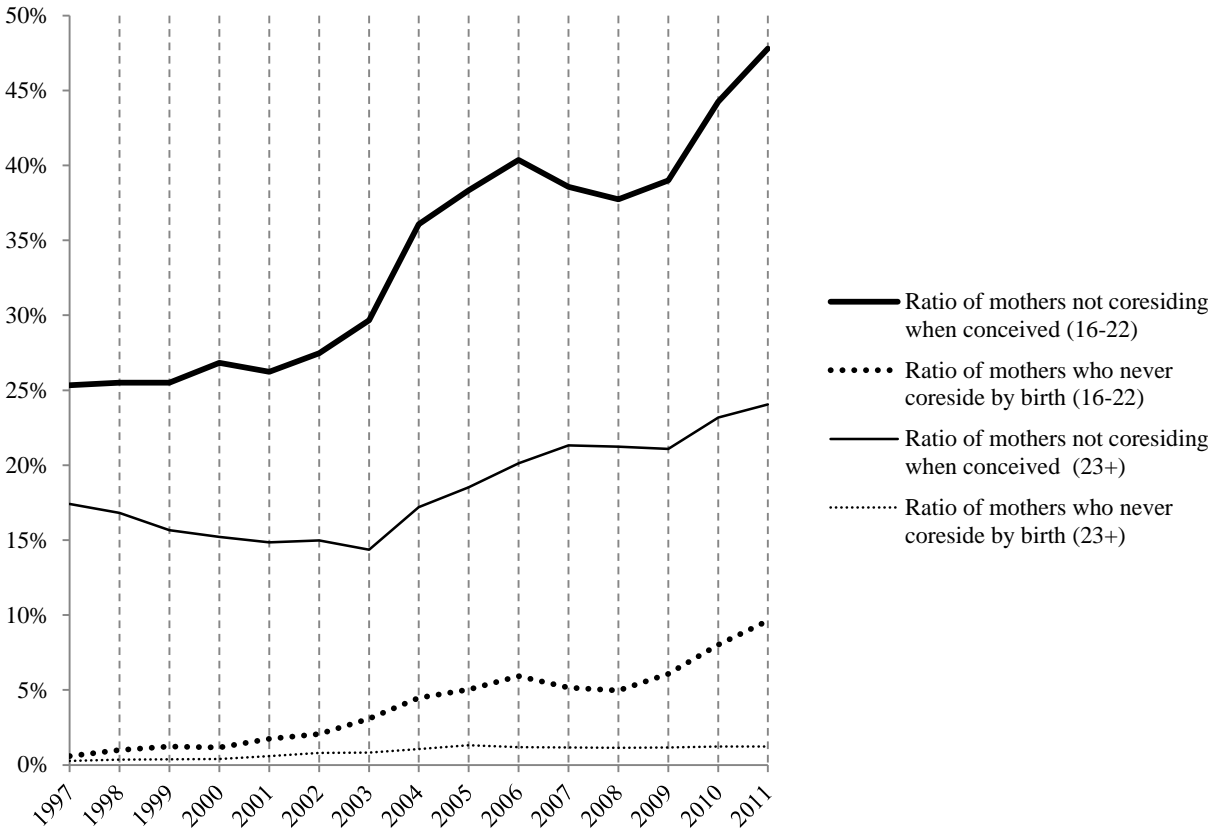
- Buckles, Kasey S., Joseph Price. 2013. "Selection and the Marriage Premium for Infant Health." *Demography*, 50(4): 1315-1339.
- Camacho, Adriana. 2008. "Stress and Birth Weight: Evidence from Terrorist Attacks." *American Economic Review*, 98(2): 511-515.
- Choi, Jungsoo, Jongwook Won, Sumi Chae, Eunja Park, Gyung Suh. 2010. *Policy Issues on Abortion in Korea*, Seoul: Korea Institute for Health and Social Affairs.
- Chou, Shin-Yi, Michael Grossman, Jin-Tan Liu. 2014. "The Impact of National Health Insurance on Birth Outcomes: A Natural Experiment in Taiwan." *Journal of Development Economics*, 111: 75-91.
- Currie, Janet, Jonathan Gruber. 1996. "Saving Babies: The Efficacy and Cost of Recent Changes in the Medicaid Eligibility of Pregnant Women." *Journal of Political Economy*, 104(6): 1263-96.
- Currie, Janet, Enrico Moretti. 2003. "Mother's Education and the Intergenerational Transmission of Human Capital: Evidence from College Openings." *The Quarterly Journal of Economics*, 118(4): 1495-1532.
- Currie, Janet, Enrico Moretti. 2007. "Biology as Destiny? Short- and Long-Run Determinants of Intergenerational Transmission of Birth Weight." *Journal of Labor Economics*, 25(2): 231-264.
- Currie, Janet., Mark Stabile, Phongsack Manivong, Leslie L. Roos. 2010. "Child Health and Young Adult Outcomes." *Journal of Labor Economics*, 45(3): 517-548.
- Dahl, Gordon B. 2010. "Early Teen Marriage and Future Poverty." *Demography*, 47(3): 689-718.
- DeParle, Jason, Sabrina Tavernise. 2012 February. "For Women Under 30, Most Births Occur Outside Marriage." *The New York Times*, Retrieved from <http://www.nytimes.com>
- Duncan, Brian, Habu Mansour, Daniel I. Rees. 2012. "Emotional Cues and Low Birth Weight: Evidence from the Super Bowl." Working Paper
- Evans, William, Diana Lien. 2005. "The Benefits of Prenatal Care: Evidence from the PAT Bus Strike." *Journal of Econometrics*, 125(1-2): 207-39.

- Ermisch, John F., Marco Francesconi. 2001. "Family Structure and Children's Achievements." *Journal of Population Economics*, 14(2): 249-270.
- Figlio, David N., Jonathan Guryan, Krzysztof Karbownik, Jeffrey Roth. 2014. "The Effects of Poor Neonatal Health on Children's Cognitive Development." *American Economic Review*, 104(12): 3921-3955.
- Finlay, Keith., David Neumark. 2010. "Is Marriage Always Good for Children? Evidence from Families Affected by Incarceration." *Journal of Human Resources*, 45(4): 1046-1088.
- Gennetian, Lisa A. 2005. "One or Two Parents? Half or Step Siblings? The Effect of Family Structure on Young Children's Achievement." *Journal of Population Economics*, 18(3): 415-436.
- Gruber, Jonathan. 2004. "Is Making Divorce Easier Bad for Children? The Long Run Implications of Unilateral Divorce." *Journal of Labor Economics*, 22(4): 799-833.
- Grossman, Michael, Theodore J. Joyce. 1990. "Unobservables, Pregnancy Resolutions, and Birth Weight Production Functions in New York City." *Journal of Political Economy*, 98(5) Part 1: 983-1007.
- Heckman, James, Gabriella Conti, Christopher Hansman, Matthew F. X. Novak, Angela Ruggerio, Stephen J. Suomi. 2012. "Primate Evidence on the Late Health Effects of Early-Life Adversity." *Proceedings of the National Academy of Sciences*, 109(23): 8866-8871.
- Institute of Medicine, Committee on Understanding Premature Birth and Assuring Health Outcomes. 2007. *Preterm Birth: Causes, Consequences, and Prevention*. Washington, D.C.: National Academies Press.
- Iyigun, Murat, Randall P. Walsh. 2007. "Building the Family Nest: Premarital Investments, Marriage Markets, and Spousal Allocations." *The Review of Economic Studies*, 74(2): 507-535.
- Kalenkoski, Charlene M., David C. Ribar, Leslie S. Stratton 2005. "Parental Child Care in Single-Parent, Co-residing, and Married-Couple Families: Time-Diary Evidence from the United Kingdom." *American Economic Review*, 95(2): 7-9.

- Krein, Sheila F., Andrea H. Beller. 1988. "Educational Attainment of Children from Single-Parent Families: Differences by Exposure, Gender, and Race." *Demography*, 25(2): 221-234.
- Lichter, Daniel T. 2001. *Marriage as Public Policy*. Washington, D.C.: Progressive Policy Institute.
- Lucas, Alan, R. Morley, T.J. Cole. 1998. "Randomised Trial of Early Diet in Preterm Babies and Later Intelligence Quotient." *British Medical Journal*, 317(7171): 1481-1487.
- Lundberg, Shelly, Robert A. Pollak. 2007. "The American Family and Family Economics." *Journal of Economic Perspectives*, 21(2): 3-26.
- Mansour, Hani, Daniel I. Rees. 2012. "Armed Conflict and Birth Weight: Evidence from the al-Aqsa Intifada." *Journal of Development Economics*, 99(1): 190-199.
- Marcus, Richards, Rebecca Hardy, Diana Kuh, Michael E. J. Wadsworth. 2001. "Birth Weight and Cognitive Function in the British 1946 Birth Cohort: Longitudinal Population Based Study." *British Medical Journal*, 322(7280), pp.199
- Martin, Joyce A., Brady E. Hamilton, Paul D. Sutton, Stephanie J. Ventura, Fay Menacker, Sharon Kirmeyer. 2006. "Births: Final Data for 2004." *National Vital Statistics Reports*, 55(1): 1-104.
- Martin, Joyce A., Brady E. Hamilton, Michelle J. K. Osterman, Sally C. Curtin, T. J. Mathews. 2015. "Births: Final Data for 2013." *National Vital Statistics Reports*, 64(1): 1-65.
- McCormick, Marie C, Jeanne Brooks-Gunn., Kathryn Workman-Daniels, Joanna Turner, George J. Peckham. 1992. "The Health and Developmental Status of Very Low-Birth-Weight Children at School Age." *Journal of the American Medical Association*, 267(16): 2204-2208.
- Page, Marianne E., Ann Huff Stevens. 2004. "The Economic Consequences of Absent Parents." *Journal of Human Resources*, 39(1): 80-107.
- PEW Research Center. 2014, August. "Birth Rate for Unmarried Women Declining for First Time in Decades." Retrieved from <http://www.pewresearch.org>
- Raatikainen, Kaisa, Nonna Heiskanen, Seppo Heinonen. 2005. "Marriage Still Protects Pregnancy." *BJOG: an International Journal of Obstetrics and Gynecology*, 112(10): 1411-16.

- Ribar, David C. 2004. "What Do Social Scientists Know about the Benefits of Marriage? A Review of Quantitative Methodologies." *IZA Discussion Paper* No. 998.
- Stevenson, Betsey, Justin Wolfers. 2007. "Marriage and Divorce: Changes and their Driving Forces." *Journal of Economic Perspectives*, 21(2): 27-52.
- Torche, Florencia. 2011. "The Effect of Maternal Stress on Birth Outcomes: Exploiting a Natural Experiment." *Demography*, 48(4): 1473-1491.
- Ventura, Stephanie J., Christine A. Bachrach. 2000. "Nonmarital childbearing in the United States, 1940-99." *National Vital Statistics Reports*, 48(16): 1-40.
- Whitehead, Barbara Dafoe, Marline Pearson. 2006. *Making a Love Connection: Teen Relationships, Pregnancy, and Marriage*. Washington D.C.: National Campaign to Prevent Teen Pregnancy.
- World Health Organization. 2004. *Towards the Development of a Strategy for Promoting Optimal Fetal Growth*, Geneva: World Health Organization.

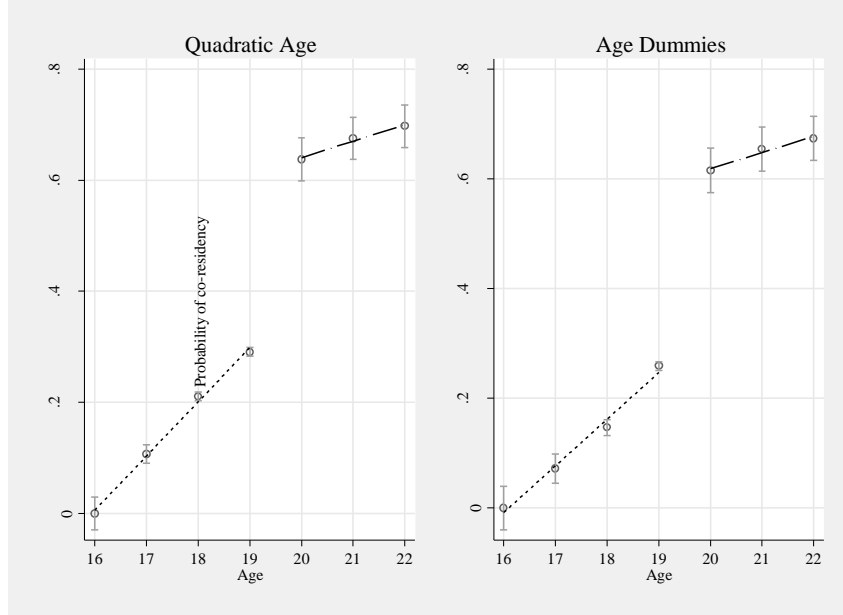
Figure 1. The Trends of Percentage of Mothers by Age and Coresidence Status, 1997-2011



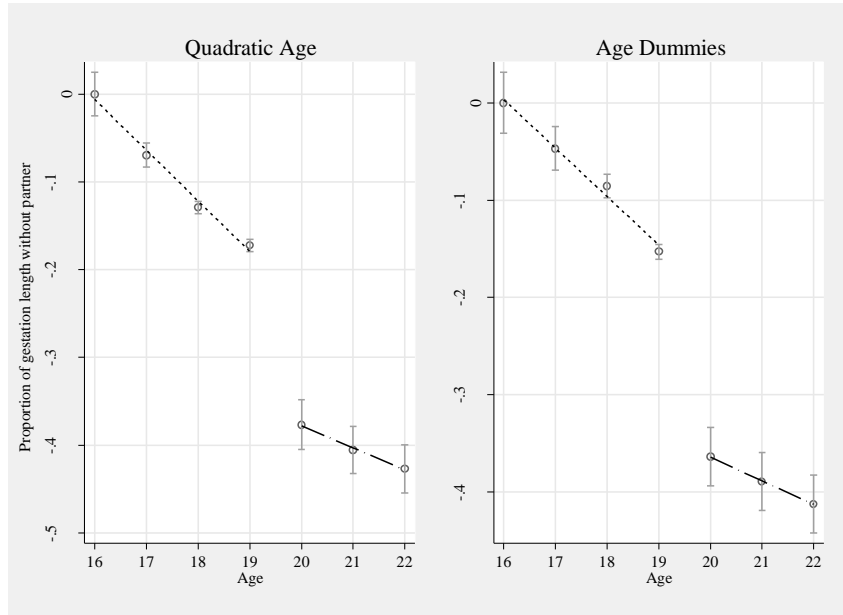
Source: Birth certificate records from the National Statistical Office of Korea, 1997-2011. First-born children only.

Figure 2. Estimated Age Profiles for Coresidence and CR Ratio

Panel A: Coresidence by Age



Panel B: CR Ratio by Age



Notes: Panel A is based on the estimates in columns (1) and (2) of Table 2. Panel B is based on the estimates in columns (3) and (4) of Table 2. The estimate at age 16 is normalized to zero. The dotted line is the fitted linear regression line before and after age 20. The vertical bar around the estimate for each age represents the 95% confidence interval.

Table 1. Summary Statistics by Coresidence and Marital Status of Mothers

	By coresidence status			By marital status	
	CRB	noR	RCB	Married	Unmarried
CR Ratio*	0.36 [0.26]	1.00	0.00	0.12 [0.24]	0.47 [0.48]
Birth weight (in kilogram)	3.24 [0.43]	3.11 [0.47]	3.21 [0.44]	3.22 [0.43]	3.12 [0.47]
Low birth weight	0.033 [0.179]	0.071 [0.257]	0.041 [0.198]	0.038 [0.192]	0.070 [0.254]
Premature birth (gestation weeks < 38)	0.067 [0.250]	0.137 [0.344]	0.080 [0.272]	0.076 [0.265]	0.131 [0.338]
Not born in hospital	0.014 [0.118]	0.040 [0.196]	0.018 [0.132]	0.016 [0.126]	0.044 [0.206]
Mother's age	20.92 [1.24]	19.72 [1.78]	20.71 [1.36]	20.81 [1.29]	19.32 [1.86]
Boy	0.51 [0.50]	0.52 [0.50]	0.52 [0.50]	0.51 [0.50]	0.52 [0.50]
Mother's education					
Less than high school	0.08 [0.27]	0.28 [0.45]	0.16 [0.36]	0.13 [0.33]	0.35 [0.48]
High school graduate	0.72 [0.45]	0.60 [0.49]	0.72 [0.45]	0.73 [0.45]	0.56 [0.50]
College or higher	0.21 [0.41]	0.12 [0.32]	0.12 [0.32]	0.15 [0.35]	0.09 [0.29]
Multiple births	0.005 [0.07]	0.005 [0.07]	0.005 [0.007]	0.005 [0.07]	0.004 [0.06]
Number of observations	69,429	7,482	169,467	235,344	11,034

Notes: Standard deviations are reported in square brackets. Mother's education level is defined by terminal degree or current enrollment at the time of the birth report. *CR ratio refers to the duration between conception (C) and co-residence (R) out of total gestation weeks, formally defined in equation (3).

Table 2. Impacts of Legal Marriageability on Coresidence Status: First-Stage Results

Dependent Variable	CRB		CR ratio	
	(1)	(2)	(3)	(4)
Marriageable with parental consent	0.280*** (0.019)	0.298*** (0.020)	-0.169*** (0.014)	-0.181*** (0.015)
Marriageable without parental consent	0.290*** (0.022)		-0.164*** (0.017)	
Mother's age	0.325*** (0.034)		-0.178*** (0.029)	
Mother's age squared	-0.007*** (0.001)		0.004*** (0.001)	
Mother's age = 17		0.054** (0.022)		-0.034** (0.017)
18		0.099*** (0.022)		-0.061*** (0.017)
19		0.191*** (0.021)		-0.127*** (0.017)
20		0.536*** (0.022)		-0.332*** (0.016)
21		0.568*** (0.021)		-0.355*** (0.015)
22		0.583*** (0.021)		-0.375*** (0.015)
Boy	-0.0005 (0.002)	-0.0005 (0.002)	0.002 (0.002)	0.002 (0.002)
High school	0.081*** (0.005)	0.081*** (0.005)	-0.004 (0.005)	-0.003 (0.005)
College or higher	0.108*** (0.006)	0.107*** (0.006)	0.002 (0.005)	0.003 (0.005)
Multiple births	0.008 (0.014)	0.008 (0.014)	0.027* (0.014)	0.027* (0.014)
Constant	-3.110*** (0.337)	0.276*** (0.024)	2.658*** (0.289)	0.742*** (0.019)
Birth year fixed effect	Yes	Yes	Yes	Yes
Birth month fixed effect	Yes	Yes	Yes	Yes
Birth province fixed effect	Yes	Yes	Yes	Yes
Number of observations	76,911	76,911	76,911	76,911
R-squared	0.128	0.129	0.126	0.126

Notes: Robust standard errors are reported in parentheses. *** indicates significance at the 1% level, and * indicates significance at the 10% level.

Table 3. Impacts of Coresidence on Birth Weight

	(1)	(2)	(3)	(4)
	OLS	IV	OLS	IV
Control group: noR mothers				
CRB mothers	0.091*** (0.006)	0.015 (0.069)		
CR Ratio			-0.073*** (0.005)	0.002 (0.111)
Mother's age	0.027 (0.029)	0.068 (0.047)	0.055* (0.029)	0.077* (0.043)
Mother's age squared	-0.000 (0.001)	-0.001 (0.001)	-0.001 (0.001)	-0.001 (0.001)
Boy	0.093*** (0.003)	0.093*** (0.003)	0.093*** (0.003)	0.093*** (0.003)
High school	0.022*** (0.006)	0.028*** (0.008)	0.029*** (0.006)	0.030*** (0.006)
College or higher	0.026*** (0.007)	0.035*** (0.010)	0.036*** (0.007)	0.036*** (0.007)
Multiple births	-0.867*** (0.024)	-0.866*** (0.024)	-0.864*** (0.024)	-0.866*** (0.024)
Constant	2.696*** (0.288)	2.311*** (0.448)	2.500*** (0.288)	2.226*** (0.489)
Birth year fixed effect	Yes	Yes	Yes	Yes
Birth month fixed effect	Yes	Yes	Yes	Yes
Birth province fixed effect	Yes	Yes	Yes	Yes
Cragg-Donald Wald F Statistic		275.83		97.30
Hansen's J Statistic [p-value]		2.557 [0.110]		2.599 [0.110]
Number of observations	76,911	76,911	76,911	76,911
R-squared	0.044	0.042	0.043	0.040

Notes: Robust standard errors are reported in parentheses. This table shows the results of equation (5). *** indicates significance at the 1% level, and * indicates significance at the 10% level. CRB refers to the mothers who first conceive (C), then start coresidence (R), then give births (B). The control group consists of the mothers who give birth without ever starting coresidence (noR mothers). CR ratio refers to the duration between conception (C) and co-residence (R) out of total gestation weeks, formally defined in equation (3).

Table 4. Impacts of Coresidence on Low Birth Weight (LBW)

	(1)	(2)	(3)	(4)
	Probit	Bivariate Probit	Probit	IV Probit
<i>Control group: noR mothers</i>				
CRB mothers	-0.026*** (0.003)	0.008 (0.014)		
CR Ratio			0.023*** (0.002)	0.001 (0.036)
Mother's age	0.005 (0.011)	-0.011 (0.013)	0.001 (0.011)	-0.006 (0.016)
Mother's age squared	-0.0002 (0.0003)	0.0001 (0.0003)	-0.0001 (0.0003)	0.0001 (0.0004)
Boy	-0.006*** (0.001)	-0.007*** (0.001)	-0.006*** (0.001)	-0.006*** (0.001)
High school	-0.003 (0.002)	-0.006** (0.003)	-0.005** (0.002)	-0.005** (0.002)
College or higher	-0.005** (0.002)	-0.010*** (0.004)	-0.008*** (0.002)	-0.008*** (0.002)
Multiple births	0.517*** (0.026)	0.152*** (0.006)	0.513*** (0.026)	0.515*** (0.026)
Birth year fixed effect	Yes	Yes	Yes	Yes
Birth month fixed effect	Yes	Yes	Yes	Yes
Birth province fixed effect	Yes	Yes	Yes	Yes
Cragg-Donald Wald F Statistic		275.83		97.30
Hansen J Statistic [p-value]		0.261 [0.610]		0.171 [0.679]
Number of observations	76,911	76,911	76,911	76,911
Log pseudo-likelihood	-11,542	-32,217	-11,538	-25,920

Notes: This table shows the results of equation (5). Marginal effects, evaluated at sample means, are presented. For bivariate probit, birth month fixed effects are excluded from the estimation equation for coresidence. Robust standard errors are reported in parentheses. *** indicates significance at the 1% level, and ** indicates significance at the 5% level.

Table 5. Impacts of Coresidence on Preterm Birth Incidence

	(1) Probit	(2) Bivariate Probit	(3) Probit	(4) IV Probit
Control group: noR mothers				
CRB mothers	-0.040*** (0.004)	-0.029* (0.016)		
CR Ratio			0.040*** (0.003)	0.0004 (0.051)
Mother's age	-0.009 (0.015)	-0.011 (0.018)	-0.017 (0.015)	-0.029 (0.023)
Mother's age squared	0.0001 (0.0004)	0.0001 (0.0004)	0.0002 (0.0004)	0.001 (0.001)
Boy	0.013*** (0.002)	0.013*** (0.002)	0.013*** (0.002)	0.013*** (0.002)
High school	0.003 (0.003)	0.003 (0.004)	0.0003 (0.003)	0.00004 (0.003)
College or higher	0.003 (0.004)	0.003 (0.004)	-0.001 (0.004)	-0.008 (0.029)
Multiple births	0.666*** (0.023)	0.281*** (0.009)	0.663*** (0.023)	0.664*** (0.023)
Birth year fixed effect	Yes	Yes	Yes	Yes
Birth month fixed effect	Yes	Yes	Yes	Yes
Birth province fixed effect	Yes	Yes	Yes	Yes
Cragg-Donald Wald F Statistic		275.83		97.30
Hansen J Statistic [p-value]		2.447 [0.118]		3.083 [0.079]
Number of observations	76,911	76,911	76,911	76,911
Log pseudo-likelihood	-19,128	-29,445	-19,111	-33,493

Notes: Marginal effects, evaluated at sample means, are presented. For bivariate probit, birth month fixed effects are excluded from the estimation equation for coresidence. Robust standard errors are reported in parentheses.

Table 6. Marital Status and Early Start of Coresidence

	Birth weight		Low birth weight		Preterm birth	
	(1) No IV	(2) With IV	(3) No IV	(4) With IV	(5) No IV	(6) With IV
Panel A. Married versus unmarried mothers						
Control group: Unmarried mothers						
Married	0.062*** (0.005)	0.014 (0.025)	-0.018*** (0.002)	-0.004 (0.007)	-0.027*** (0.003)	-0.016* (0.009)
Panel B. CRB and RCB versus noR mothers						
Panel B1. Control group: noR mothers [†]						
CRB mothers	0.085*** (0.006)	0.237 (0.227)	-0.019*** (0.002)	-0.006 (0.007)	-0.035*** (0.002)	-0.041 (0.036)
RCB mothers	0.059*** (0.006)	-0.064 (0.104)	-0.015*** (0.002)	0.003 (0.007)	-0.021*** (0.003)	-0.020*** (0.003)
Panel B2. Control group: noR mothers						
CR Ratio	-0.006* (0.004)	-0.023 (0.052)	0.005*** (0.001)	0.016 (0.018)	0.003 (0.002)	0.013 (0.026)

Notes: Sample size is 246,378 in all panels. Only the key variables are reported. Robust standard deviations are reported in parentheses. *** indicates significance at the 1% level, ** indicates significance at the 5% level, and * indicates significance at the 10% level. [†]Angrist-Pischke multivariate F test statistics for CRB is 22.61, while it is 90.48 for RCB.

Table 7. Robustness Checks

	Birth weight		LBW		Preterm birth	
	No IV	With IV	No IV	With IV	No IV	With IV
Control groups for all panels: noR mothers						
Panel A: Exploiting time-varying IV only (16-19 sample)						
CRB mothers	0.091*** (0.010)	-0.002 (0.105)	-0.021*** (0.005)	0.013 (0.031)	-0.040*** (0.007)	-0.0004 (0.035)
CR Ratio	-0.074*** (0.011)	0.002 (0.164)	0.020*** (0.005)	-0.018 (0.072)	0.039*** (0.008)	-0.016 (0.098)
Panel B: Exploiting time-varying IV only with age dummy variables (16-22 sample)						
CRB mothers	0.093*** (0.006)	0.055 (0.067)	-0.026*** (0.003)	-0.013 (0.009)	-0.040*** (0.004)	-0.027* (0.015)
CR Ratio	-0.073*** (0.005)	-0.094 (0.114)	0.023*** (0.002)	0.007 (0.037)	0.040*** (0.003)	0.022 (0.052)
Panel C: Excluding cohabitation start within 2 weeks of conception (16-22 sample)						
CRB mothers	0.084*** (0.006)	-0.041 (0.097)	-0.024*** (0.003)	0.015 (0.018)	-0.034*** (0.004)	-0.023 (0.020)
CR Ratio	-0.059*** (0.007)	0.002 (0.164)	0.020*** (0.003)	-0.044 (0.080)	0.016*** (0.004)	-0.066 (0.109)
Panel D: IV 1 (21+) and IV 2 (17+ before 2008; 19+ 2008 and after) (16-22 sample)						
CRB mothers	0.091*** (0.006)	0.083 (0.075)	-0.026*** (0.003)	0.005 (0.014)	-0.040*** (0.004)	-0.033** (0.016)
CR Ratio	-0.073*** (0.005)	-0.128 (0.123)	0.023*** (0.002)	0.044 (0.041)	0.040*** (0.003)	0.071 (0.055)

Notes: Sample size is 12,922 in Panel A, 76,911 in Panel B, 63,942 in Panel C, and 76,911 in Panel D. Only the key variables are reported. Robust standard deviations are reported in parentheses. *** indicates significance at the 1% level, ** indicates significance at the 5% level, and * indicates significance at the 10% level.

Table 8. Impacts of Legal Marriageability on Cohort-Year Fertility

	(1)	(2)
Marriageable with parental consent	-0.007 (0.097)	0.001 (0.098)
Marriageable without parental consent	-0.120 (0.103)	
Mother's age	3.149*** (0.538)	
Mother's age squared	-0.068*** (0.014)	
Mother's age = 17		0.895*** (0.097)
18		1.536*** (0.215)
19		2.145*** (0.296)
20		2.517*** (0.372)
21		2.827*** (0.355)
22		3.080*** (0.336)
Boy	1.399** (0.560)	1.433** (0.568)
High school	0.402 (0.422)	0.638 (0.540)
College or higher	1.685*** (0.504)	1.776*** (0.518)
Multiple births	2.445 (3.084)	2.726 (3.133)
Child's birth year fixed effect	Yes	Yes
Number of observations	105	105
R-squared	0.994	0.992

Notes: The dependent variable is the natural logarithm of the number of births per year and per the mother's birth cohort. Robust standard errors are reported in parentheses. Robust standard errors are calculated by clustering observations by maternal birth cohort. This table shows the results of equation (8) in column (1) and the results of equation (9) in column (2). *** indicates significance at the 1% level, and ** indicates significance at the 5% level.

Table 9. Impacts of Legal Marriageability on the Timing of Coresidence

	(1)	(2)
Marriageable with parental consent	0.020 (0.018)	0.030 (0.018)
Marriageable without parental consent	0.006 (0.020)	
Mother's age	0.181*** (0.021)	
Mother's age squared	-0.005*** (0.001)	
Mother's age = 17		0.024 (0.015)
18		0.009 (0.014)
19		0.049*** (0.013)
20		0.063*** (0.019)
21		0.041** (0.020)
22		0.033 (0.020)
Boy	0.003 (0.002)	0.003 (0.002)
High school	-0.144*** (0.003)	-0.144*** (0.003)
College or higher	-0.275*** (0.004)	-0.275*** (0.004)
Multiple births	0.036*** (0.012)	0.036*** (0.012)
Birth year fixed effect	Yes	Yes
Birth month fixed effect	Yes	Yes
Birth province fixed effect	Yes	Yes
Number of observations	238,896	238,896
Pseudo R-squared	0.019	0.038

Notes: The dependent variable is the indicator for the start of coresidence before conception. The sample consists of the pre-conception coresidence group and the pre-birth coresidence group. Marginal effects, evaluated at sample means, are presented. Robust standard errors are reported in parentheses. This table shows the results of equation (10) in column (1) and the results of equation (11) in column (2). *** indicates significance at the 1% level, ** indicates significance at the 5% level, and * indicates significance at the 10% level.