

Camera, Gabriele; Casari, Marco

Working Paper

Monitoring institutions in indefinitely repeated games

Quaderni - Working Paper DSE, No. 1046

Provided in Cooperation with:

University of Bologna, Department of Economics

Suggested Citation: Camera, Gabriele; Casari, Marco (2015) : Monitoring institutions in indefinitely repeated games, Quaderni - Working Paper DSE, No. 1046, Alma Mater Studiorum - Università di Bologna, Dipartimento di Scienze Economiche (DSE), Bologna,
<https://doi.org/10.6092/unibo/amsacta/4427>

This Version is available at:

<https://hdl.handle.net/10419/159884>

Standard-Nutzungsbedingungen:

Die Dokumente auf EconStor dürfen zu eigenen wissenschaftlichen Zwecken und zum Privatgebrauch gespeichert und kopiert werden.

Sie dürfen die Dokumente nicht für öffentliche oder kommerzielle Zwecke vervielfältigen, öffentlich ausstellen, öffentlich zugänglich machen, vertreiben oder anderweitig nutzen.

Sofern die Verfasser die Dokumente unter Open-Content-Lizenzen (insbesondere CC-Lizenzen) zur Verfügung gestellt haben sollten, gelten abweichend von diesen Nutzungsbedingungen die in der dort genannten Lizenz gewährten Nutzungsrechte.

Terms of use:

Documents in EconStor may be saved and copied for your personal and scholarly purposes.

You are not to copy documents for public or commercial purposes, to exhibit the documents publicly, to make them publicly available on the internet, or to distribute or otherwise use the documents in public.

If the documents have been made available under an Open Content Licence (especially Creative Commons Licences), you may exercise further usage rights as specified in the indicated licence.



<https://creativecommons.org/licenses/by-nc/3.0/>




ISSN 2282-6483

Alma Mater Studiorum - Università di Bologna
DEPARTMENT OF ECONOMICS

**Monitoring institutions in
indefinitely repeated game**

Gabriele Camera
Marco Casari

Quaderni - Working Paper DSE N°1046



Monitoring institutions in indefinitely repeated games^{*}

Gabriele Camera
Chapman University
& University of Basel

and

Marco Casari
University of Bologna

2 December 2015

Abstract

Does monitoring past conduct facilitate intertemporal cooperation? We designed an experiment characterized by strategic uncertainty and multiple equilibria where coordinating on the efficient outcome is a challenge. Participants, interacting anonymously in a group, could pay a cost either to obtain information about their counterparts, or to create a freely available public record of individual conduct. Both monitoring institutions were actively employed. However, groups were unable to attain higher levels of cooperation compared to a treatment without monitoring. Information about past conduct alone thus appears to be ineffective in overcoming coordination challenges.

Keywords: coordination, information, equilibrium selection, conventions, social dilemmas

JEL codes: C70, C90, D80

1. Introduction

This paper presents an experimental study of monitoring institutions that are designed to facilitate long-run cooperation among strangers. In the experiment, efficiency is theoretically possible but is difficult to achieve in practice because interactions are anonymous, there are multiple equilibria and strategic uncertainty (Van Huyck et al., 1991).

To ameliorate these difficulties, we introduce means of monitoring past conduct and we

^{*} We thank M. Bigoni for outstanding research assistance, N. Liu and T. Le for software coding, as well as seminar participants at several universities and conferences for comments on an earlier version of this paper. G. Camera acknowledges research support from the NSF grant DMS-0437210. Correspondence address: G. Camera, Economic Science Institute, Chapman University, Orange, CA 92866 (USA); camera@chapman.edu. M. Casari (marco.casari@unibo.it), University of Bologna, Department of Economics, Piazza Scaravilli 2, 40126 Bologna (Italy).

investigate whether or not this can help groups coordinating on the cooperative equilibrium. We consider two different monitoring institutions. In the Information Request treatment, participants can pay a small cost to receive accurate information about the counterpart; in the Information Provision treatment, participants can pay a small cost to help create an accurate public record of individual conduct. The Information Provision treatment introduces a monitoring institution that resembles a Better Business Bureau and, historically, it echoes the medieval Law Merchant institution for long-distance trade (Milgrom et al., 1990). The Information Request treatment introduces a monitoring institution similar to a credit bureau. By design, neither of these institutions expands the set of equilibrium payoffs, i.e., full cooperation is self-sustaining in *all* treatments through the aforementioned general convention. However, accurate monitoring can support conditional cooperation and, more generally, a variety of reciprocity-based strategies.

To model long-run cooperation, we study a helping game that is played in a stable group of four individuals (Camera et al., 2013) and is indefinitely repeated (Palfrey and Rosenthal, 1994). In the group, participants interact in pairs with counterparts that change at random in each round of play. Relying on relational contracting is ruled out by design because participants' identities always remain hidden and participants cannot communicate. In every round, two pairs are formed, both with one buyer and one seller. The seller can either consume a good in her possession or transfer it to the buyer. Transferring the good is socially efficient because the buyer values it more than the seller. However, the seller has an incentive to behave opportunistically and consume the good. A general convention of gift-exchange among group participants can sustain the efficient outcome in the long-run, provided that it incorporates a decentralized punishment scheme capable of deterring defections. Theory suggests that if such convention is based on the threat of a permanent and irreversible switch from cooperation to defection, then

this is sufficient to remove opportunistic temptations in a group of homogeneous individuals (Kandori, 1992, Ellison, 1994).

Within this framework, full cooperation is self-sustaining and formal institutions that support communication, monitoring, punishment, etc. are typically considered theoretically unnecessary to reach efficiency. However, there is strategic uncertainty because individuals are unsure which equilibrium strategy others will use (Van Huyck et al., 1991, p. 234). It is interesting to note that a typical assumption in applications of the theory of infinitely repeated games is that individuals successfully coordinate on the best outcome. However, previous experiments have shown that the fact that cooperation is an equilibrium is not sufficient for cooperation to arise among strangers (Camera and Casari, 2009, 2014) or among partners (Dal Bó and Fréchette, 2011).

In our experiment the availability of monitoring in the form of Information Request and Information Provision did not facilitate the successful coordination on long-run cooperation. Cooperative conventions struggled to emerge despite the heavy use of the monitoring institutions, something that in principle could have simplified coordination tasks. In fact, the data reveal that when participants had the option to contribute to creating a public record of past conduct, groups cooperated even less than in the absence of any monitoring institution. This evidence suggests that to overcome equilibrium coordination challenges, groups of strangers need institutions that are complementary to monitoring, such as enforcement institutions, for example.

The structure of the paper is the following. Section 2 describes the experimental design. Section 3 offers some theoretical considerations. Section 4 reports the results, Section 5 discusses related studies, and Section 6 offers some final considerations.

2. The design of the experiment

The experimental design is related to the model adopted in Camera and Casari (2014), where strangers can engage in an inter-temporal giving and receiving of goods. There are three treatments (Table 1).

In all treatments, interaction consists of the following helping game. There is a seller who can consume a good in her possession or transfer it to a buyer who values it comparatively more. The seller can either consume the good (*=defection*) or transfer it (*=cooperation*), while the buyer has no action to take. The payoffs for seller and buyer are, respectively, (a, a) with $a > 0$ under defection, and (d, u) under cooperation, with $d \in (0, a)$ and $u > 2a - d$. In the experiment $d=2$, $a=8$, $u=20$. Although defection is a dominant action for the seller, cooperation maximizes total surplus to in the pair (6 points=22-16 points).

Players interact within a four-player group for an indefinite number of rounds. In each round two pairs are first randomly formed. Then, roles are randomly assigned so that each pair has one buyer and one seller. In this indefinitely repeated game, the *efficient* outcome is attained when cooperation occurs in every pair and in every round until the game stops (= full cooperation).

We implement indefinite repetition following the technique in Roth and Murnighan (1978). A supgame or *cycle* is characterized by a random continuation rule. The rule specifies that at the end of each round an additional round of play takes place with probability $\delta = 0.93$. The duration of the interaction is therefore always uncertain. However, in each round the supgame is expected to go on for approximately 13 additional rounds, i.e., $1/(1-\delta)-1$, no matter how many rounds have been played. The continuation probability δ is interpreted as the discount factor of a risk-neutral participant. In the experiment a computer randomly selected an integer between 1 and 100 from a uniform distribution, and the supgame terminated for all session participants,

when the drawn number exceeded 93.

Each experimental session employed twenty participants who played five consecutive cycles. In total, this amounts to twenty-five groups per session. We adopted a pre-determined matching protocol to arrange participants into groups across the five cycles. This was done to ensure no one could interact with anyone else for more than one cycle. In each cycle, participants were paired exclusively within their group. Each group included only participants who neither belonged to an identical group in some past cycle, nor would belong to an identical group in a future cycle. Participants were informed about this matching protocol. Cycles terminated simultaneously for all groups.

In each cycle, group participants were matched at random. In each round each participant randomly met one of the three other possible counterparts, with equal probability. Hence, each participant had one third probability of meeting anyone else from their group in each round of a cycle, although they could not identify them. Once pairs were formed, in each pair a computer-determined coin flip assigned a seller role to one player, and a buyer role to the other. Hence, in each round every group was always composed of two buyers and two sellers, and participants were equally likely to change or keep their role across two consecutive rounds. This completes the description of what we call the Baseline treatment.

In the two additional treatments, called Information Provision and Information Request, we modified the Baseline design by adding a prototypical monitoring institution (Table 1). Each of these additional treatments introduces the possibility for participants to build a reputation through the creation of individual records while preserving anonymity of interaction. One institution (*Provision*) has function similar to the Better Business Bureau, where a buyer's record is a public good and the seller can freely view it. The other institution (*Request*) is more similar

to a credit agency, where the buyer's record is a private good and the seller must pay to view it. Neither treatment can offer as much information as would be available with public monitoring.

	<i>Baseline</i>	<i>Information Provision</i>	<i>Information Request</i>
Monitoring	No	Yes: buyer pays 1 point to report counterpart's action	Yes: seller pays 1 point to see counterpart's record
Information to seller	No information about counterpart's past conduct	Summary of counterpart's actions reported by buyers	Summary of counterpart's actions taken in the past
Average no. of rounds	50.5	68.5	76.5

Table 1: Experimental treatments

Notes: Seller was called Red in the experiment and buyer was called Blue. Conversion rate: 1 point = 2.5 dollar cents. The sessions were run in Sep-Nov 2008. Two sessions for each treatment: one session was run at Purdue University and the other at the University of Iowa.

Information Provision treatment. This treatment adds a post-exchange stage along the lines of the decentralized model of monitoring developed in Milgrom et al. (1990). After observing the outcome of the helping game, the buyer can pay 1 point to truthfully report the seller's action. This information is added to her opponent's *record*, which is empty in round 1 of a cycle. Alternatively, the buyer can choose not to make a report. The seller never sees the buyer's choice in this post-exchange stage. In any given round of a cycle, the record of a participant spans (at most) the six preceding rounds in that same cycle.¹ The record excludes the participant's identity and displays a summary of her history that is based on voluntary reports. It includes the number of past rounds in which: the participant was a seller, her action was not reported, and her reported action was cooperation or defection. Before making a choice, the seller can review at no cost the record of the buyer and her own record. The buyer does not observe any record. Since

¹ The expected duration of a cycle was about 14 rounds. Limiting records to 6 rounds allowed for some learning by insuring that an initial mistake would not permanently stain the reputation of a participant.

records are anonymous (identities are excluded from records) random matching implies that sellers cannot directly identify a past opponent by simply looking at a record. Possible payoffs and outcomes are the same as in the *Baseline* treatment, with the exception that payoffs for buyers include the loss of 1 point if they report the seller's action. If no action is ever reported, then the Provision treatment is equivalent to the Baseline treatment.

Information Request treatment. This treatment adds a pre-exchange stage. Before making a choice in the helping game, the seller can pay 1 point to view the buyer's record. Alternatively, the seller can choose not to view the buyer's record. The buyer never sees the seller's action in this pre-exchange stage. As in the Provision treatment, the participant's record spans (at most) the six preceding rounds in that cycle and does not include the participant's identity. Unlike the Provision treatment, the record is a summary based on an accurate and complete history of the roles and actions taken by the participant in those six previous rounds. The record displays the number of rounds in which: the participant was a seller, and the number of cooperative and defection actions taken as a seller. Possible payoffs and outcomes are as in the *Baseline* treatment, with the exception that the seller pays 1 point to view the buyer's record.²

The Provision and Request treatments exhibit elements of commonality. First, a participant's record includes only information about her past actions as a seller, which helps in building a reputation but does not necessarily reveal all past outcomes (e.g., outcomes experienced as a buyer). This means that a participant's record cannot reveal a past defection unless that participant was the seller in *that* round and *she* defected. Second, a seller can only view the record of the buyer she is currently matched to, and the record does not reveal the buyer's

² The Provision and Request treatments can be interpreted as introducing an institution that processes, respectively, the information truthfully provided by individuals in the group and all the available information; see Kandori (1992) for a similar interpretation. The institution marks individuals who have defected and the mark is publicly observable at no cost in one case (Provision), but not in the other (Request).

identity (=anonymity). Lastly, a participant's record neither includes the history of *his* opponents, nor the histories that the participant observed. For example, the record does not say if participants defected after observing a defection.

Considering all treatments, we recruited 120 participants through announcements in undergraduate classes, half at Purdue University and half at the University of Iowa. The experiment was programmed and conducted with the software z-Tree (Fischbacher, 2007). Given the random termination protocol, we recruited participants for three hours. Instructions (a copy is in the Appendix) were read aloud at the start of the experiment and left on the participants' desks. No eye contact was possible among participants. Average earnings were about \$17 per participant. On average, a session lasted 65.2 rounds for a running time of 2 hours, including instruction reading and a quiz. Details about the sessions are provided in Table 1.

3. Theoretical predictions

Here, we demonstrate that—under the assumption of identical players that are self-interested and risk-neutral—the equilibrium set consists of multiple equilibria *in all treatments*. The equilibrium set includes full defection and full cooperation, which is the efficient outcome. The following analysis is based on the folk theorem-like results established in Kandori (1992) and Ellison (1994).

Start by observing that defection is the dominant strategy if the helping game is played once or if it is finitely repeated. In an indefinitely repeated game, the payoff is the (ex-ante) expected discounted stream of payoffs attained in each of the one-shot interactions. In the *Baseline* treatment participants can neither observe the outcome in other pairs (private monitoring), nor can they identify or communicate with their counterparts (anonymity). In this scenario, “always

defect” is always a sequential equilibrium because defect is a best response to everyone else defecting in every round in which they are sellers. In this case, the equilibrium payoff in the repeated game corresponds to the present discounted value $a/(1-\delta)$.

We next prove that the efficient outcome can also be sustained as a sequential equilibrium, as long as δ is sufficiently large. To prove it, following Kandori (1992) and Ellison (1994), we conjecture that *all* players adopt a rule of behavior called “grim trigger strategy”, consisting of a “desirable” action as sellers and of a sanction that is implemented as soon as the player finds out that some seller acted in an undesirable manner. We identify the desirable action with cooperation and the sanction with defection. The grim trigger strategy thus stipulates that the player should cooperate whenever she is a seller, as long as she has never experienced a defection; otherwise, she should always defect and never cooperate again.

This strategy relies on a form of community (or, decentralized) punishment that is used to police defections. Community punishment implies an incremental defection process in the group. The first seller who defects triggers an unstoppable punishment process which eventually leads to full defection. This threat is precisely what supports cooperation in the model.

Proposition 1. *In the indefinitely repeated helping game if $\delta > 0.808$, then a social norm based on the grim trigger strategy supports the efficient outcome as a sequential equilibrium.*

The sketch of the proof is as follows.³ In each round payoffs for (seller, buyer) are (u, d) if cooperation is the outcome, and (a, a) otherwise. If everyone adopts the grim trigger strategy, i.e., if such strategy is a social norm, then in equilibrium every seller cooperates so the payoff to a representative player is the expected discounted utility from buying or selling with equal

³ Details of the proof are available in the Supplementary Materials to Camera and Casari (2014)

probability, $(u+d)/[2(1-\delta)]$. One needs to check two incentive compatibility elements: first, the “grim” punishment threat must remove a seller’s temptation to defect in any equilibrium round; second, it must also ensure that a seller has an incentive to follow the punishment norm, off-equilibrium. In doing so, we rely on the unimprovability criterion and consider one-time deviations by a single seller.

Since surplus is lost if the group moves from full cooperation to full defection, then a one-time equilibrium defection is suboptimal as long as players foresee a sufficiently long interaction. Equivalently—as reported in Proposition 1—players must be sufficiently patient. Intuitively, the future reward from cooperating today must be greater than the extra utility provided by defecting today. If grim trigger is a social norm, then the initial defection will quickly lead to 100% defections because there are only four players in our groups. The rapid spread of punishment to the entire group also explains why sellers have no incentive to cooperate after observing a defection, such as in an attempt to stop the contagious punishment process in its tracks.

Proposition 2. *In the Baseline treatment the equilibrium set includes full defection and the efficient outcome. In the Provision and Request treatments, the addition of monitoring institutions neither eliminates any of the equilibria available in the Baseline treatment, nor expands the efficiency frontier.*

To prove the first part of the statement, note that, due to indefinite repetition, if all participants play grim trigger, then the efficient outcome can be sustained as a sequential equilibrium. Given that in the experimental design the continuation probability is $\delta=0.93$, then according to Proposition 1 the efficient outcome is an equilibrium in every treatment and in

every group. As noted above, full defection is also an equilibrium because defection in a round is always a best response if every other seller is expected to defect in every round.

The second part of the statement immediately follows because monitoring can always be ignored. Simply put, none of the strategies available in the *Baseline* treatment condition on information about counterparts, and all of such strategies are always available in all other treatments. The central consequence is that the efficient outcome can be supported in all treatments and therefore the Provision and Request treatments do not expand the set of equilibrium payoffs.

It should be clear that additional strategies are available when participants can monitor past conduct, compared to when they cannot. Indeed, the monitoring institutions we introduced allow sellers to have accurate information of the counterpart's past behavior. In Request, a seller can always view an accurate record of the actions her counterpart took as a seller in the last 6 rounds. In Provision, accurate records can be created if buyers choose to report the seller's action to a public repository. Although the additional strategies made possible through monitoring do not introduce Pareto-superior equilibria, they do expand the equilibrium set and therefore they might actually increase strategic uncertainty and coordination problems relative to the Baseline treatment. Yet, the expanded strategy set in the Provision and Request treatments *neither constrains* participants to employ strategies that condition on the counterpart's past conduct, *nor precludes* the use of social norms based on decentralized enforcement.

Given this expanded strategy set, it is meaningful to quantify the efficiency that can be theoretically achieved through monitoring. We define the *efficiency loss* as 100% minus the realized surplus over the maximum surplus. Every strategy that uses monitoring generates a deadweight loss that lowers the efficiency frontier for any cooperation level achieved. In

Provision and Request, the long-run efficiency loss from creating and viewing opponents' records is below 16.7%. The maximum loss occurs when all participants report and view the actions of all opponents, which costs 2 points out of a maximum surplus of 12 in each economy.⁴

To summarize, monitoring cannot expand the theoretical efficiency frontier relative to the Baseline treatment. In fact, its use would simply lower the theoretical efficiency frontier. However, we know from previous work (Camera and Casari, 2014) that coordination on strategies that support the efficient outcome is difficult because of the multiplicity of equilibria. It is therefore an open question whether or not the introduction of monitoring (i) may alter cooperation rates relative to the *Baseline* treatment and (ii) if it may facilitate coordination on the efficient equilibrium.

4. Results

There are four key results: Result 1 is on cooperation levels, Result 2 compares the strategies employed across treatments, Result 3 is about the deadweight loss from using the monitoring institutions, while Result 4 concerns the distribution of earnings. In this section the empirical analysis adopts as unit of observation a group of four participants interacting in a cycle.⁵

Result 1. *In all treatments, the average cooperation rate was well below 100%. In the Information Provision and Information Request treatments, rates were similar or lower than in the Baseline treatment.*

Support for this result comes from Figure 1 and Tables 2, 3 and 4.

⁴ With information provision, a buyer could report only the first defection observed and still generate an accurate record. Here we do not characterize the optimal strategy for providing information and for requesting information because it is beyond the scope of this study.

⁵ Data from the Baseline treatment are also analyzed in Camera and Casari (2014).

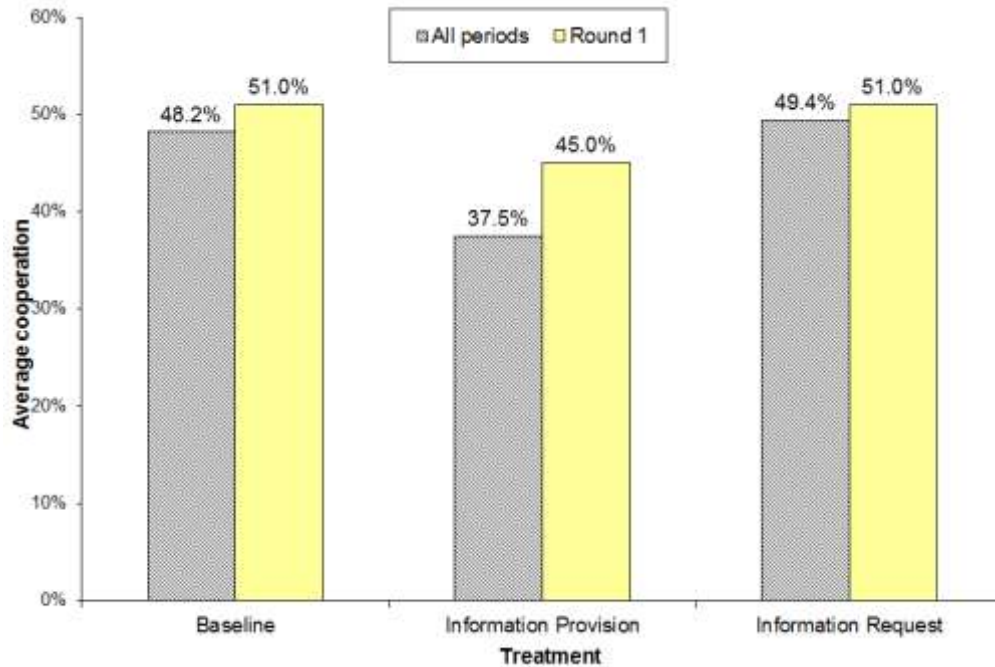


Figure 1. Cooperation by treatment

Average cooperation in the Provision treatment was 37.5%, which is at least 10.7% lower than Baseline (Mann-Whitney test, p -values=0.031, $n_1=50$, $n_2=50$). Moreover, there is an 11.9% gap with the Request treatment (Mann-Whitney test, p -values=0.026, $n_1=50$, $n_2=50$). Average cooperation in Request is not significantly different from Baseline (Mann-Whitney test, p -value=0.97, $n_1=50$, $n_2=50$). These observations confirm that cooperation in this environment is difficult to support even when participants have a monitoring technology at their disposal.

When we focus on average cooperation in round 1 of each cycle, we find that the highest cooperation rate is 51.0% (Table 3). Behavior in round 1 can reveal the existence of a focal point but we find little evidence of a focal point. Monitoring did not improve the ability of groups to coordinate on either cooperation or defection. The rates of coordination on either action in round 1 were 58% in Baseline, 30% in Provision, and 46% in Request. The treatment ranking in terms of coordination on cooperation or cooperation levels is identical (Table 3).

Cycle	Baseline	Provision	Request
1	0.475	0.410	0.388
2	0.441	0.342	0.526
3	0.563	0.448	0.485
4	0.487	0.425	0.543
5	0.446	0.249	0.530
Overall cooperation frequency	0.482	0.375	0.494
Net surplus (points)	5.78	4.01	5.69
Gross surplus (points)	5.78	4.50	5.93
Max theoretical surplus (points)	12	12	12

Table 2: Average cooperation rate: all rounds

Notes: 1 obs. = 1 economy (10 obs. per cycle, per treatment). To calculate gross surplus in the Provision and Request treatments multiply the average cooperation rate by the maximum surplus (12 points). To obtain net surplus, subtract from gross surplus the cost of the institution, i.e., 2 points multiplied by the frequency with which buyer (in Provision) or seller (in Request) used the institution.

Cycle	Baseline	Provision	Request
1	0.40	0.40	0.20
2	0.30	0.45	0.45
3	0.55	0.50	0.70
4	0.55	0.40	0.60
5	0.75	0.50	0.60
Overall frequency of cooperation	0.51	0.45	0.51
Fraction of groups with 100% cooperation	0.30	0.10	0.24
Fraction of groups with 100% defection	0.28	0.20	0.22

Table 3: Average cooperation rate: round 1 of each cycle

The probit regressions in Table 4 supply additional evidence about the poor performance of the monitoring treatments in terms of cooperation rates. The dependent variable is a seller's choice to cooperate (1) or not (0) in a round. When pooling all observations, cooperation in the Provision

treatment is significantly lower than in the Baseline treatment (the marginal effect is of -9.8 percentage points, p-value 0.013, see column 2, Table 4). By contrast, cooperation in the Request treatment is statistically indistinguishable from the Baseline treatment (the marginal effect is of 0.1 percentage points, p-value 0.967, see column 2, Table 4). The regressions include controls for fixed effects (cycles, rounds within the cycle), for demographic characteristics, including gender and major, and for the duration of the previous cycle. In addition, the regressions trace the response of the representative participant in the rounds *following* an observed defection, as reported in Result 2 below.

	All Treatments	Baseline	Provision	Request
Dependent variable: 1=cooperation 0=defection	(1) Rounds 1 only	(2)	(3)	(4)
<i>Treatment dummies:</i>				
Information Provision	-0.040 (0.054)	-0.098** (0.039)		
Information Request	0.033 (0.103)	0.001 (0.035)		
<i>Seller's record in Provision has:</i>				
at least one cooperative action			0.239*** (0.003)	
at least one defection action			-0.135*** (0.003)	
<i>Buyer's record in Provision has:</i>				
at least one cooperative action			0.157*** (0.010)	
at least one defection action			-0.096** (0.045)	
<i>Buyer's record in Request has:</i>				
cooperation rate > 50%				0.415*** (0.024)
defection rate > 50%				-0.020 (0.102)
<i>Strategy coding:</i>				
grim trigger		-0.488*** (0.057)	-0.416*** (0.045)	-0.229*** (0.009)
Lag 1		0.025 (0.034)	0.102 (0.115)	0.036*** (0.011)
Lag 2		-0.032* (0.016)	-0.007 (0.028)	-0.008 (0.021)
Risk neutral or low Risk aversion (questionnaire)	0.062 (0.083)	0.114 (0.072)	0.091 (0.114)	0.305*** (0.044)
				-0.034 (0.078)

	All Treatments	Baseline	Provision	Request	
Dependent variable: 1=cooperation 0=defection	(1) Rounds 1 only	(2)	(3)	(4)	(5)
High Risk aversion (questionnaire)	-0.208** (0.093)	-0.090 (0.087)	-0.066 (0.149)	-0.207*** (0.068)	0.031 (0.059)
Controls	Yes	Yes	Yes	Yes	Yes
Pseudo-R2	0.111	0.114	0.077	0.265	0.173
Observations	300	3950	1010	1370	1570

Table 4: Probit regression on the seller's choice to cooperate – marginal effects

Notes: Each observation refers to a seller in a pair. Marginal effects are computed at the mean value of regressors. For a continuous variable the marginal effect measures the change in the likelihood to cooperate for an infinitesimal change of the independent variable. For a dummy variable the marginal effect measures the change in the likelihood to cooperate for a discrete change of the dummy variable. Round fixed effects are included (except in the first column) but not reported in the table (rounds 2-5, 6-10, 11-17, 18-25, >25). Controls are not reported and include cycles dummies 2, 3, 4, 5, duration of previous cycle (set to 14.3 rounds for cycle 1), Iowa location, Male, Business major, and Engineering, Science, and Mathematics major. Robust standard errors (in parentheses) are computed with a cluster on each session; * significant at 10 percent; ** significant at 5 percent; *** significant at 1 percent.

Result 2. *When a monitoring institution was available, the strategy of the representative seller conditioned on both the buyer's and her own record. Moreover, in Request, participants increased their reliance on grim trigger, while in Provision they reduced it in comparison to Baseline.*

Support is provided by the regression in Table 4. The regression traces the response over time of an individual in his seller's role to the defection of her opponent. We study the first two actions taken after suffering a defection. The econometric technique we employ allows us to identify the adoption of community punishment schemes such as grim trigger or T-round punishment. We construct three variables. The grim trigger variable takes value 1 in all rounds following the observed initial defection, and 0 otherwise. The Lag variables pertain to specific rounds in which the participant has an opportunity to punish after first experiencing a defection as a buyer. The Lag 1 variable takes value 1 at the first opportunity to punish by defecting, and 0 otherwise; the

Lag 2 variable takes value 1 at the second opportunity to punish by defecting.⁶

In all treatments, behavior is consistent with the representative participant using the grim trigger strategy because we observe a persistent decline in cooperation after experiencing a defection. The grim trigger marginal effects are all negative and highly significant (columns 3, 4, 5 in Table 4). One monitoring institutions enhanced the reliance on grim trigger, while the other reduced it. The sum of the estimated marginal effects of grim trigger, Lag1 and Lag2 are -0.56 for Request, -0.20 for Provision, while for Baseline we have -0.32 (Table 4).

We now study how participants modified strategies in response to the possibility of accessing the history of actions of the opponent. In theory, introducing monitoring leaves untouched the set of discount factors supporting the efficient outcome because participants can always abstain from exploiting monitoring. However, if knowing the past behavior of an opponent is the key to raising cooperation levels in anonymous groups, then one should observe an extensive use of the monitoring institution. In the experiment, participants actively employed monitoring. Buyers in the Provision treatment on average reported 24.5% of the sellers' choices; sellers in the Request treatment paid a cost to inspect the record of their buyer in 12.1% of cases.

The experiment offers an opportunity to study patterns of information flows because participants actively provided and requested information. In both treatments there is evidence that the actions of the representative participant were significantly affected by their own and their opponent's records. The regressions in Table 4 show that in Provision and Request a seller was significantly more willing to cooperate with opponents who cooperated in the past (columns 4-5). In addition, in the Provision treatment, sellers were significantly less willing to cooperate with opponents who defected at least once (Table 4, columns 4). This behavior is consistent with motivations related to indirect reciprocity or conditional cooperation.

⁶ For a detailed discussion on this econometric technique see Camera and Casari (2009).

In the Provision treatments the use of the monitoring institutions was inefficient because of a lack of coordination. Participants would gain from coordinating on reporting either cooperation or defection, but not both. In particular, given a goal to sustain full cooperation, reporting only defection actions is the less costly strategy. Instead, buyers sometimes reported cooperation and sometimes reported defection. Buyers reported cooperative actions in 33.1% of cases and reported defection in 16.0% of cases (N=1370). In sum, there is evidence that Provision and Request, which can reduce informational frictions, were ineffective in increasing cooperation relative to the baseline. The active use of monitoring had also implications for realized surplus.

Result 3. *The empirical deadweight loss from using the monitoring institutions was 2.0% of total surplus in Information Provision and 4.1% in Information Request.*

Support for Result 3 comes from Table 2. The direct costs of monitoring were small overall. In the Request treatment, the cost of monitoring derives from the 1 point paid by sellers to view the buyers' record. The average empirical cost for the group was 0.49 points out of a total surplus of 12 points in a round. In the Provision treatment, the cost is 0.24 points. Given the realized cooperation rate and costs of the monitoring institution, one can calculate two measures of surplus. The *net surplus* for a group corresponds to the total points earned over and above the defection payoff. The *gross surplus* is the sum of the net surplus and the cost of the monitoring institution. The Baseline treatment achieves the highest net surplus, which is 5.78 points out of a maximum of 12 points. The Provision treatment attains the minimum net surplus of 4.01 (Table 2).

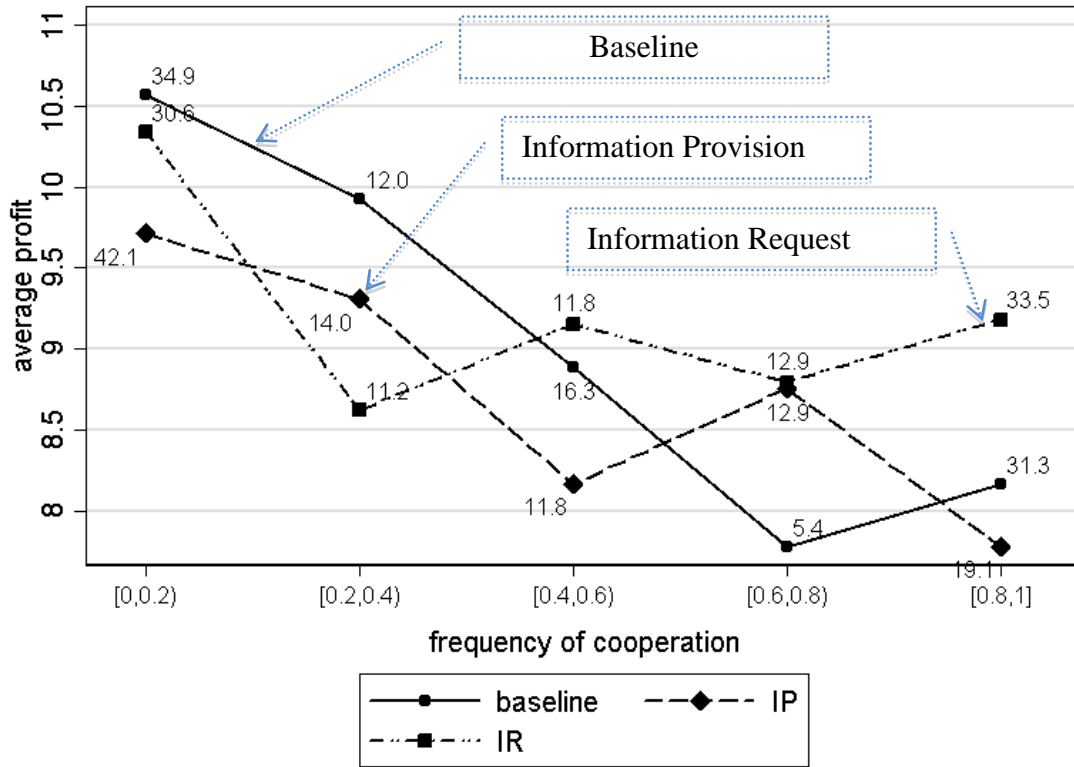


Figure 2. Participants' average profits by average frequency of cooperation

Notes: Next to each data point, we report the associated percentage of observations. Only observations where participants switch roles within the cycle are included (about 170 per treatment). Earnings were adjusted to account for the uneven frequency of a participant's buyer and seller role: we separately computed average profits as buyer and as seller and then took their arithmetic average. Figure 2 does not qualitatively change when using raw average profits.

Result 4. *The addition of a monitoring institution redistributed surplus from frequent defectors to frequent cooperators to an extent insufficient to alter the incentives to coordinate on the efficient outcome.*

Support for this result comes from the illustration of the average per-capita profits in a round in Figure 2, which can range from a minimum of 8 $(=(8+8)/2)$ through a maximum of 11 $(=(20+2)/2)$. We divide participants into five types according to their frequency of cooperation in

a cycle. In the Provision treatment, there is no evidence that monitoring brings about a redistribution of surplus from frequent defectors $[0, 0.2)$ to frequent cooperators $[0.8, 1]$ with respect to Baseline, while there is some evidence in the Request treatment. Given that the availability of monitoring allows participants to identify free-riders, one would have expected monitoring to reduce payoffs of for frequent defectors and to increase payoffs for frequent cooperators in comparison to Baseline. While in Request, one can notice a relative increase in the payoff of frequent cooperators and a relative decrease in payoffs for frequent defectors, no such redistributive pattern is evident in Provision.

5. Related experimental literature

The previous experimental literature on *indefinitely* repeated games mostly focuses on settings characterized by interaction that is strategic in the one-shot game, and takes place among partners (Dal Bó, 2005, Dal Bó and Fréchette, 2011, Palfrey and Rosenthal, 1994). By contrast, this study considers an individual decision problem in each round of a supergame that is played among strangers. In both settings, the stage game is a social dilemma and there are multiple equilibria. However, the design widely employed in the literature is more conducive to reaching high levels of coordination on cooperation than the design of this study because, in that widely used design, it is easier to resolve the inherent strategic uncertainty over the course of the game.

There is also a literature that has investigated *finitely* repeated interaction of social dilemmas, where coordination problems can emerge either in the presence of behavioral types of individuals (Cox et al., 2015) or when individuals have social preferences (Chen et al., 2014). By contrast, in our design individuals are assumed identical and self-interested, and coordination problems emerge because of the indefinite horizon of interaction.

Previous work on indefinitely repeated social dilemmas has illustrated the difficulties inherent to coordinating on the efficient outcome both in large and small groups (Camera and Casari, 2009, Camera et al., 2013). Various remedies have been investigated to overcome coordination challenges. One branch of literature considers how reputation mechanisms may promote cooperation. For instance, Stahl (2009), Van Huyck et al. (1995), Ule et al. (2009), and Bolton et al. (2005) endow laboratory participants with a ready-made, costless reputational information-sharing technology. In an indefinitely repeated game, Stahl (2009) finds that a color-coded monitoring mechanism was not always effective at improving cooperation. In the field, however, monitoring institutions often require an effort or are endogenously created by the individual, which is an aspect that we study in the experiment. In our design, monitoring institutions are costly and monitoring past conduct involves an explicit action from the decision-maker.

6. Final considerations

We have studied an indefinitely repeated social dilemma among strangers, where there is a social benefit from intertemporal cooperation and participants are prevented from relying on relational contracting. The game is characterized by multiple equilibria hence there is an issue of strategic uncertainty and equilibrium selection (Van Huyck et al., 1991). Presuming that participants aim at attaining the efficient outcome, they must be capable to coordinate on a suitable convention of decentralized punishment to remove opportunistic motivations. What sets this study apart from the bulk of the experimental literature on coordination is the presence of equilibrium multiplicity in the supergame and not in the stage game (Dal Bó and Fréchette, 2011).


We studied various forms of monitoring of conduct: in the Request treatment, participants can receive accurate information about the counterpart while in the Provision treatment participants

can create an accurate public record of individual conduct. Did better monitoring allow participants to achieve similar or better coordination on the inter-temporal giving and receiving of goods compared to a cooperative convention? The short answer is no (Result 1), even if better monitoring helped in some respects to simplify the coordination task. To see this, note that in Request treatment having the option to pay to view the past history of the opponent allows subsets of participants to coordinate on history-dependent strategies. For example, some participants may choose to cooperate only with those who have immaculate cooperation records even if not everyone in their group does so. With Information Provision, this strategy is possible only if everyone in the group coordinates on making reports and on using a history-dependent strategy, because information on past actions is not already available and must be created by the group. However, neither Request nor Provision treatments helped in coordinating on sanctioning strategies that effectively removed the incentives to defect (Result 2), despite their relatively low cost (Result 3). What's more, neither Information Request nor Information Provision redistributed enough surplus from defectors to cooperators to influence the selection of a cooperative equilibrium (Result 4).

If improving knowledge of past behaviors through monitoring is the key to reducing the temptation to defect, then the Request and Provision treatments should exhibit a larger favorable impact on cooperation than the Baseline treatment. In practice, the data reveals that monitoring institutions available in the *Provision* and *Request* treatments are at best ineffective in increasing cooperation relative to the *Baseline*. Additional experiments with variations in monitoring may further corroborate this conclusion and help uncover what additional elements are needed to enhance the effectiveness of monitoring institutions.

References

- Bolton, G. E., Katok, E., and Ockenfels, A. (2005). Cooperation among strangers with limited information about reputation. *Journal of Public Economics* 89(8), 1457-1468.
- Camera, Gabriele and Marco Casari (2009). Cooperation among strangers under the shadow of the future. *American Economic Review*, 99(3), 979-1005.
- Camera, Gabriele, Marco Casari, and Maria Bigoni (2012). Cooperative Strategies in Groups of Strangers: An Experiment, *Games and Economic Behavior* 75(2), 570-586.
- Camera, Gabriele and Marco Casari (2014). The coordination value of monetary exchange: Experimental evidence. *American Economic Journal: Microeconomics*, 6 (1), 290-314.
- Camera, Gabriele, Marco Casari, and Maria Bigoni (2013) Money and Trust among Strangers. *Proceedings of the National Academy of Science*, 110(37), 14889-14893.
- Chen, Yan, Sherry Xin Li, Tracy Xiao Liu and Margaret Shih (2014) Which Hat to Wear? Impact of Natural Identities on Coordination and Cooperation. *Games and Economic Behavior* 84, 58-86.
- Dal Bó, Pedro, and Guillaume Fréchette (2011). The Evolution of Cooperation in Infinitely Repeated Games: Experimental Evidence. *American Economic Review* 101(1), 411-429.
- Cox, Caleb, Matthew Jones, Kevin Pflum, and Paul J. Healy (2015). Revealed Reputations in the Finitely-Repeated Prisoners' Dilemma. *Economic Theory*, 58(3), 441-484.
- Ellison, Glenn (1994). Cooperation in the prisoner's dilemma with anonymous random matching. *Review of Economic Studies*, 61, 567-88.
- Kandori, Michihiro (1992). Social norms and community enforcement. *Review of Economic Studies*, 59, 63-80.
- Milgrom, Paul, Douglass North, and Barry Weingast (1990). The role of institutions in the revival of trade: the law merchant, private judges, and the Champagne fairs. *Economics and Politics*, 2, 1-23.
- Palfrey, Tom R., and Howard Rosenthal (1994). Repeated Play, Cooperation and Coordination: An Experimental Study. *Review of Economic Studies*, 61, 545-565.
- Roth, A.E., and Murnighan, K. (1978). Equilibrium behavior and repeated play of the prisoner's dilemma. *Journal of Mathematical Psychology* 17, 189-98.
- Stahl, Dale O. (2013). An Experimental Test of the Efficacy of Simple Reputation Mechanisms to Solve Social Dilemmas. *Journal of Economic Behavior & Organization* 94, 116-124.
- Ule, A., Schram, A., Riedl, A., and Cason, T. N. (2009). Indirect punishment and generosity toward strangers. *Science*, 326(5960), 1701-1704.
- Van Huyck, John B., Raymond C. Battalio and Richard O. Beil (1991). Strategic Uncertainty, Equilibrium Selection, and Coordination Failure in Average Opinion Games. *Quarterly Journal of Economics*, 106(3), 885-910.
- Van Huyck John, B., Battalio Raymond, C., Walters Mary, F. (1995). Commitment versus Discretion in the Peasant-Dictator Game. *Games and Economic Behavior* 10(1) 143-170.



Alma Mater Studiorum - Università di Bologna
DEPARTMENT OF ECONOMICS

Strada Maggiore 45
40125 Bologna - Italy
Tel. +39 051 2092604
Fax +39 051 2092664
<http://www.dse.unibo.it>