

Lambertini, Luca; Poddar, Sougata; Sasaki, Dan

**Working Paper**

## Standardization and the Stability of Collusion

Quaderni - Working Paper DSE, No. 298

**Provided in Cooperation with:**

University of Bologna, Department of Economics

*Suggested Citation:* Lambertini, Luca; Poddar, Sougata; Sasaki, Dan (1997) : Standardization and the Stability of Collusion, Quaderni - Working Paper DSE, No. 298, Alma Mater Studiorum - Università di Bologna, Dipartimento di Scienze Economiche (DSE), Bologna, <https://doi.org/10.6092/unibo/amsacta/5012>

This Version is available at:

<https://hdl.handle.net/10419/159141>

**Standard-Nutzungsbedingungen:**

Die Dokumente auf EconStor dürfen zu eigenen wissenschaftlichen Zwecken und zum Privatgebrauch gespeichert und kopiert werden.

Sie dürfen die Dokumente nicht für öffentliche oder kommerzielle Zwecke vervielfältigen, öffentlich ausstellen, öffentlich zugänglich machen, vertreiben oder anderweitig nutzen.

Sofern die Verfasser die Dokumente unter Open-Content-Lizenzen (insbesondere CC-Lizenzen) zur Verfügung gestellt haben sollten, gelten abweichend von diesen Nutzungsbedingungen die in der dort genannten Lizenz gewährten Nutzungsrechte.

**Terms of use:**

*Documents in EconStor may be saved and copied for your personal and scholarly purposes.*

*You are not to copy documents for public or commercial purposes, to exhibit the documents publicly, to make them publicly available on the internet, or to distribute or otherwise use the documents in public.*

*If the documents have been made available under an Open Content Licence (especially Creative Commons Licences), you may exercise further usage rights as specified in the indicated licence.*



<https://creativecommons.org/licenses/by-nc/3.0/>

# Standardization and the Stability of Collusion

Luca Lambertini  
Department of Economics  
University of Bologna  
Strada Maggiore 45  
I-40125 Bologna, Italy  
fax: (39) 51 6402664  
lamberti@spbo.unibo.it

Sougata Poddar  
CORE  
Université Catholique de Louvain  
34 Voie du Roman Pays  
1348 Louvain-la-Neuve, Belgium  
fax: (32) 10 47 4301  
poddar@core.ucl.ac.be

&

Dan Sasaki  
Economics Department  
University of Melbourne  
Parkville, Victoria 3052 Australia  
fax: (61) 3 9344 6899  
dsasaki@cupid.ecom.unimelb.edu.au

October 1997

## Abstract

We characterize the interplay between firms' decision in terms of product standardization and the nature of their ensuing market behaviour. We prove the existence of a non-monotone relationship between firms' decision at the product stage and their intertemporal preferences.

Keywords : RJVs, product innovation, critical discount factor.

JEL classification : D43, L13, O31.

Acknowledgements : We would like to thank Svend Albrek, Stephen Martin, Oz Shy, and other seminar participants at Institute of Economics, University of Copenhagen (May 1997) where all three authors were affiliated at the time of presentation. The usual disclaimer applies.

# 1 Introduction

Standardization and compatibility between products belonging to the same industry are receiving a growing attention in the current literature, with and without network externalities (for the first approach, see Katz and Shapiro, 1985; Farrell and Saloner, 1986, *inter alia*; for the second, Matutes and Regibeau, 1988; Economides, 1989; Chou and Shy, 1990). Besides, there exists a wide literature concerning the effects of product substitutability on the stability of implicit collusion either in output levels or in prices, leading to heterogeneous conclusions (Deneckere, 1983; Chang, 1991, 1992; Rothschild, 1992; Ross, 1992; Friedman and Thisse, 1993; Häckner, 1994, 1995; Lambertini, 1997, *inter alia*). Hence, a twofold question springs to mind, namely, whether supplying standardized products may facilitate implicit collusion in the market phase<sup>1</sup> or, whether the attempt at colluding may induce standardization. We setup a duopoly model where the cost and benefit of standardization are evaluated against the individual discount factor common to both firms, and we prove that the decisions concerning standardization and market behaviour are non-monotone in firms' intertemporal preferences.

The remainder of the paper is organized as follows. The basic model is laid out in section 2. Firms' interaction is analysed in section 3. Section 4 provides concluding remarks.

## 2 The setup

Two independent labs operating in the intermediate product market supply a component which contributes to characterize the service offered by the final product. The right to adopt each component costs  $\phi$ . The two components are equivalent in terms of their service but not fully compatible with each other. Two a priori identical firms operate on the market, selling possibly differentiated final products. Each firm faces the following inverse demand function (see Singh and Vives, 1984):

$$p_i = \frac{1}{1 + \alpha} q_i + \frac{\alpha}{1 + \alpha} q_j \quad (1)$$

in which  $\alpha \in [0, 1]$  measures the degree of substitutability or standardization. By inverting (1), the direct demand function obtains:

$$q_i = \frac{1}{1 + \alpha} p_i + \frac{\alpha}{1 + \alpha} p_j \quad (2)$$

Marginal production cost of the final product is constant and normalized to zero.

We consider the following time structure. At the beginning of the game ( $t = 0$ ), firms decide whether or not to share a licence, splitting its cost  $\phi$  evenly. If they do, they will produce a standardised final product with  $\alpha = 1$  as a result. Otherwise, if each firm buys a

---

<sup>1</sup>A similar issue is addressed by Martin (1995), showing that cooperation in R&D leading to a cost-reducing innovation may enhance cartel stability.

licence separately, paying © independently, then  $\delta = 1$  if the firms buy the component from the same lab,<sup>2</sup> or  $\delta = \frac{1}{2}$  (0; 1] if from different labs. Thenceforth, firms play a symmetric supergame in marketing over the horizon  $t = (1; 2; \dots; 1)$ , either in prices or in quantities. Throughout the game, the discount factor  $\delta$  is common to both firms. In establishing the critical threshold of the discount factor stabilizing collusion under either price or quantity competition, we follow the conventional folk theorem, implying that each firm cooperates as long as the rival does likewise; then, if deviation is detected, say at time  $t$ , both firms revert to the one-shot Nash equilibrium from  $t + 1$  onwards. As a consequence, the critical threshold of the discount factor turns out to be  $\delta_K^* = (\frac{1}{4}_K^D; \frac{1}{4}_K^M) = (\frac{1}{4}_K^D; \frac{1}{4}_K^N)$ ;  $K = B; C$ ; where  $K$  indicates the form of competition ( $B$  standing for Bertrand competition, and  $C$  for Cournot competition). Moreover,  $\frac{1}{4}_K^M$ ;  $\frac{1}{4}_K^D$ ;  $\frac{1}{4}_K^N$  denote, respectively, cartel profit, deviation profit and one-shot Nash equilibrium profit per firm per period, under the type of competition  $K$ . For future reference, it is useful to derive explicitly here the threshold levels of the discount factor  $\delta_K^*$  under both quantity and price competition. Straightforward calculations are needed to derive the per period per firm noncooperative profits (Singh and Vives, 1984):

$$\frac{1}{4}_C^N = \frac{1}{(2 + \delta)^2}; \quad \frac{1}{4}_B^N = \frac{1}{(2 - \delta)^2(1 + \delta)}; \quad (3)$$

Obviously, the cartel profit is the same in both settings, i.e.,  $\frac{1}{4}_C^M = \frac{1}{4}_B^M = 1 = [4(1 + \delta)]$ , while deviation profits in the two cases can be obtained by the reaction functions of the cheating firm, under the assumption that the other firm sticks either to the monopoly price or to the monopoly output:

$$\frac{1}{4}_C^D = \frac{(2 + \delta)^2}{16(1 + \delta)^2} \quad \delta \in (0; 1]; \quad \frac{1}{4}_B^D = \frac{(2 - \delta)^2}{4\delta^2} \quad \delta \in (0; \frac{p-3}{3}]; \quad (4)$$

As a result, the two critical thresholds of the discount factor are determined as follows:

$$\delta_C^* = \frac{(2 + \delta)^2}{8 + 8\delta + \delta^2} \quad \delta \in (0; 1]; \quad \delta_B^* = \frac{(2 - \delta)^2}{(2 - \delta)^2(\delta^2 + \delta + 1) + \delta^4} \quad \delta \in (0; \frac{p-3}{3}]; \quad (5)$$

In the case of Bertrand behaviour, the functional form of  $\delta_B^*$  modifies as  $\delta$  increases above  $\frac{p-3}{3}$ , since above that value the non-negativity constraint on the quantity sold by the firm being cheated becomes binding (see Deneckere, 1983; and Ross, 1992).  $\delta_B^*$  is increasing and convex in  $\delta \in (0; \frac{p-3}{3}]$ , decreasing and concave in  $\delta \in (\frac{p-3}{3}; 1]$ . On the other hand,  $\delta_C^*$  is increasing and convex over the whole range  $\delta \in (0; 1]$ . When  $\delta = 1$ ,  $\delta_C^* = \frac{1}{9} = 0.11$  and  $\delta_B^* = \frac{1}{2} = 0.5$ :

Unlike Deneckere, we consider the choice of  $\delta$  as a costly commitment. Therefore, firms face a tradeoff between the cost of differentiation and the increase in the stream of operative profits they may obtain through collusion in the market supergame.

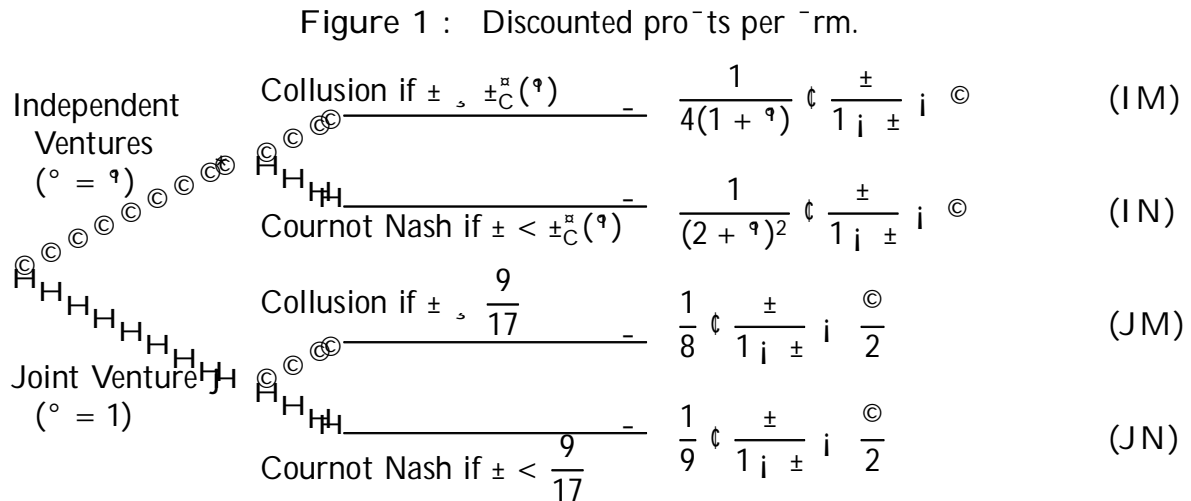
<sup>2</sup>This is dominated by a joint licence and thus never chosen in equilibrium. Therefore, we ignore this case in sections 3 and 4.

### 3 The supergame

Depending upon whether the marketing stage is a Cournot supergame or a Bertrand supergame, we consider the following two subcases.

#### 3.1 The Cournot supergame

In this case, the decision tree appears as in Figure 1.



Depending upon the firms' discount factor  $\alpha$ , the parameter space can be divided into the following three regimes:

- $\alpha \in [9/17; 1)$ : In this region, firms cooperate in the market stage, irrespectively of their behaviour in the product development phase, that is, for either value of  $\alpha$ : Therefore, firms must choose IM over JM if and only if

$$\frac{1}{4(1 + \alpha)} \left( \frac{\alpha}{1 + \alpha} \right) i > \frac{1}{8} \left( \frac{\alpha}{1 + \alpha} \right) i \quad (6)$$

- $\alpha \in [\alpha_C^\alpha; 9/17)$ : In this region, firms cooperate in the market stage if and only if they have previously chosen independent ventures. Hence, firms must choose IM over JN if and only if

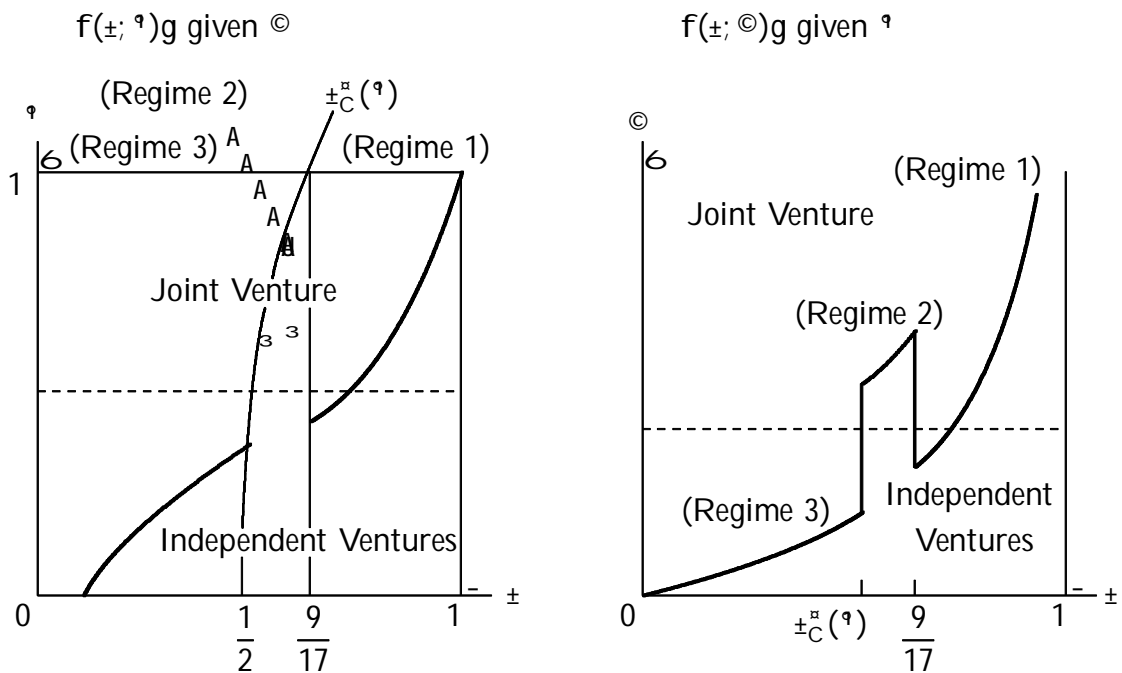
$$\frac{1}{4(1 + \alpha)} \left( \frac{\alpha}{1 + \alpha} \right) i > \frac{1}{9} \left( \frac{\alpha}{1 + \alpha} \right) i \quad (7)$$

- $\alpha \in [0; \alpha_C^\alpha)$ : In this region, firms play the one-shot Cournot-Nash equilibrium at the market stage, irrespectively of their behaviour in the product development phase, that is, for either value of  $\alpha$ : Thus, firms shall choose IN over JN if and only if

$$\frac{1}{(2 + \alpha)^2} \left( \frac{\alpha}{1 + \alpha} \right) i > \frac{1}{9} \left( \frac{\alpha}{1 + \alpha} \right) i \quad (8)$$

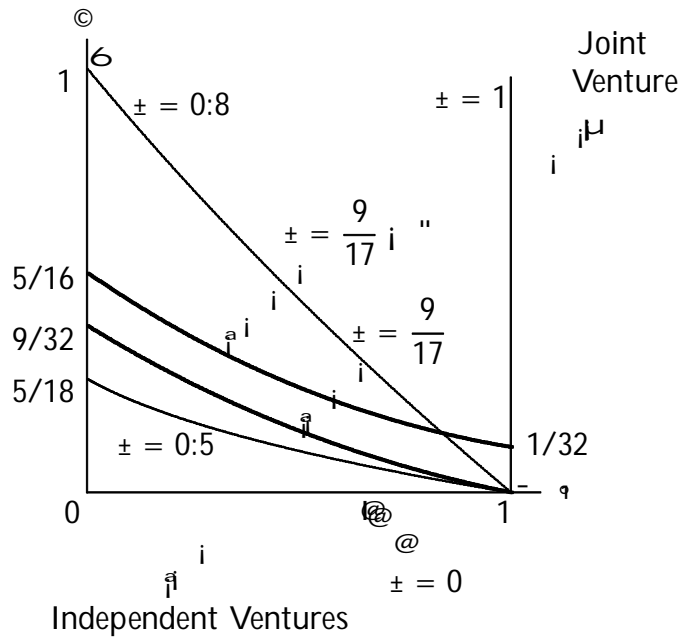
These three regimes span the parameter space  $f(\pm; \rho; \theta)$ : Figure 2 plots  $\rho$  and  $\theta$  against  $\pm$ : Overall, independent ventures tend to become more attractive as  $\pm$  approaches 1. For intermediate values of  $\pm$ , however, as is clear from the above, in the regime 2 the condition for independent ventures is loosened comparative to the adjacent areas. The intuition behind this result is the fact that, when their discount factor  $\pm$  lies in regime 2, firms can sustain quantity collusion if and only if they have chosen independent ventures. Note that the boundary between independent and joint ventures is monotone over the range  $\pm \in [0; 9=17)$  and over the range  $\pm \in (9=17; 1)$ : Dotted lines indicate those values of  $\rho$  and  $\theta$  with which firms' venture decisions become non-monotone.

Figure 2 : Comparative statics with respect to the discount factor  $\pm$ .



Finally, Figure 3 plots  $\theta$  against  $\rho$ : Over the range  $\pm \in [0; 9=17)$ , the boundary between independent and joint ventures shifts up as  $\pm$  increases. When  $\pm$  reaches  $9/17$ , the boundary jumps down (thick curves) and thereon shifts up again as  $\pm$  approaches 1. In general, firms' propensity for independent ventures increases in  $\pm$ . Only in the area between the two thick curves, firms' decisions between independent and joint ventures become non-monotone. In the neighbourhood of  $\pm = 9=17$ , while  $\pm$  is still in regime 2, firms need independent ventures in order to sustain quantity collusion. Then, once  $\pm$  crosses slightly above the threshold value  $9/17$ , firms are free from the fear of Cournot-Nash competition. Thus, now that quantity collusion is guaranteed, the incentives for independent ventures decrease and firms collude in both phases. This reversal in firms' product innovation decisions takes place only in this area, and only around  $\pm = 9=17$ :

Figure 3 : Cost (c) - benefit (b) comparative statics given  $\delta$ .



### 3.2 The Bertrand supergame

In this case, the decision tree appears as in Figure 4.

Figure 4 : Discounted profits per firm.

Independent Ventures ( $\delta = \delta$ )	Collusion if $\delta \geq \delta_B^{\delta}(\delta)$	$\frac{1}{4(1+\delta)} \left( \frac{\delta}{1+\delta} \right) i^{\delta}$	(IM)
	Bertrand Nash if $\delta < \delta_B^{\delta}(\delta)$	$\frac{1}{(2+\delta)^2(1+\delta)} \left( \frac{\delta}{1+\delta} \right) i^{\delta}$	(IN)
Joint Venture ( $\delta = 1$ )	Collusion if $\delta \geq \frac{1}{2}$	$\frac{1}{8} \left( \frac{\delta}{1+\delta} \right) i^{\frac{\delta}{2}}$	(JM)
	Bertrand Nash if $\delta < \frac{1}{2}$	$0 \left( \frac{\delta}{1+\delta} \right) i^{\frac{\delta}{2}}$	(JN)

Depending upon the firms' discount factor  $\delta$ , the parameter space can be divided into the following three regimes:

1.  $\delta \geq 2 \left[ \delta_B^{\delta}(\delta); 1 \right)$ : In this region, firms cooperate in the market stage, irrespectively of their behaviour in the product development phase, that is, for either value of  $\delta$ . Therefore, firms must choose IM over JM if and only if

$$\frac{1}{4(1+\delta)} \left( \frac{\delta}{1+\delta} \right) i^{\delta} \geq \frac{1}{8} \left( \frac{\delta}{1+\delta} \right) i^{\frac{\delta}{2}} \quad (9)$$

2.  $\pm \in [1/2; \pm_B^*(\rho)]$ : In this region, firms cooperate in the market stage if and only if they have previously chosen to undertake a joint venture. Hence, firms must choose IN over JM if and only if

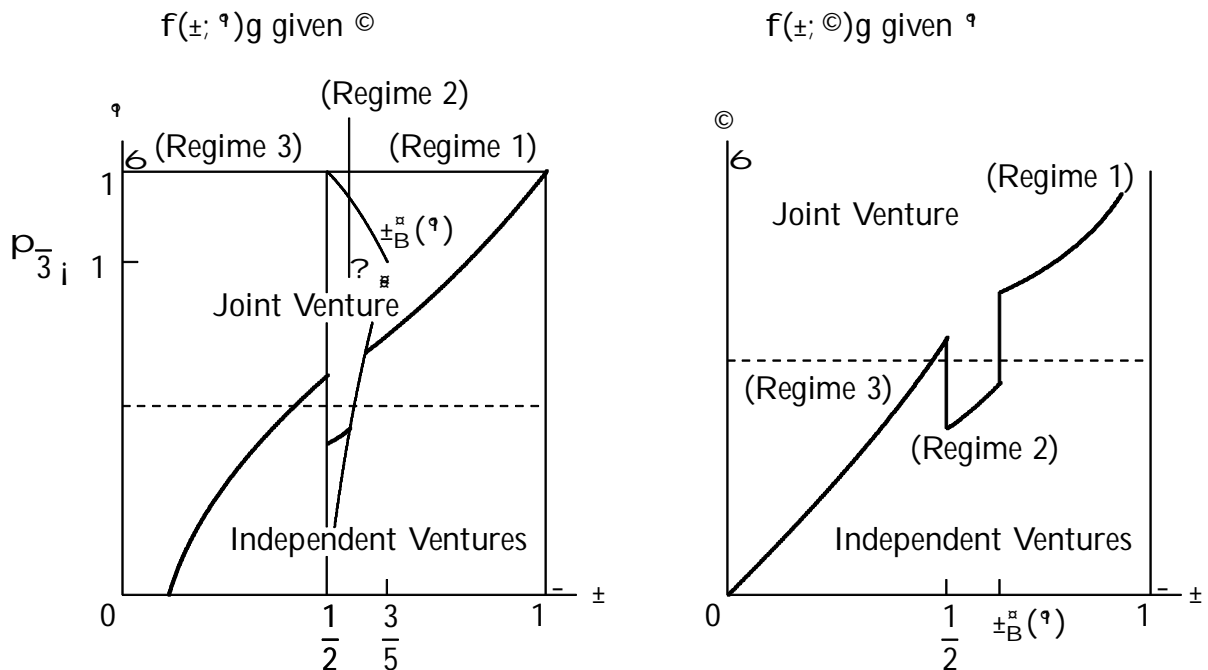
$$\frac{1 - \rho}{(2 - \rho)^2(1 + \rho)} \geq \frac{1}{8} \frac{\pm}{1 - \pm} \geq \frac{\rho}{2} \quad (10)$$

3.  $\pm \in [0; 1/2)$ : In this region, firms play the one-shot Bertrand-Nash equilibrium at the market stage, irrespectively of their behaviour in the product development phase, that is, for either value of  $\rho$ : Hence, firms shall choose IN over JN if and only if

$$\frac{1 - \rho}{(2 - \rho)^2(1 + \rho)} \geq \frac{\pm}{1 - \pm} \geq \frac{\rho}{2} \quad (11)$$

Again, these three regimes span the parameter space  $f(\pm; \rho; \rho)$ : Figure 5 plots  $\rho$  and  $\rho$  against  $\pm$ . In general, independent product development tends to become more attractive as  $\pm$  increases. For intermediate values of  $\pm$ , contrarily to the Cournot case, in the regime 2 the condition for independent ventures is tightened as compared to the adjacent areas. The intuition behind this result traces back to the fact that, when their discount factor  $\pm$  lies in regime 2, firms can sustain price collusion if and only if they have chosen a joint venture. Note that the boundary between independent and joint ventures is monotone over the range  $\pm \in [0; 1/2)$  and over the range  $\pm \in [1/2; 1)$ : Dotted lines indicate those values of  $\rho$  and  $\rho$  with which firms' decisions between independent and joint ventures are non-monotone.

Figure 5 : Comparative statics with respect to the discount factor  $\pm$ .

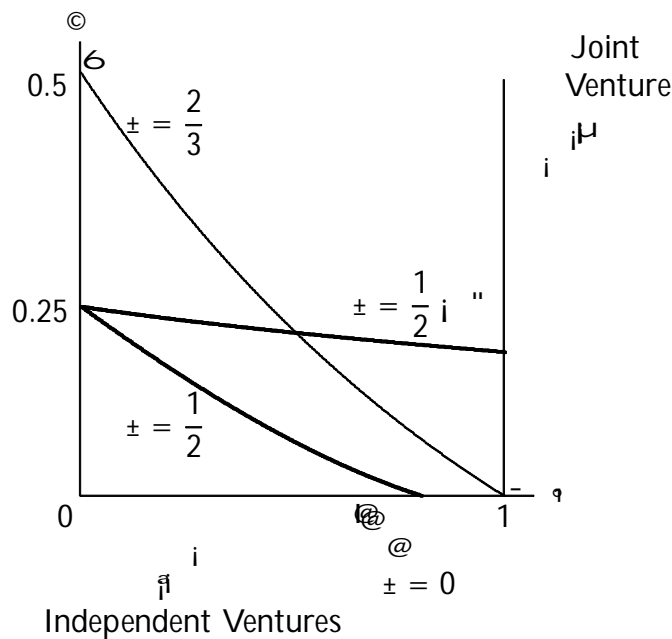


Finally, Figure 6 plots  $\rho$  against  $\rho$ : Over the range  $\pm \in [0; 1/2)$ , the boundary between independent and joint ventures shifts up as  $\pm$  increases. When  $\pm$  reaches  $1/2$ , the boundary



rotates clockwise (thick curves). Thereafter, the boundary shifts up again as  $\pm$  approaches 1. In general, firms' propensity for independent ventures increases in  $\pm$ , except in the area between the two thick curves. Over this area, while  $\pm$  is in regime 3, firms have no hope for price collusion, whereas once  $\pm$  crosses above the threshold value  $1/2$ , firms can collude only after a joint venture. This makes a joint venture in product development more attractive in regime 2. Note that the area between the two curves is far larger than in the Cournot case, the reason being that the prospect of collusive profits in the future is more relevant under Bertrand competition.

Figure 6 : Cost ( $\phi$ ) - benefit ( $\psi$ ) comparative statics given  $\pm$ .



The above analysis can be summarized in the following

**Proposition.** Under both Cournot and Bertrand competition, there exists a range of parameter values ( $\psi$ ;  $\phi$ ) over which firms' decisions on product standardization are non-monotone in their discount factor  $\pm$ .

## 4 Concluding remarks

We have analysed the unfolding of firms' behaviour in a differentiated duopoly where firms must first decide upon product compatibility and then play an infinitely repeated market game where they have the option to implicitly collude. Contrary to some of the earlier beliefs, we have established that the relationship between product compatibility (or differentiation) and the discount factor can indeed be non-monotone. This seemingly counterintuitive result stems from the balance between cost consideration in choosing between standardization and variety, and firms' concern towards future cartel stability.

## References

- Chang, M.H. (1991), "The Effects of Product Differentiation on Collusive Pricing", *International Journal of Industrial Organization*, 9, 453-69.
- Chang, M.H. (1992), "Intertemporal Product Choice and Its Effects on Collusive Firm Behavior", *International Economic Review*, 33, 773-93.
- Chou, C. and O. Shy (1990), "Network Effects without Network Externalities", *International Journal of Industrial Organization*, 8, 259-70.
- Deneckere, R. (1983), "Duopoly Supergames with Product Differentiation", *Economics Letters*, 11, 37-42.
- Economides, N. (1989), "Desirability of Compatibility in the Absence of Network Externalities", *American Economic Review*, 79, 1165-81.
- Farrell, J. and G. Saloner (1986), "Standardization and Variety", *Economics Letters*, 20, 71-74.
- Friedman, J.W. and J.-F. Thisse (1993), "Partial Collusion Fosters Minimum Product Differentiation", *RAND Journal of Economics*, 24, 631-45.
- Häckner, J. (1994), "Collusive Pricing in Markets for Vertically Differentiated Products", *International Journal of Industrial Organization*, 12, 155-77.
- Häckner, J. (1995), "Endogenous Product Design in an Infinitely Repeated Game", *International Journal of Industrial Organization*, 13, 277-99.
- Katz, M. and C. Shapiro (1985), "Network Externalities, Competition, and Compatibility", *American Economic Review*, 75, 424-40.
- Lambertini, L. (1997), "Prisoners' Dilemma in Duopoly (Super)games", *Journal of Economic Theory*, forthcoming.
- Martin, S. (1995), "R&D Joint Ventures and Tacit Product Market Collusion", *European Journal of Political Economy*, 11, 733-41.
- Matutes, C. and P. Regibeau (1988), "Mix and Match: Product Compatibility without Network Externalities", *RAND Journal of Economics*, 19, 221-34.
- Ross, T.W. (1992), "Cartel Stability and Product Differentiation", *International Journal of Industrial Organization*, 10, 1-13.
- Rothschild, R. (1992), "On the Sustainability of Collusion in Differentiated Duopolies", *Economics Letters*, 40, 33-7.
- Singh, N. and X. Vives (1984), "Price and Quantity Competition in a Differentiated Duopoly", *RAND Journal of Economics*, 15, 546-54.