

Nakade, Koichi; Yokozawa, Shiori

Article

Optimization of two-stage production/inventory systems under order base stock policy with advance demand information

Journal of Industrial Engineering International

Provided in Cooperation with:

Islamic Azad University (IAU), Tehran

Suggested Citation: Nakade, Koichi; Yokozawa, Shiori (2016) : Optimization of two-stage production/inventory systems under order base stock policy with advance demand information, Journal of Industrial Engineering International, ISSN 2251-712X, Springer, Heidelberg, Vol. 12, pp. 437-458, <https://doi.org/10.1007/s40092-016-0161-y>

This Version is available at:

<https://hdl.handle.net/10419/157516>

Standard-Nutzungsbedingungen:

Die Dokumente auf EconStor dürfen zu eigenen wissenschaftlichen Zwecken und zum Privatgebrauch gespeichert und kopiert werden.

Sie dürfen die Dokumente nicht für öffentliche oder kommerzielle Zwecke vervielfältigen, öffentlich ausstellen, öffentlich zugänglich machen, vertreiben oder anderweitig nutzen.

Sofern die Verfasser die Dokumente unter Open-Content-Lizenzen (insbesondere CC-Lizenzen) zur Verfügung gestellt haben sollten, gelten abweichend von diesen Nutzungsbedingungen die in der dort genannten Lizenz gewährten Nutzungsrechte.

Terms of use:

Documents in EconStor may be saved and copied for your personal and scholarly purposes.

You are not to copy documents for public or commercial purposes, to exhibit the documents publicly, to make them publicly available on the internet, or to distribute or otherwise use the documents in public.

If the documents have been made available under an Open Content Licence (especially Creative Commons Licences), you may exercise further usage rights as specified in the indicated licence.



<http://creativecommons.org/licenses/by/4.0/>

Optimization of two-stage production/inventory systems under order base stock policy with advance demand information

Koichi Nakade¹ · Shiori Yokozawa¹

Received: 12 June 2015 / Accepted: 11 July 2016 / Published online: 18 August 2016
© The Author(s) 2016. This article is published with open access at Springerlink.com

Abstract It is important to share demand information among the members in supply chains. In recent years, production and inventory systems with advance demand information (ADI) have been discussed, where advance demand information means the information of demand which the decision maker obtains before the corresponding actual demand arrives. Appropriate production and inventory control using demand information leads to the decrease of inventory and backlog costs. For a single stage system, the optimal base stock and release lead time have been discussed in the literature. In practical production systems the manufacturing system has multiple processes. The multiple stage production and inventory system with ADI, however, has been analyzed by simulation or assuming exponential processing time. That is, their theoretical analysis and optimization of release lead time and base stock level have little been obtained because of its difficulty. In this paper, theoretical analysis of a two-stage production inventory system with advance demand information is developed, where the processing time is assumed deterministic and identical; demand arrival process is Poisson, and an order base stock policy is adopted. Using the analytical results, optimal release lead time and optimal base stock levels for minimizing the average cost on the holding and backlog costs are explicitly derived.

Keywords Advance demand information · M/D/1 queue · Order base stock policy

✉ Koichi Nakade
nakade@nitech.ac.jp

¹ Department of Architecture, Civil Engineering and Industrial Management Engineering, Nagoya Institute of Technology, Nagoya 466-8555, Japan

Introduction

In production systems, the amount of items produced at each period and work-in-processes or finished products must be controlled appropriately. Many studies on control of production and inventory systems have been developed. In most of the studies, the demand for products is assumed to happen at the arrival of demand information.

In recent years, production and inventory systems with advance demand information have been discussed. Here, advance demand information (ADI) means the information of demand which the decision maker obtains before the corresponding actual demand arrives. Appropriate production and inventory control using ADI from downstream to the upstream makes the decrease of amount of products in inventory and backlogs.

It is important to share demand information among the members in supply chains. In many automakers, a car is produced after the demand happens. On the other hand, in recently developed internet retails, products are delivered later after demand is received. Therefore, the time lag exists between item requirement and its delivery to the customer. Efficient use of this time lag leads to the appropriate production and inventory control.

In a single stage production and inventory system, the effect of ADI has been developed in the literature. Milgrom and Roberts (1988) consider a single period random demand model and show the optimal level of investment of ADI. Hariharan and Zipkin (1995) discuss the supplier model with continuous review order base stock policy and Poisson arrivals of orders. Here, the order base stock policy means that the inventory position is kept in the system by replenishment order based on the advance demand information. In Karaesmen et al. (2003), processing times are assumed to follow a general distribution, and an

approximate scheme for generalization of Buzacott and Shanthikumar (1993, 1994) is proposed. Karaesmen et al. (2004) develop the value of advance demand information for M/G/1 or M/M/1 make-to-stock queue with constant demand lead time. Bernstein and Decroix (2015) examine the impact of different types of advance demand information, volume information and mix information in a multi-product system. They find that mix and volume information are complements.

In a single stage system, the optimality of base stock policy, optimal base stock levels, and optimal demand lead time have also been discussed. Gallego and Özer (2001) consider a single stage inventory system with exogenous demand, under periodic review and stochastic finite demand lead time, and when replenishing time is greater than the maximum of possible demand lead time, it is proven that the order base stock policy is optimal. Buzacott and Shanthikumar (1993, 1994) discuss the continuous review of one stage production inventory system with deterministic lead time and finite capacity, where the processing times have an exponential distribution. They show that in this system, optimal demand lead time and costs decreases in the number of base stocks.

Liberopoulos (2008) considers a single stage production and inventory system under an order base stock policy and continuous review, and analyzes the tradeoff between demand lead time and optimal numbers of base stocks theoretically. The optimal integer-value base stock level minimizing the average cost is developed and it is shown that increasing demand lead time leads to the decrease of the optimal number of base stocks. In particular, tradeoffs have been developed in detail for cases that the replenishment process is represented as M/D/1, M/M/1 and M/D/ ∞ queues. Gayon et al. (2009) consider a production inventory system with imperfect advance demand information with Poisson arrivals, exponential lead times and multiple classes, and show a state dependent base stock policy is optimal. Yokozawa and Nakade (2012) consider a M/D/1 base stock system with advance demand information, and the relationship between release lead time and demand lead time is discussed theoretically. Karaesmen (2013) discusses the value of advanced demand information in a single stage system with multiple customers. Assuming that each of customers has normal distributed demand, he gives the optimal order quantity for the system with and without ADI under inventory sharing and no inventory sharing. He also discusses them under capacitated supply with and without inventory and capacity sharing.

In practical production systems, the manufacturing system has multiple processes. The multiple stage production and inventory system with ADI, however, has been analyzed either by simulation or by assuming exponential

processing time. Karaesmen et al. (2003) and Liberopoulos and Tsikis (2003) propose a framework for production policies with advance demand information for multistage production inventory system, although they do not derive the optimal base stock level. Liberopoulos and Koukounialos (2005) investigate a two-stage production and inventory system with ADI. They assume the processing time to be exponentially distributed, and use simulation to evaluate control parameters and derive the optimal values numerically. Claudio and Krishnamurthy (2009) investigate multistage system with ADI under Kanban control with simulation. The benefit of integrating advance demand information with Kanban is obtained in many cases by numerical experiments.

Thus, several researches on multistage production and inventory systems has been developed, but the result is only obtained by simulation, or assuming the exponential distributed processing time, which is not observed in practice. That is, there seems no literature on the theoretical analysis and optimization on multistage production and inventory system because of its complexity. In this paper, theoretical analysis of two-stage production inventory system with advance demand information is developed under a framework on the two-stage model given in Karaesmen et al. (2003). In our model, the processing time is assumed deterministic and identical, demand arrival process is Poisson and an order base stock policy is adapted. Deterministic processing time is more acceptable in practice compared with exponential distribution. The base stock level and release lead time for each process are decision variables, and we want to derive optimal values to minimize average cost on inventory and backlog cost. If the system is fully developed, then it hardly has errors for processing, and thus the processing time is deterministic. A base stock order policy is easily installed in the production and inventory system because the policy is easily established by sending information on withdraw of each finished item to all upstream stations. Through theoretical analysis, explicit expressions on optimal release lead time and optimal base stock levels are obtained for each demand lead time.

The organization of this paper is as follows. In “Model”, the production and inventory system is described, and a relationship between finishing times of processes in both processes is discussed. In “Optimal base stock level”, optimal amounts of base stocks are investigated for given release lead time. In “Optimal release lead time of process 2”, optimal release lead time of process 2 is developed, and in “Optimal release lead time of process 1”, optimal release lead time of process 1 is discussed, and thus pairs of optimal base stock levels and optimal release lead time are derived for given demand lead time. “Optimal release lead time and optimal base stock level”



summarizes results of “Optimal release lead time of process 1” and gives optimal base stock levels and release lead time explicitly, and theoretically, for each demand lead time, which is listed in Table 5. “Numerical experiments”, the relationship between the optimal average cost and demand lead time, is demonstrated through a few numerical examples.

Model

Model description

The two-stage production and inventory model with a single product is considered under continuous time review. Figure 1 shows the model.

Advance demand information arrives at the system in a Poisson process with arrival rate λ . Each information requires one product T periods later. This time T is called demand lead time. The information cannot be declined after the demand information arrives.

Processes 1 and 2 follow the order base stock policy. The amounts of base stocks are defined as S_1^2 and S_2 , respectively, which take values of nonnegative integers and $S_1^2 \geq S_2$. The difference $S_1 = S_1^2 - S_2$, which is also a nonnegative integer, is called the amount of base stock of process 1 in the following of this paper.

Replenishment order for process 1 is made at t_0 periods ($0 \leq t_0 \leq T$) after the demand information arrival, and thus this order is done $L_1 (= T - t_0)$ periods before arrival of its requirement for product. There are assumed to be enough

materials before process 1, and one part is entered immediately when the replenishment order is made. L_1 is called release lead time of process 1, and this replenishment order is called ‘order 1’. When the processing is completed at process 1, then the item is placed in an inventory space of work-in-process. After $t_0 + t_1$ periods from the arrival of advance demand, that is, $L_2 (= T - t_0 - t_1)$ periods before the arrival of requirement for product, replenishment order at process 2 is made, where $0 \leq t_1 \leq T - t_0$, and L_2 is called release lead time of process 2. If there is no work-in-process, then the order waits for the finishing of process, and if there is a work-in-process, then it is taken and the replenishment order for process 2 is made. We call this replenishment order “order 2”. When the process for an item is finished in process 2 it is placed in an inventory space of finished items. At T periods later from demand information arrival, the actual demand for finished item arrives. Thus, the k -th demand information in turn causes the k -th order 1, the k -th demand for work-in-process, the k -th order 2 and the k -th demand for a finished item. Processing time at each process is constant d , and thus the process 1 is modeled as an M/D/1 queue. Arrival rate of demand is given by λ , where $0 < \lambda < 1/d$. Let $\rho = \lambda d$. Holding costs are incurred for work-in-process after process 1 and before process 2, and finished items, whose cost rates are given by h_1 and h_2 , respectively. It is assumed that $0 \leq h_1 \leq h_2$. Note that if $h_1 > h_2$, then processed item in process 1 should be delivered to process 2 immediately, and thus, optimal release lead time of process 1 become the same as that of process 2, which is similar with a single stage production system with processing time $2d$ [this is

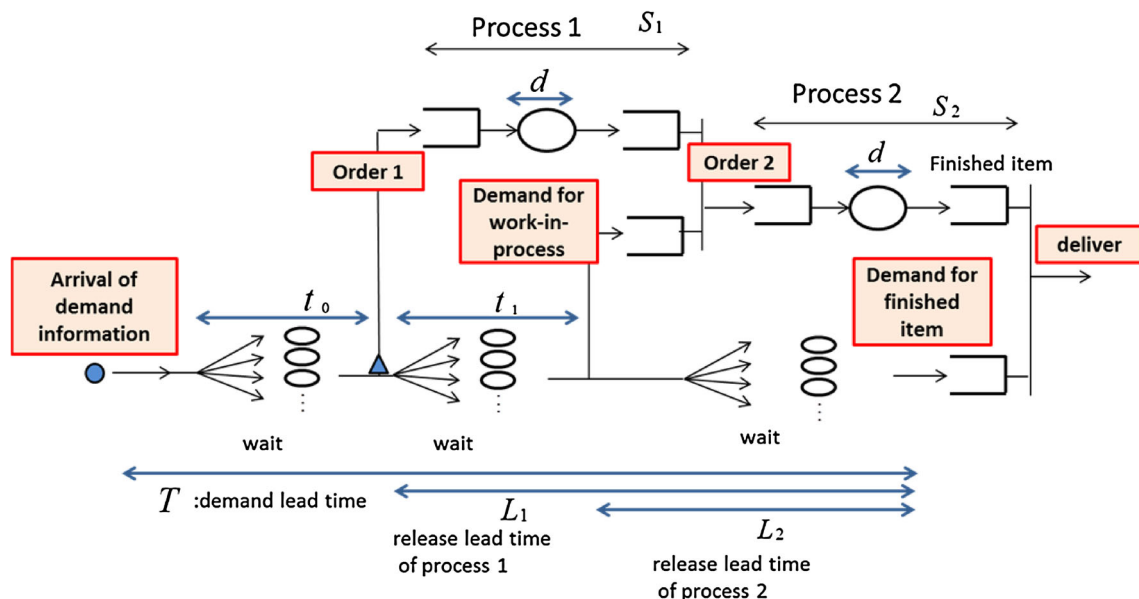


Fig. 1 Two-stage production and inventory system with order base stock policy

also discussed in Karaesmen et al. (2003)]. The backlog cost is also incurred for demand for finished items, whose cost rate is given by $b (> 0)$.

We give notations defined above in the following.

h_1 : holding cost rate per unit time per unit work-in-process, h_2 : holding cost rate per unit time per unit finished item, $0 \leq h_1 \leq h_2$, b : backlog cost rate per unit time per unit backlog, $b > 0$, d : process time at process 1 and at process 2, λ : arrival rate of demand, $0 < \lambda < 1/d$, $\rho = \lambda d$, T : demand lead time, t_0 : the delay of the replenish order at process 1 from the arrival of demand information, t_1 : the time interval between the replenish orders at processes 1 and 2 for each demand, L_1 : release lead time at process 1, $L_1 = T - t_0$, L_2 : release lead time at process 2, $L_2 = T - t_0 - t_1$, S_1 : the number of base stocks at process 1, S_2 : the number of base stocks at process 2.

We also define the notations in the following.

$a(k)$: the k -th arrival epoch of demand information, $r_1(k)$: the k -th occurrence time of order 1, $r_2(k)$: the k -th occurrence time of order 2, $b_1(k)$: the starting time of process induced by the k -th order at process 1, $b_2(k)$: the starting time of process induced by the k -th order at process 2, $W(k)$: the k -th sojourn time at process 1, which is the time interval from the occurrence of the k -th order 1 to the completion of the k -th processing at process 1,

$$E(k) = W(0) - a(k).$$

The problem is to derive explicit expressions on optimal release lead time L_1 and L_2 , and amount of base stocks S_1, S_2 , for minimizing the average cost per unit time. The expression on the average cost is discussed in “Average cost”.

Preliminary results

Before investigation on optimal release lead time and base stock level, the preliminary results on this model are discussed in this section.

The k -th “order 1” is caused by the k -th advance demand information at time $a(k) + t_0$, that is, $r_1(k) = a(k) + t_0$. At epoch $a(k) + t_0 + t_1$, the k -th arrival of work-in-process at process 2 is induced by the demand information. Since the order base stock policy is adopted, the corresponding item is processed at process 1 by the $k - S_1$ -th order. This means that if $a(k) + t_0 + t_1 < b_1(k - S_1) + d$, the order 2 is postponed until $b_1(k - S_1) + d$, and if $a(k) + t_0 + t_1 \geq b_1(k - S_1) + d$, then the order 2 occurs immediately.

Since process time d is the same for process 1 and process 2, the finishing time of process at process 2 is t_1 periods later from the finishing time of processing at

process 1 when either $S_1 > 0$ or $\{S_1 = 0 \text{ and } t_1 \geq d\}$ holds, and d periods later when $S_1 = 0$ and $t_1 < d$. Thus, the starting time of processing at process 2 $b_2(k)$ is given by

$$b_2(k) = b_1(k) + z(t_1, S_1)$$

where

$$z(t_1, S_1) = \begin{cases} t_1 & S_1 > 0, \text{ or } S_1 = 0, t_1 \geq d \\ d & S_1 = 0, t_1 < d \end{cases} \tag{1}$$

The arrival epoch of the zeroth demand information is set as 0, thus $a(0) = 0$. Since the demand arrives in a Poisson process with rate λ , it follows that

$$P(a(k) \leq x) = 1 - \sum_{j=0}^{k-1} \frac{(\lambda x)^j}{j!} e^{-\lambda x} \quad x > 0, k = 1, 2, \dots \tag{2}$$

In a steady state, the limiting distribution of $W(k)$ follows a waiting time distribution of M/D/1 queue $P(W \leq x)$, where W is a waiting time in a steady state in a M/D/1 queue. This is well-known and given as follows (Erlang 1909).

$$P(W \leq x) = (1 - \rho) \sum_{k=0}^m \frac{\{-\lambda(x - (k + 1)d)\}^k}{k!} e^{\lambda(x - (k + 1)d)} \times (m + 1)d \leq x < (m + 2)d, m \geq 0, \tag{3}$$

$$P(W \leq x) = 0, \quad x < d$$

Then we have the following proposition.

Proposition 1 For $P(W \leq x)$, the waiting time distribution of M/D/1 queue, it follows that

$$\int_{T-d}^T P(W > x) dx = \begin{cases} \frac{1}{\lambda} P(W > T) & T \geq d, \\ \frac{1}{d} & T < d \end{cases}$$

The proofs of propositions in this paper are given in Appendices.

From Liberopoulos (2008), $P(E(k) > x)$ is given for $x \geq 0$

$$P(E(k) \leq x) = P(W \leq x + kd) \quad k = 0, 1, 2, \dots \tag{4}$$

Using Laplace transform of the sojourn time distribution of M/D/1 queue, we have the following proposition.

Proposition 2 For $x < 0$, we have

$$P(E(0) \leq x) = P(W \leq x) = 0,$$

$$P(E(k) \leq x) = (1 - \rho) \sum_{n=0}^{k-1} \frac{\{-\lambda(x + nd)\}^{k-1-n}}{(k-1-n)!} e^{\lambda(x+nd)} \quad k = 1, 2, 3, \dots$$

In particular, for $-d \leq x < 0$

$$P(E(k) \leq x) = (1 - \rho) \frac{(-\lambda x)^{k-1}}{(k-1)!} e^{\lambda x} + P(W \leq x + kd)$$

$$k = 1, 2, 3, \dots \tag{5}$$

Note that $P(E(k) \leq x)$ is continuous in x for $k = 1, 2, 3, \dots$, whereas $P(E(0) \leq x)$ is continuous except $x = d$. From Eqs. (4) and (5), the relationship between $E(k + 1)$ and $E(k)$ is obtained.

Corollary 1

$$P(E(k + 1) \leq x) = P(E(k) \leq x + d) x \geq 0, \quad k = 0, 1, 2, \dots$$

$$-d \leq x < 0, \quad k = 0, 1, 2, \dots \tag{6}$$

$$P(E(k + 1) \leq x) = (1 - \rho) \frac{(-\lambda x)^k}{k!} e^{\lambda x}$$

$$+ P(E(k) \leq x + d) \geq P(E(k) \leq x + d)$$

$$-d \leq x < 0, \quad k = 0, 1, 2, \dots \tag{7}$$

Average cost

We derive the average cost which is the sum of the average holding cost and backlog cost. The holding cost for the k -th work-in-process is incurred from the k -th completion of processing at process 1, $b_1(k) + d$, to the $k + S_1$ -th finishing time of processing at process 2, $b_2(k + S_1) + d$. Thus, by (1) the average cost is given by

$$\lambda h_1 \left\{ \frac{S_1}{\lambda} + z(t_1, S_1) \right\} = h_1 \{S_1 + \lambda z(t_1, S_1)\}.$$

Next, the holding cost for finished products and the backlog cost are considered. These costs for the S_2 -th demand are determined by the difference between the S_2 -th demand arrival epoch, $a(S_2) + T$, and the finishing epoch of the zeroth process at process 2, $b_2(0) + d = b_1(0) + d + z(S_1, t_1) = t_0 + W(0) + z(S_1, t_1)$ in steady state, which is $\{a(S_2) + T\} - \{b_2(0) + d\} = \{L_1 - z(S_1, t_1)\} - E(S_2)$. Thus, a sum of the average holding cost for finished items and the average backlog cost is given by

$$\lambda h_2 \mathbf{E}[\max(\{L_1 - z(S_1, t_1)\} - E(S_2), 0)] + \lambda b \mathbf{E}[\max(E(S_2) - \{L_1 - z(S_1, t_1)\}, 0)]$$

$$= \lambda(h_2 + b) \mathbf{E}[\max(E(S_2) - \{L_1 - z(S_1, t_1)\}, 0)]$$

$$- \lambda h_2 \mathbf{E}[E(S_2)] + \lambda h_2 \{L_1 - z(S_1, t_1)\}$$

$$= \lambda(h_2 + b) \int_{L_1 - z(t_1, S_1)}^{\infty} P(E(S_2) > x) dx - \lambda h_2 \mathbf{E}[E(S_2)]$$

$$+ \lambda h_2 \{L_1 - z(S_1, t_1)\},$$

where $\mathbf{E}[X]$ means the expectation of X . When the release lead time of process 1 is $L_1 = T - t_0$, the release lead time of process 2 is $L_2 = L_1 - t_1 = T - t_0 - t_1$, the amount of base stocks at process 1 is S_1 , and the amount of base stocks at process 2 is S_2 , the average cost, which is denoted by $C(L_1, t_1, S_1, S_2)$, is given by

$$C(L_1, t_1, S_1, S_2) = h_1 \{S_1 + \lambda z(t_1, S_1)\} - \lambda h_2 \mathbf{E}[E(S_2)]$$

$$+ \lambda h_2 \{L_1 - z(t_1, S_1)\}$$

$$+ \lambda(h_2 + b) \int_{L_1 - z(t_1, S_1)}^{\infty} P(E(S_2) > x) dx, \tag{8}$$

where $\mathbf{E}[E(S_2)] = \mathbf{E}[W(0) - a(S_2)] = \frac{d(2-\rho)}{2(1-\rho)} - \frac{S_2}{\lambda}$.

In the following, the optimal release lead time and optimal base stock levels minimizing (8) are developed. Here, we use parameter t_1 instead of L_2 , owing to easier analysis and discussion.

Optimal base stock level

We derive an optimal base stock level of process 2 $S_2^*(L_1, t_1, S_1)$ when parameters L_1, t_1 and S_1 are given.

Proposition 3 For given L_1, t_1 and S_1 , the optimal amount of base stocks at process 2 is given by

$$S_2^*(L_1, t_1, S_1) = \arg \min_{S_2 : S_2 = 0, 1, 2, \dots} \left\{ P(E(S_2 + 1) > L_1 - z(t_1, S_1)) \leq \frac{h_2}{h_2 + b} \right\}. \tag{9}$$

Here we define additional notations.

$$T_k = \arg \min_x \left\{ P(E(k) > x) \leq \frac{h_2}{h_2 + b} \right\}, \quad k = 0, 1, 2, \dots, \tag{10}$$

$$\bar{S}(L_1) = \arg \min_{S_2 : S_2 = 0, 1, 2, \dots} \left\{ P(E(S_2 + 1) > L_1 - d) \leq \frac{h_2}{h_2 + b} \right\}, \tag{11}$$

$$\hat{S}_0 = \arg \min_{S_2 : S_2 = 0, 1, 2, \dots} \left\{ P(E(S_2 + 1) > 0) \leq \frac{h_2}{h_2 + b} \right\}. \tag{12}$$

From Liberopoulos (2008), we have

$$T_k = T_{k+1} + d \quad k = 0, 1, \dots, \quad \hat{S}_0 - 1 \tag{13}$$

and by (7) it follows that

$$T_{\hat{S}_0} \geq T_{\hat{S}_0+1} + d, \tag{14}$$

which leads to $T_0 \geq d, 0 < T_{\hat{S}_0} \leq d, T_{\hat{S}_0+1} \leq 0$.

From Eqs. (10) to (14) and the result of Corollary 1, the relationship between $P(E(k) \leq x)$ and T_k are given in Fig. 2. In this figure, the dotted line on the left hand side is obtained by moving the line $P(W \leq x)$ in parallel along the x -axis by $-kd$, for $k = \hat{S}_0 - 2, \hat{S}_0 - 1, \hat{S}_0, \hat{S}_0 + 1$. From Corollary 1, the distribution function $P(E(k) \leq x)$ is obtained by moving $P(W \leq x)$ in parallel by kd when $x \geq 0$, but in the range $x < 0$, it is greater than the value obtained by the similar movement. From (13), the difference between T_k and T_{k+1} is d for all $k = 0, 1, \dots, \hat{S}_0 - 1$, but by (14), the difference between $T_{\hat{S}_0}$ and $T_{\hat{S}_0+1}$ is no less than d .

When $S_1 > 0$ or ($S_1 = 0$ and $t_1 \geq d$), by Proposition 3

$$S_2^*(L_1, t_1, S_1) = \arg \min_{S_2 : S_2 = 0, 1, 2, \dots} \left\{ P(E(S_2 + 1) > L_1 - t_1) \leq \frac{h_2}{h_2 + b} \right\}$$

Thus, if $T_{S+1} \leq L_2 = L_1 - t_1 < T_S$ then $S_2^*(L_1, t_1, S_1) = S$, and if $T_0 \leq L_2$ then $S_2^*(L_1, t_1, S_1) = 0$.

When $S_1 = 0$ and $t_1 < d$, we have

$$S_2^*(L_1, t_1, S_1) = \bar{S}(L_1) = \arg \min_{S_2 : S_2 = 0, 1, 2, \dots} \left\{ P(E(S_2 + 1) > L_1 - d) \leq \frac{h_2}{h_2 + b} \right\}$$

That is, if $T_{S+1} + d \leq L_1 < T_S + d$ then $S_2^*(L_1, t_1, S_1) = \bar{S}(L_1) = S$, and if $T_0 + d \leq L_1$ then $S_2^* = \bar{S}(L_1) = 0$. By (13) and (14), if $L_1 < T_{\hat{S}_0+1} + d$ then $S_2^*(L_1, t_1, S_1) = \bar{S}(L_1) = \hat{S}_0 + 1$, if $T_{\hat{S}_0+1} + d \leq L_1 < T_{\hat{S}_0-1}$ then $S_2^*(L_1, t_1, S_1) = \hat{S}_0$, if $T_S \leq L_1 < T_{S-1}, S = 1, \dots, \hat{S}_0 - 1$ then $S_2^*(L_1, t_1, S_1) = S$, and if $T_0 \leq L_1$ then $S_2^*(L_1, t_1, S_1) = \bar{S}(L_1) = 0$.

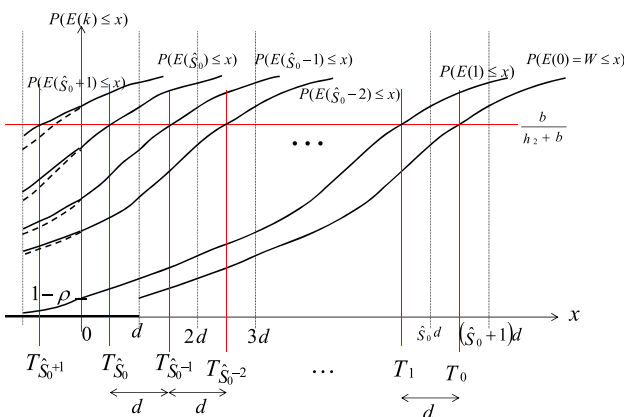


Fig. 2 Relationship between $P(E(k) \leq x)$ and T_k

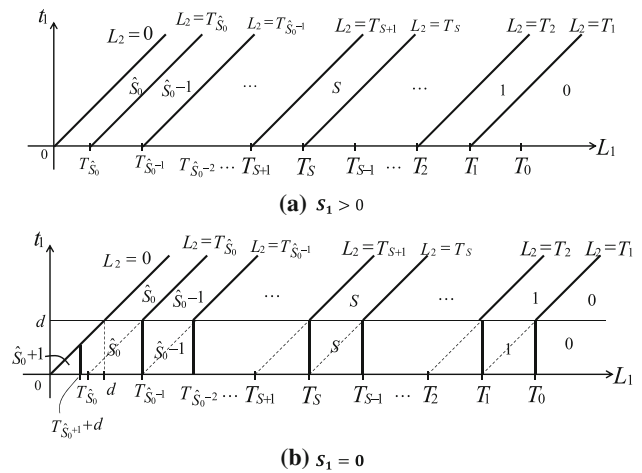


Fig. 3 Optimal base stock level $S_2^*(L_1, t_1, S_1)$

Figure 3 shows that the optimal base stock level of process 2 for the cases (a) $S_1 > 0$ and (b) $S_1 = 0$, for given L_1 and t_1 , where the vertical axis is t_1 and the horizon axis is L_1 , and slanted lines show $L_2 = 0$ and $L_2 = T_k$ for $k = 0, 1, \dots, \hat{S}_0$. In case (a) that $S_1 > 0$, if the pair (L_1, t_1) is placed in the region between the two lines $L_2 = T_{S+1}$ and $L_2 = T_S$, then the optimal amount of base stocks in process 2 is S . Similarly, in case (b) that $S_1 = 0$, if (L_1, t_1) is in the region between lines $L_2 = T_{S+1}$ and $L_2 = T_S$ and $t_1 \geq d$, or in the region between $L_1 = T_S$ and $L_1 = T_{S-1}$ and $t_1 < d$, then optimal base stock level of process 2 is S .

Next, we derive the optimal amount of base stocks of process 1 when L_1 and t_1 are given. In the following, $S_2^*(L_1, t_1, S_1)$ is simply written by S_2^* .

When $S_1 > 0$, if $T_{S+1} \leq L_2 < T_S$ then $S_2^* = S$, and if $T_0 \leq L_2$ then $S_2^* = 0$, thus S_2^* does not depend on S_1 . Thus, when $S_1 > 0$, by (1) and (8)

$$C(L_1, t_1, S_1, S_2^*) = h_1(S_1 + \lambda t_1) - \lambda h_2 E[E(S_2^*)] + \lambda h_2 L_2 + \lambda(h_2 + b) \int_{L_2}^{\infty} P(E(S_2^*) > x) dx,$$

which implies $C(L_1, t_1, S_1, S_2^*) - C(L_1, t_1, S_1 + 1, S_2^*) = -h_1 \leq 0$, and thus $C(L_1, t_1, 1, S_2^*) \leq C(L_1, t_1, 2, S_2^*) \leq C(L_1, t_1, 3, S_2^*) \leq \dots$, where the equality holds only when $h_1 = 0$. This means that the optimal base stock level of process 1, $S_1^*(L_1, t_1)$, is 1 or 0. If $t_1 \geq d$, in the same way it holds that $C(L_1, t_1, 0, S_2^*) \leq C(L_1, t_1, 1, S_2^*)$. From the above discussion, when $t_1 \geq d$, the optimal amount of base stocks of process 1 becomes 0, and when $t_1 < d$, the optimal amount of base stocks is 1 or 0. Note that when $h_1 = 0$, the smallest S_1 which minimizes the average cost is set as $S_1^*(L_1, t_1)$.

Fig. 4 Candidates for optimal base stock levels for given L_1 and t_1

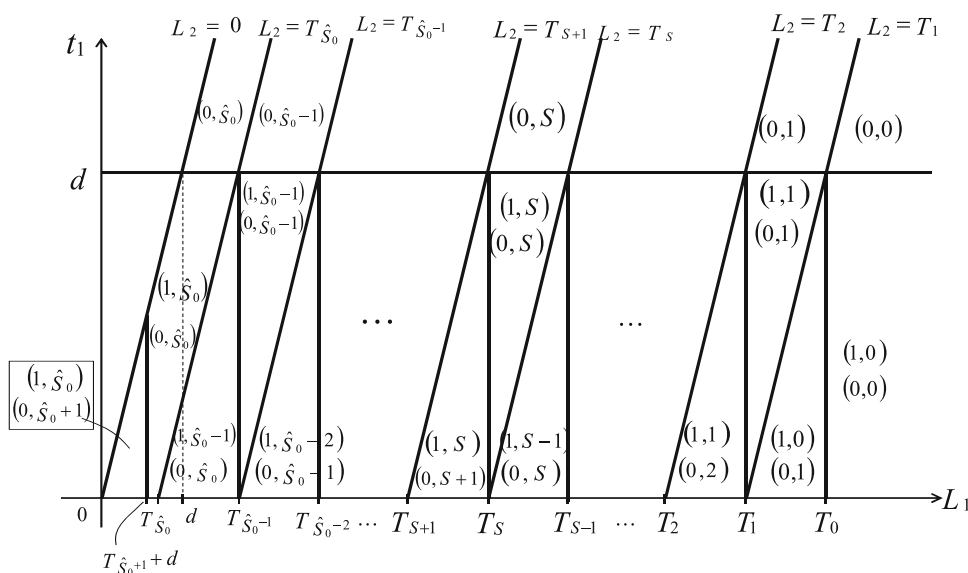


Figure 4 shows the candidate of optimal base stock levels $(S_1^*(L_1, t_1), S_2^*(L_1, t_1))$. where $S_2^*(L_1, t_1)$ is $S_2^*(L_1, t_1, S_1^*(L_1, t_1))$. When $t_1 \geq d$, optimal base stock level of process 1 is 0, and so if the pair (L_1, t_1) is placed in the region between lines $L_2 = T_{S+1}$ and $L_2 = T_S$, then a pair of base stock levels of processes 1 and 2, $(S_1^*(L_1, t_1), S_2^*(L_1, t_1))$, is $(0, S)$. When $t_1 < d$, the optimal base stock level S_1^* is 1 or 0. By superimposing cases (a) and cases (b) of Fig. 3, Fig. 4 is obtained. For example, if (L_1, t_1) is placed between lines $L_2 = T_{S+1}$ and $L_1 = T_S$, then the candidates for optimal base stocks $(S_1^*(L_1, t_1), S_2^*(L_1, t_1))$ are $(1, S)$ and $(0, S + 1)$. Thus, when $t_1 < d$, by comparing these two pairs optimal base stock levels can be obtained.

Optimal release lead time of process 2

For given L_1 we derive optimal release lead time L_2 , which is equivalent to derive optimal t_1 , which is denoted by $t_1^*(L_1)$.

From discussion of “Optimal base stock level”, if $t_1 \geq d$ then optimal base stock level of process 1 is 0, and if $t_1 < d$ then there are two possible cases on the optimal base stock levels. In the following, for given L_1 , the case $t_1 \geq d$ is considered in “The case that $t_1 \geq d$ ”, the case $0 \leq t_1 < d$ and $S_1 = 0$ is considered in “The case that $0 \leq t_1 < d$ and $S_1 = 0$ ”, and the case $0 \leq t_1 < d$ and $S_1 = 1$ is considered in “The case that $0 \leq t_1 < d$ and $S_1 = 1$ ”. Using obtained results there, optimal t_1 is derived in “Optimal t_1 for Given L_1 ”, and in “Optimal t_1^*, S_1^*, S_2^* ” the results are summarized.

The case that $t_1 \geq d$

“Optimal base stock level” shows that $S_1^*(L_1, t_1) = 0$, and $S_2^*(L_1, t_1)$

$$= S_2 : S_2 = 0, 1, 2, \dots \left\{ P(E(S_2 + 1) > L_1 - t_1 = L_2) \leq \frac{h_2}{h_2 + b} \right\},$$

If $T_{S+1} \leq L_2 < T_S$ then $S_2^*(L_1, t_1) = S$, and if $T_0 \leq L_2$ then $S_2^*(L_1, t_1) = 0$. Here, we define

$$\tilde{T} = \arg \min_x \left\{ P(W > x) \leq \frac{h_2 - h_1}{h_2 + b} \right\}. \tag{15}$$

Note that $h_1 \geq 0$ implies $\tilde{T} \geq T_0$.

Proposition 4 (a) If $d \leq L_1 < T_0$, then average cost $C(L_1, t_1, S_1^*(L_1, t_1), S_2^*(L_1, t_1))$ is increasing in t_1 where $t_1 \geq d$.

(b) If $T_0 \leq L_1 < \tilde{T} + d$, then the average cost is increasing in t_1 where $t_1 \geq d$.

(c) If $\tilde{T} + d \leq L_1$, then the average cost is decreasing in t_1 where $d \leq t_1 \leq L_1 - \tilde{T}$, and increasing in t_1 where $t_1 > L_1 - \tilde{T}$.

From Proposition 4, if $d \leq L_1 < \tilde{T} + d$, then $t_1^* = d$ in the region that $t_1 \geq d$, and thus $L_2^* = L_1 - d, S_1^* = 0$, and

$$S_2^* = \arg \min_{S_2 : S_2 = 0, 1, 2, \dots} \left\{ P(E(S_2 + 1) > L_1 - d) \leq \frac{h_2}{h_2 + b} \right\} = \bar{S}(L_1)$$

If $L_1 \geq \tilde{T} + d$, then $t_1^* = L_1 - \tilde{T}$, in the region that $t_1 \geq d$, and thus $L_2^* = \tilde{T}, S_1^* = 0$, and since $\tilde{T} \geq T_0$ it follows that

$$S_2^* = \underset{S_2 : S_2 = 0, 1, 2, \dots}{\text{arg min}} \left\{ P(E(S_2 + 1) > \tilde{T}) \leq \frac{h_2}{h_2 + b} \right\} = 0.$$

The case that $0 \leq t_1 < d$ and $S_1 = 0$

From the result of “Optimal base stock level”,

$$S_2^* = \bar{S}(L_1) = \underset{S_2 : S_2 = 0, 1, 2, \dots}{\text{arg min}} \left\{ P(E(S_2 + 1) > L_1 - d) \leq \frac{h_2}{h_2 + b} \right\}$$

which is independent on t_1 . From (8) when $S_1 = 0$

$$C(L_1, t_1, S_1, S_2^*) = \lambda dh_1 - \lambda h_2 \mathbf{E}[E(S_2^*)] + \lambda h_2(L_1 - d) + \lambda(h_2 + b) \int_{L_1 - d}^{\infty} P(E(S_2^*) > x) dx,$$

and thus when $S_1 = 0$, $C(L_1, t_1, S_1, S_2^*) = C(L_1, t_1, 0, \bar{S}(L_1))$ is constant in t_1 when $0 \leq t_1 < d$.

The case that $0 \leq t_1 < d$ and $S_1 = 1$

From the result of “Optimal base stock level”,

$$S_2^* = \underset{S_2 : S_2 = 0, 1, 2, \dots}{\text{arg min}} \left\{ P(E(S_2 + 1) > L_1 - t_1 = L_2) \leq \frac{h_2}{h_2 + b} \right\}.$$

If $T_{S+1} \leq L_2 < T_S$, $S_2^* = S$ and $T_0 \leq L_2$ then $S_2^* = 0$.

Proposition 5 (a) When $0 \leq L_1 < T_0$, $S_1 = 1$, $C(L_1, t_1, 1, S_2^*)$ is increasing in t_1 where $0 \leq t_1 < d$.

(b) When $T_0 \leq L_1, S_1 = 1$, if $T_0 \leq L_1 < \tilde{T}$, then $C(L_1, t_1, 1, S_2^*)$ is increasing in t_1 where $0 \leq t_1 < d$. If $\tilde{T} \leq L_1 < \tilde{T} + d$ then $C(L_1, t_1, 1, S_2^*)$ is decreasing in t_1 where $0 \leq t_1 < L_1 - \tilde{T}$ and increasing in t_1 where $L_1 - \tilde{T} \leq t_1 < d$. If $\tilde{T} + d \leq L_1$, $C(L_1, t_1, 1, S_2^*)$ is decreasing in t_1 where $0 \leq t_1 < d$.

Proposition 5 shows that when $S_1 = 1$ in the region that $0 \leq t_1 < d$ the followings hold.

If $0 \leq L_1 < \tilde{T}$, then $t_1^* = 0$, $L_2^* = L_1$, and

$$S_2^* = \underset{S_2 : S_2 = 0, 1, 2, \dots}{\text{arg min}} \left\{ P(E(S_2 + 1) > L_1) \leq \frac{h_2}{h_2 + b} \right\} = \begin{cases} \bar{S}(L_1) - 1 & \bar{S}(L_1) \geq 1, \\ 0 & \bar{S}(L_1) = 0. \end{cases}$$

If $\tilde{T} \leq L_1 < \tilde{T} + d$, then $t_1^* = L_1 - \tilde{T}$, $L_2^* = \tilde{T}$, and

$$S_2^* = \underset{S_2 : S_2 = 0, 1, 2, \dots}{\text{arg min}} \left\{ P(E(S_2 + 1) > \tilde{T}) \leq \frac{h_2}{h_2 + b} \right\} 0.$$

If $L_1 \geq \tilde{T} + d$, then $t_1^* = d$, $L_2^* = L_1 - d$ ($\geq \tilde{T} \geq T_0$), and

$$S_2^* = \underset{S_2 : S_2 = 0, 1, 2, \dots}{\text{arg min}} \left\{ P(E(S_2 + 1) > L_1 - d) \leq \frac{h_2}{h_2 + b} \right\} = 0.$$

Optimal t_1 for given L_1

Based on the results in “Optimal base stock level” and in “The case that $t_1 \geq d$ ” to “The case that $0 \leq t_1 < d$ and $S_1 = 1$ ”, the five cases are considered to derive optimal t_1 for given L_1 .

The case that $L_1 < T_{\hat{S}_0+1} + d$ or $T_{\hat{S}_0} \leq L_1 < T_0$

From results in “The case that $t_1 \geq d$ ” and “The case that $0 \leq t_1 < d$ and $S_1 = 0$ ”, when $S_1 = 0$, $C(L_1, 0, 0, \bar{S}(L_1))$ is minimal cost, where $\bar{S}(L_1) \geq 1, z(t_1, S_1) = d$. From “The case that $0 \leq t_1 < d$ and $S_1 = 1$ ”, when $S_1 = 1$, $C(L_1, 0, 1, \bar{S}(L_1) - 1)$ is minimal and $z(t_1, S_1) = t_1 = 0$. By (8)

$$C(L_1, 0, 0, \bar{S}(L_1)) - C(L_1, 0, 1, \bar{S}(L_1) - 1) = (h_2 - h_1)(1 - \rho)$$

$$+ \lambda(h_2 + b) \int_{L_1 - d}^{\infty} \{P(E(\bar{S}(L_1)) > x) - P(E(\bar{S}(L_1) - 1) > x + d)\} dx$$

and by (6)

$$\int_a^{\infty} \{P(E(\bar{S}(L_1)) > x) - P(E(\bar{S}(L_1) - 1) > x + d)\} dx = 0 \text{ for all } a \geq 0.$$

If $L_1 \geq d$, then $C(L_1, 0, 0, \bar{S}(L_1)) - C(L_1, 0, 1, \bar{S}(L_1) - 1) \geq 0$.

If $L_1 < d$, (2) and (7) imply that

$$\int_{L_1 - d}^0 \{P(E(\bar{S}(L_1)) > x) - P(E(\bar{S}(L_1) - 1) > x + d)\} dx$$

$$= -(1 - \rho) \int_{L_1 - d}^0 \frac{(-\lambda x)^{\bar{S}(L_1) - 1}}{(\bar{S}(L_1) - 1)!} e^{\lambda x} dx$$

$$= -(1 - \rho) \frac{1}{\lambda} P(a(\bar{S}(L_1))) \leq -(L_1 - d)$$

and

$$C(L_1, 0, 0, \bar{S}(L_1)) - C(L_1, 0, 1, \bar{S}(L_1) - 1) = (h_2 - h_1)(1 - \rho) - (h_2 + b)(1 - \rho)P(a(\bar{S}(L_1))) \leq -(L_1 - d).$$

When $L_1 < d$, L_1 satisfying $C(L_1, 0, 0, S) = C(L_1, 0, 1, S - 1)$ is set as $\hat{L}(S)$. Thus, $\hat{L}(S)$ satisfies

$$P(a(S) \leq -(\hat{L}(S) - d)) = \frac{h_2 - h_1}{h_2 + b}.$$

Note that $\hat{L}(S) \leq d$.

In summary, when $d \leq L_1 < T_0$, the optimal cost is $C(L_1, 0, 1, \bar{S}(L_1) - 1)$. When $L_1 < T_{\hat{S}_0+1} + d$ or $T_{\hat{S}_0} \leq L_1 < d$, then if $L_1 \geq \hat{L}(\bar{S}(L_1))$ the optimal cost is $C(L_1, 0, 1, \bar{S}(L_1) - 1)$, whereas if $L_1 < \hat{L}(\bar{S}(L_1))$ then the optimal cost is $C(L_1, 0, 0, \bar{S}(L_1))$.

The case that $T_{\hat{S}_0+1} + d \leq L_1 < T_{\hat{S}_0}$

From the result in “The case that $t_1 \geq d$ ” and $S_1 = 0$ ”, when $S_1 = 0$, $C(L_1, 0, 0, \hat{S}_0)$ is the minimal cost, whereas from “The case that $0 \leq t_1 < d$ and $S_1 = 1$ ”, when $S_1 = 1$, the minimal cost is $C(L_1, 0, 1, \hat{S}_0)$. By (8), we have

$$C(L_1, 0, 0, \hat{S}_0) - C(L_1, 0, 1, \hat{S}_0) = -h_1 - \rho(h_2 - h_1) + \lambda(h_2 + b) \int_{L_1-d}^{L_1} P(E(\hat{S}_0) > x) dx.$$

When $\rho \leq \frac{h_1}{h_1+b}$, since $\int_{L_1-d}^{L_1} P(E(\hat{S}_0) > x) dx \leq d$ it follows that $C(L_1, 0, 0, \hat{S}_0) - C(L_1, 0, 1, \hat{S}_0) \leq 0$, and thus the optimal cost becomes $C(L_1, 0, 0, \hat{S}_0)$.

When $\rho > \frac{h_1}{h_1+b}$, let $\bar{L}(S)$ denote L_1 satisfying $C(L_1, 0, 0, S) = C(L_1, 0, 1, S)$, and thus

$$\int_{\bar{L}(S)-d}^{\bar{L}(S)} P(E(S) > x) dx = \frac{1}{\lambda} \frac{h_1}{h_2 + b} + d \frac{h_2 - h_1}{h_2 + b}.$$

When $T_{\hat{S}_0+1} + d \leq L_1 < T_{\hat{S}_0}$, if $L_1 \geq \bar{L}(\hat{S}_0)$ then the optimal cost is $C(L_1, 0, 0, \hat{S}_0)$, whereas if $L_1 < \bar{L}(\hat{S}_0)$ then it follows that $C(L_1, 0, 1, \hat{S}_0)$ is the minimal cost.

The case that $T_0 \leq L_1 < \tilde{T}$

From “The case that $t_1 \geq d$ ” and “The case that $0 \leq t_1 < d$ and $S_1 = 0$ ”, when $S_1 = 0$, $C(L_1, 0, 0, 0)$ is the optimal cost, whereas from “The case that $0 \leq t_1 < d$ and $S_1 = 1$ ”, when $S_1 = 1$, the minimal cost is $C(L_1, 0, 1, 0)$. By (8),

$$C(L_1, 0, 0, 0) - C(L_1, 0, 1, 0) = -h_1 - \rho(h_2 - h_1) + \lambda(h_2 + b) \int_{L_1-d}^{L_1} P(W > x) dx.$$

When $\rho \leq \frac{h_1}{h_1+b}$, $C(L_1, 0, 0, 0) - C(L_1, 0, 1, 0) \leq 0$ and the minimal cost is $C(L_1, 0, 0, 0)$.

When $\rho > \frac{h_1}{h_1+b}$, let $\bar{L}(0)$ denote L_1 satisfying $C(L_1, 0, 0, 0) = C(L_1, 0, 1, 0)$, and thus

$$\int_{\bar{L}(0)-d}^{\bar{L}(0)} P(W > x) dx = \frac{1}{\lambda} \frac{h_1}{h_2 + b} + d \frac{h_2 - h_1}{h_2 + b},$$

where $\bar{L}(0) > d$. Then when $T_0 \leq L_1 < \tilde{T}$, if $L_1 \geq \bar{L}(0)$, then $C(L_1, 0, 0, 0)$ is the minimal cost, and if $L_1 < \bar{L}(0)$ the optimal cost becomes $C(L_1, 0, 1, 0)$.

The case that $\tilde{T} \leq L_1 < \tilde{T} + d$

From “The case that $t_1 \geq d$ ” and “The case that $0 \leq t_1 < d$ and $S_1 = 0$ ”, when $S_1 = 0$, $C(L_1, 0, 0, 0)$ is the minimal cost, and from “The case that $0 \leq t_1 < d$ and $S_1 = 1$ ”, when $S_1 = 1$, $C(L_1, L_1 - \tilde{T}, 1, 0)$ is the optimal cost. By (8),

$$C(L_1, 0, 0, 0) - C(L_1, L_1 - \tilde{T}, 1, 0) = -h_1 - \lambda(d - L_1 + \tilde{T})(h_2 - h_1) + \lambda(h_2 + b) \int_{L_1-d}^{\tilde{T}} P(W > x) dx.$$

Let \tilde{L} denote L_1 satisfying $C(L_1, 0, 0, 0) = C(L_1, L_1 - \tilde{T}, 1, 0)$, and thus

$$\int_{\tilde{L}-d}^{\tilde{T}} P(W > x) dx = \frac{1}{\lambda} \frac{h_1}{h_2 + b} + (\tilde{T} - \tilde{L} + d) \frac{h_2 - h_1}{h_2 + b},$$

where $\tilde{L} \leq \tilde{T} + d$. When $\tilde{T} \leq L_1 < \tilde{T} + d$, if $L_1 \geq \tilde{L}$ the optimal cost is $C(L_1, 0, 0, 0)$, and if $L_1 < \tilde{L}$, thus the optimal cost is $C(L_1, L_1 - \tilde{T}, 1, 0)$.

The case that $\tilde{T} + d \leq L_1$

From “The case that $t_1 \geq d$ ” and “The case that $t_1 \geq d$ and $S_1 = 0$ ”, when $S_1 = 0$, $C(L_1, L_1 - \tilde{T}, 0, 0)$ is the minimal cost, and from “The case that $0 \leq t_1 < d$ and $S_1 = 1$ ”, when $S_1 = 1$, $C(L_1, d, 1, 0)$ is the minimal cost. By (8),

$$C(L_1, L_1 - \tilde{T}, 0, 0) - C(L_1, d, 1, 0) = -h_1 - \lambda(L_1 - d - \tilde{T})(h_2 - h_1) + \lambda(h_2 + b) \int_{\tilde{T}}^{L_1-d} P(W > x) dx,$$

and by (15) it holds that

$$\int_{\tilde{T}}^{L_1-d} P(W > x) dx < \frac{h_2 - h_1}{h_2 + b} (L_1 - d - \tilde{T}).$$

Thus, $C(L_1, L_1 - \tilde{T}, 0, 0) - C(L_1, d, 1, 0) < 0$ and the optimal cost is $C(L_1, L_1 - \tilde{T}, 0, 0)$.

Optimal t_1^*, S_1^*, S_2^*

Notations defined in this section are summarized in the following.

$$\tilde{T} = \arg \min_x \left\{ P(W > x) \leq \frac{h_2 - h_1}{h_2 + b} \right\},$$

$$P(a(S) \leq -(\hat{L}(S) - d)) = \frac{h_2 - h_1}{h_2 + b}, \tag{16}$$

$$\int_{\bar{L}(S)-d}^{\bar{L}(S)} P(E(S) > x) dx = \frac{1}{\lambda} \frac{h_1}{h_2 + b} + d \frac{h_2 - h_1}{h_2 + b}, \tag{17}$$

$$\int_{\bar{L}-d}^{\tilde{T}} P(W > x) dx = \frac{1}{\lambda} \frac{h_1}{h_2 + b} + (\tilde{T} - \bar{L} + d) \frac{h_2 - h_1}{h_2 + b}, \bar{L} \leq \tilde{T} + d. \tag{18}$$

Note that $\bar{L}(S)$ exists only when $\rho > \frac{h_1}{h_1+b}$, and it is assumed $\bar{L} \leq \tilde{T} + d$. Since $\hat{L}(S) \leq d$, when $d \leq L_1 < T_0$ it is satisfied that $L_1 \geq \hat{L}(S)$. It is noted that $\tilde{T} \geq T_0$.

When $\rho \leq \frac{h_1}{h_1+b}$, it follows that $\rho \leq \frac{h_2}{h_2+b}$ by assumption $h_2 \geq h_1$, and hence by Eqs. (10) and (12), it follows that $T_0 = d, T_1 \leq 0$ and $\hat{S}_0 = 0$. The following proposition holds on $\hat{L}(1)$.

Proposition 6 When $\rho \leq \frac{h_1}{h_1+b}$, it is satisfied that $\hat{L}(1) \geq T_1 + d$ and $\tilde{L} \leq \tilde{T}$.

As summary of this section, Table 1 shows optimal t_1 and base stock levels for given L_1 , where $a...b$ means that all x in $[a, b]$ are optimal.

Optimal release lead time of process 1

Optimal release lead time of process 1 is considered. In “Optimal release lead time when $T \geq T_0$ and $\rho > \frac{h_1}{h_1+b}$ ”, the case that $T \geq T_0$ and $\rho > \frac{h_1}{h_1+b}$ is considered, and in “Optimal release lead time when $T \geq T_0$ and $\rho \leq \frac{h_1}{h_1+b}$ ”, the case $T \geq T_0$ and $\rho \leq \frac{h_1}{h_1+b}$ is discussed.

Table 1 Optimal t_1^*, S_1^*, S_2^* for given L_1

		t_1^*	S_1^*	S_2^*
(a) The case that $\rho > \frac{h_1}{h_1+b}$				
$\tilde{T} + d < L_1$		$L_1 - \tilde{T}$	0	0
$\tilde{T} \leq L_1 < \tilde{T} + d$	$L_1 \geq \tilde{L}$	0...d	0	0
	$L_1 < \tilde{L}$	$L_1 - \tilde{T}$	1	0
$T_0 \leq L_1 < \tilde{T}$	$L_1 \geq \bar{L}(0)$	0...d	0	0
	$L_1 < \bar{L}(0)$	0	1	0
$T_1 \leq L_1 < T_0$		0	1	0
$T_2 \leq L_1 < T_1$		0	1	1
\vdots				\vdots
$T_{S_0-1}^{\wedge} \leq L_1 < T_{S_0-2}^{\wedge}$		0	1	$\hat{S}_0 - 2$
$d \leq L_1 < T_{S_0-1}^{\wedge}$		0	1	$\hat{S}_0 - 1$
$T_{S_0}^{\wedge} \leq L_1 < d$	$L_1 \geq \hat{L}(\hat{S}_0)$	0	1	$\hat{S}_0 - 1$
	$L_1 < \hat{L}(\hat{S}_0)$	0...d	0	\hat{S}_0
$T_{S_0+1}^{\wedge} + d \leq L_1 < T_{S_0}^{\wedge}$	$L_1 \geq \bar{L}(\hat{S}_0)$	0...d	0	\hat{S}_0
	$L_1 < \bar{L}(\hat{S}_0)$	0	1	\hat{S}_0
$L_1 < T_{S_0+1}^{\wedge} + d$	$L_1 \geq \hat{L}(\hat{S}_0 + 1)$	0	1	\hat{S}_0
	$L_1 < \hat{L}(\hat{S}_0 + 1)$	0...d	0	$\hat{S}_0 + 1$
		t_1^*	S_1^*	S_2^*
(b) The case that $\rho \leq \frac{h_1}{h_1+b}$				
$\tilde{T} + d < L_1$		$L_1 - \tilde{T}$	0	0
$\tilde{T} \leq L_1 < \tilde{T} + d$		0...d	0	0
$d = T_0 \leq L_1 < \tilde{T}$		0...d	0	0
$T_1 + d \leq L_1 < T_0 = d$		0...d	0	0
$L_1 < T_1 + d$		0...d	0	1

For open intervals on L_1 where t_1^*, S_1^*, S_2^* are not changed, by (8)

$$\frac{dC(L_1, t_1^*, S_1^*, S_2^*)}{dL_1} = \lambda h_2 - \lambda(h_2 + b)P(E(S_2^*)) > L_1 - z(t_1^*, S_1^*),$$

and thus from the definition of T_0 , when $L_1 < T_0 + z(t_1^*, S_1^*)$, $\frac{dC(L_1, t_1^*, S_1^*, S_2^*)}{dL_1} < 0$, whereas when $L_1 \geq T_0 + z(t_1^*, S_1^*)$, $\frac{dC(L_1, t_1^*, S_1^*, S_2^*)}{dL_1} > 0$. When $0 \leq L_1 < T_0$, $C(L_1, t_1^*, S_1^*, S_2^*)$ is decreasing in L_1 , and thus when $T \leq T_0$ optimal release lead time is $L_1^* = T$.

Optimal release lead time when $T \geq T_0$ and $\rho > \frac{h_1}{h_1+b}$

We have the following relationships among $\bar{L}(0)$, \tilde{L} , \tilde{T} and $T_0 + d$.

Proposition 7 (a) When $\rho > \frac{h_1}{h_1+b}$, if $h_1 < h_2$, then $T_0 < \bar{L}(0) < T_0 + d$, and if $h_1 = h_2$, then $T_0 = \bar{L}(0) < T_0 + d$.

(b) When $\rho > \frac{h_1}{h_1+b}$, if $\tilde{L} < \tilde{T}$, then $\bar{L}(0) < \tilde{L} < \tilde{T}$, if $\tilde{T} < \tilde{L}$, then $\tilde{T} < \bar{L}(0) < \tilde{L}$, and if $\tilde{L} = \tilde{T}$, then $\bar{L}(0) = \tilde{L} = \tilde{T}$.

(c) When $\tilde{T} < \tilde{L}$, $\tilde{L} < T_0 + d$ is satisfied.

First, we consider the case $\tilde{L} < \tilde{T}$. From Proposition 7, it holds that $T_0 \leq \bar{L}(0) < \tilde{L} < \tilde{T}$. By (a) of Table 1, in the case that $L_1 \geq T_0$ and $\tilde{L} < \tilde{T}$, optimal t_1 and optimal base stock levels are given in Table 2. When $T_0 \leq L_1 < \tilde{T}$ and $L_1 < \bar{L}(0)$, it holds that $T_0 + z(t_1^*, S_1^*) = T_0 \leq L_1$, and thus $C(L_1, t_1^*, S_1^*, S_2^*)$ is increasing in L_1 . When $T_0 \leq L_1 < \tilde{T}$ and $L_1 \geq \bar{L}(0)$, it follows that $T_0 + z(t_1^*, S_1^*) = T_0 + d$, and thus in the case that $T_0 \leq L_1 < T_0 + d$, $C(L_1, t_1^*, S_1^*, S_2^*)$ is decreasing in L_1 . When $T_0 + d \leq L_1$, $C(L_1, t_1^*, S_1^*, S_2^*)$ is increasing in L_1 . When $\tilde{T} \leq L_1 < \tilde{T} + d$, it follows that $T_0 + z(t_1^*, S_1^*) = T_0 + d$, and in the case that $L_1 < T_0 + d$, $C(L_1, t_1^*, S_1^*, S_2^*)$ is decreasing in L_1 . When $T_0 + d \leq L_1 \leq \tilde{T} + d$, $C(L_1, t_1^*, S_1^*, S_2^*)$ is increasing in L_1 . When $\tilde{T} + d < L_1$, $T_0 + z(t_1^*, S_1^*) = T_0 + L_1 - \tilde{T} \leq L_1$ and $C(L_1, t_1^*, S_1^*, S_2^*)$ is increasing in L_1 .

Since $T_0 \leq \tilde{T}$, $T_0 \leq \bar{L}(0) < T_0 + d$ and $\bar{L}(0) < \tilde{L} < \tilde{T}$, we consider two cases that (1) $T_0 + d \leq \tilde{T}$ and (2) $\tilde{T} < T_0 + d$.

Table 2 t_1^*, S_1^*, S_2^* when $\rho > \frac{h_1}{h_1+b}$, $L_1 \geq T_0$ and $\tilde{L} < \tilde{T}$

	t_1^*	S_1^*	S_2^*
$\tilde{T} + d < L_1$	$L_1 - \tilde{T}$	0	0
$(\tilde{L} \leq) \tilde{T} \leq L_1 < \tilde{T} + d$	0...d	0	0
$T_0 \leq L_1 < \tilde{T}$	$L_1 \geq \bar{L}(0)$	0...d	0
	$L_1 < \bar{L}(0)$	0	1

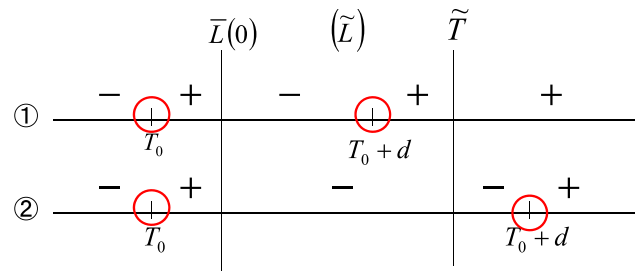


Fig. 5 Relationships between average cost and L_1 when $\rho > \frac{h_1}{h_1+b}$, $L_1 \geq T_0$, $\tilde{L} \geq \tilde{T}$

Figure 5 shows the relationship between average expected cost and L_1 , where symbols + and - show that the average cost increases and decreases in L_1 , respectively, and the circles show the local minimum.

When $h_1 < h_2$, $T_0 < \bar{L}(0)$ and there are two local minimum, and thus optimal cost $C(T_0, 0, 1, 0)$ for $L_1 = T_0$ is compared with $C(T_0 + d, 0, 0, 0)$ for $L_1 = T_0 + d$, and then $C(T_0, 0, 1, 0) - C(T_0 + d, 0, 0, 0) = (1 - \lambda d)h_1 \geq 0$,

which means that $C(T_0 + d, 0, 0, 0)$ is optimal cost.

Here let T' satisfying $C(T_0, 0, 1, 0) = C(T', 0, 0, 0)$ be denoted by $T' (\leq T_0 + d)$, thus $T' (T_0 < T' \leq T_0 + d)$ satisfies

$$\int_{T'-d}^{T_0} P(W > x) dx = \left(\frac{1}{\lambda} - d\right) \frac{h_1}{h_2 + b} + (T_0 - T' + d) \frac{h_2}{h_2 + b}.$$

When $h_1 = h_2$, it holds that $T_0 = \bar{L}(0)$, and thus the minimal cost is $C(T_0 + d, 0, 0, 0)$. From above discussion, optimal release lead time of process 1, L_1^* is T_0 when $T_0 \leq T < T'$, T when $T' \leq T < T_0 + d$ and $T_0 + d$ when $T_0 + d \leq T$.

Next, we consider the case that $\tilde{L} \geq \tilde{T}$. From Proposition 7, when $\tilde{L} > \tilde{T}$ it holds that $T_0 \leq \tilde{T} < \bar{L}(0) < \tilde{L} < T_0 + d \leq \tilde{T} + d$, and when $\tilde{L} = \tilde{T}$ it follows that $T_0 \leq \tilde{T} = \tilde{L} = \bar{L}(0) < T_0 + d \leq \tilde{T} + d$. From (a) of Table 1, when $L_1 \geq T_0$ and $\tilde{L} \geq \tilde{T}$, optimal t_1 and base stock level are given in Table 3. In the same way of the previous case, by considering increase and decrease of $C(L_1, t_1^*, S_1^*, S_2^*)$, it has

Table 3 t_1^*, S_1^*, S_2^* when $\rho > \frac{h_1}{h_1+b}$, $L_1 \geq T_0$ and $\tilde{L} \geq \tilde{T}$

	t_1^*	S_1^*	S_2^*
$\tilde{T} + d < L_1$	$L_1 - \tilde{T}$	0	0
$\tilde{L} \leq L_1 < \tilde{T} + d$	0...d	0	0
$\tilde{T} \leq L_1 < \tilde{L}$	$L_1 - \tilde{T}$	1	0
$T_0 \leq L_1 < \tilde{T} (< \bar{L}(0))$	0	1	0

two local minimum when $L_1 = T_0$ and $L_1 = T_0 + d$. Since $C(T_0, 0, 1, 0) \geq C(T_0 + d, 0, 0, 0)$, $C(T_0 + d, 0, 0, 0)$ attains minimal cost.

Let T satisfying $C(T_0, 0, 1, 0) = C(T, 0, 0, 0)$ be denoted by T' ($T_0 < T' \leq T_0 + d$). Then optimal release lead time L_1^* is T_0 when $T_0 \leq T < T'$, T when $T' \leq T < T_0 + d$ and $T_0 + d$ when $T_0 + d \leq T$.

Optimal release lead time when $T \geq T_0$ and $\rho \leq \frac{h_1}{h_1+b}$

From (b) of Table 1, when $L_1 \geq T_0$ optimal t_1 and optimal inventory levels are given in Table 4. Note that when $T_0 \leq L_1 < \tilde{T}$ it holds that $T_0 + z(t_1^*, S_1^*) = T_0 + d$, and thus

Table 4 t_1^*, S_1^*, S_2^* when $\rho \leq \frac{h_1}{h_1+b}$ and $L_1 \geq T_0$

	t_1^*	S_1^*	S_2^*
$\tilde{T} + d < L_1$	$L_1 - \tilde{T}$	0	0
$(\tilde{L} \leq) \tilde{T} \leq L_1 < \tilde{T} + d$	0...d	0	0
$d = T_0 \leq L_1 < \tilde{T}$	0...d	0	0

when $T_0 \leq L_1 < T_0 + d$, $C(L_1, t_1^*, S_1^*, S_2^*)$ is decreasing in L_1 . When $T_0 + d \leq L_1$, $C(L_1, t_1^*, S_1^*, S_2^*)$ is increasing in L_1 . When $\tilde{T} \leq L_1 < \tilde{T} + d$, $T_0 + z(t_1^*, S_1^*) = T_0 + d$, and thus when $L_1 < T_0 + dC(L_1, t_1^*, S_1^*, S_2^*)$ is decreasing in L_1 , and when $T_0 + d \leq L_1 \leq \tilde{T} + dC(L_1, t_1^*, S_1^*, S_2^*)$ is increasing in L_1 . When $\tilde{T} + d < L_1$, $T_0 + z(t_1^*, S_1^*) = T_0 + L_1 - \tilde{T} \leq L_1$, and $C(L_1, t_1^*, S_1^*, S_2^*)$ is increasing in L_1 .

Optimal release lead time and optimal base stock level

From Table 1 and discussion in “Optimal release lead time when $T \geq T_0$ and $\rho > \frac{h_1}{h_1+b}$ ” and “Optimal release lead time when $T \geq T_0$ and $\rho \leq \frac{h_1}{h_1+b}$ ”, optimal release lead time and optimal base stock levels are given in Table 5.

As demand lead time is shorter, the optimal base stock level of process 2 is higher. It is because more finished items are needed for preventing the system from backlogs.

The optimal base stock level of process 1 is less than 2. It is because that by (1), if the inventory level of process 1 is positive, then the starting epoch for processing an item in

Table 5 Optimal release lead time and optimal base stock level

	L_1^*	t_1^*	S_1^*	S_2^*	t_0^*	L_2^*	
(a) $\rho > \frac{h_1}{h_1+b}$							
$T_0 + d \leq T$	$T_0 + d$	0...d	0	0	$T - T_0 - d$	$T_0 + d...T_0$	
$T' \leq T < T_0 + d$	T	0...d	0	0	0	$T...T - d$	
$T_0 \leq T < T'$	T_0	0	1	0	$T - T_0$	T_0	
$T_1 \leq T < T_0$	T	0	1	0	0	T	
$T_2 \leq T < T_1$	T	0	1	1	0	T	
⋮				⋮			
$T_{S_0-1}^{\wedge} \leq T < T_{S_0-2}^{\wedge}$	T	0	1	$\widehat{S}_0 - 2$	0	T	
$d \leq T < T_{S_0-1}^{\wedge}$	T	0	1	$\widehat{S}_0 - 1$	0	T	
$T_{S_0}^{\wedge} \leq T < d$	$T \geq \widehat{L}(\widehat{S}_0)$	T	0	1	$\widehat{S}_0 - 1$	0	T
	$T < \widehat{L}(\widehat{S}_0)$	T	0...T	0	\widehat{S}_0	0	$T...0$
$T_{S_0+1}^{\wedge} + d \leq T < T_{S_0}^{\wedge}$	$T \geq \widehat{L}(\widehat{S}_0)$	T	0...T	0	\widehat{S}_0	0	$T...0$
	$T < \widehat{L}(\widehat{S}_0)$	T	0	1	\widehat{S}_0	0	T
$T < T_{S_0+1}^{\wedge} + d$	$T \geq \widehat{L}(\widehat{S}_0 + 1)$	T	0	1	\widehat{S}_0	0	T
	$T < \widehat{L}(\widehat{S}_0 + 1)$	T	0...T	0	$\widehat{S}_0 + 1$	0	$T...0$
	L_1^*	t_1^*	S_1^*	S_2^*	t_0^*	L_2^*	
(b) $\rho \leq \frac{h_1}{h_1+b}$							
$T_0 + d (=2d) \leq T$	$T_0 + d$	0...d	0	0	$T - T_0 - d$	$T_0 + d...T_0$	
$T_0 (=d) \leq T < T_0 + d (=2d)$	T	0...d	0	0	0	$T...T - d$	
$T_1 + d \leq T < T_0 (=d)$	T	0...T	0	0	0	$T...0$	
$T < T_1 + d$	T	0...T	0	1	0	$T...0$	

process 2 ordered by demand information is t_1 periods later from the start time for process 1 ordered by the same order.

If the optimal base stock level of process 1 is one, then optimal t_1 is 0, which means the optimal release lead time of process 1 is the same as process 2. Then by (1), processes 1 and 2 start process items at the same time.

If the optimal base stock level of process 1 is 0, then the average cost is identical when t_1 is changed from 0 to d . Note that if t_1 is no more than d , then after finishing process 1 the process for the same item is immediately started in process 2 by the same advance demand information. That means that both processes 1 and 2 proceed in the same way as t_1 increases when the base stock of process 1 is 0.

$$(a) \rho > \frac{h_1}{h_1+b}$$

When demand lead time is in (d, T_0) , then optimal base stock level is 1. If demand lead time is less than d , then there are two cases that the optimal base stock level is 0 or 1.

When demand lead time is in (T_k, T_{k+1}) ($k = 1, 2, \dots, \widehat{S}_0 - 1$), the sum of optimal base stock levels of processes 1 and 2 becomes k . For $T \leq d$, this value decreases from $\widehat{S}_0 + 1$ to \widehat{S}_0 when demand lead time exceeds one of $T_{S_0+1}^- + d, \bar{L}(\widehat{S}_0)$ or $T_{S_0}^-$, which depends on parameters.

When demand lead time is in (T_0, T') , optimal release lead time of process 1 becomes T_0 , which means that when demand information arrives an order is not made immediately, and at T_0 periods before the corresponding demand arrives, orders 1 and 2 are made at the same time. Since the optimal base stock of process 2 is 0 and the immediate order leads to more finished items, by delaying the orders, inventory cost for finished item can be reduced.

When demand lead time is in $(T', T_0 + d)$, optimal base stocks of both processes are zero and it is optimal that the order 1 is done immediately when demand information arrives and the item which the corresponding demand receives is processed at processes 1 and 2 sequentially.

When demand lead time is more than $T_0 + d$, it is optimal that the order 1 is done $T_0 + d$ periods before the actual demand arrives, and the corresponding item is processed at processes 1 and 2 sequentially.

If demand lead time can be set arbitrarily, then demand lead time should be no less than $T_0 + d$, because under optimal parameters for given demand lead time the average cost decreases in the demand lead time.

$$(b) \rho \leq \frac{h_1}{h_1+b}$$

This case happens when the arrival rate is small or backlog cost is small. In this case, we need not have items in inventory, and thus the sum of numbers of optimal base

stocks is one or zero. The optimal number of base stocks in process 1 is always zero, and when demand lead time exceeds $T_1 + d$ the optimal number of base stocks in process 2 also becomes zero. That is, processing of processes 1 and 2 ordered by the same demand information were done continuously and if demand lead time is greater than $T_1 + d$, the same order receives this item, and otherwise its next demand order receives it. When demand lead time can be set longer, the corresponding order is set $2d$ periods before the corresponding actual demand arrives and then an item is processed in processes 1 and 2 continuously, by which this actual demand is satisfied.

$$(c) h_1 = h_2$$

By (15) it holds $L_1 < \tilde{T}$. When $d \leq L_1 < T_0$, by the result in “The case that $L_1 < T_{S_0+1}^- + d$ or $T_{S_0}^- \leq L_1 < T_0$ ” both $C(L_1, 0, 0, \bar{S}(L_1))$ and $C(L_1, 0, 1, \bar{S}(L_1) - 1)$ are the optimal average costs. By (16), it follows that $\widehat{L}(\bar{S}(L_1)) = d$. By Proposition 3, (10) and (17), when $\rho > \frac{h_1}{h_1+b}, \bar{L}(0) = T_0$.

Only when $T_{S_0+1}^- + d \leq T < T_{S_0}^-$ and $T < \bar{L}(\widehat{S}_0)$, the optimal base stock level in process 1 is 1, and otherwise it is 1 or 0.

Numerical experiments

By numerical experiments, we discuss the properties of optimal release lead time and optimal numbers of base stocks. The computation is done on a computer with Intel® Core™ i7-2600 CPU 3.40 GHz and 8.00 GB RAM, and the program is coded with C language and compiled with Intel® C++ Compiler. $T_k, \widehat{S}_0, T', \widehat{L}(S)$ and $\bar{L}(S)$ are computed numerically, and using Table 5 optimal release lead time and optimal base stock levels are computed.

Parameters are given in Table 6. Among these cases parameters are the same except arrival rates. $\frac{h_1}{h_1+b} \cong 0.130$, and in first two cases it holds $\rho > \frac{h_1}{h_1+b}$, and in the case 3 $\rho \leq \frac{h_1}{h_1+b}$. The values of $\widehat{S}_0, \widehat{L}(\widehat{S}_0), \bar{L}(\widehat{S}_0), \widehat{L}(\widehat{S}_0 + 1)$ are given in Table 7. By Table 5, the optimal release lead time and optimal base stock levels are given in Table 8.

Table 6 Parameter sets

Cases	λ	d	h_1	h_2	b
1	0.7	1	3	4	20
2	0.4	1	3	4	20
3	0.1	1	3	4	20

Table 7 $\widehat{S}_0, \widehat{L}(\widehat{S}_0), \overline{L}(\widehat{S}_0), \widehat{L}(\widehat{S}_0 + 1)$ for each case

Cases	\widehat{S}_0	$\widehat{L}(\widehat{S}_0)$	$\overline{L}(\widehat{S}_0)$	$\widehat{L}(\widehat{S}_0 + 1)$
1	3	-0.084	0.413	-0.836
2	1	0.893	0.668	0.198
3	0	-	-	0.574

Table 8 Optimal release lead time and base stock levels

T		L_1^*	L_2^*	S_1^*	S_2^*
Case 1 ($\lambda = 0.7$)					
$T_0 + d = 4.323$	-	4.323	3.323...4.323	0	0
$T' = 3.442$	-	4.323	T	$T - 1.000...T$	0
$T_0 = 3.323$	-	3.442	3.323	3.323	1
$T_1 = 2.322$	-	3.323	T	T	1
$T_2 = 1.323$	-	2.322	T	T	1
$d = 1.000$	-	1.323	T	T	1
$T_3 = 0.322$	-	1.000	T	T	1
$T_4 + d = 0.290$	-	0.322	T	T	1
0.000	-	0.290	T	T	1
Case 2 ($\lambda = 0.4$)					
$T_0 + d = 2.821$	-	2.821	1.821...2.821	0	0
$T' = 1.897$	-	2.821	T	$T - 1.000...T$	0
$T_0 = 1.821$	-	1.897	1.821	1.821	1
$d = 1.000$	-	1.821	T	T	1
$\widehat{L}(\widehat{S}_0) = 0.893$	-	1.000	T	T	1
$T_1 = 0.821$	-	0.893	T	0.000... T	0
$\overline{L}(\widehat{S}_0) = 0.668$	-	0.821	T	0.000... T	0
$T_2 + d = 0.516$	-	0.668	T	T	1
$\overline{L}(\widehat{S}_0 + 1) = 0.198$	-	0.516	T	T	1
0.000	-	0.198	T	0.000... T	0
Case 3 ($\lambda = 0.1$)					
$T_0 + d = 2.000$	-	2.000	1.000...2.000	0	0
$T_0 = 1.000$	-	2.000	T	$T - 1.000...T$	0
$T_1 + d = 0.230$	-	1.000	T	0.000... T	0
0.000	-	0.230	T	0.000... T	0

In case 1, if demand lead time is no more than 3.442 optimal base stock of process 1 is 1, and otherwise it becomes 0. In case 2, when demand lead time is from 0.000 to 0.198 or from 0.821 to 0.893, the optimal base stock level of process 1 is 0, and in case 3 it is 0 for any demand lead time.

The average cost under these optimal release lead time and optimal base stock levels for each case are illustrated in Fig. 6, where the horizon axis is demand lead time and the vertical axis is an optimal average cost.

In the interval of demand lead time where optimal base stocks are the same, the average cost is convex or linear. In

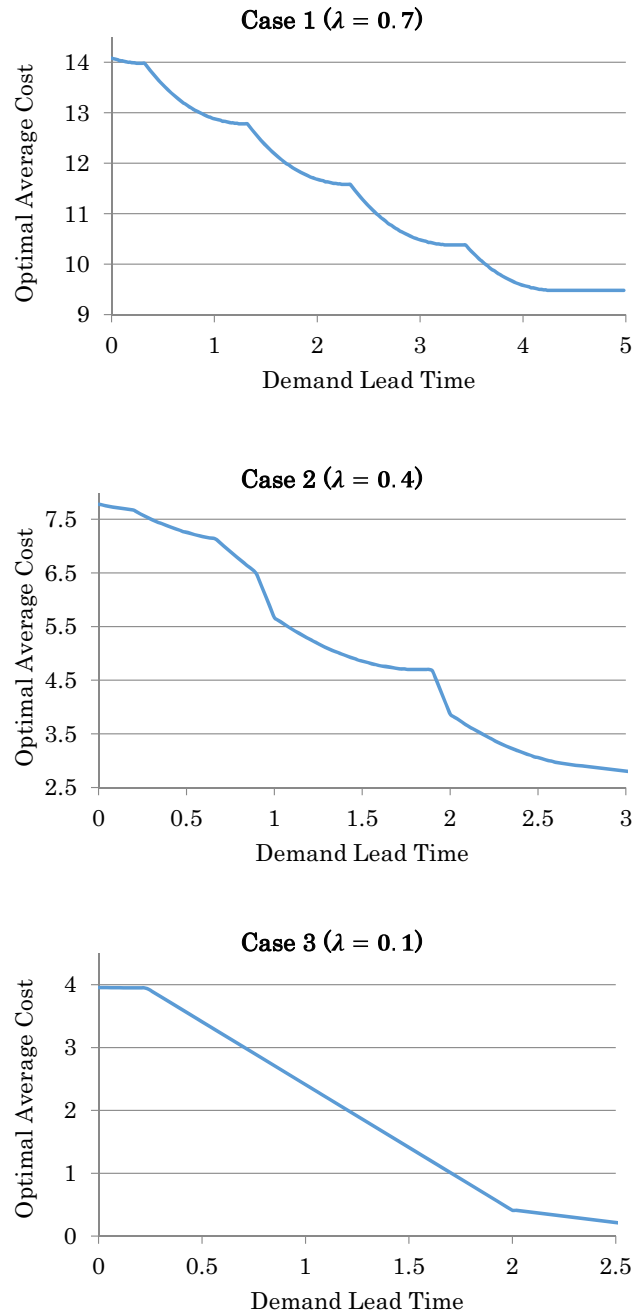


Fig. 6 Average cost

case 1, in the interval (3.323, 3.442) or (4.323, ∞), optimal release lead time of process is constant. This is found in the interval (1.821, 1.897) for case 2, and (2.00, ∞) for case 3. In case 2, when demand lead time is around 1, the optimal base stock is the same but the average cost decreases in the different ways. From 0.893 to 1, $S_1^* = 1$ and $S_2^* = 0$ and in this interval it holds $\frac{\partial C(L_1, t_1, S_1, S_2)}{\partial L_1} = -\lambda b$, which leads to the linear average cost in this interval.

Concluding remarks

In this paper, a two-stage production and inventory system with advance demand information is considered under base stock order policy and deterministic process time. The base stock levels and release lead time for each process are decision variables, and the objective is to derive optimal values on the decision variables to minimize the average cost on inventory and backlog costs. Through theoretical analysis, optimal base stock levels and optimal release lead time at each process are explicitly derived in Table 5.

Release lead time of process 1 is shorter than the demand lead time when the latter is long to decrease excess inventory. Optimal release lead time of process 2 is the same as that of process 1, that is, it is optimal to order processes at the same time. Note that when the optimal base stock level of process 1 is zero, there is an optimal positive interval for release lead time of process 2. When demand lead time can be long enough, then it is optimal to have no base stocks and wait for several time and process an item at processes 1 and 2 continuously. Optimal base stock level of process 1 is 1 or 0, which depends on demand lead time. As demand lead time is longer, the sum of optimal base stocks at processes 1 and 2 is smaller. In particular, when parameters satisfy $\rho \leq h_1 / (h_1 + b)$, optimal base stock level of process 1 is zero and it is optimal to process an item at processes 1 and 2 continuously.

Further research is left when the process times are different among the processes, they are stochastic, or when the number of processes is more than 2.

Open Access This article is distributed under the terms of the Creative Commons Attribution 4.0 International License (<http://creativecommons.org/licenses/by/4.0/>), which permits unrestricted use, distribution, and reproduction in any medium, provided you give appropriate credit to the original author(s) and the source, provide a link to the Creative Commons license, and indicate if changes were made.

Appendices

A. Proof of Proposition 1

When $(m + 1)d \leq T < (m + 2)d, m \geq 1$, by (3) and

$$\int x^m e^{\lambda x} dx = -\frac{m!}{(-\lambda)^{m+1}} e^{\lambda x} \sum_{k=0}^m \frac{(-\lambda)^k}{k!} x^k + C$$

we have

$$\begin{aligned} \int_{T-d}^T P(W \leq x) dx &= \int_{T-d}^{(m+1)d} P(W \leq x) dx + \int_{(m+1)d}^T P(W \leq x) dx \\ &= (1 - \rho) \sum_{k=0}^{m-1} \frac{(-\lambda)^k}{k!} \int_{T-(k+2)d}^{T-(k+1)d} x^k e^{\lambda x} dx \\ &\quad + (1 - \rho) \frac{(-\lambda)^m}{m!} \int_0^{T-(m+1)d} x^m e^{\lambda x} dx \\ &= -(1 - \rho) \frac{1}{\lambda} + (1 - \rho) \frac{1}{\lambda} \sum_{k=0}^m e^{\lambda \{T-(k+1)d\}} \\ &\quad \times \frac{(-\lambda)^k}{k!} \{T - (k + 1)d\}^k \\ &= -(1 - \rho) \frac{1}{\lambda} + \frac{1}{\lambda} P(W \leq T) \\ &= -\frac{1}{\lambda} P(W > T) + d. \end{aligned}$$

Thus,

$$\int_{T-d}^T P(W > x) dx = d - \int_{T-d}^T P(W \leq x) dx = \frac{1}{\lambda} P(W > T).$$

When $d \leq T < 2d$

$$\begin{aligned} \int_{T-d}^T P(W \leq x) dx &= \int_{T-d}^d P(W \leq x) dx + \int_d^T P(W \leq x) dx \\ &= (1 - \rho) \left\{ \frac{1}{\lambda} e^{\lambda(T-d)} - \frac{1}{\lambda} \right\} \\ &= -\frac{1}{\lambda} P(W > T) + d, \end{aligned}$$

which implies $\int_{T-d}^T P(W > x) dx = \frac{1}{\lambda} P(W > T)$.

When $T < d$, $\int_{T-d}^T P(W \leq x) dx = 0$ and $\int_{T-d}^T P(W > x) dx = d - \int_{T-d}^T P(W \leq x) dx = d$. Thus, we have,

$$\int_{T-d}^T P(W > x) dx = \begin{cases} \frac{1}{\lambda} P(W > T) & T \geq d, \\ d & T < d \end{cases}$$

B. Proof of Proposition 2

We derive $P(E(k) > x)$, for $x < 0$ in steady state. When $k = 0$

$$P(E(k) > x) = P(E(0) > x) = P(W > x) = 1 - P(W \leq x)$$

For $k = 1, 2, 3, \dots$

$$\begin{aligned}
 P(E(k) > x) &= P(W - a(k) > x) \\
 &= \int_0^\infty P(W > x + y) \frac{dP(a(k) \leq y)}{dy} dy \\
 &= \frac{\lambda^k}{(k-1)!} \int_0^{-x} P(W > x + y) y^{k-1} e^{-\lambda y} dy \\
 &\quad + \frac{\lambda^k}{(k-1)!} \int_{-x}^\infty P(W > x + y) y^{k-1} e^{-\lambda y} dy \\
 &= \frac{\lambda^k}{(k-1)!} \int_0^{-x} y^{k-1} e^{-\lambda y} dy \\
 &\quad + \frac{\lambda^k}{(k-1)!} \int_0^\infty P(W > u) (u-x)^{k-1} e^{-\lambda(u-x)} du \\
 &= 1 - e^{\lambda x} \sum_{j=0}^{k-1} \frac{\lambda^j}{j!} (-x)^j \\
 &\quad + \lambda^k e^{\lambda x} \sum_{j=0}^{k-1} \frac{(-x)^{k-1-j}}{j!(k-1-j)!} \int_0^\infty P(W > u) e^{-\lambda u} u^j du.
 \end{aligned}$$

Here we derive $\int_0^\infty P(W > u) e^{-\lambda u} u^j du$. Define $f(u) = P(W > u)$ and $f^*(s) = \mathcal{L}\{f(u)\} = \int_0^\infty P(W > u) e^{-su} du$. Since $\int_0^\infty e^{-su} u^n f(u) du = (-1)^n f^{*(n)}(s)$

$$\int_0^\infty P(W > u) e^{-\lambda u} u^j du = (-1)^j f^{*(j)}(\lambda).$$

Therefore,

$$\begin{aligned}
 f^*(s) &= \int_0^\infty P(W > u) e^{-su} du = \int_0^\infty \{1 - P(W \leq u)\} e^{-su} du \\
 &= \frac{1}{s} - \frac{1}{s} \int_0^\infty e^{-su} dP(W \leq u).
 \end{aligned}$$

The Laplace transform of sojourn time distribution in M/D/1 is set as $W^*(s) = \int_0^\infty e^{-su} dP(W \leq u)$, and then $f^*(s) = \frac{1}{s} - \frac{1}{s} W^*(s)$, which implies $sf^*(s) = 1 - W^*(s)$.

By differentiating $s f^*(s) + s f^{*(1)}(s) = -W^*(1)(s)$, and thus $f^{*(1)}(s) = -\frac{1}{s} W^*(1)(s) - \frac{1}{s} f^*(s)$. By deriving the j -th derivative of $f(s)$ and substituting λ to s

$$\begin{aligned}
 f^*(\lambda) &= \frac{1}{\lambda} - \frac{1}{\lambda} W^*(\lambda), \\
 f^{*(j)}(\lambda) &= \sum_{m=1}^j \frac{j!}{(-\lambda)^{j+1-m} m!} W^{*(m)}(\lambda) + \frac{j!}{(-\lambda)^j} f^*(\lambda), \quad j = 1, 2, 3, \dots
 \end{aligned}$$

It is well-known that

$$W^*(s) = \frac{(1-\rho)se^{-sd}}{s-\lambda+\lambda e^{-sd}}.$$

To obtain $f^{*(j)}(\lambda)$, $W^{*(m)}(\lambda)$, for $m = 1, 2, 3, \dots$, is discussed in the following.

Let $h(s) = (1-\rho)se^{-sd}$, $g(s) = s-\lambda+\lambda e^{-sd}$. Then $W^*(s) = \frac{h(s)}{g(s)}$. By differentiating $h(s) = g(s)W^*(s)$ and substituting λ

$$\begin{aligned}
 W^{*(j)}(\lambda) &= -\binom{j}{0} \frac{g^{(j)}(\lambda)}{g(\lambda)} W^*(\lambda) \\
 &\quad - \sum_{k=1}^{j-1} \binom{j}{k} \frac{g^{(j-k)}(\lambda)}{g(\lambda)} W^{*(k)}(\lambda) \\
 &\quad + \frac{h^{(j)}(\lambda)}{g(\lambda)}, \quad j = 1, 2, 3, \dots
 \end{aligned}$$

Here, we have

$$\frac{h(\lambda)}{g(\lambda)} = (1-\rho), \quad \frac{h^{(j)}(\lambda)}{g(\lambda)} = \frac{(1-\rho)(-d)^{j-1}(j-\lambda d)}{\lambda}, \quad j = 1, 2, 3, \dots$$

$$\frac{g^{(1)}(\lambda)}{g(\lambda)} = \frac{e^{\lambda d}}{\lambda} - d, \quad \frac{g^{(j)}(\lambda)}{g(\lambda)} = (-d)^j, \quad j = 2, 3, 4, \dots$$

Therefore,

$$W^*(\lambda) = (1-\rho), \quad W^{*(1)}(\lambda) = -\frac{1}{\lambda}(1-\rho)(e^{\lambda d} - 1)$$

$$\begin{aligned}
 W^{*(j)}(\lambda) &= \frac{j(1-\rho)(-d)^{j-1}}{\lambda} - \sum_{m=1}^{j-1} \binom{j}{m} (-d)^{j-m} W^{*(m)}(\lambda) \\
 &\quad - \binom{j}{j-1} \frac{1}{\lambda} e^{\lambda d} W^{*(j-1)}(\lambda) \\
 j &= 2, 3, 4, \dots
 \end{aligned}$$

Now, we show

$$\begin{aligned}
 W^{*(j)}(\lambda) &= (-1)^j \frac{j!}{\lambda^j} (1-\rho) e^{j\lambda d} + (-1)^j \frac{j!}{\lambda^j} (1-\rho) \\
 &\quad \sum_{n=1}^{j-1} \frac{(-n\lambda d)^{j-n-1}}{(j-n-1)!} e^{n\lambda d} \left\{ \frac{(-n\lambda d)}{(j-n)} - 1 \right\} \quad j = 2, 3, 4, \dots
 \end{aligned} \tag{A.1}$$

For $j = 2$

$$\begin{aligned}
 W^{*(2)}(\lambda) &= \frac{2(1-\rho)(-d)^1}{\lambda} - \binom{2}{1} \frac{1}{\lambda} \{e^{\lambda d} + (-\lambda d)\} W^{*(1)}(\lambda) \\
 &= \frac{2}{\lambda^2} (1-\rho) e^{2\lambda d} + \frac{2}{\lambda^2} (1-\rho) e^{\lambda d} \{(-\lambda d) - 1\}
 \end{aligned}$$

Thus, (A.1) holds for $j = 2$. Assume that (A.1) holds for $j = 2, 3, \dots, k$. For $j = k + 1$,

$$W^{*(k+1)}(\lambda) = \frac{(k+1)(1-\rho)(-d)^k}{\lambda} - \sum_{m=1}^{k-1} \binom{k+1}{m} (-d)^{k+1-m} W^{*(m)}(\lambda) - \binom{k+1}{k} \frac{1}{\lambda} \{e^{\lambda d} + (-\lambda d)\} W^{*(k)}(\lambda) = (-1)^{k+1} \frac{(k+1)!}{\lambda^{k+1}} (1-\rho) \times B$$

where

$$B = (-\lambda d)^k e^{\lambda d} \left\{ \frac{1}{k!(-1)^{k+1}} - \sum_{m=2}^k \frac{1}{(k+1-m)!(m-1)!(-1)^{k+1-m}} \right\} + (-\lambda d)^{k-1} e^{\lambda d} \sum_{m=2}^k \frac{1}{(k+1-m)!(m-2)!(-1)^{k+1-m}} + \sum_{n=2}^{k-1} (-\lambda d)^{k-n} e^{n\lambda d} \left\{ \sum_{m=n+1}^k \frac{n^{m-n-1}}{(k+1-m)!(m-n-1)!(-1)^{k+1-m}} - \frac{(n-1)^{k-n}}{(k-n)!} \right\} + k(-\lambda d)^{k\lambda d} - e^{k\lambda d} + e^{(k+1)\lambda d} + \sum_{n=2}^{k-1} (-\lambda d)^{k+1-n} e^{n\lambda d} \left\{ -\frac{1}{(k+1-n)!(-1)^{k+1-n}} - \sum_{m=n+1}^k \frac{n^{m-n}}{(k+1-m)!(m-n)!(-1)^{k+1-m}} + \frac{(n-1)^{k-n+1}}{(k-n+1)!} \right\}.$$

Here, by developing $(1-1)^k, (1-1)^{k-1}, (n-1)^{k-n+1}, (n-1)^{k-n}$ it follows that

$$\frac{1}{k!(-1)^{k+1}} - \sum_{m=2}^k \frac{1}{(k+1-m)!(m-1)!(-1)^{k+1-m}} = \frac{1}{k!}, \quad k \geq 2$$

$$\sum_{m=0}^{k-2} \frac{1}{(k-m-1)!m!(-1)^{k-m-1}} = -\frac{1}{(k-1)!}, \quad k \geq 2$$

$$-\frac{1}{(k+1-n)!(-1)^{k+1-n}} - \sum_{m=n+1}^k \frac{n^{m-n}}{(k+1-m)!(m-n)!(-1)^{k+1-m}} + \frac{(n-1)^{k-n+1}}{(k-n+1)!} = \frac{n^{k-n+1}}{(k-n+1)!}, \quad k \geq n+1$$

$$\sum_{m=n+1}^k \frac{n^{m-n-1}}{(k+1-m)!(m-n-1)!(-1)^{k+1-m}} - \frac{(n-1)^{k-n}}{(k-n)!} = -\frac{n^{k-n}}{(k-n)!}, \quad k \geq n+1$$

Thus,

$$W^{*(k+1)}(\lambda) = (-1)^{k+1} \frac{(k+1)!}{\lambda^{k+1}} (1-\rho) e^{(k+1)\lambda d} + (-1)^{k+1} \frac{(k+1)!}{\lambda^{k+1}} (1-\rho) \sum_{n=1}^{k+1-1} \frac{(-n\lambda d)^{k+1-n-1}}{(k+1-n-1)!} e^{n\lambda d} \left\{ \frac{(-n\lambda d)}{(k+1-n)} - 1 \right\}$$

That is, (A.1) holds for $j = k + 1$. By induction it is proven that (A.1) holds.

Since

$$f^*(\lambda) = \frac{1}{\lambda} - \frac{1}{\lambda} W^*(\lambda) = \frac{1}{\lambda} - \frac{1}{\lambda} (1-\rho) = d$$

$$f^{*(j)}(\lambda) = \sum_{m=1}^j \frac{j!}{(-\lambda)^{j+1-m} m!} W^{*(m)}(\lambda) + \frac{j!}{(-\lambda)^j} f^*(\lambda), \quad j = 1, 2, 3, \dots$$

we have

$$f^{*(j)}(\lambda) = \frac{j!}{(-\lambda)^{j+1}} (1-\rho) \left\{ e^{j\lambda d} + \sum_{n=1}^{j-1} \frac{(-n\lambda d)^{j-n}}{(j-n)!} e^{n\lambda d} \right\} - \frac{j!}{(-\lambda)^{j+1}}, \quad j = 1, 2, 3, \dots$$

And thus

$$\int_0^\infty P(W > u) e^{-\lambda u} du = f^*(\lambda) = d, \quad \int_0^\infty P(W > u) e^{-\lambda u} u^j du = (-1)^j f^{*(j)}(\lambda) = -\frac{j!}{\lambda^{j+1}} (1-\rho) \times \left\{ e^{j\lambda d} + \sum_{n=1}^{j-1} \frac{(-n\lambda d)^{j-n}}{(j-n)!} e^{n\lambda d} \right\} + \frac{j!}{\lambda^{j+1}}, \quad j = 1, 2, 3, \dots$$

Here, we show

$$P(E(k) > x) = 1 - e^{\lambda x} \sum_{j=0}^{k-1} \frac{\lambda^j}{j!} (-x)^j + \lambda^k e^{\lambda x} \times \sum_{j=0}^{k-1} \frac{(-x)^{k-1-j}}{j!(k-1-j)!} \int_0^\infty P(W > u) e^{-\lambda u} u^j du.$$

For $k = 1$

$$P(E(1) > x) = 1 - e^{\lambda x} + \lambda e^{\lambda x} \int_0^\infty P(W > u) e^{-\lambda u} du = 1 - (1 - \rho) e^{\lambda x}.$$

For $k \geq 2$

$$P(E(k) > x) = 1 - e^{\lambda x} \sum_{j=0}^{k-1} \frac{\lambda^j}{j!} (-x)^j + \lambda^k e^{\lambda x} \frac{(-x)^{k-1}}{(k-1)!} + \lambda^k e^{\lambda x} \frac{(-x)^{k-2}}{(k-2)!} \left\{ -\frac{1}{\lambda^2} (1 - \rho) e^{\lambda d} + \frac{1}{\lambda^2} \right\} + \lambda^k e^{\lambda x} \sum_{j=2}^{k-1} \frac{(-x)^{k-1-j}}{j!(k-1-j)!} \left\{ -\frac{j!}{\lambda^{j+1}} (1 - \rho) \times \left[e^{j\lambda d} + \sum_{n=1}^{j-1} \frac{(-n\lambda d)^{j-n}}{(j-n)!} e^{n\lambda d} \right] + \frac{j!}{\lambda^{j+1}} \right\} = 1 - (1 - \rho) \frac{(-\lambda x)^{k-1}}{(k-1)!} e^{\lambda x} - (1 - \rho) \frac{\{-\lambda(x+d)\}^{k-2}}{(k-2)!} e^{\lambda(x+d)} - \sum_{n=2}^{k-2} (1 - \rho) \frac{\{-\lambda(x+nd)\}^{k-1-n}}{(k-1-n)!} e^{\lambda(x+nd)} - (1 - \rho) e^{\lambda(x+(k-1)d)} = 1 - (1 - \rho) \frac{(-\lambda x)^{k-1}}{(k-1)!} e^{\lambda x} - (1 - \rho) \sum_{n=1}^{k-1} \frac{\{-\lambda(x+nd)\}^{k-1-n}}{(k-1-n)!} e^{\lambda(x+nd)}.$$

When $m = k - 2$, that is, when $-d \leq x < 0$,

$$P(W \leq x + kd) = (1 - \rho) \sum_{n=0}^{k-2} \frac{\{-\lambda(x+kd - (n+1)d)\}^n}{n!} \times e^{\lambda(x+kd-(n+1)d)},$$

$$P(E(k) > x) = 1 - (1 - \rho) \frac{(-\lambda x)^{k-1}}{(k-1)!} e^{\lambda x} - P(W \leq x + kd).$$

Therefore,

$$P(E(0) \leq x) = P(W \leq x) = 0, \quad x < 0,$$

$$P(E(k) \leq x) = (1 - \rho) \sum_{n=0}^{k-1} \frac{\{-\lambda(x+nd)\}^{k-1-n}}{(k-1-n)!} e^{\lambda(x+nd)}, \quad x < 0, \quad k = 1, 2, 3, \dots$$

Comparing with $P(W \leq x)$, we have

$$P(E(k) \leq x) = (1 - \rho) \frac{(-\lambda x)^{k-1}}{(k-1)!} e^{\lambda x} + P(W \leq x + kd), \quad -d \leq x < 0, \quad k = 1, 2, 3, \dots$$

C. Proof of Proposition 3

For given L_1, t_1, S_1 , we derive optimal base stock level of process 2, S_2^* . From (8)

$$C(L_1, t_1, S_1, S_2 + 1) - C(L_1, t_1, S_1, S_2) + \lambda(h_2 + b) \int_{L_1 - z(t_1, S_1)}^\infty \{P(E(S_2 + 1) > x) - P(E(S_2) > x)\} dx = h_2 + \lambda(h_2 + b) \int_{L_1 - z(t_1, S_1)}^\infty \{P(E(S_2 + 1) > x) - P(E(S_2) > x)\} dx$$

Since

$$\frac{dP(a(k) \leq y)}{dy} = \frac{\lambda^k y^{k-1}}{(k-1)!} e^{-\lambda y}, \quad k = 1, 2, 3, \dots,$$

$$P(E(k) > x) = \int_0^\infty P(W > x + y) \frac{\lambda^k y^{k-1}}{(k-1)!} e^{-\lambda y} dy, \quad k = 1, 2, 3, \dots, x \in \mathbb{R} \tag{A.2}$$

$$P(E(0) > x) = P(W > x), \quad x \in \mathbb{R}$$

For $S_2 = 1, 2, 3, \dots$ by (A.2)

$$\int_{L_1 - z(t_1, S_1)}^\infty \{P(E(S_2 + 1) > x) - P(E(S_2) > x)\} dx = \int_{L_1 - z(t_1, S_1)}^\infty \int_0^\infty P(W > x + y) \left\{ \frac{\lambda^{S_2+1} y^{S_2}}{S_2!} - \frac{\lambda^{S_2} y^{S_2-1}}{(S_2-1)!} \right\} e^{-\lambda y} dy dx = \int_0^\infty (\lambda y - S_2) \frac{\lambda^{S_2} y^{S_2-1}}{S_2!} e^{-\lambda y} \int_{L_1 - z(t_1, S_1)}^\infty P(W > x + y) dx dy = - \int_0^\infty \frac{\lambda^{S_2} y^{S_2}}{S_2!} e^{-\lambda y} P(W > L_1 - z(t_1, S_1) + y) dy = - \frac{1}{\lambda} P(E(S_2 + 1) > L_1 - z(t_1, S_1)).$$

For $S_2 = 0$

$$\begin{aligned}
 & \int_{L_1-z(t_1, S_1)}^{\infty} \{P(E(S_2 + 1) > x) - P(E(S_2) > x)\} dx \\
 &= \int_{L_1-z(t_1, S_1)}^{\infty} \{P(E(1) > x) - P(W > x)\} dx \\
 &= \int_{L_1-z(t_1, S_1)}^{\infty} \int_0^{\infty} P(W > x + y) \lambda e^{-\lambda y} dy dx \\
 &\quad - \int_{L_1-z(t_1, S_1)}^{\infty} P(W > x) dx \\
 &= \int_0^{\infty} \lambda e^{-\lambda y} \int_{L_1-z(t_1, S_1)}^{\infty} P(W > x + y) dx dy \\
 &\quad - \int_{L_1-z(t_1, S_1)}^{\infty} P(W > x) dx \\
 &= - \int_0^{\infty} e^{-\lambda y} P(W > L_1 - z(t_1, S_1) + y) dy \\
 &= - \frac{1}{\lambda} P(E(1) > L_1 - z(t_1, S_1)).
 \end{aligned}$$

Thus, we have

$$\begin{aligned}
 & C(L_1, t_1, S_1, S_2 + 1) - C(L_1, t_1, S_1, S_2) \\
 &= h_2 - (h_2 + b)P(E(S_2 + 1) > L_1 - z(t_1, S_1)),
 \end{aligned}$$

and $P(E(S_2 + 1) > L_1 - z(t_1, S_1))$ is decreasing in S_2 , and thus for given L_1, t_1, S_1

$$\begin{aligned}
 & S_2^* \\
 &= S_2 : S_2 = 0, 1, 2, \dots \left\{ P(E(S_2 + 1) > L_1 - z(t_1, S_1)) \leq \frac{h_2}{h_2 + b} \right\}.
 \end{aligned}$$

D. Proof of Proposition 4

(a) When $T_S \leq L_1 < T_{S-1}, S = 1, 2, \dots, \widehat{S}_0 - 1$, if $0 \leq L_2 < T_{\widehat{S}_0}$ then $S_2^* = \widehat{S}_0$, if $T_{k+1} \leq L_2 < T_k, k = S + 1, S + 2, \dots, \widehat{S}_0 - 1$ then $S_2^* = k$, and if $T_{S+1} \leq L_2$ then $S_2^* = S$. Since $L_2 = L_1 - t_1$, if, $L_1 - T_{\widehat{S}_0} < t_1 \leq L_1$ then $S_2^* = \widehat{S}_0$, if $L_1 - T_k < t_1 \leq L_1 - T_{k+1}, k = S + 1, S + 2, \dots, \widehat{S}_0 - 1$ then $S_2^* = k$, and if $d \leq t_1 \leq L_1 - T_{S+1}$ then $S_2^* = S$.

For each inside interval of $L_1 - T_{\widehat{S}_0} < t_1 \leq L_1, L_1 - T_k < t_1 \leq L_1 - T_{k+1}, k = S + 1, S + 2, \dots, \widehat{S}_0 - 1, d \leq t_1 \leq L_1 - T_{S+1}$, by (8)

$$\begin{aligned}
 C(L_1, t_1, S_1^*, S_2^*) &= \lambda h_1 t_1 - \lambda h_2 E[E(S_2^*)] + \lambda h_2 (L_1 - t_1) \\
 &\quad + \lambda (h_2 + b) \int_{L_1-t_1}^{\infty} P(E(S_2^*) > x) dx
 \end{aligned}$$

$$\frac{dC(L_1, t_1, S_1^*, S_2^*)}{dt_1} = \lambda h_1 - \lambda h_2 + \lambda (h_2 + b) P(E(S_2^*) > L_1 - t_1),$$

and by (9), when $L_2 < T_0, P(E(S_2^*) > L_1 - t_1 = L_2) > \frac{h_2}{h_2 + b}$. Thus, we have

$$\frac{dC(L_1, t_1, S_1^*, S_2^*)}{dt_1} > 0.$$

From discussion of “Optimal base stock level”,

$$C(L_1, L_1 - T_{S_0-1}^{\wedge}, S_1^*, \widehat{S}_0) = C(L_1, L_1 - T_{S_0-1}^{\wedge}, S_1^*, \widehat{S}_0 - 1),$$

$$\begin{aligned}
 C(L_1, L_1 - T_k, S_1^*, k) &= C(L_1, t_1, S_1^*, k - 1), \\
 k &= S + 2, \dots, \widehat{S}_0 - 1,
 \end{aligned}$$

and

$$C(L_1, L_1 - T_{S+1}, S_1^*, S + 1) = C(L_1, L_1 - T_{S+1}, S_1^*, S).$$

Thus, for $T_S \leq L_1 < T_{S-1}, S = 1, 2, \dots, \widehat{S}_0 - 1, C(L_1, t_1, S_1^*, S_2^*)$ is increasing in t_1 for $t_1 \geq d$.

For $d \leq L_1 < T_{\widehat{S}_0-1}, S_2^* = \widehat{S}_0$, and in the same way by (8)

$$\frac{dC(L_1, t_1, S_1^*, S_2^*)}{dt_1} > 0$$

And thus, for $d \leq L_1 < T_{S_0-1}^{\wedge}, C(L_1, t_1, S_1^*, S_2^*)$ is increasing in t_1 for $t_1 \geq d$.

(b) When $T_0 \leq L_1$, if $0 \leq L_2 < T_{S_0}^{\wedge}$ then $S_2^* = \widehat{S}_0$, if $T_{k+1} \leq L_2 < T_k, k = 1, 2, \dots, \widehat{S}_0 - 1$ then $S_2^* = k$ and if $T_1 \leq L_2$ then $S_2^* = 0$. Since $L_2 = L_1 - t_1$, if $L_1 - T_{S_0}^{\wedge} < t_1 \leq L_1$ then $S_2^* = \widehat{S}_0$, if $L_1 - T_k < t_1 \leq L_1 - T_{k+1}, k = 1, 2, \dots, \widehat{S}_0 - 1$ then $S_2^* = k$, and if $d \leq t_1 \leq L_1 - T_1$ then $S_2^* = 0$.

In each inside interval of $L_1 - T_{S_0}^{\wedge} < t_1 \leq L_1, L_1 - T_k < t_1 \leq L_1 - T_{k+1}, k = 1, 2, \dots, \widehat{S}_0 - 1, L_1 - T_0 \leq t_1 \leq L_1 - T_1$, in the same way of (a) by (8), we have

$$\frac{dC(L_1, t_1, S_1^*, S_2^*)}{dt_1} > 0.$$

It follows that

$$C(L_1, L_1 - T_{S_0}^{\wedge}, S_1^*, \widehat{S}_0) = C(L_1, L_1 - T_{S_0}^{\wedge}, S_1^*, \widehat{S}_0 - 1),$$

$$C(L_1, L_1 - T_k, S_1^*, k) = C(L_1, L_1 - T_k, S_1^*, k - 1), \\ k = 2, 3, \dots, \widehat{S}_0 - 1.$$

$$C(L_1, L_1 - T_1, S_1^*, 1) = C(L_1, L_1 - T_1, S_1^*, 0).$$

When $d \leq t_1 \leq L_1 - T_0$ it follows that $S_2^* = 0$, and by (8)

$$C(L_1, t_1, S_1^*, S_2^*) = \lambda h_1 t_1 - \lambda h_2 E[W] + \lambda h_2 (L_1 - t_1) \\ + \lambda (h_2 + b) \int_{L_1 - t_1}^{\infty} P(W > x) dx,$$

$$\frac{dC(L_1, t_1, S_1^*, S_2^*)}{dt_1} = \lambda h_1 - \lambda h_2 + \lambda (h_2 + b) P(W > L_1 - t_1 \\ = L_2).$$

Since $t_1 \leq L_1 - T_0$, $P(W > L_1 - t_1 = L_2) \leq \frac{h_2}{h_2 + b}$. Let

$$\tilde{T} = \arg \min_x \left\{ P(W > x) \leq \frac{h_2 - h_1}{h_2 + b} \right\}.$$

Here $\tilde{T} \geq T_0$. When $L_2 < \tilde{T}$ that is $L_1 - \tilde{T} < t_1$, then $P(W > L_2) > \frac{h_2 - h_1}{h_2 + b}$, and thus $\frac{dC(L_1, t_1, S_1^*, S_2^*)}{dt_1} > 0$. When $\tilde{T} \leq L_2$, that is $t_1 \leq L_1 - \tilde{T}$, $P(W > L_2) \leq \frac{h_2 - h_1}{h_2 + b}$, and thus $\frac{dC(L_1, t_1, S_1^*, S_2^*)}{dt_1} \leq 0$. When $T_0 \leq L_1 < \tilde{T} + dC(L_1, t_1, S_1^*, S_2^*)$ is increasing in t_1 for $t_1 \leq \tilde{T}$. When $T_0 \leq L_1 < \tilde{T} + dC(L_1, t_1, S_1^*, S_2^*)$ is decreasing in t_1 for $d \leq t_1 \leq L_1 - \tilde{T}$ and is increasing for $t_1 > L_1 - \tilde{T}$.

E. Proof of Proposition 5

(a) When $T_{S+1} \leq L_1 < T_S$, $S = 0, 1, \dots, \widehat{S}_0 - 1$, if $0 \leq t_1 \leq L_1 - T_{S+1}$ then $S_2^* = S$ and if $L_1 - T_{S+1} < t_1 \leq d$ then $S_2^* = S + 1$.

For each interval of $0 \leq t_1 \leq L_1 - T_{S+1}$ and $L_1 - T_{S+1} < t_1 \leq d$, by (8)

$$C(L_1, t_1, 1, S_2^*) = h_1(1 + \lambda t_1) - \lambda h_2 E[E(S_2^*)] + \lambda h_2 (L_1 - t_1) \\ + \lambda (h_2 + b) \int_{L_1 - t_1}^{\infty} P(E(S_2^*) > x) dx$$

$$\frac{dC(L_1, t_1, 1, S_2^*)}{dt_1} = \lambda h_1 - \lambda h_2 + \lambda (h_2 + b) P(E(S_2^*) > L_1 \\ - t_1),$$

and from (9) if $L_1 < T_0$ then $P(E(S_2^*) > L_1 - t_1) > \frac{h_2}{h_2 + b}$, which leads to $\frac{dC(L_1, t_1, 1, S_2^*)}{dt_1} > 0$. It also follows that

$C(L_1, L_1 - T_{S+1}, 1, S)C(L_1, L_1 - T_{S+1}, 1, S + 1)$. Thus, if $T_{S+1} \leq L_1 < T_S$, $S = 0, 1, \dots, \widehat{S}_0 - 1$, then $C(L_1, t_1, 1, S_2^*)$ is increasing in t_1 for $0 \leq t_1 < d$.

If $0 \leq L_1 < T_{\widehat{S}_0}$, $S_2^* = \widehat{S}_0$, and in the same way as above by (8) it follows that $\frac{dC(L_1, t_1, 1, S_2^*)}{dt_1} > 0$. Thus, when $0 \leq L_1 < T_{\widehat{S}_0}$, $C(L_1, t_1, 1, S_2^*)$ is increasing in t_1 for $0 \leq t_1 < d$.

(b) When $T_0 \leq L_1 S_2^* = 0$, and by (8)

$$C(L_1, t_1, 1, S_2^*) = h_1(1 + \lambda t_1) - \lambda h_2 E[W] + \lambda h_2 (L_1 - t_1) \\ + \lambda (h_2 + b) \int_{L_1 - t_1}^{\infty} P(W > x) dx$$

$$\frac{dC(L_1, t_1, 1, S_2^*)}{dt_1} = \lambda h_1 - \lambda h_2 + \lambda (h_2 + b) P(W > L_1 - t_1 \\ = L_2)$$

and $P(W > L_1 - t_1) \leq \frac{h_2}{h_2 + b}$. By (15), when $L_2 < \tilde{T}$, that is when $L_1 - \tilde{T} < t_1$, it follows that $P(W > L_2) > \frac{h_2 - h_1}{h_2 + b}$, and thus $\frac{dC(L_1, t_1, 1, S_2^*)}{dt_1} > 0$ and when $\tilde{T} \leq L_2$, it follows that $P(W > L_2) \leq \frac{h_2 - h_1}{h_2 + b}$, and thus $\frac{dC(L_1, t_1, 1, S_2^*)}{dt_1} \leq 0$.

When $T_0 \leq L_1 < \tilde{T}$, $C(L_1, t_1, 1, S_2^*)$ is increasing in t_1 for $0 \leq t_1 < d$. When $\tilde{T} \leq L_1 < \tilde{T} + d$, $C(L_1, t_1, 1, S_2^*)$ is decreasing in t_1 for $0 \leq t_1 < L_1 - \tilde{T}$, and is increasing for $L_1 - \tilde{T} \leq t_1 < d$. When $\tilde{T} + d \leq L_1$, $C(L_1, t_1, 1, S_2^*)$ is decreasing in t_1 for $0 \leq t_1 < d$.

F. Proof of Proposition 6

Under $\rho \leq \frac{h_1}{h_1 + b} \widehat{L}(1)$ is compared with $T_1 + d$.

It follows $T_1 \leq 0$ and $\widehat{S}_0 = 0$, and from (2) and (16),

$$P(a(1) \leq -(\widehat{L}(1) - d)) = 1 - e^{\lambda(\widehat{L}(1) - d)} = \frac{h_2 - h_1}{h_2 + b},$$

which implies $e^{\lambda(\widehat{L}(1) - d)} = \frac{h_1 + b}{h_2 + b}$. From Proposition 2 and (10), $P(E(1) > T_1) = (1 - \rho)e^{\lambda T_1} = \frac{b}{h_2 + b}$, which implies $e^{\lambda T_1} = \frac{1}{1 - \rho} \frac{b}{h_2 + b}$. Since $\rho \leq \frac{h_1}{h_1 + b}$, it holds that $\frac{1}{1 - \rho} \leq \frac{h_1 + b}{b}$.

Thus $e^{\lambda T_1} = \frac{1}{1 - \rho} \frac{b}{h_2 + b} \leq \frac{h_1 + b}{h_2 + b} = e^{\lambda(\widehat{L}(1) - d)}$, which means $T_1 \leq \widehat{L}(1) - d$.

Next, under $\rho \leq \frac{h_1}{h_1 + b} \tilde{T}$ is compared with \tilde{L} . From (18),

$$\begin{aligned} \int_{\tilde{T}-d}^{\tilde{T}} P(W > x)dx &= \int_{\tilde{L}-d}^{\tilde{T}} P(W > x)dx + \int_{\tilde{T}-d}^{\tilde{L}-d} P(W > x)dx \\ &= \frac{1}{\lambda} \frac{h_1}{h_2 + b} + d \frac{h_2 - h_1}{h_2 + b} + (\tilde{T} - \tilde{L}) \frac{h_2 - h_1}{h_2 + b} \\ &\quad + \int_{\tilde{T}-d}^{\tilde{L}-d} P(W > x)dx \\ &= \frac{1}{\lambda} \frac{h_1}{h_2 + b} + d \frac{h_2 - h_1}{h_2 + b} \\ &\quad + \int_{\tilde{T}-d}^{\tilde{L}-d} \left\{ P(W > x) - \frac{h_2 - h_1}{h_2 + b} \right\} dx. \end{aligned}$$

Since $\int_{\tilde{T}-d}^{\tilde{T}} P(W > x)dx \leq d$ and $\frac{1}{\lambda} \frac{h_1}{h_2 + b} + d \frac{h_2 - h_1}{h_2 + b} \geq d$ under $\rho \leq \frac{h_1}{h_1 + b}$, it follows that

$$\int_{\tilde{T}-d}^{\tilde{L}-d} \left\{ P(W > x) - \frac{h_2 - h_1}{h_2 + b} \right\} dx \leq 0,$$

Since $\tilde{L} - d < \tilde{T}$ and $\tilde{T} - d < \tilde{L}$, by (15) $P(W > \tilde{L} - d) > \frac{h_2 - h_1}{h_2 + b}$ and $P(W > \tilde{T} - d) > \frac{h_2 - h_1}{h_2 + b}$, and thus $\tilde{L} \leq \tilde{T}$.

G. Proof of Proposition 7

(a) Under $\rho > \frac{h_1}{h_1 + b}$ $\bar{L}(0)$ is compared with T_0 . From (17),

$$\begin{aligned} \int_{\bar{L}(0)-d}^{\bar{L}(0)} P(W > x)dx &= \left(\frac{1}{\lambda} - d \right) \frac{h_1}{h_2 + b} \\ &\quad + d \frac{h_2}{h_2 + b} \geq d \frac{h_2}{h_2 + b} \end{aligned}$$

and from (10)

$$\int_{T_0}^{T_0+d} P(W > x)dx < dP(W > T_0) \leq d \frac{h_2}{h_2 + b}.$$

Thus, $\bar{L}(0) < T_0 + d$. Under $\rho > \frac{h_2}{h_2 + b}$, by (10) and Proposition 1

$$\int_{T_0-d}^{T_0} P(W > x)dx = \frac{1}{\lambda} P(W > T_0) = \frac{1}{\lambda} \frac{h_2}{h_2 + b}$$

When $h_2 = h_1$ by (17)

$$\int_{\bar{L}(0)-d}^{\bar{L}(0)} P(W > x)dx = \frac{1}{\lambda} \frac{h_2}{h_2 + b}$$

and thus $\bar{L}(0) = T_0$. When $h_2 > h_1$,

$$\int_{\bar{L}(0)-d}^{\bar{L}(0)} P(W > x)dx < \frac{1}{\lambda} \frac{h_2}{h_2 + b}$$

and thus $\bar{L}(0) > T_0$.

When $\frac{h_1}{h_1 + b} < \rho \leq \frac{h_2}{h_2 + b}$, it follows that $T_0 = d$, and $\bar{L}(0) > d$ implies that $\bar{L}(0) > T_0$.

Therefore, when $\rho > \frac{h_1}{h_1 + b}$, if $h_2 = h_1 T_0 = \bar{L}(0) < T_0 + d$, and if $h_2 > h_1$, $T_0 < \bar{L}(0) < T_0 + d$.

(b) Under $\rho > \frac{h_2}{h_2 + b}$, \tilde{T} , \tilde{L} , and $\bar{L}(0)$ are compared. Three cases, $\tilde{L} < \tilde{T}$, $\tilde{T} < \tilde{L}$ and $\tilde{T} = \tilde{L}$ are considered.

(i) $\tilde{L} < \tilde{T}$

By (17) and (18),

$$\begin{aligned} \int_{\tilde{L}-d}^{\tilde{L}} P(W > x)dx &= \int_{\tilde{L}-d}^{\tilde{T}} P(W > x)dx - \int_{\tilde{L}}^{\tilde{T}} P(W > x)dx \\ &= \int_{\bar{L}(0)-d}^{\bar{L}(0)} P(W > x)dx + (\tilde{T} - \tilde{L}) \frac{h_2 - h_1}{h_2 + b} \\ &\quad - \int_{\tilde{L}}^{\tilde{T}} P(W > x)dx. \end{aligned}$$

Since by (15) $\int_{\tilde{L}}^{\tilde{T}} P(W > x)dx > (\tilde{T} - \tilde{L}) \frac{h_2 - h_1}{h_2 + b}$, and

$$\int_{\tilde{L}-d}^{\tilde{L}} P(W > x)dx < \int_{\bar{L}(0)-d}^{\bar{L}(0)} P(W > x)dx.$$

Thus, $\bar{L}(0) < \tilde{L} < \tilde{T}$.

(ii) $\tilde{T} < \tilde{L}$

$$\begin{aligned} \int_{\tilde{L}-d}^{\tilde{L}} P(W > x)dx &= \int_{\tilde{L}-d}^{\tilde{T}} P(W > x)dx + \int_{\tilde{T}}^{\tilde{L}} P(W > x)dx \\ &= \int_{\bar{L}(0)-d}^{\bar{L}(0)} P(W > x)dx + (\tilde{T} - \tilde{L}) \frac{h_2 - h_1}{h_2 + b} \\ &\quad + \int_{\tilde{T}}^{\tilde{L}} P(W > x)dx. \end{aligned}$$

Since $\int_{\tilde{T}}^{\tilde{L}} P(W > x)dx < (\tilde{L} - \tilde{T}) \frac{h_2 - h_1}{h_2 + b}$

$$\int_{\tilde{L}-d}^{\tilde{L}} P(W > x)dx < \int_{\bar{L}(0)-d}^{\bar{L}(0)} P(W > x)dx$$

and thus $\bar{L}(0) < \tilde{L}$. $\bar{L}(0)$ is compared with \tilde{T} next. By (17) and (18)

$$\begin{aligned} \int_{\tilde{T}-d}^{\tilde{T}} P(W > x) dx &= \int_{\tilde{L}-d}^{\tilde{T}} P(W > x) dx + \int_{\tilde{T}-d}^{\tilde{L}-d} P(W > x) dx \\ &= \int_{\bar{L}(0)-d}^{\bar{L}(0)} P(W > x) dx + (\tilde{T} - \tilde{L}) \frac{h_2 - h_1}{h_2 + b} \\ &\quad + \int_{\tilde{T}-d}^{\tilde{L}-d} P(W > x) dx \end{aligned}$$

From (15) and $\tilde{L} - d \leq \tilde{T}$, it follows $\int_{\tilde{T}-d}^{\tilde{L}-d} P(W > x) dx > (\tilde{L} - \tilde{T}) \frac{h_2 - h_1}{h_2 + b}$, and thus

$$\int_{\tilde{T}-d}^{\tilde{T}} P(W > x) dx > \int_{\bar{L}(0)-d}^{\bar{L}(0)} P(W > x) dx$$

Therefore $\tilde{T} < \bar{L}(0) < \tilde{L}$.

(iii) $\tilde{T} = \tilde{L}$

$$\begin{aligned} \int_{\tilde{L}-d}^{\tilde{L}} P(W > x) dx &= \int_{\tilde{T}-d}^{\tilde{T}} P(W > x) dx \\ &= \frac{1}{\lambda} \frac{h_1}{h_2 + b} + (\tilde{T} - \tilde{L} + d) \frac{h_2 - h_1}{h_2 + b} \end{aligned}$$

$$\int_{\bar{L}(0)-d}^{\bar{L}(0)} P(W > x) dx = \frac{1}{\lambda} \frac{h_1}{h_2 + b} + d \frac{h_2 - h_1}{h_2 + b}$$

$$\int_{\tilde{L}-d}^{\tilde{L}} P(W > x) dx = \int_{\bar{L}(0)-d}^{\bar{L}(0)} P(W > x) dx$$

This implies $\bar{L}(0) = \tilde{L} = \tilde{T}$.

(c) When $\rho > \frac{h_2}{h_2 + b}$ and $\tilde{T} < \tilde{L}$, \tilde{L} is compared with $T_0 + d$. By (18)

$$\begin{aligned} \int_{\tilde{L}-d}^{\tilde{T}} P(W > x) dx &= \frac{1}{\lambda} \frac{h_1}{h_2 + b} + \int_{\tilde{L}-d}^{\tilde{T}} \frac{h_2 - h_1}{h_2 + b} dx, \\ \int_{\tilde{L}-d}^{\tilde{T}} \left\{ P(W > x) - \frac{h_2 - h_1}{h_2 + b} \right\} dx &= \frac{1}{\lambda} \frac{h_1}{h_2 + b}. \end{aligned}$$

By (10) and (15),

$$\int_{T_0}^{\tilde{T}} \left\{ P(W > x) - \frac{h_2 - h_1}{h_2 + b} \right\} dx \leq (\tilde{T} - T_0) \frac{h_1}{h_2 + b}.$$

By (b), when $\tilde{T} < \tilde{L}$ it follows $\tilde{T} < \bar{L}(0)$, and by (a), $\bar{L}(0) < T_0 + d$, which implies that $\tilde{T} < T_0 + d$, and thus $\tilde{T} - T_0 < d < \frac{1}{\lambda}$, $(\tilde{T} - T_0) \frac{h_1}{h_2 + b} < \frac{1}{\lambda} \frac{h_1}{h_2 + b}$,

$$\int_{T_0}^{\tilde{T}} \left\{ P(W > x) - \frac{h_2 - h_1}{h_2 + b} \right\} dx < \int_{\tilde{L}-d}^{\tilde{T}} \left\{ P(W > x) - \frac{h_2 - h_1}{h_2 + b} \right\} dx.$$

Therefore when $\tilde{T} < \tilde{L}$ it holds that $\tilde{L} < T_0 + d$.

References

- Bernstein F, Decroix GA (2015) Advance demand information in a multiproduct system. *Manuf Serv Oper Manag* 17(1):52–65
- Buzacott JA, Shanthikumar JG (1993) Stochastic models of manufacturing systems. Prentice-Hall, NJ, pp 135–145
- Buzacott JA, Shanthikumar JG (1994) Safety stock versus safety time in MRP controlled production systems. *Manag Sci* 40(12):1678–1689
- Claudio D, Krishnamurthy A (2009) Kanban-based pull systems with advance demand information. *Int J Prod Res* 47:3139–3160
- Erlang AK (1909) The Theory of probabilities and telephone conversations, *Nyt Tidsskrift for Matematik*, vol 20, B, 33–39. English translation in “The Life and Work of A.K. Erlang” (The Copenhagen Telephone Company, Copenhagen, 1948)
- Gallego G, Özer Ö (2001) Integrating replenishment decisions with advance demand information. *Manag Sci* 47(10):1344–1360
- Gayon J-P, Benjaafar S, de Vericourt F (2009) Using imperfect advance demand information in production-inventory systems with multiple customer classes. *Manuf Serv Oper Manag* 11(1):128–143
- Harihara R, Zipkin P (1995) Customer-order information, leadtimes and inventories. *Manag Sci* 41(10):1599–1607
- Karaesmen F (2013) Value of advance demand information in production and inventory systems with shared resources, chapter 5. In: Smith JM, Tan B (eds) *Handbook of stochastic models and analysis of manufacturing*. Springer, New York, pp 139–165
- Karaesmen F, Liberopoulos G, Dallery Y (2003) Production/inventory control with advance demand information. In: Shanthikumar JG, Yao DD, Zijm WHM (eds) *Stochastic modeling and optimization of manufacturing system and supply chains*. Kluwer, Boston, pp 243–270
- Karaesmen F, Liberopoulos G, Dallery Y (2004) The value of advance demand information in production/inventory systems. *Ann Oper Res* 126:135–157
- Liberopoulos G (2008) On the tradeoff between optimal order-base-stock levels and demand lead-times. *Eur J Oper Res* 190(1):136–155
- Liberopoulos G, Koukoumialos S (2005) Tradeoffs between base stock levels, numbers of kanbans and planned supply lead times in production/inventory systems with advance demand information. *Int J Prod Econ* 96(2):213–232
- Liberopoulos G, Tsikis I (2003) Multi-stage control with lot sizing and advance demand information. In: Shanthikumar JG, Yao DD, Zijm WHM (eds) *Stochastic modeling and optimization of manufacturing system and supply chains*. Kluwer, Boston, pp 271–297
- Milgrom P, Roberts J (1988) Communication and inventory as substitutes in organizing production. *Scand J Econ* 90:275–289
- Yokozawa S, Nakade K (2012) Optimal demand and release lead time in an M/D/1 base stock production and inventory system with advance demand information. *J Jpn Ind Manag Assoc* 63(2):41–49 (in Japanese)

